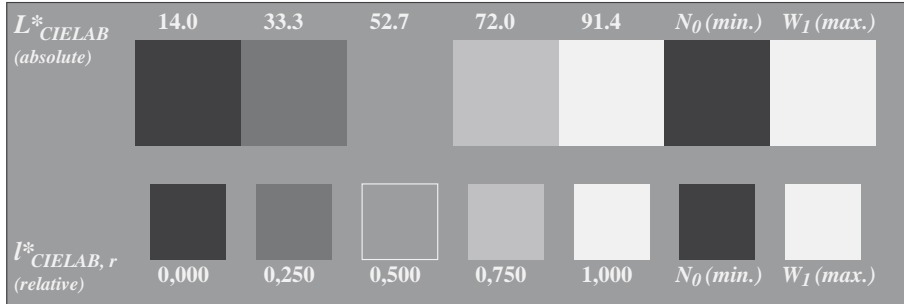
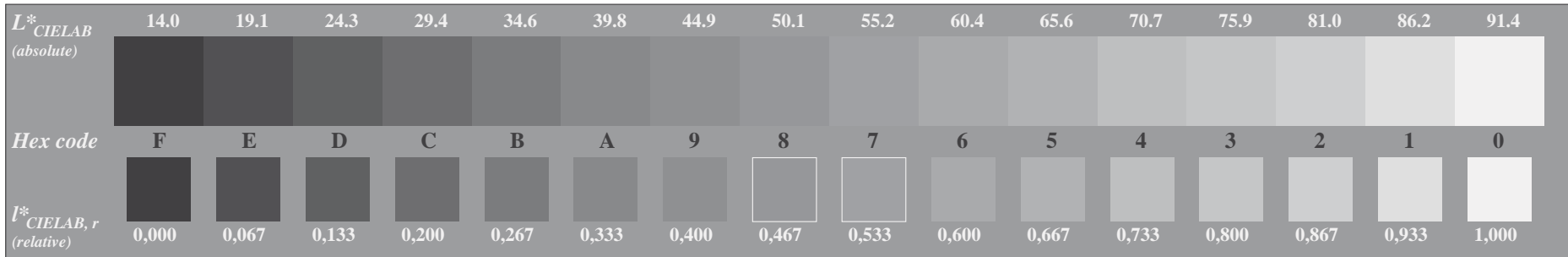



Picture A1: Radial gratings (Siemens-stars) N-W, W-N, N-Z and W-Z



Picture A2: 5 visual equidistant  $L^*$ -grey steps +  $N_0$  +  $W_1$



Picture A3: 16 visual equidistant  $L^*$ -grey steps



Picture A4: Landolt-rings W-N

	120	128	136	144	152	160	168	176	184	192	200	208	216	224	232	240		
120 (+8)																		240
60 (+4)																		120
30 (+2)																		60
15 (+1)																		30
	15	16	17	18	19	20	21	22	23	24	25	26	27	28	29	30		

line raster diameter in lpi

Picture A5: Line raster under 45° (or 135°); PS-/PDF-output different!

	120	128	136	144	152	160	168	176	184	192	200	208	216	224	232	240		
120 (+8)																		240
60 (+4)																		120
30 (+2)																		60
15 (+1)																		30
	15	16	17	18	19	20	21	22	23	24	25	26	27	28	29	30		

line raster diameter in lpi

Picture A6: Line raster under 90° (or 0°); PS-/PDF-output different!

