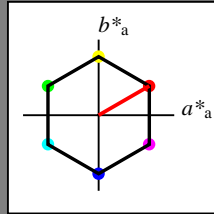


Input: Colorimetric Standard Reflective System SRS18

for hue $h^* = lab^*h = 30/360 = 0.083$
 lab^*tch and lab^*nch

D65: hue O
LCH*Ma: 57 77 30
olv*Ma: 1.0 0.0 0.0
triangle lightness t^*



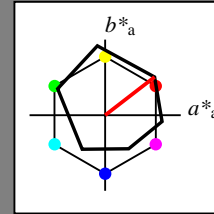
SRS18; adapted (a) CIELAB data					
	$L^*=L^*_a$	a^*_a	b^*_a	$C^*_{ab,a}$	$h^*_{ab,a}$
OMa	56.71	67.03	38.7	77.4	30
YMa	56.71	0.0	77.4	77.4	90
LMa	56.71	-67.02	38.7	77.4	150
CMa	56.71	-67.02	-38.69	77.4	210
VMa	56.71	0.0	-77.39	77.4	270
MMa	56.71	67.03	-38.69	77.4	330
NMa	18.01	0.0	0.0	0.0	0
WMa	95.41	0.0	0.0	0.0	0
RCIE	39.92	58.74	27.99	65.07	25
JCIE	81.26	-2.88	71.56	71.62	92
GCIE	52.23	-42.41	13.6	44.55	162
BCIE	30.57	1.41	-46.46	46.49	272

%Gamut
 $u^*_{rel} = 100$
%Regularity
 $g^*_{H,rel} = 100$
 $g^*_{C,rel} = 100$

Output: Colorimetric Offset Reflective System ORS18

for hue $h^* = lab^*h = 38/360 = 0.105$
 lab^*tch and lab^*nch

D65: hue O
LCH*Ma: 48 83 38
olv*Ma: 1.0 0.0 0.0
triangle lightness t^*



ORS18; adapted (a) CIELAB data					
	$L^*=L^*_a$	a^*_a	b^*_a	$C^*_{ab,a}$	$h^*_{ab,a}$
OMa	47.94	65.39	50.52	82.63	38
YMa	90.37	-10.26	91.75	92.32	96
LMa	50.9	-62.83	34.96	71.91	151
CMa	58.62	-30.34	-45.01	54.3	236
VMa	25.72	31.1	-44.4	54.22	305
MMa	48.13	75.28	-8.36	75.74	354
NMa	18.01	0.0	0.0	0.0	0
WMa	95.41	0.0	0.0	0.0	0
RCIE	39.92	58.66	26.98	64.57	25
JCIE	81.26	-2.16	67.76	67.79	92
GCIE	52.23	-42.25	11.76	43.87	164
BCIE	30.57	1.15	-46.84	46.86	271

%Gamut
 $u^*_{rel} = 93$
%Regularity
 $g^*_{H,rel} = 57$
 $g^*_{C,rel} = 59$

relative Inform. Technology (IT)
 $olvi3^* = 1.0 \ 1.0 \ 1.0 \ (1.0)$
 $cmyn3^* = 0.0 \ 0.0 \ 0.0 \ (0.0)$
 $olvi4^* = 1.0 \ 1.0 \ 1.0 \ 1.0$
 $cmyn4^* = 0.0 \ 0.0 \ 0.0 \ 0.0$

standard and adapted CIELAB
 $LAB^*LAB = 95.41 \ -0.98 \ 4.75$
 $LAB^*LABa = 95.41 \ 0.0 \ 0.0$
 $LAB^*TCHa = 99.99 \ 0.01 \ -$

relative CIELAB lab*
 $lab^*lab = 1.0 \ 0.0 \ 0.0$
 $lab^*tch = 1.0 \ 0.0 \ -$
 $lab^*nch = 0.0 \ 0.0 \ -$

relative Natural Colour (NC)
 $lab^*lrj = 1.0 \ 0.0 \ 0.0$
 $lab^*tce = 1.0 \ 0.0 \ -$
 $lab^*nce = 0.0 \ 0.0 \ -$

relative Inform. Technology (IT)
 $olvi3^* = 0.5 \ 0.5 \ 0.5 \ (1.0)$
 $cmyn3^* = 0.5 \ 0.5 \ 0.5 \ (0.0)$
 $olvi4^* = 1.0 \ 1.0 \ 1.0 \ 0.5$
 $cmyn4^* = 0.0 \ 0.0 \ 0.0 \ 0.5$

standard and adapted CIELAB
 $LAB^*LAB = 56.71 \ -0.24 \ 2.14$
 $LAB^*LABa = 56.71 \ 0.0 \ 0.0$
 $LAB^*TCHa = 50.0 \ 0.01 \ -$

relative CIELAB lab*
 $lab^*lab = 0.5 \ 0.0 \ 0.0$
 $lab^*tch = 0.5 \ 0.0 \ -$
 $lab^*nch = 0.5 \ 0.0 \ -$

relative Natural Colour (NC)
 $lab^*lrj = 0.5 \ 0.0 \ 0.0$
 $lab^*tce = 0.5 \ 0.0 \ -$
 $lab^*nce = 0.5 \ 0.0 \ -$

relative Inform. Technology (IT)
 $olvi3^* = 0.0 \ 0.0 \ 0.0 \ (1.0)$
 $cmyn3^* = 1.0 \ 1.0 \ 1.0 \ (0.0)$
 $olvi4^* = 1.0 \ 1.0 \ 1.0 \ 0.0$
 $cmyn4^* = 0.0 \ 0.0 \ 0.0 \ 1.0$

standard and adapted CIELAB
 $LAB^*LAB = 18.02 \ 0.5 \ -0.47$
 $LAB^*LABa = 18.02 \ 0.0 \ 0.0$
 $LAB^*TCHa = 0.01 \ 0.01 \ -$

relative CIELAB lab*
 $lab^*lab = 0.0 \ 0.0 \ 0.0$
 $lab^*tch = 0.0 \ 0.0 \ -$
 $lab^*nch = 1.0 \ 0.0 \ -$

relative Natural Colour (NC)
 $lab^*lrj = 0.0 \ 0.0 \ 0.0$
 $lab^*tce = 0.0 \ 0.0 \ -$
 $lab^*nce = 1.0 \ 0.0 \ -$

relative Inform. Technology (IT)
 $olvi3^* = 1.0 \ 0.5 \ 0.5 \ (1.0)$
 $cmyn3^* = 0.0 \ 0.5 \ 0.5 \ (0.0)$
 $olvi4^* = 1.0 \ 0.5 \ 0.5 \ 1.0$
 $cmyn4^* = 0.0 \ 0.5 \ 0.5 \ 0.0$

standard and adapted CIELAB
 $LAB^*LAB = 71.67 \ 32.15 \ 28.41$
 $LAB^*LABa = 71.67 \ 32.69 \ 25.25$
 $LAB^*TCHa = 75.0 \ 41.31 \ 37.69$

relative CIELAB lab*
 $lab^*lab = 0.693 \ 0.396 \ 0.306$
 $lab^*tch = 0.75 \ 0.5 \ 0.105$
 $lab^*nch = 0.0 \ 0.5 \ 0.105$

relative Natural Colour (NC)
 $lab^*lrj = 0.693 \ 0.477 \ 0.15$
 $lab^*tce = 0.75 \ 0.5 \ 0.048$
 $lab^*nce = 0.0 \ 0.5 \ r19j$

relative Inform. Technology (IT)
 $olvi3^* = 0.5 \ 0.0 \ 0.0 \ (1.0)$
 $cmyn3^* = 0.5 \ 1.0 \ 1.0 \ (0.0)$
 $olvi4^* = 1.0 \ 0.5 \ 0.5 \ 0.5$
 $cmyn4^* = 0.0 \ 0.5 \ 0.5 \ 0.5$

standard and adapted CIELAB
 $LAB^*LAB = 32.98 \ 32.9 \ 25.8$
 $LAB^*LABa = 32.98 \ 32.69 \ 25.25$
 $LAB^*TCHa = 25.01 \ 41.31 \ 37.69$

relative CIELAB lab*
 $lab^*lab = 0.193 \ 0.396 \ 0.306$
 $lab^*tch = 0.25 \ 0.5 \ 0.105$
 $lab^*nch = 0.5 \ 0.5 \ 0.105$

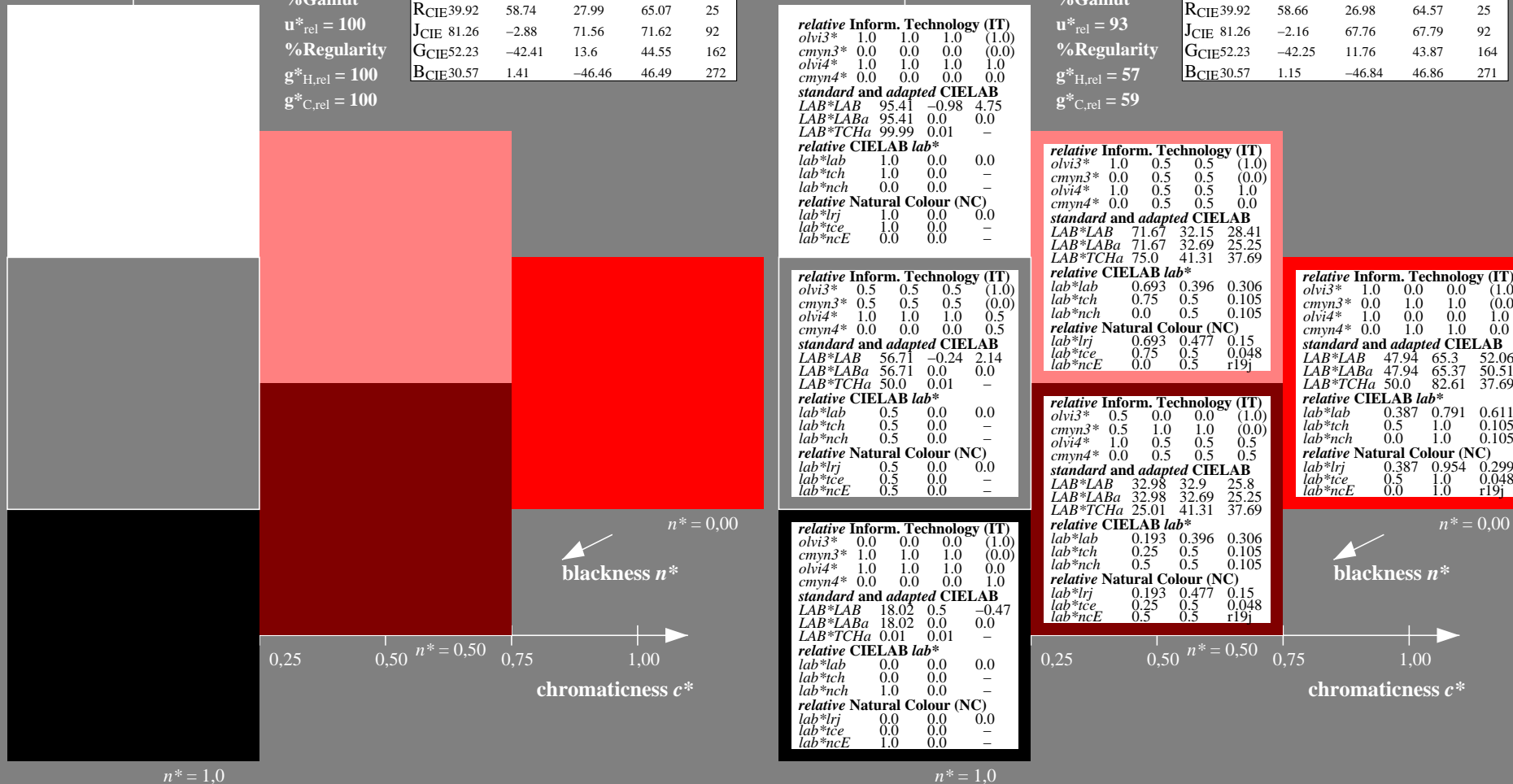
relative Natural Colour (NC)
 $lab^*lrj = 0.193 \ 0.477 \ 0.15$
 $lab^*tce = 0.25 \ 0.5 \ 0.048$
 $lab^*nce = 0.5 \ 0.5 \ r19j$

relative Inform. Technology (IT)
 $olvi3^* = 1.0 \ 0.0 \ 0.0 \ (1.0)$
 $cmyn3^* = 0.0 \ 1.0 \ 1.0 \ (0.0)$
 $olvi4^* = 1.0 \ 0.0 \ 0.0 \ 1.0$
 $cmyn4^* = 0.0 \ 1.0 \ 1.0 \ 0.0$

standard and adapted CIELAB
 $LAB^*LAB = 47.94 \ 65.3 \ 52.06$
 $LAB^*LABa = 47.94 \ 65.37 \ 50.51$
 $LAB^*TCHa = 50.0 \ 82.61 \ 37.69$

relative CIELAB lab*
 $lab^*lab = 0.387 \ 0.791 \ 0.611$
 $lab^*tch = 0.5 \ 1.0 \ 0.105$
 $lab^*nch = 0.0 \ 1.0 \ 0.105$

relative Natural Colour (NC)
 $lab^*lrj = 0.387 \ 0.954 \ 0.299$
 $lab^*tce = 0.5 \ 1.0 \ 0.048$
 $lab^*nce = 0.0 \ 1.0 \ r19j$



NE070-7, 3 step scales for constant CIELAB hue 30/360 = 0.083 (left)

3 step scales for constant CIELAB hue 38/360 = 0.105 (right)

BAM-test chart NE07; Colorimetric systems ORS18 & ORS18
D65: 3 step colour scales and coordinate data for 10 hues

input: $olv^* setrgbcolor$
output: Startup (S) data dependend

See for similar files: <http://www.ps.bam.de/NE07/>
Technical information: <http://www.ps.bam.de>
Version 2.1, io=1,1?

BAM registration: 20060101-NE07/10L/L07E00SP.PS/.PDF
application for evaluation and measurement of printer or monitor systems
BAM material: code=rh4ta
/NE07/ Form: 1/10, Serie: 1/1, Page: 1 Page count: 1

Input: Colorimetric Standard Reflective System SRS18

for hue $h^* = lab^*h = 90/360 = 0.25$

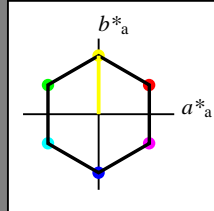
lab^*tch and lab^*nch

D65: hue Y

LCH*Ma: 57 77 90

olv*Ma: 1.0 1.0 0.0

triangle lightness t^*



SRS18; adapted (a) CIELAB data

Table with 6 columns: L*, a*, b*, C*ab,a, h*ab,a. Rows include OMa, YMa, LMa, CMa, VMa, MMa, NMa, WMa, RCIE, JCIE, GCIE, BCIE.

%Gamut

$u^*_{rel} = 100$

%Regularity

$g^*_{H,rel} = 100$

$g^*_{C,rel} = 100$

Output: Colorimetric Offset Reflective System ORS18

for hue $h^* = lab^*h = 96/360 = 0.268$

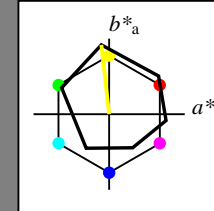
lab^*tch and lab^*nch

D65: hue Y

LCH*Ma: 90 92 96

olv*Ma: 1.0 1.0 0.0

triangle lightness t^*



ORS18; adapted (a) CIELAB data

Table with 6 columns: L*, a*, b*, C*ab,a, h*ab,a. Rows include OMa, YMa, LMa, CMa, VMa, MMa, NMa, WMa, RCIE, JCIE, GCIE, BCIE.

%Gamut

$u^*_{rel} = 93$

%Regularity

$g^*_{H,rel} = 57$

$g^*_{C,rel} = 59$

relative Inform. Technology (IT)

Table with 5 columns: olvi3*, cmyn3*, olvi4*, cmyn4*. Values range from 0.0 to 1.0.

standard and adapted CIELAB

Table with 3 columns: LAB*LAB, LAB*LABa, LAB*TCHa. Values range from 0.0 to 99.99.

relative CIELAB lab*

Table with 3 columns: lab*lab, lab*tch, lab*nch. Values range from 0.0 to 1.0.

relative Natural Colour (NC)

Table with 3 columns: lab*lrj, lab*tce, lab*nce. Values range from 0.0 to 1.0.

relative Inform. Technology (IT)

Table with 5 columns: olvi3*, cmyn3*, olvi4*, cmyn4*. Values range from 0.0 to 1.0.

standard and adapted CIELAB

Table with 3 columns: LAB*LAB, LAB*LABa, LAB*TCHa. Values range from 0.0 to 56.71.

relative CIELAB lab*

Table with 3 columns: lab*lab, lab*tch, lab*nch. Values range from 0.0 to 0.5.

relative Natural Colour (NC)

Table with 3 columns: lab*lrj, lab*tce, lab*nce. Values range from 0.0 to 0.5.

relative Inform. Technology (IT)

Table with 5 columns: olvi3*, cmyn3*, olvi4*, cmyn4*. Values range from 0.0 to 1.0.

standard and adapted CIELAB

Table with 3 columns: LAB*LAB, LAB*LABa, LAB*TCHa. Values range from 0.0 to 18.02.

relative CIELAB lab*

Table with 3 columns: lab*lab, lab*tch, lab*nch. Values range from 0.0 to 1.0.

relative Natural Colour (NC)

Table with 3 columns: lab*lrj, lab*tce, lab*nce. Values range from 0.0 to 1.0.

relative Inform. Technology (IT)

Table with 5 columns: olvi3*, cmyn3*, olvi4*, cmyn4*. Values range from 0.0 to 1.0.

standard and adapted CIELAB

Table with 3 columns: LAB*LAB, LAB*LABa, LAB*TCHa. Values range from 0.0 to 92.88.

relative CIELAB lab*

Table with 3 columns: lab*lab, lab*tch, lab*nch. Values range from 0.0 to 0.967.

relative Natural Colour (NC)

Table with 3 columns: lab*lrj, lab*tce, lab*nce. Values range from 0.0 to 0.967.

relative Inform. Technology (IT)

Table with 5 columns: olvi3*, cmyn3*, olvi4*, cmyn4*. Values range from 0.0 to 1.0.

standard and adapted CIELAB

Table with 3 columns: LAB*LAB, LAB*LABa, LAB*TCHa. Values range from 0.0 to 54.19.

relative CIELAB lab*

Table with 3 columns: lab*lab, lab*tch, lab*nch. Values range from 0.0 to 0.467.

relative Natural Colour (NC)

Table with 3 columns: lab*lrj, lab*tce, lab*nce. Values range from 0.0 to 0.467.

relative Inform. Technology (IT)

Table with 5 columns: olvi3*, cmyn3*, olvi4*, cmyn4*. Values range from 0.0 to 1.0.

standard and adapted CIELAB

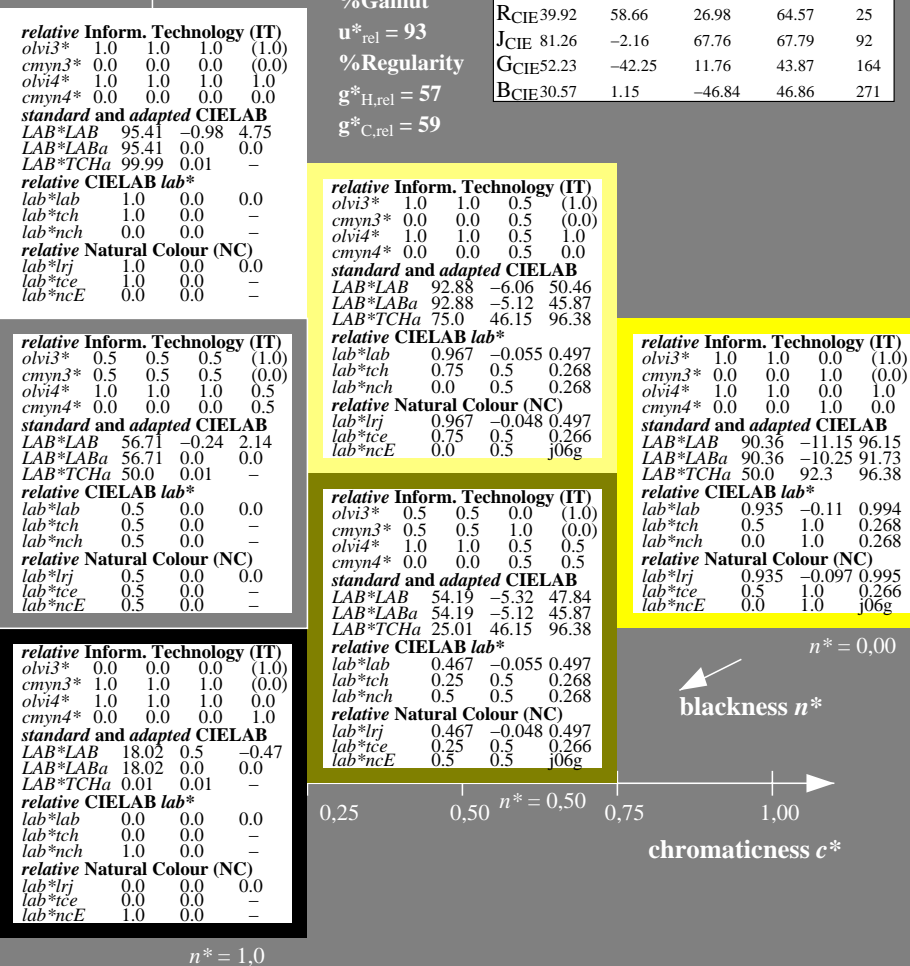
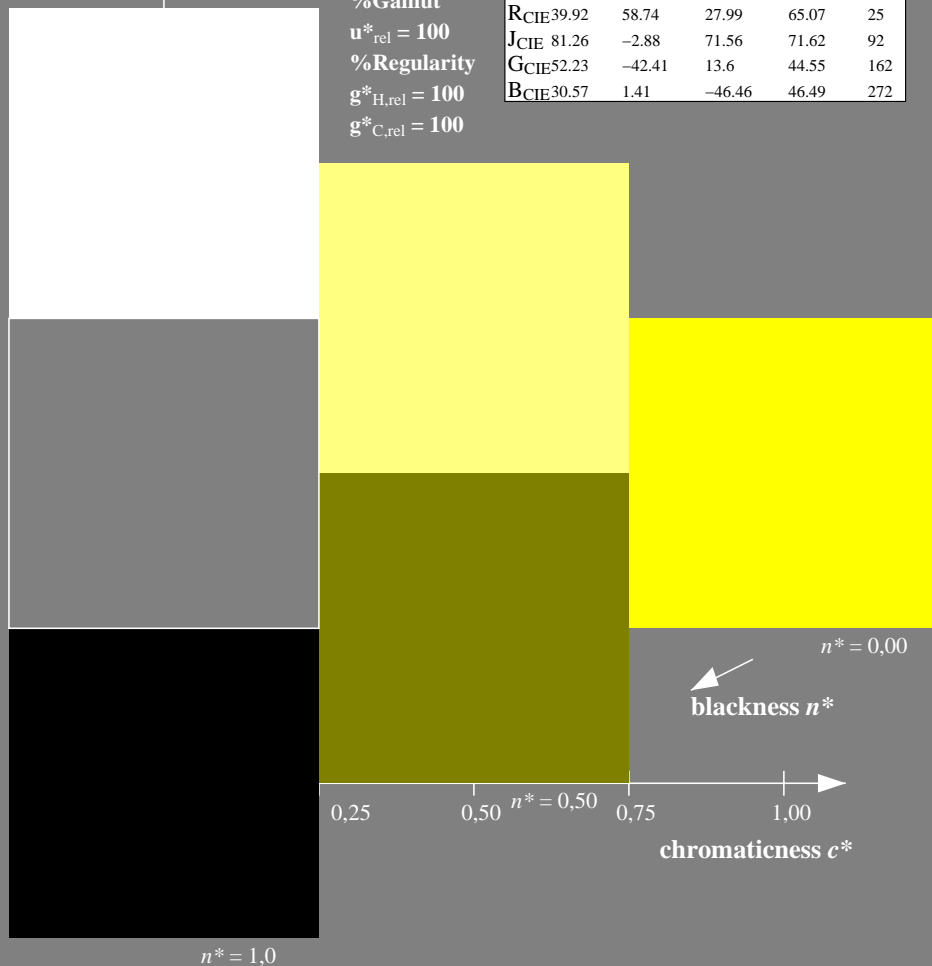
Table with 3 columns: LAB*LAB, LAB*LABa, LAB*TCHa. Values range from 0.0 to 90.36.

relative CIELAB lab*

Table with 3 columns: lab*lab, lab*tch, lab*nch. Values range from 0.0 to 0.935.

relative Natural Colour (NC)

Table with 3 columns: lab*lrj, lab*tce, lab*nce. Values range from 0.0 to 0.935.



NE070-7, 3 step scales for constant CIELAB hue 90/360 = 0.25 (left)

3 step scales for constant CIELAB hue 96/360 = 0.268 (right)

BAM-test chart NE07; Colorimetric systems ORS18 & ORS18

D65: 3 step colour scales and coordinate data for 10 hues

input: $olv^* setrgbcolor$

output: Startup (S) data dependend

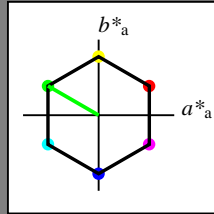
See for similar files: http://www.ps.bam.de/NE07/ Technical information: http://www.ps.bam.de/ Version 2.1, io=1,1?

BAM registration: 20060101-NE07/10L/L07E01SP.PS/.PDF BAM material: code=rh4ta application for evaluation and measurement of printer or monitor systems /NE07/ Form 2/10, Serie: 1/1, Page: 2 Page count: 2

Input: Colorimetric Standard Reflective System SRS18

for hue $h^* = lab^*h = 150/360 = 0.417$
 lab^*tch and lab^*nch

D65: hue L
LCH*Ma: 57 77 150
olv*Ma: 0.0 1.0 0.0
triangle lightness t^*



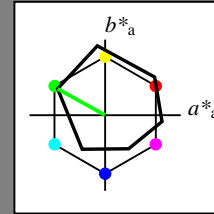
SRS18; adapted (a) CIELAB data					
	$L^*=L^*_a$	a^*_a	b^*_a	$C^*_{ab,a}$	$h^*_{ab,a}$
OMa	56.71	67.03	38.7	77.4	30
YMa	56.71	0.0	77.4	77.4	90
LMa	56.71	-67.02	38.7	77.4	150
CMa	56.71	-67.02	-38.69	77.4	210
VMa	56.71	0.0	-77.39	77.4	270
MMa	56.71	67.03	-38.69	77.4	330
NMa	18.01	0.0	0.0	0.0	0
WMa	95.41	0.0	0.0	0.0	0
RCIE	39.92	58.74	27.99	65.07	25
JCIE	81.26	-2.88	71.56	71.62	92
GCIE	52.23	-42.41	13.6	44.55	162
BCIE	30.57	1.41	-46.46	46.49	272

%Gamut
 $u^*_{rel} = 100$
%Regularity
 $g^*_{H,rel} = 100$
 $g^*_{C,rel} = 100$

Output: Colorimetric Offset Reflective System ORS18

for hue $h^* = lab^*h = 151/360 = 0.419$
 lab^*tch and lab^*nch

D65: hue L
LCH*Ma: 51 72 151
olv*Ma: 0.0 1.0 0.0
triangle lightness t^*



ORS18; adapted (a) CIELAB data					
	$L^*=L^*_a$	a^*_a	b^*_a	$C^*_{ab,a}$	$h^*_{ab,a}$
OMa	47.94	65.39	50.52	82.63	38
YMa	90.37	-10.26	91.75	92.32	96
LMa	50.9	-62.83	34.96	71.91	151
CMa	58.62	-30.34	-45.01	54.3	236
VMa	25.72	31.1	-44.4	54.22	305
MMa	48.13	75.28	-8.36	75.74	354
NMa	18.01	0.0	0.0	0.0	0
WMa	95.41	0.0	0.0	0.0	0
RCIE	39.92	58.66	26.98	64.57	25
JCIE	81.26	-2.16	67.76	67.79	92
GCIE	52.23	-42.25	11.76	43.87	164
BCIE	30.57	1.15	-46.84	46.86	271

%Gamut
 $u^*_{rel} = 93$
%Regularity
 $g^*_{H,rel} = 57$
 $g^*_{C,rel} = 59$

relative Inform. Technology (IT)
 $olvi3^* = 1.0 \ 1.0 \ 1.0 \ (1.0)$
 $cmyn3^* = 0.0 \ 0.0 \ 0.0 \ (0.0)$
 $olvi4^* = 1.0 \ 1.0 \ 1.0 \ 1.0$
 $cmyn4^* = 0.0 \ 0.0 \ 0.0 \ 0.0$

standard and adapted CIELAB
 $LAB^*LAB = 95.41 \ -0.98 \ 4.75$
 $LAB^*LABa = 95.41 \ 0.0 \ 0.0$
 $LAB^*TCHa = 99.99 \ 0.01 \ -$

relative CIELAB lab*
 $lab^*lab = 1.0 \ 0.0 \ 0.0$
 $lab^*tch = 1.0 \ 0.0 \ -$
 $lab^*nch = 0.0 \ 0.0 \ -$

relative Natural Colour (NC)
 $lab^*lrj = 1.0 \ 0.0 \ 0.0$
 $lab^*tce = 1.0 \ 0.0 \ -$
 $lab^*nce = 0.0 \ 0.0 \ -$

relative Inform. Technology (IT)
 $olvi3^* = 0.5 \ 1.0 \ 0.5 \ (1.0)$
 $cmyn3^* = 0.5 \ 0.0 \ 0.5 \ (0.0)$
 $olvi4^* = 0.5 \ 1.0 \ 0.5 \ 1.0$
 $cmyn4^* = 0.5 \ 0.0 \ 0.5 \ 0.0$

standard and adapted CIELAB
 $LAB^*LAB = 73.15 \ -31.96 \ 20.73$
 $LAB^*LABa = 73.15 \ -31.4 \ 17.48$
 $LAB^*TCHa = 75.0 \ 35.95 \ 150.91$

relative CIELAB lab*
 $lab^*lab = 0.712 \ -0.436 \ 0.243$
 $lab^*tch = 0.75 \ 0.5 \ 0.419$
 $lab^*nch = 0.0 \ 0.5 \ 0.419$

relative Natural Colour (NC)
 $lab^*lrj = 0.712 \ -0.478 \ 0.144$
 $lab^*tce = 0.75 \ 0.5 \ 0.453$
 $lab^*nce = 0.0 \ 0.5 \ j81g$

relative Inform. Technology (IT)
 $olvi3^* = 0.5 \ 0.5 \ 0.5 \ (1.0)$
 $cmyn3^* = 0.5 \ 0.5 \ 0.5 \ (0.0)$
 $olvi4^* = 1.0 \ 1.0 \ 1.0 \ 0.5$
 $cmyn4^* = 0.0 \ 0.0 \ 0.0 \ 0.5$

standard and adapted CIELAB
 $LAB^*LAB = 56.71 \ -0.24 \ 2.14$
 $LAB^*LABa = 56.71 \ 0.0 \ 0.0$
 $LAB^*TCHa = 50.0 \ 0.01 \ -$

relative CIELAB lab*
 $lab^*lab = 0.5 \ 0.0 \ 0.0$
 $lab^*tch = 0.5 \ 0.0 \ -$
 $lab^*nch = 0.5 \ 0.0 \ -$

relative Natural Colour (NC)
 $lab^*lrj = 0.5 \ 0.0 \ 0.0$
 $lab^*tce = 0.5 \ 0.0 \ -$
 $lab^*nce = 0.5 \ 0.0 \ -$

relative Inform. Technology (IT)
 $olvi3^* = 0.0 \ 0.5 \ 0.0 \ (1.0)$
 $cmyn3^* = 1.0 \ 0.5 \ 1.0 \ (0.0)$
 $olvi4^* = 0.5 \ 1.0 \ 0.5 \ 0.5$
 $cmyn4^* = 0.5 \ 0.0 \ 0.5 \ 0.5$

standard and adapted CIELAB
 $LAB^*LAB = 34.46 \ -31.22 \ 18.12$
 $LAB^*LABa = 34.46 \ -31.4 \ 17.48$
 $LAB^*TCHa = 25.01 \ 35.95 \ 150.91$

relative CIELAB lab*
 $lab^*lab = 0.213 \ -0.436 \ 0.243$
 $lab^*tch = 0.25 \ 0.5 \ 0.419$
 $lab^*nch = 0.5 \ 0.5 \ 0.419$

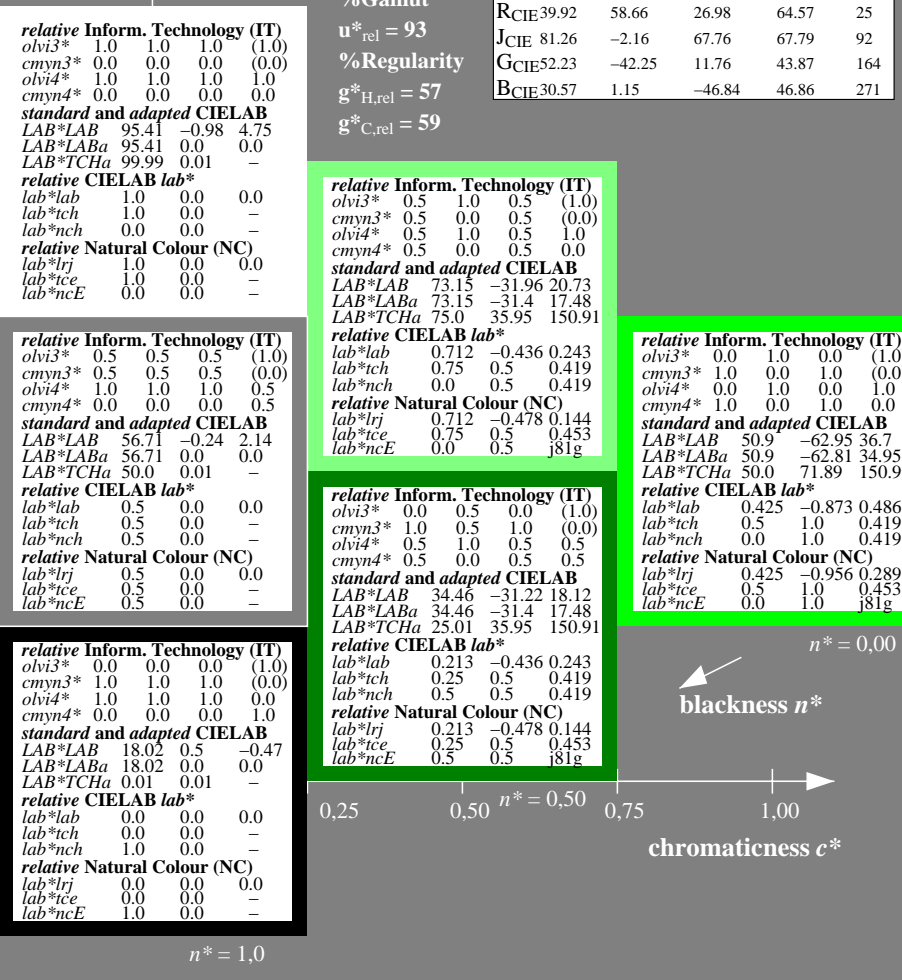
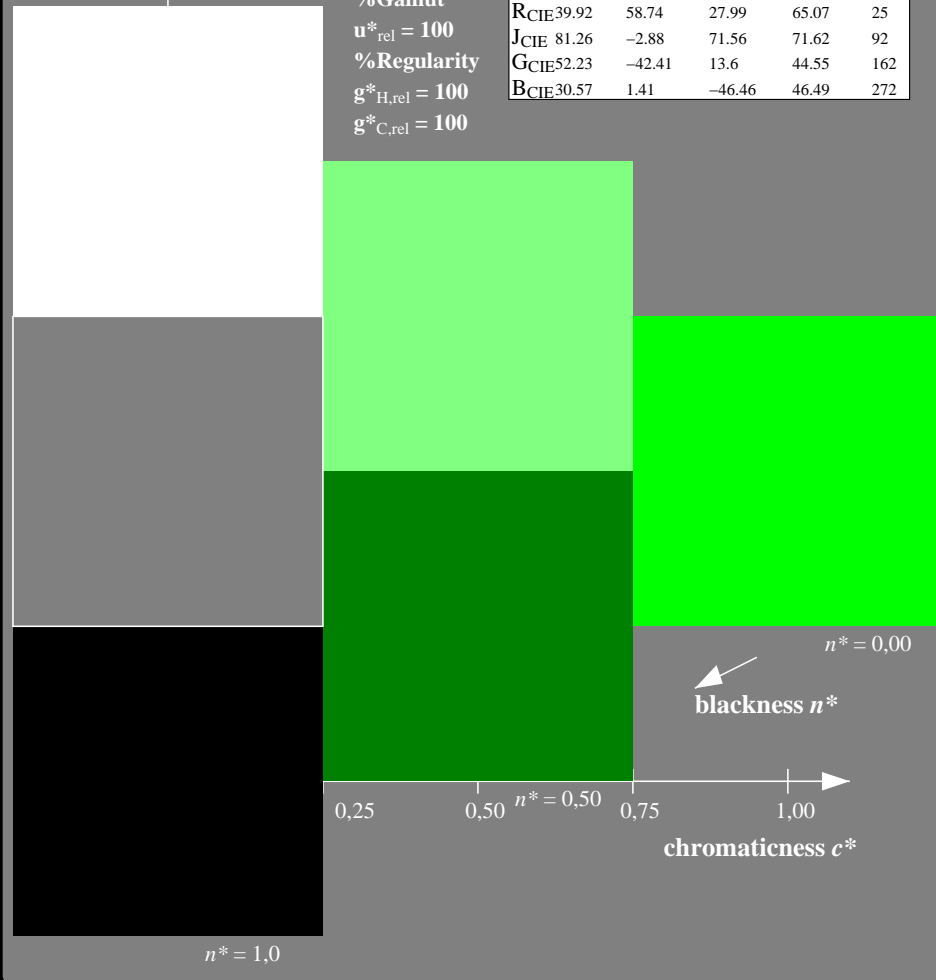
relative Natural Colour (NC)
 $lab^*lrj = 0.213 \ -0.478 \ 0.144$
 $lab^*tce = 0.25 \ 0.5 \ 0.453$
 $lab^*nce = 0.5 \ 0.5 \ j81g$

relative Inform. Technology (IT)
 $olvi3^* = 0.0 \ 1.0 \ 0.0 \ (1.0)$
 $cmyn3^* = 1.0 \ 0.0 \ 1.0 \ (0.0)$
 $olvi4^* = 0.0 \ 1.0 \ 0.0 \ 1.0$
 $cmyn4^* = 1.0 \ 0.0 \ 1.0 \ 0.0$

standard and adapted CIELAB
 $LAB^*LAB = 50.9 \ -62.95 \ 36.7$
 $LAB^*LABa = 50.9 \ -62.81 \ 34.95$
 $LAB^*TCHa = 50.0 \ 71.89 \ 150.91$

relative CIELAB lab*
 $lab^*lab = 0.425 \ -0.873 \ 0.486$
 $lab^*tch = 0.5 \ 1.0 \ 0.419$
 $lab^*nch = 0.0 \ 1.0 \ 0.419$

relative Natural Colour (NC)
 $lab^*lrj = 0.425 \ -0.956 \ 0.289$
 $lab^*tce = 0.5 \ 1.0 \ 0.453$
 $lab^*nce = 0.0 \ 1.0 \ j81g$



NE070-7, 3 step scales for constant CIELAB hue 150/360 = 0.417 (left)

3 step scales for constant CIELAB hue 151/360 = 0.419 (right)

BAM-test chart NE07; Colorimetric systems ORS18 & ORS18
D65: 3 step colour scales and coordinate data for 10 hues

input: $olv^* setrgbcolor$
output: Startup (S) data dependend

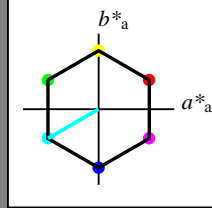
See for similar files: <http://www.ps.bam.de/NE07/>
Technical information: <http://www.ps.bam.de>
Version 2.1, io=1,1?

BAM registration: 20060101-NE07/10L/L07E02SP.PS/.PDF BAM material: code=rh4ta
application for evaluation and measurement of printer or monitor systems
/NE07/ Form: 3/10, Serie: 1/1, Page: 3 Page count: 3

Input: Colorimetric Standard Reflective System SRS18

for hue $h^* = lab^*h = 210/360 = 0.583$
 lab^*tch and lab^*nch

D65: hue C
 LCH*Ma: 57 77 210
 olv*Ma: 0.0 1.0 1.0
 triangle lightness t^*



SRS18; adapted (a) CIELAB data

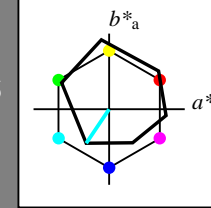
	$L^*=L^*_a$	a^*_a	b^*_a	$C^*_{ab,a}$	$h^*_{ab,a}$
OMa	56.71	67.03	38.7	77.4	30
YMa	56.71	0.0	77.4	77.4	90
LMa	56.71	-67.02	38.7	77.4	150
CMa	56.71	-67.02	-38.69	77.4	210
VMa	56.71	0.0	-77.39	77.4	270
MMa	56.71	67.03	-38.69	77.4	330
NMa	18.01	0.0	0.0	0.0	0
WMa	95.41	0.0	0.0	0.0	0
RCIE	39.92	58.74	27.99	65.07	25
JCIE	81.26	-2.88	71.56	71.62	92
GCIE	52.23	-42.41	13.6	44.55	162
BCIE	30.57	1.41	-46.46	46.49	272

%Gamut
 $u^*_{rel} = 100$
 %Regularity
 $g^*_{H,rel} = 100$
 $g^*_{C,rel} = 100$

Output: Colorimetric Offset Reflective System ORS18

for hue $h^* = lab^*h = 236/360 = 0.656$
 lab^*tch and lab^*nch

D65: hue C
 LCH*Ma: 59 54 236
 olv*Ma: 0.0 1.0 1.0
 triangle lightness t^*



ORS18; adapted (a) CIELAB data

	$L^*=L^*_a$	a^*_a	b^*_a	$C^*_{ab,a}$	$h^*_{ab,a}$
OMa	47.94	65.39	50.52	82.63	38
YMa	90.37	-10.26	91.75	92.32	96
LMa	50.9	-62.83	34.96	71.91	151
CMa	58.62	-30.34	-45.01	54.3	236
VMa	25.72	31.1	-44.4	54.22	305
MMa	48.13	75.28	-8.36	75.74	354
NMa	18.01	0.0	0.0	0.0	0
WMa	95.41	0.0	0.0	0.0	0
RCIE	39.92	58.66	26.98	64.57	25
JCIE	81.26	-2.16	67.76	67.79	92
GCIE	52.23	-42.25	11.76	43.87	164
BCIE	30.57	1.15	-46.84	46.86	271

%Gamut
 $u^*_{rel} = 93$
 %Regularity
 $g^*_{H,rel} = 57$
 $g^*_{C,rel} = 59$

relative Inform. Technology (IT)

olvi3*	1.0	1.0	1.0	(1.0)
cmyn3*	0.0	0.0	0.0	(0.0)
olvi4*	1.0	1.0	1.0	1.0
cmyn4*	0.0	0.0	0.0	0.0

standard and adapted CIELAB

LAB*LAB	95.41	-0.98	4.75
LAB*LABa	95.41	0.0	0.0
LAB*TCHa	99.99	0.01	-

relative CIELAB lab*

lab*lab	1.0	0.0	0.0
lab*tch	1.0	0.0	-
lab*nch	0.0	0.0	-

relative Natural Colour (NC)

lab*lrj	1.0	0.0	0.0
lab*tce	1.0	0.0	-
lab*nce	0.0	0.0	-

relative Inform. Technology (IT)

olvi3*	0.5	1.0	1.0	(1.0)
cmyn3*	0.5	0.0	0.0	(0.0)
olvi4*	0.5	1.0	1.0	1.0
cmyn4*	0.5	0.0	0.0	0.0

standard and adapted CIELAB

LAB*LAB	77.01	-15.8	-18.98
LAB*LABa	77.01	-15.16	-22.5
LAB*TCHa	75.0	27.14	236.02

relative CIELAB lab*

lab*lab	0.762	-0.278	-0.414
lab*tch	0.75	0.5	0.656
lab*nch	0.0	0.5	0.656

relative Natural Colour (NC)

lab*lrj	0.762	-0.247	-0.433
lab*tce	0.75	0.5	0.667
lab*nce	0.0	0.5	g66b

relative Inform. Technology (IT)

olvi3*	0.5	0.5	0.5	(1.0)
cmyn3*	0.5	0.5	0.5	(0.0)
olvi4*	1.0	1.0	1.0	0.5
cmyn4*	0.0	0.0	0.0	0.5

standard and adapted CIELAB

LAB*LAB	56.71	-0.24	2.14
LAB*LABa	56.71	0.0	0.0
LAB*TCHa	50.0	0.01	-

relative CIELAB lab*

lab*lab	0.5	0.0	0.0
lab*tch	0.5	0.0	-
lab*nch	0.5	0.0	-

relative Natural Colour (NC)

lab*lrj	0.5	0.0	0.0
lab*tce	0.5	0.0	-
lab*nce	0.5	0.0	-

relative Inform. Technology (IT)

olvi3*	0.0	0.5	0.5	(1.0)
cmyn3*	1.0	0.5	0.5	(0.0)
olvi4*	0.5	1.0	1.0	0.5
cmyn4*	0.5	0.0	0.0	0.5

standard and adapted CIELAB

LAB*LAB	38.32	-15.05	-21.6
LAB*LABa	38.32	-15.16	-22.5
LAB*TCHa	25.01	27.14	236.02

relative CIELAB lab*

lab*lab	0.262	-0.278	-0.414
lab*tch	0.25	0.5	0.656
lab*nch	0.5	0.5	0.656

relative Natural Colour (NC)

lab*lrj	0.262	-0.247	-0.433
lab*tce	0.25	0.5	0.667
lab*nce	0.5	0.5	g66b

relative Inform. Technology (IT)

olvi3*	0.0	1.0	1.0	(1.0)
cmyn3*	1.0	0.0	0.0	(0.0)
olvi4*	0.0	1.0	1.0	1.0
cmyn4*	1.0	0.0	0.0	0.0

standard and adapted CIELAB

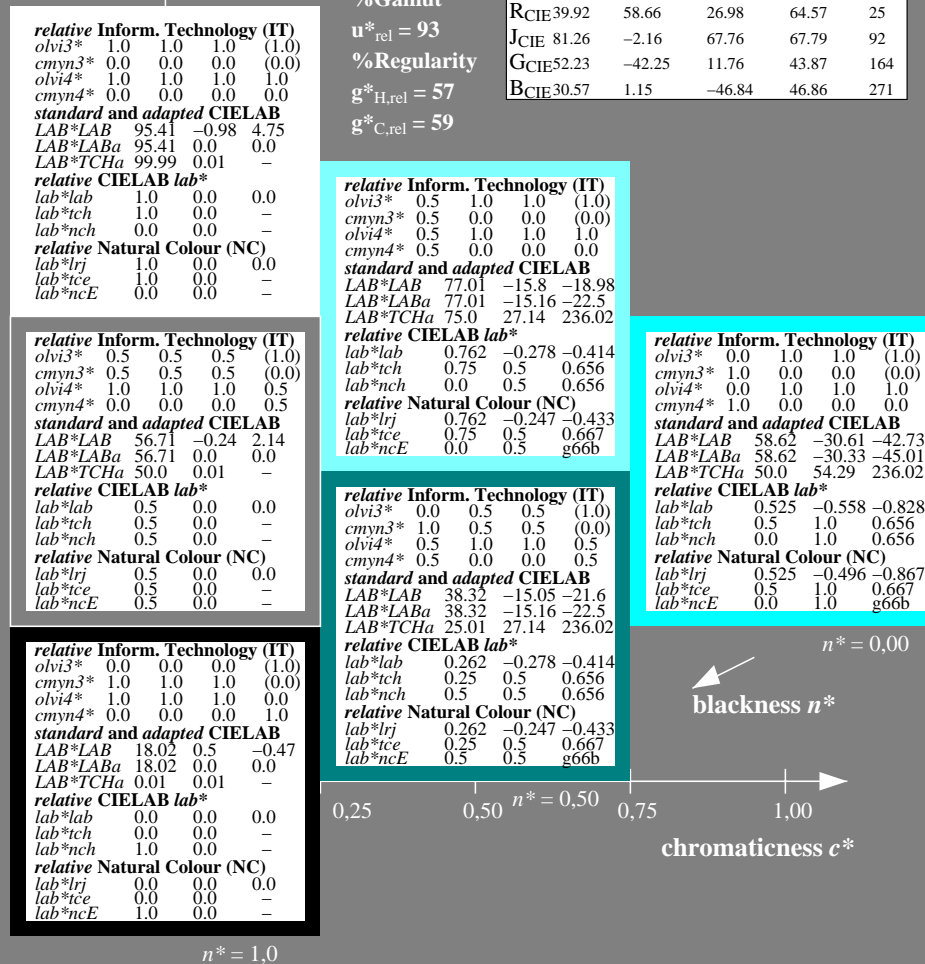
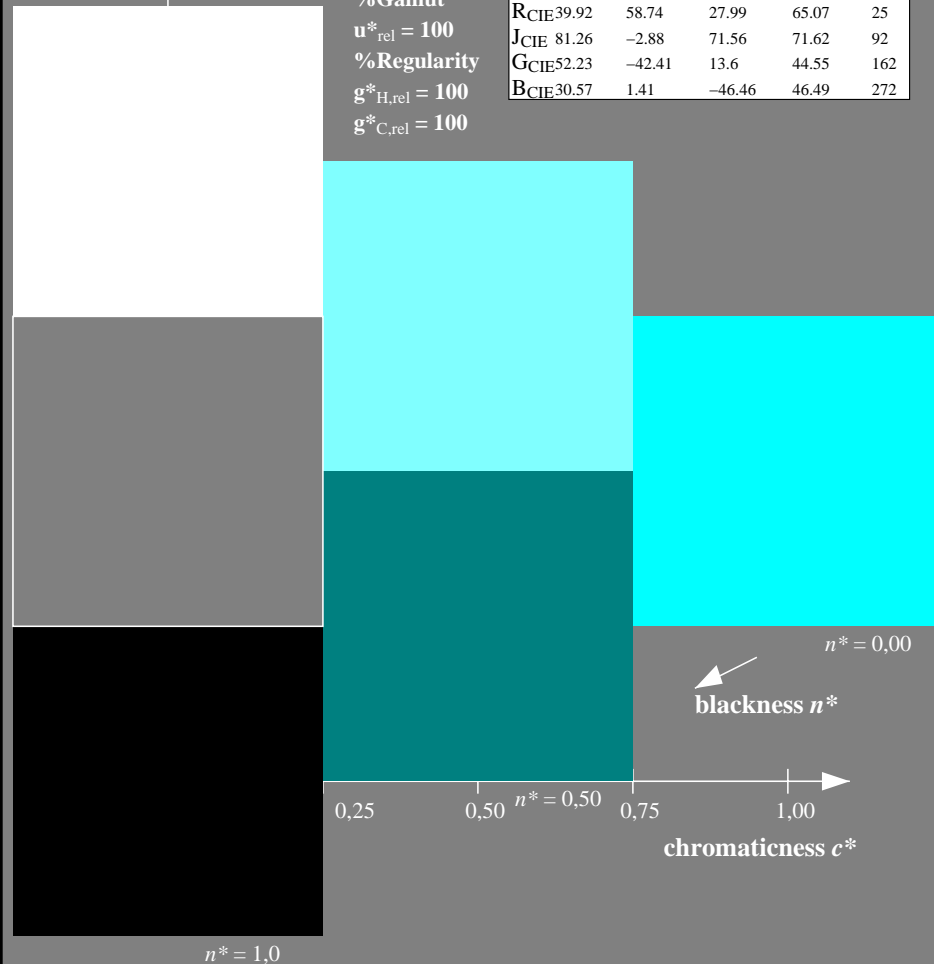
LAB*LAB	58.62	-30.61	-42.73
LAB*LABa	58.62	-30.33	-45.01
LAB*TCHa	50.0	54.29	236.02

relative CIELAB lab*

lab*lab	0.525	-0.558	-0.828
lab*tch	0.5	1.0	0.656
lab*nch	0.0	1.0	0.656

relative Natural Colour (NC)

lab*lrj	0.525	-0.496	-0.867
lab*tce	0.5	1.0	0.667
lab*nce	0.0	1.0	g66b



NE070-7, 3 step scales for constant CIELAB hue 210/360 = 0.583 (left)

3 step scales for constant CIELAB hue 236/360 = 0.656 (right)

BAM-test chart NE07; Colorimetric systems ORS18 & ORS18
 D65: 3 step colour scales and coordinate data for 10 hues

input: $olv^* setrgbcolor$
 output: Startup (S) data dependend

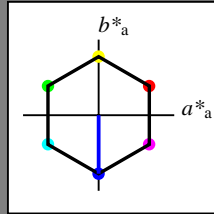
See for similar files: <http://www.ps.bam.de/NE07/>
 Technical information: <http://www.ps.bam.de>
 Version 2.1, io=1,1?

BAM registration: 20060101-NE07/10L/L07E03SP.PS/.PDF BAM material: code=rh4ta
 application for evaluation and measurement of printer or monitor systems
 /NE07/ Form: 4/10, Serie: 1/1, Page: 4 Page count: 4

Input: Colorimetric Standard Reflective System SRS18

for hue $h^* = lab^*h = 270/360 = 0.75$
 lab^*tch and lab^*nch

D65: hue V
 LCH*Ma: 57 77 270
 olv*Ma: 0.0 0.0 1.0
 triangle lightness t^*



SRS18; adapted (a) CIELAB data

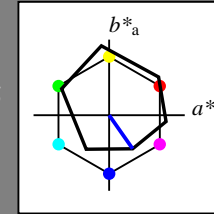
	$L^*=L^*_a$	a^*_a	b^*_a	$C^*_{ab,a}$	$h^*_{ab,a}$
OMa	56.71	67.03	38.7	77.4	30
YMa	56.71	0.0	77.4	77.4	90
LMa	56.71	-67.02	38.7	77.4	150
CMa	56.71	-67.02	-38.69	77.4	210
VMa	56.71	0.0	-77.39	77.4	270
MMa	56.71	67.03	-38.69	77.4	330
NMa	18.01	0.0	0.0	0.0	0
WMa	95.41	0.0	0.0	0.0	0
RCIE	39.92	58.74	27.99	65.07	25
JCIE	81.26	-2.88	71.56	71.62	92
GCIE	52.23	-42.41	13.6	44.55	162
BCIE	30.57	1.41	-46.46	46.49	272

%Gamut
 $u^*_{rel} = 100$
 %Regularity
 $g^*_{H,rel} = 100$
 $g^*_{C,rel} = 100$

Output: Colorimetric Offset Reflective System ORS18

for hue $h^* = lab^*h = 305/360 = 0.847$
 lab^*tch and lab^*nch

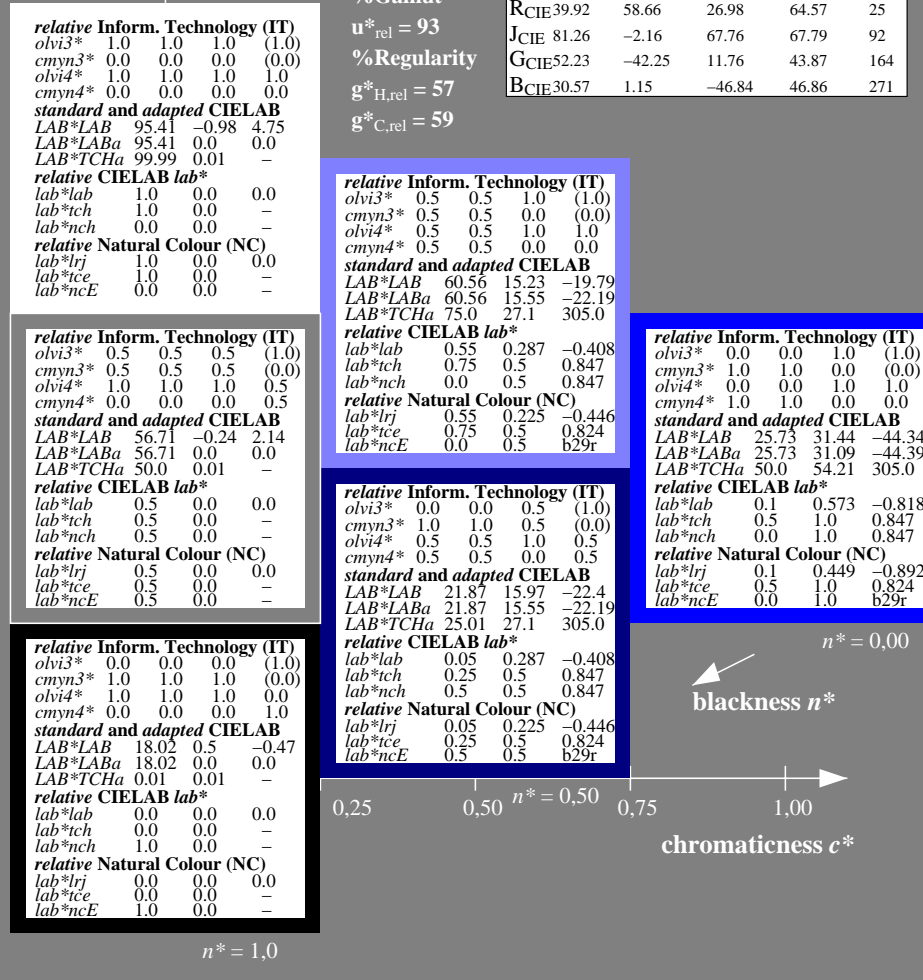

D65: hue V
 LCH*Ma: 26 54 305
 olv*Ma: 0.0 0.0 1.0
 triangle lightness t^*



ORS18; adapted (a) CIELAB data

	$L^*=L^*_a$	a^*_a	b^*_a	$C^*_{ab,a}$	$h^*_{ab,a}$
OMa	47.94	65.39	50.52	82.63	38
YMa	90.37	-10.26	91.75	92.32	96
LMa	50.9	-62.83	34.96	71.91	151
CMa	58.62	-30.34	-45.01	54.3	236
VMa	25.72	31.1	-44.4	54.22	305
MMa	48.13	75.28	-8.36	75.74	354
NMa	18.01	0.0	0.0	0.0	0
WMa	95.41	0.0	0.0	0.0	0
RCIE	39.92	58.66	26.98	64.57	25
JCIE	81.26	-2.16	67.76	67.79	92
GCIE	52.23	-42.25	11.76	43.87	164
BCIE	30.57	1.15	-46.84	46.86	271

%Gamut
 $u^*_{rel} = 93$
 %Regularity
 $g^*_{H,rel} = 57$
 $g^*_{C,rel} = 59$



relative Inform. Technology (IT)

olvi3*	1.0	1.0	1.0	(1.0)
cmyn3*	0.0	0.0	0.0	(0.0)
olvi4*	1.0	1.0	1.0	1.0
cmyn4*	0.0	0.0	0.0	0.0

standard and adapted CIELAB

LAB*LAB	95.41	-0.98	4.75
LAB*LABa	95.41	0.0	0.0
LAB*TCHa	99.99	0.01	-

relative CIELAB lab*

lab*lab	1.0	0.0	0.0
lab*tch	1.0	0.0	-
lab*nch	0.0	0.0	-

relative Natural Colour (NC)

lab*lrj	1.0	0.0	0.0
lab*tce	1.0	0.0	-
lab*nce	0.0	0.0	-

relative Inform. Technology (IT)

olvi3*	0.5	0.5	1.0	(1.0)
cmyn3*	0.5	0.5	0.0	(0.0)
olvi4*	0.5	0.5	1.0	1.0
cmyn4*	0.5	0.5	0.0	0.0

standard and adapted CIELAB

LAB*LAB	60.56	15.23	-19.79
LAB*LABa	60.56	15.55	-22.19
LAB*TCHa	75.0	27.1	305.0

relative CIELAB lab*

lab*lab	0.55	0.287	-0.408
lab*tch	0.75	0.5	0.847
lab*nch	0.0	0.5	0.847

relative Natural Colour (NC)

lab*lrj	0.55	0.225	-0.446
lab*tce	0.75	0.5	0.824
lab*nce	0.0	0.5	b29r

relative Inform. Technology (IT)

olvi3*	0.0	0.0	1.0	(1.0)
cmyn3*	1.0	1.0	0.0	(0.0)
olvi4*	0.0	0.0	1.0	1.0
cmyn4*	1.0	1.0	0.0	0.0

standard and adapted CIELAB

LAB*LAB	25.73	31.44	-44.34
LAB*LABa	25.73	31.09	-44.39
LAB*TCHa	50.0	54.21	305.0

relative CIELAB lab*

lab*lab	0.1	0.573	-0.818
lab*tch	0.5	1.0	0.847
lab*nch	0.0	1.0	0.847

relative Natural Colour (NC)

lab*lrj	0.1	0.449	-0.892
lab*tce	0.5	1.0	0.824
lab*nce	0.0	1.0	b29r

relative Inform. Technology (IT)

olvi3*	0.0	0.0	0.0	(1.0)
cmyn3*	1.0	1.0	1.0	(0.0)
olvi4*	1.0	1.0	1.0	0.0
cmyn4*	0.0	0.0	0.0	1.0

standard and adapted CIELAB

LAB*LAB	18.02	0.5	-0.47
LAB*LABa	18.02	0.0	0.0
LAB*TCHa	0.01	0.01	-

relative CIELAB lab*

lab*lab	0.0	0.0	0.0
lab*tch	0.0	0.0	-
lab*nch	1.0	0.0	-

relative Natural Colour (NC)

lab*lrj	0.0	0.0	0.0
lab*tce	0.0	0.0	-
lab*nce	1.0	0.0	-

relative Inform. Technology (IT)

olvi3*	0.0	0.0	0.5	(1.0)
cmyn3*	1.0	1.0	0.5	(0.0)
olvi4*	0.5	0.5	1.0	0.5
cmyn4*	0.5	0.5	0.0	0.5

standard and adapted CIELAB

LAB*LAB	21.87	15.97	-22.4
LAB*LABa	21.87	15.55	-22.19
LAB*TCHa	25.01	27.1	305.0

relative CIELAB lab*

lab*lab	0.05	0.287	-0.408
lab*tch	0.25	0.5	0.847
lab*nch	0.5	0.5	0.847

relative Natural Colour (NC)

lab*lrj	0.05	0.225	-0.446
lab*tce	0.25	0.5	0.824
lab*nce	0.5	0.5	b29r

relative Inform. Technology (IT)

olvi3*	0.0	0.0	0.5	(1.0)
cmyn3*	1.0	1.0	0.5	(0.0)
olvi4*	0.0	0.0	1.0	1.0
cmyn4*	1.0	1.0	0.0	0.0

standard and adapted CIELAB

LAB*LAB	25.73	31.44	-44.34
LAB*LABa	25.73	31.09	-44.39
LAB*TCHa	50.0	54.21	305.0

relative CIELAB lab*

lab*lab	0.1	0.573	-0.818
lab*tch	0.5	1.0	0.847
lab*nch	0.0	1.0	0.847

relative Natural Colour (NC)

lab*lrj	0.1	0.449	-0.892
lab*tce	0.5	1.0	0.824
lab*nce	0.0	1.0	b29r

NE070-7, 3 step scales for constant CIELAB hue 270/360 = 0.75 (left)

3 step scales for constant CIELAB hue 305/360 = 0.847 (right)

BAM-test chart NE07; Colorimetric systems ORS18 & ORS18

D65: 3 step colour scales and coordinate data for 10 hues

input: olv* setrgbcolor

output: Startup (S) data dependend

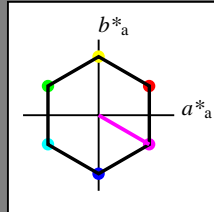
See for similar files: <http://www.ps.bam.de/NE07/>
 Technical information: <http://www.ps.bam.de> Version 2.1, io=1,1?

BAM registration: 20060101-NE07/10L/L07E04SP.PS/.PDF BAM material: code=rh4ta
 application for evaluation and measurement of printer or monitor systems
 /NE07/ Form 5/10, Serie: 1/1, Page: 5 Page count: 5

Input: Colorimetric Standard Reflective System SRS18

for hue $h^* = lab^*h = 330/360 = 0.917$
 lab^*tch and lab^*nch

D65: hue M
 LCH*Ma: 57 77 330
 olv*Ma: 1.0 0.0 1.0
 triangle lightness t^*



SRS18; adapted (a) CIELAB data

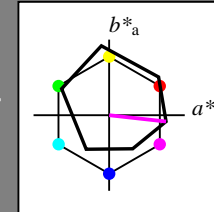
	$L^*=L^*_a$	a^*_a	b^*_a	$C^*_{ab,a}$	$h^*_{ab,a}$
OMa	56.71	67.03	38.7	77.4	30
YMa	56.71	0.0	77.4	77.4	90
LMa	56.71	-67.02	38.7	77.4	150
CMa	56.71	-67.02	-38.69	77.4	210
VMa	56.71	0.0	-77.39	77.4	270
MMa	56.71	67.03	-38.69	77.4	330
NMa	18.01	0.0	0.0	0.0	0
WMa	95.41	0.0	0.0	0.0	0
RCIE	39.92	58.74	27.99	65.07	25
JCIE	81.26	-2.88	71.56	71.62	92
GCIE	52.23	-42.41	13.6	44.55	162
BCIE	30.57	1.41	-46.46	46.49	272

%Gamut
 $u^*_{rel} = 100$
 %Regularity
 $g^*_{H,rel} = 100$
 $g^*_{C,rel} = 100$

Output: Colorimetric Offset Reflective System ORS18

for hue $h^* = lab^*h = 354/360 = 0.982$
 lab^*tch and lab^*nch

D65: hue M
 LCH*Ma: 48 76 354
 olv*Ma: 1.0 0.0 1.0
 triangle lightness t^*



ORS18; adapted (a) CIELAB data

	$L^*=L^*_a$	a^*_a	b^*_a	$C^*_{ab,a}$	$h^*_{ab,a}$
OMa	47.94	65.39	50.52	82.63	38
YMa	90.37	-10.26	91.75	92.32	96
LMa	50.9	-62.83	34.96	71.91	151
CMa	58.62	-30.34	-45.01	54.3	236
VMa	25.72	31.1	-44.4	54.22	305
MMa	48.13	75.28	-8.36	75.74	354
NMa	18.01	0.0	0.0	0.0	0
WMa	95.41	0.0	0.0	0.0	0
RCIE	39.92	58.66	26.98	64.57	25
JCIE	81.26	-2.16	67.76	67.79	92
GCIE	52.23	-42.25	11.76	43.87	164
BCIE	30.57	1.15	-46.84	46.86	271

%Gamut
 $u^*_{rel} = 93$
 %Regularity
 $g^*_{H,rel} = 57$
 $g^*_{C,rel} = 59$

relative Inform. Technology (IT)

olvi3*	1.0	1.0	1.0	(1.0)
cmyn3*	0.0	0.0	0.0	(0.0)
olvi4*	1.0	1.0	1.0	1.0
cmyn4*	0.0	0.0	0.0	0.0

standard and adapted CIELAB

LAB*LAB	95.41	-0.98	4.75
LAB*LABa	95.41	0.0	0.0
LAB*TCHa	99.99	0.01	-

relative CIELAB lab*

lab*lab	1.0	0.0	0.0
lab*tch	1.0	0.0	-
lab*nch	0.0	0.0	-

relative Natural Colour (NC)

lab*lrj	1.0	0.0	0.0
lab*tce	1.0	0.0	-
lab*nce	0.0	0.0	-

relative Inform. Technology (IT)

olvi3*	1.0	0.5	1.0	(1.0)
cmyn3*	0.0	0.5	0.0	(0.0)
olvi4*	1.0	0.5	1.0	1.0
cmyn4*	0.0	0.5	0.0	0.0

standard and adapted CIELAB

LAB*LAB	71.77	37.1	-1.01
LAB*LABa	71.77	37.63	-4.17
LAB*TCHa	75.0	37.86	353.66

relative CIELAB lab*

lab*lab	0.695	0.497	-0.054
lab*tch	0.75	0.5	0.982
lab*nch	0.0	0.5	0.982

relative Natural Colour (NC)

lab*lrj	0.695	0.454	-0.208
lab*tce	0.75	0.5	0.932
lab*nce	0.0	0.5	0.72r

relative Inform. Technology (IT)

olvi3*	0.5	0.5	0.5	(1.0)
cmyn3*	0.5	0.5	0.5	(0.0)
olvi4*	1.0	1.0	1.0	0.5
cmyn4*	0.0	0.0	0.0	0.5

standard and adapted CIELAB

LAB*LAB	56.71	-0.24	2.14
LAB*LABa	56.71	0.0	0.0
LAB*TCHa	50.0	0.01	-

relative CIELAB lab*

lab*lab	0.5	0.0	0.0
lab*tch	0.5	0.0	-
lab*nch	0.5	0.0	-

relative Natural Colour (NC)

lab*lrj	0.5	0.0	0.0
lab*tce	0.5	0.0	-
lab*nce	0.5	0.0	-

relative Inform. Technology (IT)

olvi3*	0.5	0.0	0.5	(1.0)
cmyn3*	0.5	1.0	0.5	(0.0)
olvi4*	1.0	0.5	1.0	0.5
cmyn4*	0.0	0.5	0.0	0.5

standard and adapted CIELAB

LAB*LAB	33.07	37.84	-3.62
LAB*LABa	33.07	37.63	-4.17
LAB*TCHa	25.01	37.86	353.66

relative CIELAB lab*

lab*lab	0.195	0.497	-0.054
lab*tch	0.25	0.5	0.982
lab*nch	0.5	0.5	0.982

relative Natural Colour (NC)

lab*lrj	0.195	0.454	-0.208
lab*tce	0.25	0.5	0.932
lab*nce	0.5	0.5	0.72r

relative Inform. Technology (IT)

olvi3*	1.0	0.0	1.0	(1.0)
cmyn3*	0.0	1.0	0.0	(0.0)
olvi4*	1.0	0.0	1.0	1.0
cmyn4*	0.0	1.0	0.0	0.0

standard and adapted CIELAB

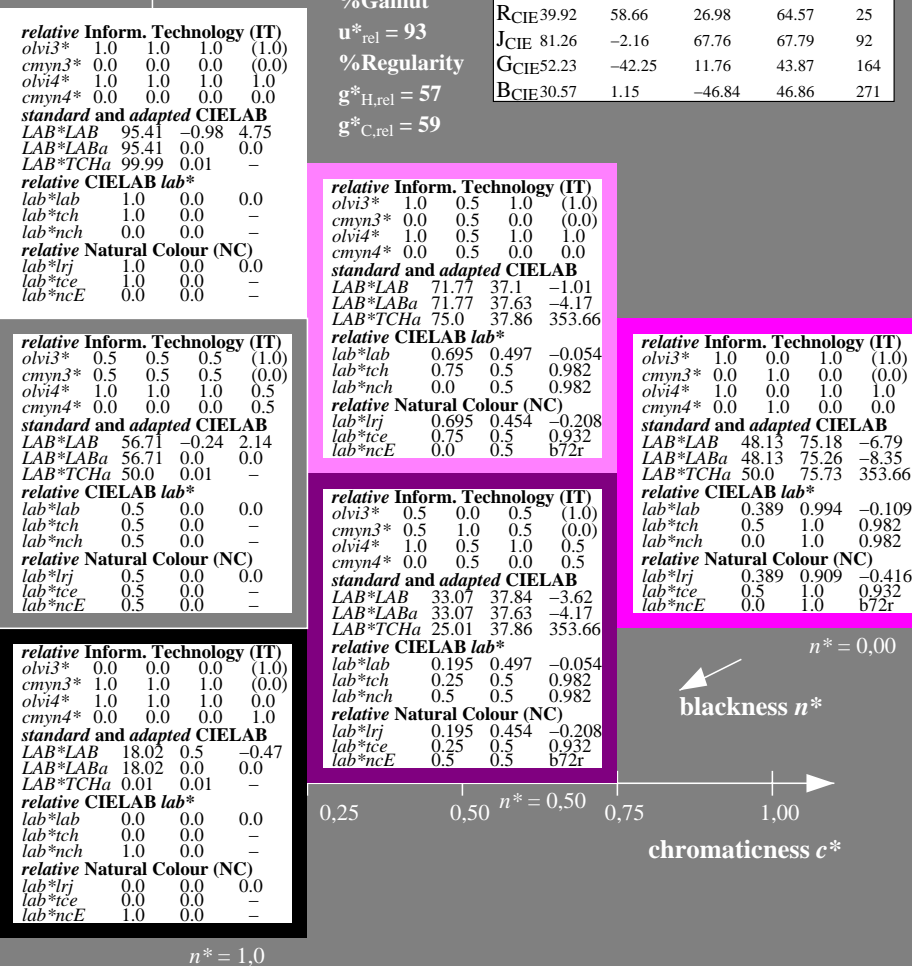

LAB*LAB	48.13	75.18	-6.79
LAB*LABa	48.13	75.26	-8.35
LAB*TCHa	50.0	75.73	353.66

relative CIELAB lab*

lab*lab	0.389	0.994	-0.109
lab*tch	0.5	1.0	0.982
lab*nch	0.0	1.0	0.982

relative Natural Colour (NC)

lab*lrj	0.389	0.909	-0.416
lab*tce	0.5	1.0	0.932
lab*nce	0.0	1.0	0.72r



NE070-7, 3 step scales for constant CIELAB hue 330/360 = 0.917 (left)

3 step scales for constant CIELAB hue 354/360 = 0.982 (right)

BAM-test chart NE07; Colorimetric systems ORS18 & ORS18
 D65: 3 step colour scales and coordinate data for 10 hues

input: $olv^* setrgbcolor$
 output: Startup (S) data dependend

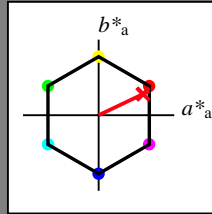
See for similar files: <http://www.ps.bam.de/NE07/>
 Technical information: <http://www.ps.bam.de> Version 2.1, io=1,1?

BAM registration: 20060101-NE07/10L/L07E05SP.PS/.PDF BAM material: code=rh4ta
 application for evaluation and measurement of printer or monitor systems
 /NE07/ Form: 6/10, Serie: 1/1, Page: 6 Page count: 6

Input: Colorimetric Standard Reflective System SRS18

for hue $h^* = lab^*h = 25/360 = 0.071$
 lab^*tch and lab^*nch

D65: hue R
 LCH*Ma: 57 74 25
 olv*Ma: 1.0 0.0 0.09
 triangle lightness t^*



SRS18; adapted (a) CIELAB data

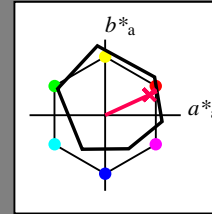
	$L^*=L^*_a$	a^*_a	b^*_a	$C^*_{ab,a}$	$h^*_{ab,a}$
OMa	56.71	67.03	38.7	77.4	30
YMa	56.71	0.0	77.4	77.4	90
LMa	56.71	-67.02	38.7	77.4	150
CMa	56.71	-67.02	-38.69	77.4	210
VMa	56.71	0.0	-77.39	77.4	270
MMa	56.71	67.03	-38.69	77.4	330
NMa	18.01	0.0	0.0	0.0	0
WMa	95.41	0.0	0.0	0.0	0
RCIE	39.92	58.74	27.99	65.07	25
JCIE	81.26	-2.88	71.56	71.62	92
GCIE	52.23	-42.41	13.6	44.55	162
BCIE	30.57	1.41	-46.46	46.49	272

%Gamut
 $u^*_{rel} = 100$
 %Regularity
 $g^*_{H,rel} = 100$
 $g^*_{C,rel} = 100$

Output: Colorimetric Offset Reflective System ORS18

for hue $h^* = lab^*h = 25/360 = 0.069$
 lab^*tch and lab^*nch

D65: hue R
 LCH*Ma: 48 75 25
 olv*Ma: 1.0 0.0 0.32
 triangle lightness t^*



ORS18; adapted (a) CIELAB data

	$L^*=L^*_a$	a^*_a	b^*_a	$C^*_{ab,a}$	$h^*_{ab,a}$
OMa	47.94	65.39	50.52	82.63	38
YMa	90.37	-10.26	91.75	92.32	96
LMa	50.9	-62.83	34.96	71.91	151
CMa	58.62	-30.34	-45.01	54.3	236
VMa	25.72	31.1	-44.4	54.22	305
MMa	48.13	75.28	-8.36	75.74	354
NMa	18.01	0.0	0.0	0.0	0
WMa	95.41	0.0	0.0	0.0	0
RCIE	39.92	58.66	26.98	64.57	25
JCIE	81.26	-2.16	67.76	67.79	92
GCIE	52.23	-42.25	11.76	43.87	164
BCIE	30.57	1.15	-46.84	46.86	271

%Gamut
 $u^*_{rel} = 93$
 %Regularity
 $g^*_{H,rel} = 57$
 $g^*_{C,rel} = 59$

relative Inform. Technology (IT)

olvi3*	1.0	1.0	1.0	(1.0)
cmyn3*	0.0	0.0	0.0	(0.0)
olvi4*	1.0	1.0	1.0	1.0
cmyn4*	0.0	0.0	0.0	0.0

standard and adapted CIELAB

LAB*LAB	95.41	-0.98	4.75
LAB*LABa	95.41	0.0	0.0
LAB*TCHa	99.99	0.01	-

relative CIELAB lab*

lab*lab	1.0	0.0	0.0
lab*tch	1.0	0.0	-
lab*nch	0.0	0.0	-

relative Natural Colour (NC)

lab*lrj	1.0	0.0	0.0
lab*tce	1.0	0.0	-
lab*nce	0.0	0.0	-

relative Inform. Technology (IT)

olvi3*	1.0	0.5	0.661	(1.0)
cmyn3*	0.0	0.5	0.339	(0.0)
olvi4*	1.0	0.5	0.661	1.0
cmyn4*	0.0	0.5	0.339	0.0

standard and adapted CIELAB

LAB*LAB	71.7	33.75	18.92
LAB*LABa	71.7	34.28	15.76
LAB*TCHa	75.0	37.73	24.7

relative CIELAB lab*

lab*lab	0.694	0.454	0.209
lab*tch	0.75	0.5	0.069
lab*nch	0.0	0.5	0.069

relative Natural Colour (NC)

lab*lrj	0.694	0.5	0.0
lab*tce	0.75	0.5	1.0
lab*nce	0.0	0.5	0.99r

relative Inform. Technology (IT)

olvi3*	0.5	0.5	0.5	(1.0)
cmyn3*	0.5	0.5	0.5	(0.0)
olvi4*	1.0	1.0	1.0	0.5
cmyn4*	0.0	0.0	0.0	0.5

standard and adapted CIELAB

LAB*LAB	56.71	-0.24	2.14
LAB*LABa	56.71	0.0	0.0
LAB*TCHa	50.0	0.01	-

relative CIELAB lab*

lab*lab	0.5	0.0	0.0
lab*tch	0.5	0.0	-
lab*nch	0.5	0.0	-

relative Natural Colour (NC)

lab*lrj	0.5	0.0	0.0
lab*tce	0.5	0.0	-
lab*nce	0.5	0.0	-

relative Inform. Technology (IT)

olvi3*	0.5	0.0	0.161	(1.0)
cmyn3*	0.5	1.0	0.839	(0.0)
olvi4*	1.0	0.5	0.661	0.5
cmyn4*	0.0	0.5	0.339	0.5

standard and adapted CIELAB

LAB*LAB	33.01	34.49	16.31
LAB*LABa	33.01	34.28	15.77
LAB*TCHa	25.01	37.73	24.7

relative CIELAB lab*

lab*lab	0.194	0.454	0.209
lab*tch	0.25	0.5	0.069
lab*nch	0.5	0.5	0.069

relative Natural Colour (NC)

lab*lrj	0.194	0.5	0.0
lab*tce	0.25	0.5	0.0
lab*nce	0.5	0.5	r00j

relative Inform. Technology (IT)

olvi3*	1.0	0.0	0.322	(1.0)
cmyn3*	0.0	1.0	0.678	(0.0)
olvi4*	1.0	0.0	0.322	1.0
cmyn4*	0.0	1.0	0.678	0.0

standard and adapted CIELAB

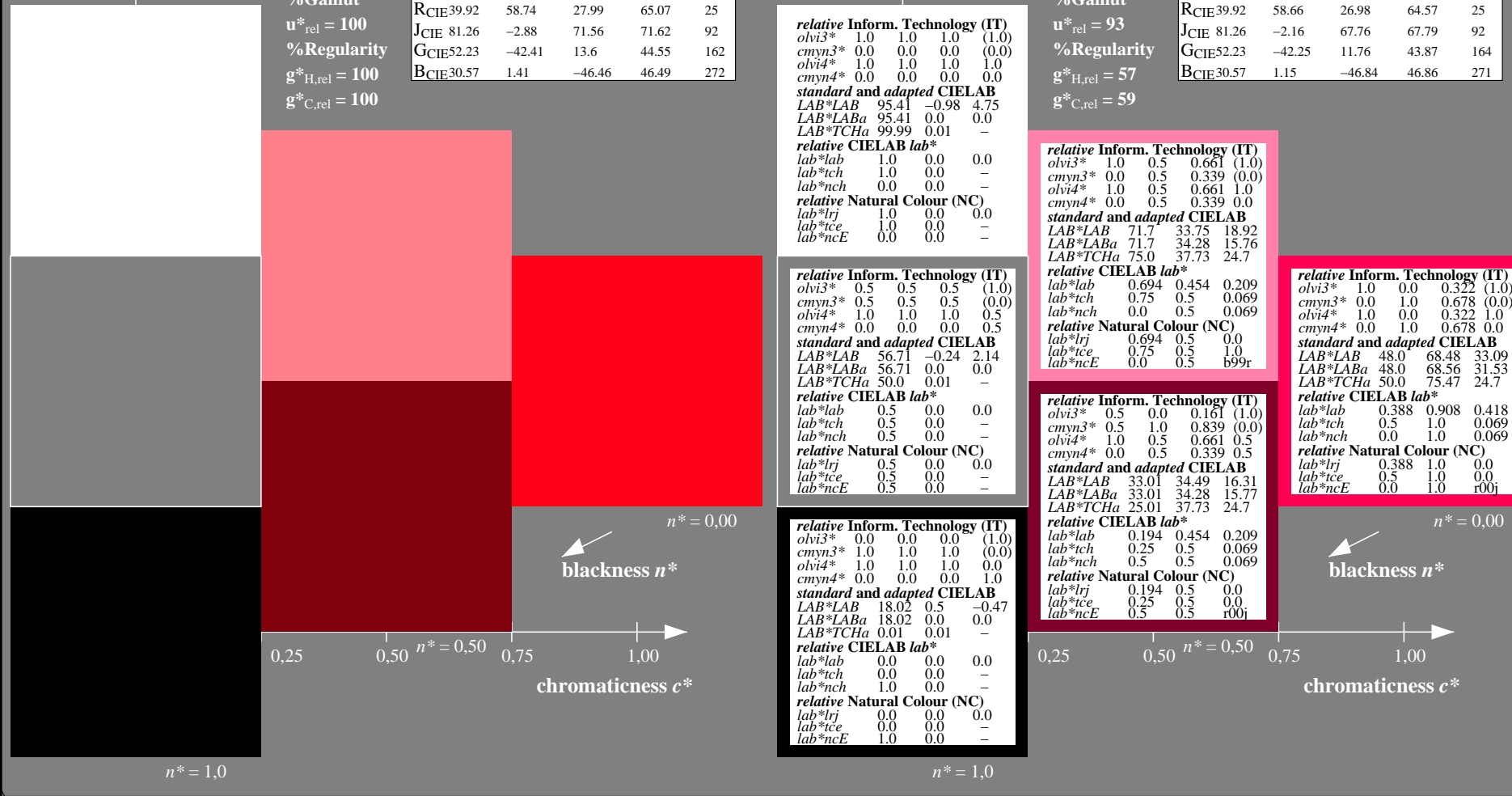
LAB*LAB	48.0	68.48	33.09
LAB*LABa	48.0	68.56	31.53
LAB*TCHa	50.0	75.47	24.7

relative CIELAB lab*

lab*lab	0.388	0.908	0.418
lab*tch	0.5	1.0	0.069
lab*nch	0.0	1.0	0.069

relative Natural Colour (NC)

lab*lrj	0.388	1.0	0.0
lab*tce	0.5	1.0	0.0
lab*nce	0.0	1.0	r00j



NE070-7, 3 step scales for constant CIELAB hue 25/360 = 0.071 (left)

3 step scales for constant CIELAB hue 25/360 = 0.069 (right)

BAM-test chart NE07; Colorimetric systems ORS18 & ORS18
 D65: 3 step colour scales and coordinate data for 10 hues

input: $olv^* setrgbcolor$
 output: Startup (S) data dependend

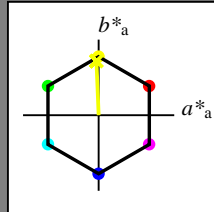
See for similar files: <http://www.ps.bam.de/NE07/>
 Technical information: <http://www.ps.bam.de>
 Version 2.1, io=1,1?

BAM registration: 20060101-NE07/10L/L07E06SP.PS/.PDF BAM material: code=rh4ta
 application for evaluation and measurement of printer or monitor systems
 /NE07/ Form: 7/10, Serie: 1/1, Page: 7 Page count: 7

Input: Colorimetric Standard Reflective System SRS18

for hue $h^* = lab^*h = 92/360 = 0.256$
 lab^*tch and lab^*nch

D65: hue J
LCH*Ma: 57 76 92
olv*Ma: 0.95 1.0 0.0
triangle lightness t^*



SRS18; adapted (a) CIELAB data

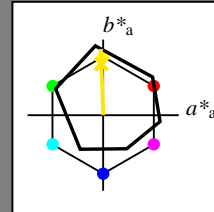
	$L^*=L^*_a$	a^*_a	b^*_a	$C^*_{ab,a}$	$h^*_{ab,a}$
OMa	56.71	67.03	38.7	77.4	30
YMa	56.71	0.0	77.4	77.4	90
LMa	56.71	-67.02	38.7	77.4	150
CMa	56.71	-67.02	-38.69	77.4	210
VMa	56.71	0.0	-77.39	77.4	270
MMa	56.71	67.03	-38.69	77.4	330
NMa	18.01	0.0	0.0	0.0	0
WMa	95.41	0.0	0.0	0.0	0
RCIE	39.92	58.74	27.99	65.07	25
JCIE	81.26	-2.88	71.56	71.62	92
GCIE	52.23	-42.41	13.6	44.55	162
BCIE	30.57	1.41	-46.46	46.49	272

%Gamut
 $u^*_{rel} = 100$
%Regularity
 $g^*_{H,rel} = 100$
 $g^*_{C,rel} = 100$

Output: Colorimetric Offset Reflective System ORS18

for hue $h^* = lab^*h = 92/360 = 0.255$
 lab^*tch and lab^*nch

D65: hue J
LCH*Ma: 86 88 92
olv*Ma: 1.0 0.9 0.0
triangle lightness t^*



ORS18; adapted (a) CIELAB data

	$L^*=L^*_a$	a^*_a	b^*_a	$C^*_{ab,a}$	$h^*_{ab,a}$
OMa	47.94	65.39	50.52	82.63	38
YMa	90.37	-10.26	91.75	92.32	96
LMa	50.9	-62.83	34.96	71.91	151
CMa	58.62	-30.34	-45.01	54.3	236
VMa	25.72	31.1	-44.4	54.22	305
MMa	48.13	75.28	-8.36	75.74	354
NMa	18.01	0.0	0.0	0.0	0
WMa	95.41	0.0	0.0	0.0	0
RCIE	39.92	58.66	26.98	64.57	25
JCIE	81.26	-2.16	67.76	67.79	92
GCIE	52.23	-42.25	11.76	43.87	164
BCIE	30.57	1.15	-46.84	46.86	271

%Gamut
 $u^*_{rel} = 93$
%Regularity
 $g^*_{H,rel} = 57$
 $g^*_{C,rel} = 59$

relative Inform. Technology (IT)

olvi3*	1.0	1.0	1.0	(1.0)
cmyn3*	0.0	0.0	0.0	(0.0)
olvi4*	1.0	1.0	1.0	1.0
cmyn4*	0.0	0.0	0.0	0.0

standard and adapted CIELAB

LAB*LAB	95.41	-0.98	4.75
LAB*LABa	95.41	0.0	0.0
LAB*TCHa	99.99	0.01	-

relative CIELAB lab*

lab*lab	1.0	0.0	0.0
lab*tch	1.0	0.0	-
lab*nch	0.0	0.0	-

relative Natural Colour (NC)

lab*lrj	1.0	0.0	0.0
lab*tce	1.0	0.0	-
lab*nce	0.0	0.0	-

relative Inform. Technology (IT)

olvi3*	1.0	0.951	0.5	(1.0)
cmyn3*	0.0	0.049	0.5	(0.0)
olvi4*	1.0	0.951	0.5	1.0
cmyn4*	0.0	0.049	0.5	0.0

standard and adapted CIELAB

LAB*LAB	90.8	-2.3	48.29
LAB*LABa	90.8	-1.4	43.84
LAB*TCHa	75.0	43.86	91.85

relative CIELAB lab*

lab*lab	0.94	-0.015	0.5
lab*tch	0.75	0.5	0.255
lab*nch	0.0	0.5	0.255

relative Natural Colour (NC)

lab*lrj	0.94	0.0	0.5
lab*tce	0.75	0.5	0.25
lab*nce	0.0	0.5	j00g

relative Inform. Technology (IT)

olvi3*	1.0	0.901	1.0	(1.0)
cmyn3*	0.0	0.099	1.0	(0.0)
olvi4*	1.0	0.902	1.0	1.0
cmyn4*	0.0	0.098	1.0	0.0

standard and adapted CIELAB

LAB*LAB	86.19	-3.62	91.81
LAB*LABa	86.19	-2.81	87.67
LAB*TCHa	50.0	87.72	91.84

relative CIELAB lab*

lab*lab	0.881	-0.031	0.999
lab*tch	0.5	1.0	0.255
lab*nch	0.0	1.0	0.255

relative Natural Colour (NC)

lab*lrj	0.881	0.0	1.0
lab*tce	0.5	1.0	0.25
lab*nce	0.0	1.0	j00g

relative Inform. Technology (IT)

olvi3*	0.5	0.5	0.5	(1.0)
cmyn3*	0.5	0.5	0.5	(0.0)
olvi4*	1.0	1.0	1.0	0.5
cmyn4*	0.0	0.0	0.0	0.5

standard and adapted CIELAB

LAB*LAB	56.71	-0.24	2.14
LAB*LABa	56.71	0.0	0.0
LAB*TCHa	50.0	0.01	-

relative CIELAB lab*

lab*lab	0.5	0.0	0.0
lab*tch	0.5	0.0	-
lab*nch	0.5	0.0	-

relative Natural Colour (NC)

lab*lrj	0.5	0.0	0.0
lab*tce	0.5	0.0	-
lab*nce	0.5	0.0	-

relative Inform. Technology (IT)

olvi3*	0.5	0.451	0.0	(1.0)
cmyn3*	0.5	0.549	1.0	(0.0)
olvi4*	1.0	0.951	0.5	0.5
cmyn4*	0.0	0.049	0.5	0.5

standard and adapted CIELAB

LAB*LAB	52.1	-1.55	45.67
LAB*LABa	52.1	-1.39	43.83
LAB*TCHa	25.01	43.86	91.84

relative CIELAB lab*

lab*lab	0.44	-0.015	0.5
lab*tch	0.25	0.5	0.255
lab*nch	0.5	0.5	0.255

relative Natural Colour (NC)

lab*lrj	0.44	0.0	0.5
lab*tce	0.25	0.5	0.25
lab*nce	0.5	0.5	j99j

relative Inform. Technology (IT)

olvi3*	0.0	0.0	0.0	(1.0)
cmyn3*	1.0	1.0	1.0	(0.0)
olvi4*	1.0	1.0	1.0	0.0
cmyn4*	0.0	0.0	0.0	1.0

standard and adapted CIELAB

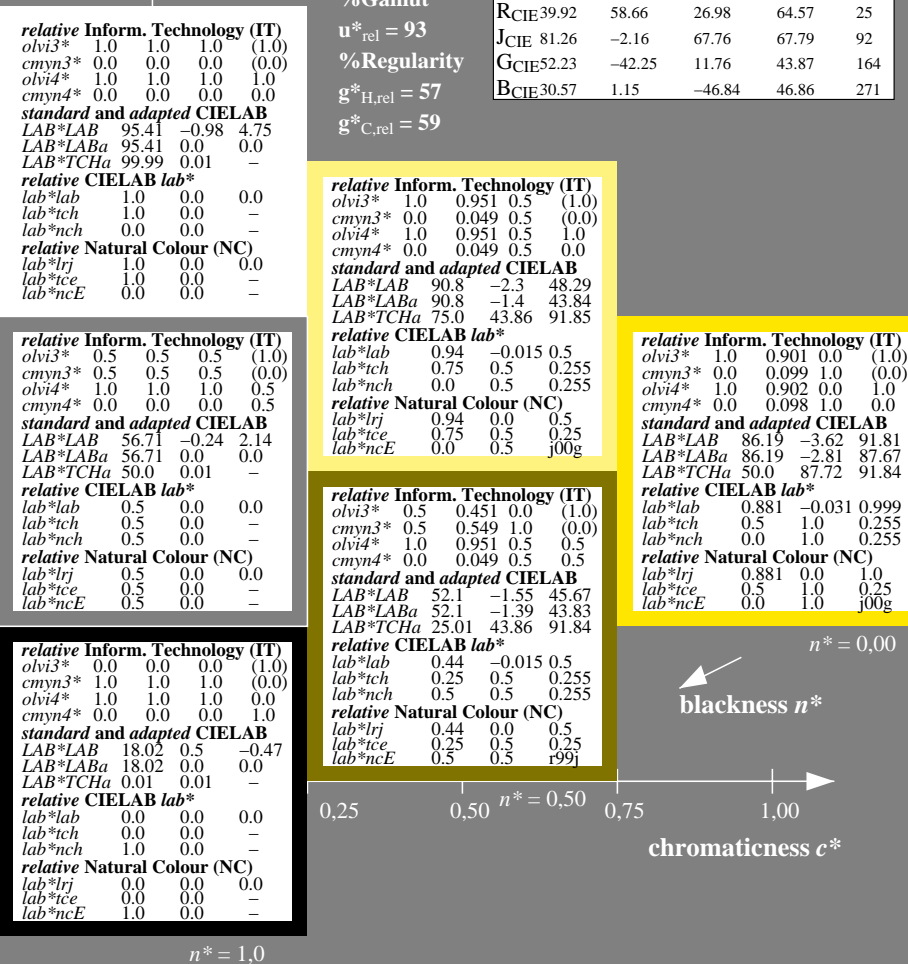
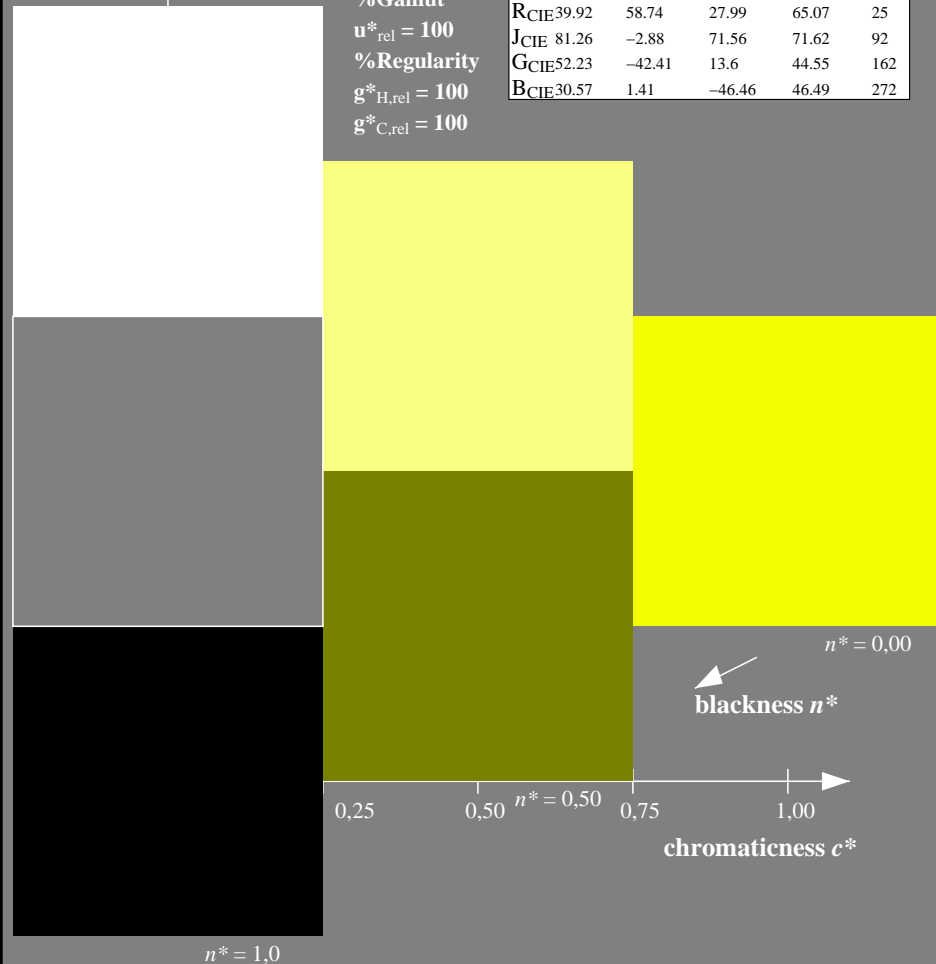
LAB*LAB	18.02	0.5	-0.47
LAB*LABa	18.02	0.0	0.0
LAB*TCHa	0.01	0.01	-

relative CIELAB lab*

lab*lab	0.0	0.0	0.0
lab*tch	0.0	0.0	-
lab*nch	1.0	0.0	-

relative Natural Colour (NC)

lab*lrj	0.0	0.0	0.0
lab*tce	0.0	0.0	-
lab*nce	1.0	0.0	-



NE070-7, 3 step scales for constant CIELAB hue 92/360 = 0.256 (left)

3 step scales for constant CIELAB hue 92/360 = 0.255 (right)

BAM-test chart NE07; Colorimetric systems ORS18 & ORS18
D65: 3 step colour scales and coordinate data for 10 hues

input: $olv^* setrgbcolor$
output: Startup (S) data dependend

See for similar files: <http://www.ps.bam.de/NE07/>
Technical information: <http://www.ps.bam.de>
Version 2.1, io=1,1?

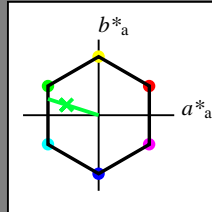
BAM registration: 20060101-NE07/10L/L07E07SP.PS/.PDF
application for evaluation and measurement of printer or monitor systems
BAM material: code=rh4ta
/NE07/ Form: 8/10, Serie: 1/1, Page: 8
Page count: 8

Input: Colorimetric Standard Reflective System SRS18

for hue $h^* = lab^*h = 162/360 = 0.451$
 lab^*tch and lab^*nch

D65: hue G
LCH*Ma: 57 70 162
olv*Ma: 0.0 1.0 0.22

triangle lightness t^*



SRS18; adapted (a) CIELAB data

	$L^*=L^*_a$	a^*_a	b^*_a	$C^*_{ab,a}$	$h^*_{ab,a}$
OMa	56.71	67.03	38.7	77.4	30
YMa	56.71	0.0	77.4	77.4	90
LMa	56.71	-67.02	38.7	77.4	150
CMa	56.71	-67.02	-38.69	77.4	210
VMa	56.71	0.0	-77.39	77.4	270
MMa	56.71	67.03	-38.69	77.4	330
NMa	18.01	0.0	0.0	0.0	0
WMa	95.41	0.0	0.0	0.0	0
RCIE	39.92	58.74	27.99	65.07	25
JCIE	81.26	-2.88	71.56	71.62	92
GCIE	52.23	-42.41	13.6	44.55	162
BCIE	30.57	1.41	-46.46	46.49	272

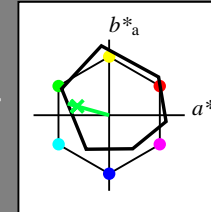
%Gamut
 $u^*_{rel} = 100$
%Regularity
 $g^*_{H,rel} = 100$
 $g^*_{C,rel} = 100$

Output: Colorimetric Offset Reflective System ORS18

for hue $h^* = lab^*h = 164/360 = 0.457$
 lab^*tch and lab^*nch

D65: hue G
LCH*Ma: 53 57 164
olv*Ma: 0.0 1.0 0.25

triangle lightness t^*



ORS18; adapted (a) CIELAB data

	$L^*=L^*_a$	a^*_a	b^*_a	$C^*_{ab,a}$	$h^*_{ab,a}$
OMa	47.94	65.39	50.52	82.63	38
YMa	90.37	-10.26	91.75	92.32	96
LMa	50.9	-62.83	34.96	71.91	151
CMa	58.62	-30.34	-45.01	54.3	236
VMa	25.72	31.1	-44.4	54.22	305
MMa	48.13	75.28	-8.36	75.74	354
NMa	18.01	0.0	0.0	0.0	0
WMa	95.41	0.0	0.0	0.0	0
RCIE	39.92	58.66	26.98	64.57	25
JCIE	81.26	-2.16	67.76	67.79	92
GCIE	52.23	-42.25	11.76	43.87	164
BCIE	30.57	1.15	-46.84	46.86	271

%Gamut
 $u^*_{rel} = 93$
%Regularity
 $g^*_{H,rel} = 57$
 $g^*_{C,rel} = 59$

relative Inform. Technology (IT)

olvi3*	1.0	1.0	1.0	(1.0)
cmyn3*	0.0	0.0	0.0	(0.0)
olvi4*	1.0	1.0	1.0	1.0
cmyn4*	0.0	0.0	0.0	0.0

standard and adapted CIELAB

LAB*LAB	95.41	-0.98	4.75
LAB*LABa	95.41	0.0	0.0
LAB*TCHa	99.99	0.01	-

relative CIELAB lab*

lab*lab	1.0	0.0	0.0
lab*tch	1.0	0.0	-
lab*nch	0.0	0.0	-

relative Natural Colour (NC)

lab*lrj	1.0	0.0	0.0
lab*tce	1.0	0.0	-
lab*nce	0.0	0.0	-

relative Inform. Technology (IT)

olvi3*	0.5	1.0	0.623	(1.0)
cmyn3*	0.5	0.0	0.377	(0.0)
olvi4*	0.5	1.0	0.623	1.0
cmyn4*	0.5	0.0	0.377	0.0

standard and adapted CIELAB

LAB*LAB	74.1	-27.98	10.94
LAB*LABa	74.1	-27.4	7.62
LAB*TCHa	75.0	28.45	164.46

relative CIELAB lab*

lab*lab	0.725	-0.481	0.134
lab*tch	0.75	0.5	0.457
lab*nch	0.0	0.5	0.457

relative Natural Colour (NC)

lab*lrj	0.725	-0.499	0.0
lab*tce	0.75	0.5	0.5
lab*nce	0.0	0.5	g00b

relative Inform. Technology (IT)

olvi3*	0.5	0.5	0.5	(1.0)
cmyn3*	0.5	0.5	0.5	(0.0)
olvi4*	1.0	1.0	1.0	0.5
cmyn4*	0.0	0.0	0.0	0.5

standard and adapted CIELAB

LAB*LAB	56.71	-0.24	2.14
LAB*LABa	56.71	0.0	0.0
LAB*TCHa	50.0	0.01	-

relative CIELAB lab*

lab*lab	0.5	0.0	0.0
lab*tch	0.5	0.0	-
lab*nch	0.5	0.0	-

relative Natural Colour (NC)

lab*lrj	0.5	0.0	0.0
lab*tce	0.5	0.0	-
lab*nce	0.5	0.0	-

relative Inform. Technology (IT)

olvi3*	0.0	0.5	0.123	(1.0)
cmyn3*	1.0	0.5	0.877	(0.0)
olvi4*	0.5	1.0	0.623	0.5
cmyn4*	0.5	0.0	0.377	0.5

standard and adapted CIELAB

LAB*LAB	35.41	-27.24	8.34
LAB*LABa	35.41	-27.4	7.63
LAB*TCHa	25.01	28.46	164.44

relative CIELAB lab*

lab*lab	0.225	-0.481	0.134
lab*tch	0.25	0.5	0.457
lab*nch	0.5	0.5	0.457

relative Natural Colour (NC)

lab*lrj	0.225	-0.499	0.0
lab*tce	0.25	0.5	0.5
lab*nce	0.5	0.5	g99g

relative Inform. Technology (IT)

olvi3*	0.0	1.0	0.246	(1.0)
cmyn3*	1.0	0.0	0.754	(0.0)
olvi4*	0.0	1.0	0.246	1.0
cmyn4*	1.0	0.0	0.754	0.0

standard and adapted CIELAB

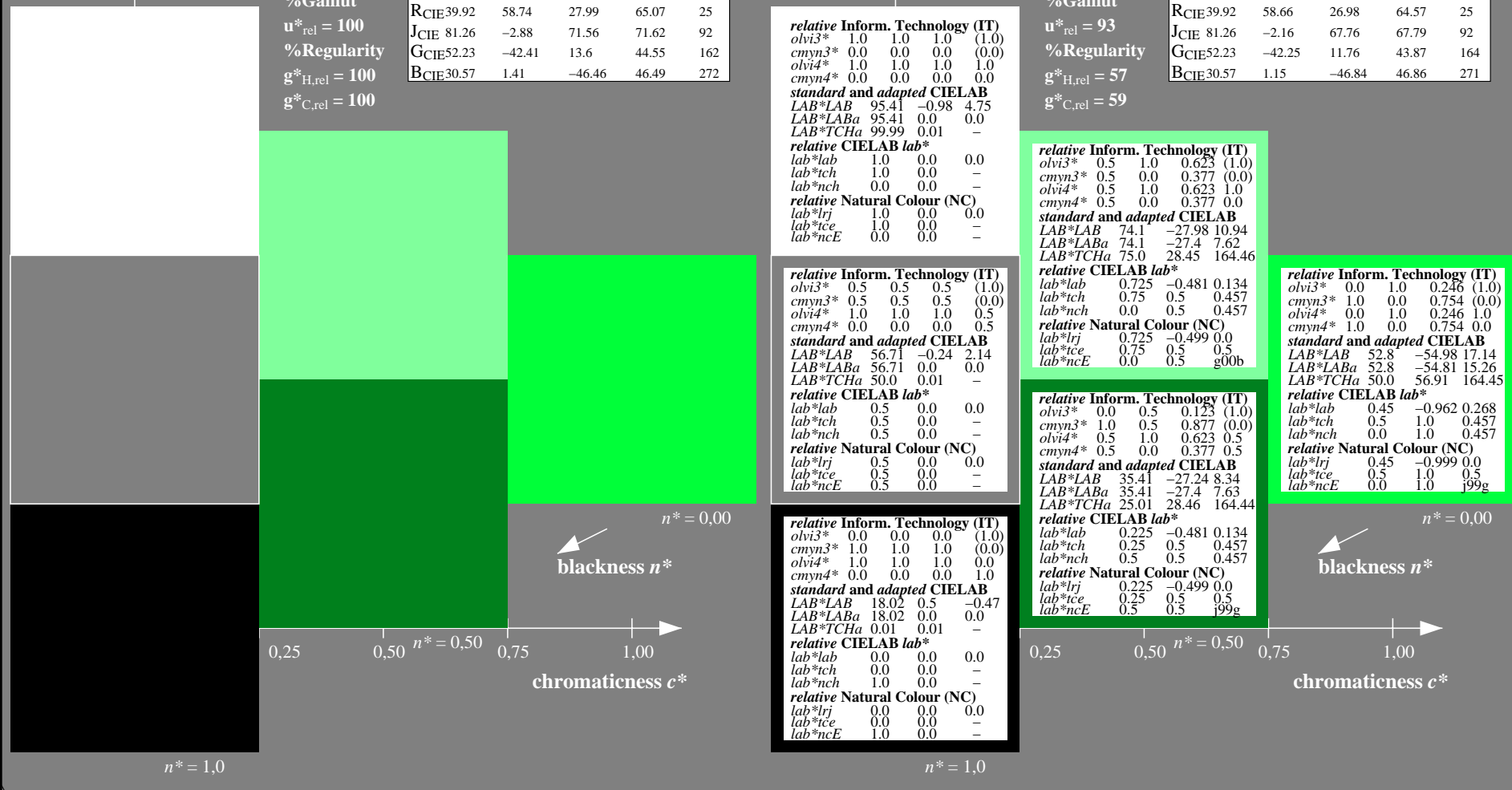
LAB*LAB	52.8	-54.98	17.14
LAB*LABa	52.8	-54.81	15.26
LAB*TCHa	50.0	56.91	164.45

relative CIELAB lab*

lab*lab	0.45	-0.962	0.268
lab*tch	0.5	1.0	0.457
lab*nch	0.0	1.0	0.457

relative Natural Colour (NC)

lab*lrj	0.45	-0.999	0.0
lab*tce	0.5	1.0	0.5
lab*nce	0.0	1.0	g99g



NE070-7, 3 step scales for constant CIELAB hue 162/360 = 0.451 (left)

3 step scales for constant CIELAB hue 164/360 = 0.457 (right)

BAM-test chart NE07; Colorimetric systems ORS18 & ORS18
D65: 3 step colour scales and coordinate data for 10 hues

input: $olv^* setrgbcolor$
output: *Startup (S) data dependend*

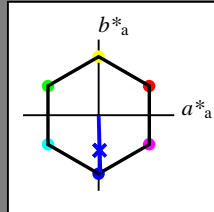
See for similar files: <http://www.ps.bam.de/NE07/>
Technical information: <http://www.ps.bam.de> Version 2.1, io=1,1?

BAM registration: 20060101-NE07/10L/L07E08SP.PS/.PDF BAM material: code=rh4ta
application for evaluation and measurement of printer or monitor systems
/NE07/ Form 9/10, Serie: 1/1, Page: 9 Page count: 9

Input: Colorimetric Standard Reflective System SRS18

for hue $h^* = lab^*h = 272/360 = 0.755$
 lab^*tch and lab^*nch

D65: hue B
 LCH*Ma: 57 76 272
 olv*Ma: 0.03 0.0 1.0
 triangle lightness t^*



SRS18; adapted (a) CIELAB data

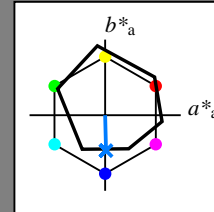
	$L^*=L^*_a$	a^*_a	b^*_a	$C^*_{ab,a}$	$h^*_{ab,a}$
OMa	56.71	67.03	38.7	77.4	30
YMa	56.71	0.0	77.4	77.4	90
LMa	56.71	-67.02	38.7	77.4	150
CMa	56.71	-67.02	-38.69	77.4	210
VMa	56.71	0.0	-77.39	77.4	270
MMa	56.71	67.03	-38.69	77.4	330
NMa	18.01	0.0	0.0	0.0	0
WMa	95.41	0.0	0.0	0.0	0
RCIE	39.92	58.74	27.99	65.07	25
JCIE	81.26	-2.88	71.56	71.62	92
GCIE	52.23	-42.41	13.6	44.55	162
BCIE	30.57	1.41	-46.46	46.49	272

%Gamut
 $u^*_{rel} = 100$
 %Regularity
 $g^*_{H,rel} = 100$
 $g^*_{C,rel} = 100$

Output: Colorimetric Offset Reflective System ORS18

for hue $h^* = lab^*h = 271/360 = 0.754$
 lab^*tch and lab^*nch

D65: hue B
 LCH*Ma: 42 45 271
 olv*Ma: 0.0 0.49 1.0
 triangle lightness t^*



ORS18; adapted (a) CIELAB data

	$L^*=L^*_a$	a^*_a	b^*_a	$C^*_{ab,a}$	$h^*_{ab,a}$
OMa	47.94	65.39	50.52	82.63	38
YMa	90.37	-10.26	91.75	92.32	96
LMa	50.9	-62.83	34.96	71.91	151
CMa	58.62	-30.34	-45.01	54.3	236
VMa	25.72	31.1	-44.4	54.22	305
MMa	48.13	75.28	-8.36	75.74	354
NMa	18.01	0.0	0.0	0.0	0
WMa	95.41	0.0	0.0	0.0	0
RCIE	39.92	58.66	26.98	64.57	25
JCIE	81.26	-2.16	67.76	67.79	92
GCIE	52.23	-42.25	11.76	43.87	164
BCIE	30.57	1.15	-46.84	46.86	271

%Gamut
 $u^*_{rel} = 93$
 %Regularity
 $g^*_{H,rel} = 57$
 $g^*_{C,rel} = 59$

relative Inform. Technology (IT)

olvi3*	1.0	1.0	1.0	(1.0)
cmyn3*	0.0	0.0	0.0	(0.0)
olvi4*	1.0	1.0	1.0	1.0
cmyn4*	0.0	0.0	0.0	0.0

standard and adapted CIELAB

LAB*LAB	95.41	-0.98	4.75
LAB*LABa	95.41	0.0	0.0
LAB*TCHa	99.99	0.01	-

relative CIELAB lab*

lab*lab	1.0	0.0	0.0
lab*tch	1.0	0.0	-
lab*nch	0.0	0.0	-

relative Natural Colour (NC)

lab*lrj	1.0	0.0	0.0
lab*tce	1.0	0.0	-
lab*nce	0.0	0.0	-

relative Inform. Technology (IT)

olvi3*	0.5	0.744	1.0	(1.0)
cmyn3*	0.5	0.256	0.0	(0.0)
olvi4*	0.5	0.744	1.0	1.0
cmyn4*	0.5	0.256	0.0	0.0

standard and adapted CIELAB

LAB*LAB	68.6	0.07	-19.39
LAB*LABa	68.6	0.55	-22.34
LAB*TCHa	75.0	22.36	271.4

relative CIELAB lab*

lab*lab	0.654	0.012	-0.499
lab*tch	0.75	0.5	0.754
lab*nch	0.0	0.5	0.754

relative Natural Colour (NC)

lab*lrj	0.654	0.0	-0.499
lab*tce	0.75	0.5	0.75
lab*nce	0.0	0.5	g99b

relative Inform. Technology (IT)

olvi3*	0.5	0.5	0.5	(1.0)
cmyn3*	0.5	0.5	0.5	(0.0)
olvi4*	1.0	1.0	1.0	0.5
cmyn4*	0.0	0.0	0.0	0.5

standard and adapted CIELAB

LAB*LAB	56.71	-0.24	2.14
LAB*LABa	56.71	0.0	0.0
LAB*TCHa	50.0	0.01	-

relative CIELAB lab*

lab*lab	0.5	0.0	0.0
lab*tch	0.5	0.0	-
lab*nch	0.5	0.0	-

relative Natural Colour (NC)

lab*lrj	0.5	0.0	0.0
lab*tce	0.5	0.0	-
lab*nce	0.5	0.0	-

relative Inform. Technology (IT)

olvi3*	0.0	0.244	0.5	(1.0)
cmyn3*	1.0	0.756	0.5	(0.0)
olvi4*	0.5	0.744	1.0	0.5
cmyn4*	0.5	0.256	0.0	0.5

standard and adapted CIELAB

LAB*LAB	29.9	0.82	-22.01
LAB*LABa	29.9	0.55	-22.34
LAB*TCHa	25.01	22.36	271.42

relative CIELAB lab*

lab*lab	0.154	0.012	-0.499
lab*tch	0.25	0.5	0.754
lab*nch	0.5	0.5	0.754

relative Natural Colour (NC)

lab*lrj	0.154	0.0	-0.499
lab*tce	0.25	0.5	0.75
lab*nce	0.5	0.5	b00r

relative Inform. Technology (IT)

olvi3*	0.0	0.0	0.0	(1.0)
cmyn3*	1.0	1.0	1.0	(0.0)
olvi4*	1.0	1.0	1.0	0.0
cmyn4*	0.0	0.0	0.0	1.0

standard and adapted CIELAB

LAB*LAB	18.02	0.5	-0.47
LAB*LABa	18.02	0.0	0.0
LAB*TCHa	0.01	0.01	-

relative CIELAB lab*

lab*lab	0.0	0.0	0.0
lab*tch	0.0	0.0	-
lab*nch	1.0	0.0	-

relative Natural Colour (NC)

lab*lrj	0.0	0.0	0.0
lab*tce	0.0	0.0	-
lab*nce	1.0	0.0	-

relative Inform. Technology (IT)

olvi3*	0.0	0.488	1.0	(1.0)
cmyn3*	1.0	0.512	0.0	(0.0)
olvi4*	0.0	0.488	1.0	1.0
cmyn4*	1.0	0.512	0.0	0.0

standard and adapted CIELAB

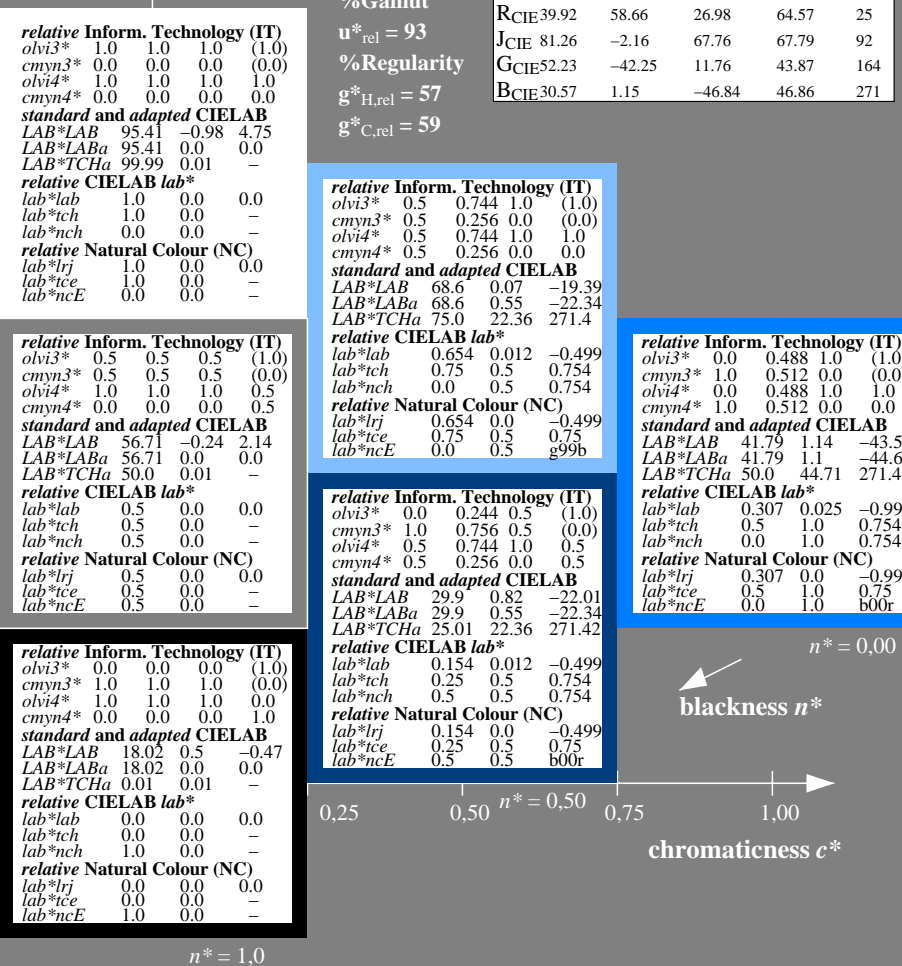
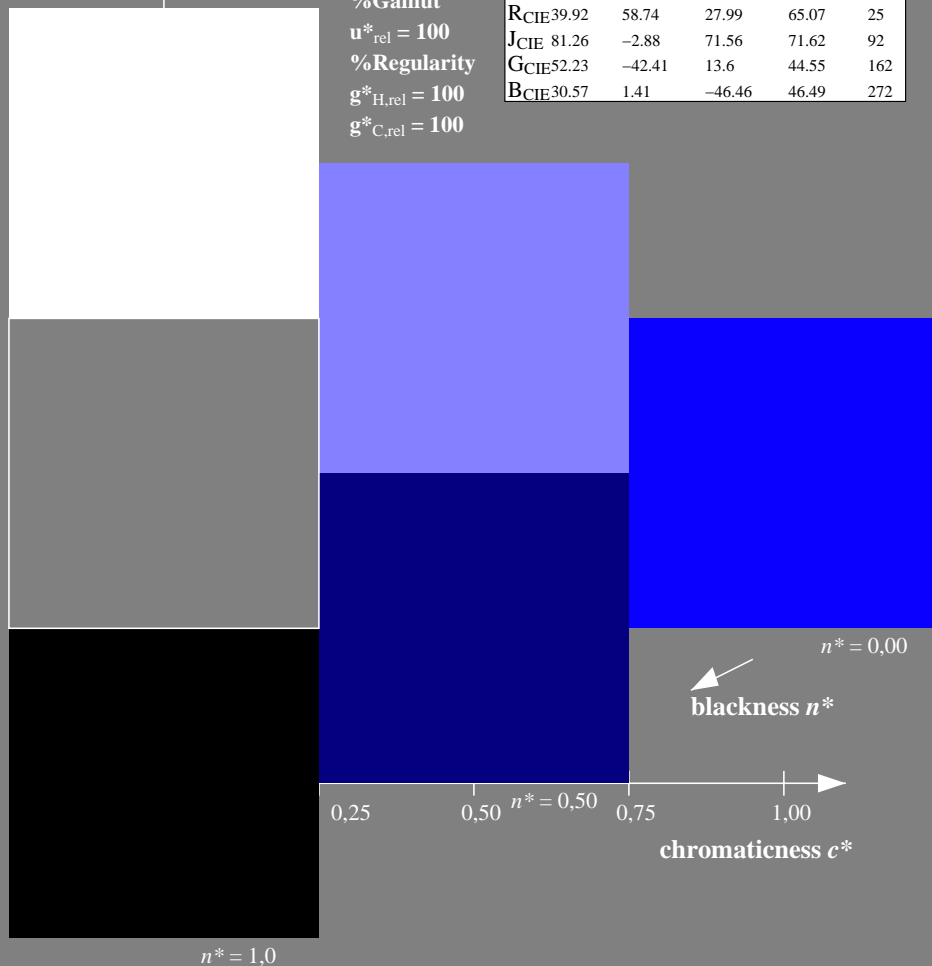
LAB*LAB	41.79	1.14	-43.55
LAB*LABa	41.79	1.1	-44.69
LAB*TCHa	50.0	44.71	271.41

relative CIELAB lab*

lab*lab	0.307	0.025	-0.998
lab*tch	0.5	1.0	0.754
lab*nch	0.0	1.0	0.754

relative Natural Colour (NC)

lab*lrj	0.307	0.0	-0.999
lab*tce	0.5	1.0	0.75
lab*nce	0.0	1.0	b00r



NE070-7, 3 step scales for constant CIELAB hue 272/360 = 0.755 (left)

3 step scales for constant CIELAB hue 271/360 = 0.754 (right)

BAM-test chart NE07; Colorimetric systems ORS18 & ORS18
 D65: 3 step colour scales and coordinate data for 10 hues

input: $olv^* setrgbcolor$
 output: Startup (S) data dependend

See for similar files: <http://www.ps.bam.de/NE07/>
 Technical information: <http://www.ps.bam.de>
 Version 2.1, io=1,1?

BAM registration: 20060101-NE07/10L/L07E09SP.PS/.PDF BAM material: code=rh4ta
 application for evaluation and measurement of printer or monitor systems
 /NE07/ Form: 10/10/Scene: 1/1, Page: 10 Page count: 10