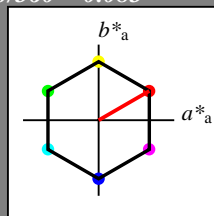


Input: Colorimetric Standard Reflective System SRS18

for hue $h^* = lab^*h = 30/360 = 0.083$
 lab^*tch and lab^*nch

D65: hue O
 LCH*Ma: 57 77 30
 olv*Ma: 1.0 0.0 0.0
 triangle lightness t^*



SRS18; adapted (a) CIELAB data

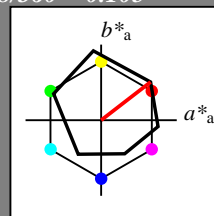
	$L^*=L^*_a$	a^*_a	b^*_a	$C^*_{ab,a}$	$h^*_{ab,a}$
OMa	56.71	67.03	38.7	77.4	30
YMa	56.71	0.0	77.4	77.4	90
LMa	56.71	-67.02	38.7	77.4	150
CMa	56.71	-67.02	-38.69	77.4	210
VMa	56.71	0.0	-77.39	77.4	270
MMa	56.71	67.03	-38.69	77.4	330
NMa	18.01	0.0	0.0	0.0	0
WMa	95.41	0.0	0.0	0.0	0
RCIE	39.92	58.74	27.99	65.07	25
JCIE	81.26	-2.88	71.56	71.62	92
GCIE	52.23	-42.41	13.6	44.55	162
BCIE	30.57	1.41	-46.46	46.49	272

%Gamut
 $u^*_{rel} = 100$
 %Regularity
 $g^*_{H,rel} = 100$
 $g^*_{C,rel} = 100$

Output: Colorimetric Offset Reflective System ORS18

for hue $h^* = lab^*h = 38/360 = 0.105$
 lab^*tch and lab^*nch

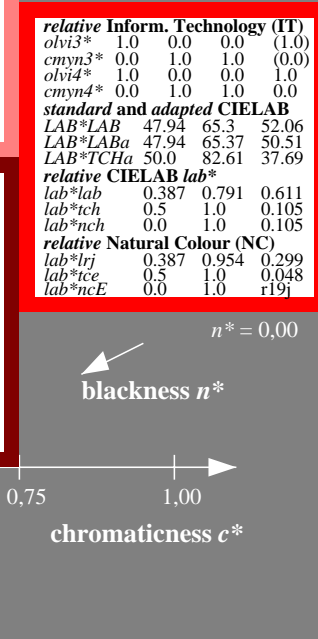
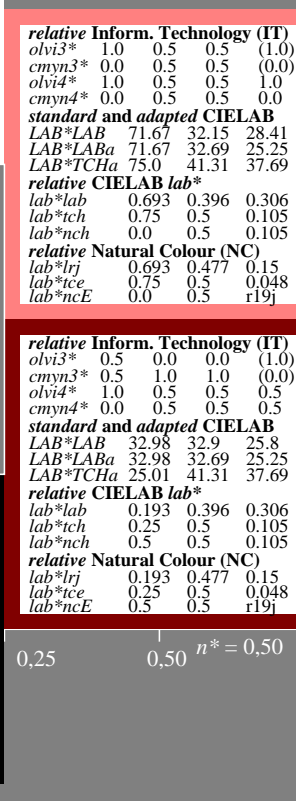
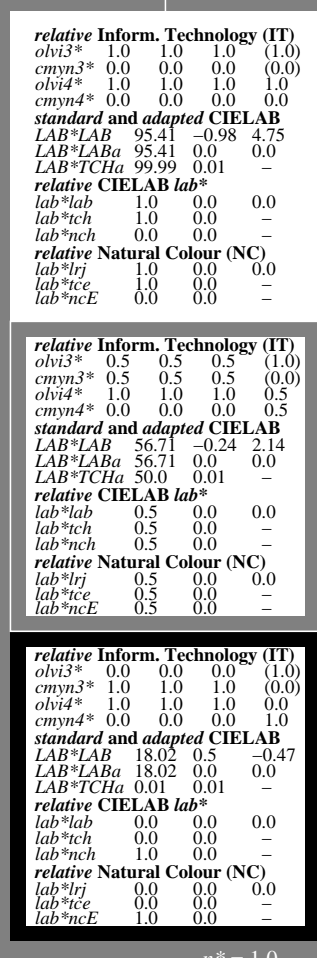
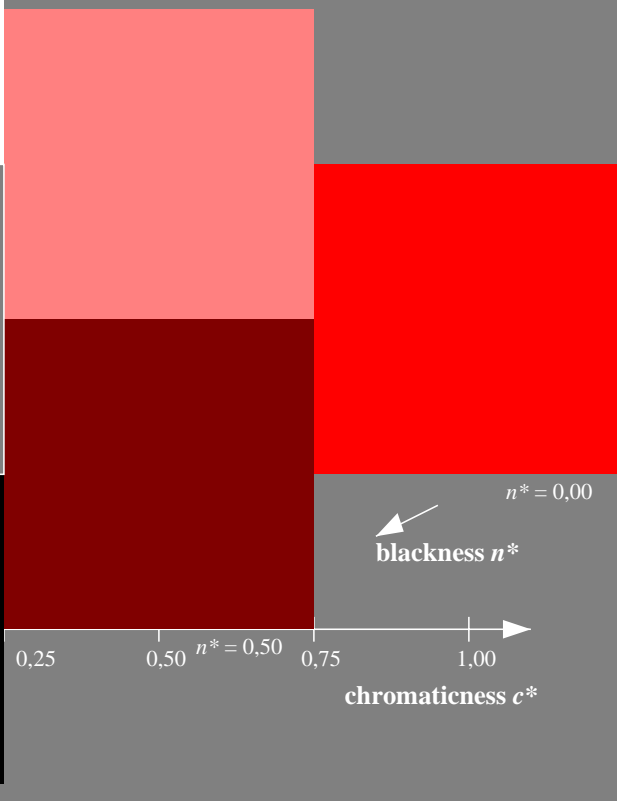
D65: hue O
 LCH*Ma: 48 83 38
 olv*Ma: 1.0 0.0 0.0
 triangle lightness t^*



ORS18; adapted (a) CIELAB data

	$L^*=L^*_a$	a^*_a	b^*_a	$C^*_{ab,a}$	$h^*_{ab,a}$
OMa	47.94	65.39	50.52	82.63	38
YMa	90.37	-10.26	91.75	92.32	96
LMa	50.9	-62.83	34.96	71.91	151
CMa	58.62	-30.34	-45.01	54.3	236
VMa	25.72	31.1	-44.4	54.22	305
MMa	48.13	75.28	-8.36	75.74	354
NMa	18.01	0.0	0.0	0.0	0
WMa	95.41	0.0	0.0	0.0	0
RCIE	39.92	58.66	26.98	64.57	25
JCIE	81.26	-2.16	67.76	67.79	92
GCIE	52.23	-42.25	11.76	43.87	164
BCIE	30.57	1.15	-46.84	46.86	271

%Gamut
 $u^*_{rel} = 93$
 %Regularity
 $g^*_{H,rel} = 57$
 $g^*_{C,rel} = 59$



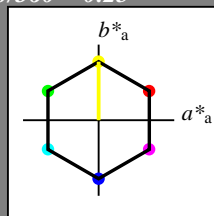
NE070-7, 3 step scales for constant CIELAB hue 30/360 = 0.083 (left)

3 step scales for constant CIELAB hue 38/360 = 0.105 (right)

Input: Colorimetric Standard Reflective System SRS18

for hue $h^* = lab^*h = 90/360 = 0.25$
 lab^*tch and lab^*nch

D65: hue Y
 LCH*Ma: 57 77 90
 olv*Ma: 1.0 1.0 0.0
 triangle lightness t^*



SRS18; adapted (a) CIELAB data

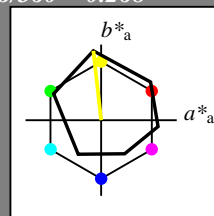
	$L^*=L^*_a$	a^*_a	b^*_a	$C^*_{ab,a}$	$h^*_{ab,a}$
OMa	56.71	67.03	38.7	77.4	30
YMa	56.71	0.0	77.4	77.4	90
LMa	56.71	-67.02	38.7	77.4	150
CMa	56.71	-67.02	-38.69	77.4	210
VMa	56.71	0.0	-77.39	77.4	270
MMa	56.71	67.03	-38.69	77.4	330
NMa	18.01	0.0	0.0	0.0	0
WMa	95.41	0.0	0.0	0.0	0
RCIE	39.92	58.74	27.99	65.07	25
JCIE	81.26	-2.88	71.56	71.62	92
GCIE	52.23	-42.41	13.6	44.55	162
BCIE	30.57	1.41	-46.46	46.49	272

%Gamut
 $u^*_{rel} = 100$
 %Regularity
 $g^*_{H,rel} = 100$
 $g^*_{C,rel} = 100$

Output: Colorimetric Offset Reflective System ORS18

for hue $h^* = lab^*h = 96/360 = 0.268$
 lab^*tch and lab^*nch

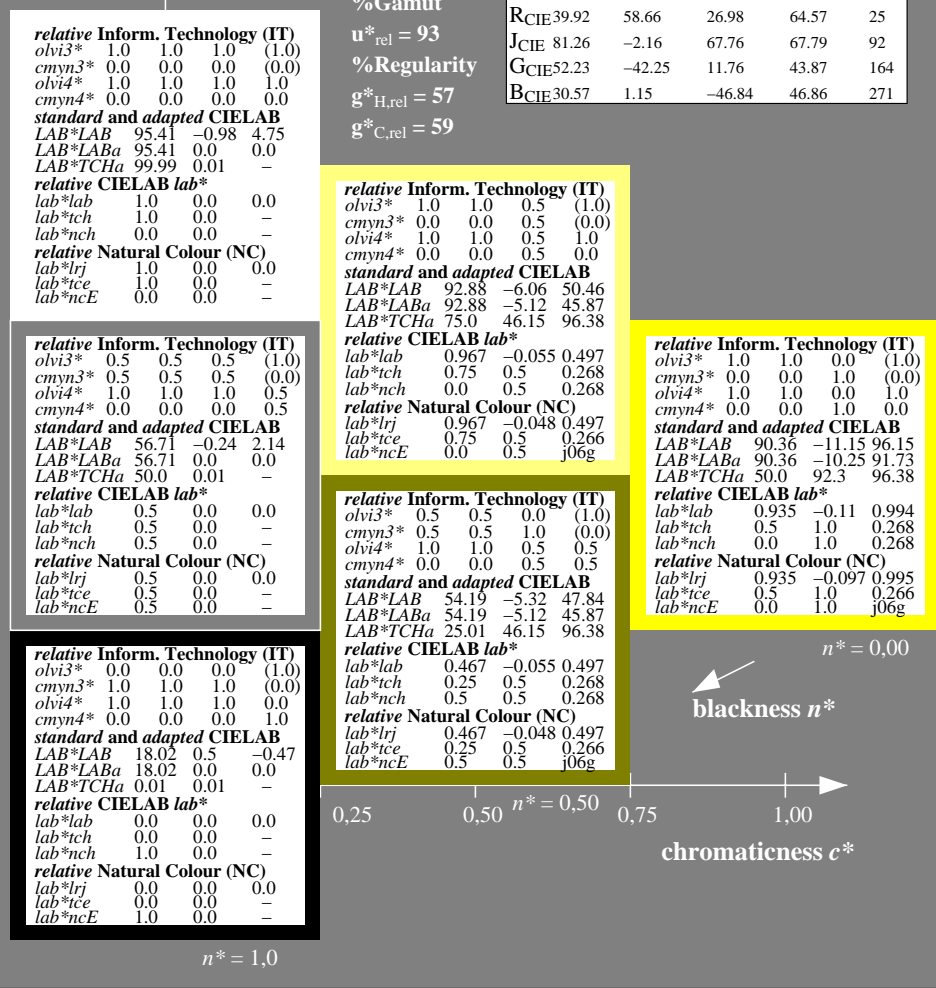
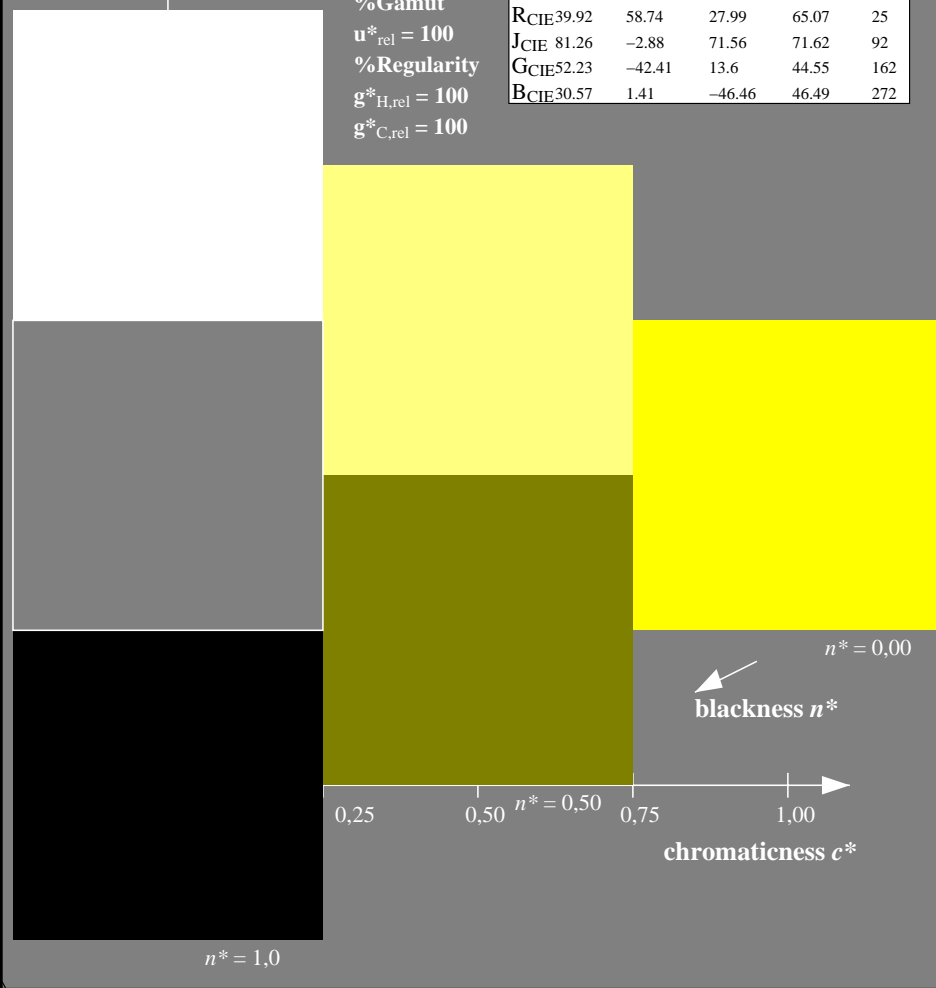
D65: hue Y
 LCH*Ma: 90 92 96
 olv*Ma: 1.0 1.0 0.0
 triangle lightness t^*



ORS18; adapted (a) CIELAB data

	$L^*=L^*_a$	a^*_a	b^*_a	$C^*_{ab,a}$	$h^*_{ab,a}$
OMa	47.94	65.39	50.52	82.63	38
YMa	90.37	-10.26	91.75	92.32	96
LMa	50.9	-62.83	34.96	71.91	151
CMa	58.62	-30.34	-45.01	54.3	236
VMa	25.72	31.1	-44.4	54.22	305
MMa	48.13	75.28	-8.36	75.74	354
NMa	18.01	0.0	0.0	0.0	0
WMa	95.41	0.0	0.0	0.0	0
RCIE	39.92	58.66	26.98	64.57	25
JCIE	81.26	-2.16	67.76	67.79	92
GCIE	52.23	-42.25	11.76	43.87	164
BCIE	30.57	1.15	-46.84	46.86	271

%Gamut
 $u^*_{rel} = 93$
 %Regularity
 $g^*_{H,rel} = 57$
 $g^*_{C,rel} = 59$



relative Inform. Technology (IT)
 $olvi3^* = 1.0 \ 1.0 \ 1.0 \ (1.0)$
 $cmym3^* = 0.0 \ 0.0 \ 0.0 \ (0.0)$
 $olvi4^* = 1.0 \ 1.0 \ 1.0 \ 1.0$
 $cmym4^* = 0.0 \ 0.0 \ 0.0 \ 0.0$

standard and adapted CIELAB
 $LAB^*LAB = 95.41 \ -0.98 \ 4.75$
 $LAB^*LABa = 95.41 \ 0.0 \ 0.0$
 $LAB^*TCHa = 99.99 \ 0.01 \ -$

relative CIELAB lab*
 $lab^*lab = 1.0 \ 0.0 \ 0.0$
 $lab^*tch = 1.0 \ 0.0 \ -$
 $lab^*nch = 0.0 \ 0.0 \ -$

relative Natural Colour (NC)
 $lab^*lrj = 1.0 \ 0.0 \ 0.0$
 $lab^*tce = 1.0 \ 0.0 \ -$
 $lab^*nce = 0.0 \ 0.0 \ -$

relative Inform. Technology (IT)
 $olvi3^* = 0.5 \ 0.5 \ 0.5 \ (1.0)$
 $cmym3^* = 0.5 \ 0.5 \ 0.5 \ (0.0)$
 $olvi4^* = 1.0 \ 1.0 \ 1.0 \ 0.5$
 $cmym4^* = 0.0 \ 0.0 \ 0.0 \ 0.5$

standard and adapted CIELAB
 $LAB^*LAB = 56.71 \ -0.24 \ 2.14$
 $LAB^*LABa = 56.71 \ 0.0 \ 0.0$
 $LAB^*TCHa = 50.0 \ 0.01 \ -$

relative CIELAB lab*
 $lab^*lab = 0.5 \ 0.0 \ 0.0$
 $lab^*tch = 0.5 \ 0.0 \ -$
 $lab^*nch = 0.5 \ 0.0 \ -$

relative Natural Colour (NC)
 $lab^*lrj = 0.5 \ 0.0 \ 0.0$
 $lab^*tce = 0.5 \ 0.0 \ -$
 $lab^*nce = 0.5 \ 0.0 \ -$

relative Inform. Technology (IT)
 $olvi3^* = 0.0 \ 0.0 \ 0.0 \ (1.0)$
 $cmym3^* = 1.0 \ 1.0 \ 1.0 \ (0.0)$
 $olvi4^* = 1.0 \ 1.0 \ 1.0 \ 0.0$
 $cmym4^* = 0.0 \ 0.0 \ 0.0 \ 1.0$

standard and adapted CIELAB
 $LAB^*LAB = 18.02 \ 0.5 \ -0.47$
 $LAB^*LABa = 18.02 \ 0.0 \ 0.0$
 $LAB^*TCHa = 0.01 \ 0.01 \ -$

relative CIELAB lab*
 $lab^*lab = 0.0 \ 0.0 \ 0.0$
 $lab^*tch = 0.0 \ 0.0 \ -$
 $lab^*nch = 1.0 \ 0.0 \ -$

relative Natural Colour (NC)
 $lab^*lrj = 0.0 \ 0.0 \ 0.0$
 $lab^*tce = 0.0 \ 0.0 \ -$
 $lab^*nce = 1.0 \ 0.0 \ -$

relative Inform. Technology (IT)
 $olvi3^* = 1.0 \ 1.0 \ 0.5 \ (1.0)$
 $cmym3^* = 0.0 \ 0.0 \ 0.5 \ (0.0)$
 $olvi4^* = 1.0 \ 1.0 \ 0.5 \ 1.0$
 $cmym4^* = 0.0 \ 0.0 \ 0.5 \ 0.0$

standard and adapted CIELAB
 $LAB^*LAB = 92.88 \ -6.06 \ 50.46$
 $LAB^*LABa = 92.88 \ -5.12 \ 45.87$
 $LAB^*TCHa = 75.0 \ 46.15 \ 96.38$

relative CIELAB lab*
 $lab^*lab = 0.967 \ -0.055 \ 0.497$
 $lab^*tch = 0.75 \ 0.5 \ 0.268$
 $lab^*nch = 0.0 \ 0.5 \ 0.268$

relative Natural Colour (NC)
 $lab^*lrj = 0.967 \ -0.048 \ 0.497$
 $lab^*tce = 0.75 \ 0.5 \ 0.266$
 $lab^*nce = 0.0 \ 0.5 \ j06g$

relative Inform. Technology (IT)
 $olvi3^* = 0.5 \ 0.5 \ 0.0 \ (1.0)$
 $cmym3^* = 0.5 \ 0.5 \ 1.0 \ (0.0)$
 $olvi4^* = 1.0 \ 1.0 \ 0.5 \ 0.5$
 $cmym4^* = 0.0 \ 0.0 \ 0.5 \ 0.5$

standard and adapted CIELAB
 $LAB^*LAB = 54.19 \ -5.32 \ 47.84$
 $LAB^*LABa = 54.19 \ -5.12 \ 45.87$
 $LAB^*TCHa = 25.01 \ 46.15 \ 96.38$

relative CIELAB lab*
 $lab^*lab = 0.467 \ -0.055 \ 0.497$
 $lab^*tch = 0.25 \ 0.5 \ 0.268$
 $lab^*nch = 0.5 \ 0.5 \ 0.268$

relative Natural Colour (NC)
 $lab^*lrj = 0.467 \ -0.048 \ 0.497$
 $lab^*tce = 0.25 \ 0.5 \ 0.266$
 $lab^*nce = 0.5 \ 0.5 \ j06g$

relative Inform. Technology (IT)
 $olvi3^* = 1.0 \ 1.0 \ 0.0 \ (1.0)$
 $cmym3^* = 0.0 \ 0.0 \ 1.0 \ (0.0)$
 $olvi4^* = 1.0 \ 1.0 \ 0.0 \ 1.0$
 $cmym4^* = 0.0 \ 0.0 \ 1.0 \ 0.0$

standard and adapted CIELAB
 $LAB^*LAB = 90.36 \ -11.15 \ 96.15$
 $LAB^*LABa = 90.36 \ -10.25 \ 91.73$
 $LAB^*TCHa = 50.0 \ 92.3 \ 96.38$

relative CIELAB lab*
 $lab^*lab = 0.935 \ -0.11 \ 0.994$
 $lab^*tch = 0.5 \ 1.0 \ 0.268$
 $lab^*nch = 0.0 \ 1.0 \ 0.268$

relative Natural Colour (NC)
 $lab^*lrj = 0.935 \ -0.097 \ 0.995$
 $lab^*tce = 0.5 \ 1.0 \ 0.266$
 $lab^*nce = 0.0 \ 1.0 \ j06g$

See for similar files: <http://www.ps.bam.de/NE07/>
 Technical information: <http://www.ps.bam.de> Version 2.1, io=1,1

BAM registration: 20060101-NE07/10Q/Q07E01NP.PS/.PDF BAM material: code=rh4ta
 application for evaluation and measurement of printer or monitor systems
 /NE07/ Form: 2/10, Serie: 1/1, Page: 2 Page count: 2

NE070-7, 3 step scales for constant CIELAB hue 90/360 = 0.25 (left)

3 step scales for constant CIELAB hue 96/360 = 0.268 (right)

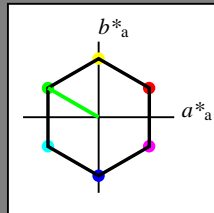
BAM-test chart NE07; Colorimetric systems SRS18 & ORS18
 D65: 3 step colour scales and coordinate data for 10 hues

input: $olv^* setrgbcolor$
 output: no change compared to input

Input: Colorimetric Standard Reflective System SRS18

for hue $h^* = lab^*h = 150/360 = 0.417$
 lab^*tch and lab^*nch

D65: hue L
 LCH*Ma: 57 77 150
 olv*Ma: 0.0 1.0 0.0
 triangle lightness t^*



SRS18; adapted (a) CIELAB data

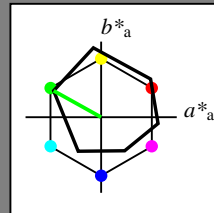
	$L^*=L^*_a$	a^*_a	b^*_a	$C^*_{ab,a}$	$h^*_{ab,a}$
OMa	56.71	67.03	38.7	77.4	30
YMa	56.71	0.0	77.4	77.4	90
LMa	56.71	-67.02	38.7	77.4	150
CMa	56.71	-67.02	-38.69	77.4	210
VMa	56.71	0.0	-77.39	77.4	270
MMa	56.71	67.03	-38.69	77.4	330
NMa	18.01	0.0	0.0	0.0	0
WMa	95.41	0.0	0.0	0.0	0
RCIE	39.92	58.74	27.99	65.07	25
JCIE	81.26	-2.88	71.56	71.62	92
GCIE	52.23	-42.41	13.6	44.55	162
BCIE	30.57	1.41	-46.46	46.49	272

%Gamut
 $u^*_{rel} = 100$
 %Regularity
 $g^*_{H,rel} = 100$
 $g^*_{C,rel} = 100$

Output: Colorimetric Offset Reflective System ORS18

for hue $h^* = lab^*h = 151/360 = 0.419$
 lab^*tch and lab^*nch

D65: hue L
 LCH*Ma: 51 72 151
 olv*Ma: 0.0 1.0 0.0
 triangle lightness t^*



ORS18; adapted (a) CIELAB data

	$L^*=L^*_a$	a^*_a	b^*_a	$C^*_{ab,a}$	$h^*_{ab,a}$
OMa	47.94	65.39	50.52	82.63	38
YMa	90.37	-10.26	91.75	92.32	96
LMa	50.9	-62.83	34.96	71.91	151
CMa	58.62	-30.34	-45.01	54.3	236
VMa	25.72	31.1	-44.4	54.22	305
MMa	48.13	75.28	-8.36	75.74	354
NMa	18.01	0.0	0.0	0.0	0
WMa	95.41	0.0	0.0	0.0	0
RCIE	39.92	58.66	26.98	64.57	25
JCIE	81.26	-2.16	67.76	67.79	92
GCIE	52.23	-42.25	11.76	43.87	164
BCIE	30.57	1.15	-46.84	46.86	271

%Gamut
 $u^*_{rel} = 93$
 %Regularity
 $g^*_{H,rel} = 57$
 $g^*_{C,rel} = 59$

relative Inform. Technology (IT)

olvi3*	1.0	1.0	1.0	(1.0)
cmyn3*	0.0	0.0	0.0	(0.0)
olvi4*	1.0	1.0	1.0	1.0
cmyn4*	0.0	0.0	0.0	0.0

standard and adapted CIELAB

LAB*LAB	95.41	-0.98	4.75
LAB*LABa	95.41	0.0	0.0
LAB*TCHa	99.99	0.01	-

relative CIELAB lab*

lab*lab	1.0	0.0	0.0
lab*tch	1.0	0.0	-
lab*nch	0.0	0.0	-

relative Natural Colour (NC)

lab*lrj	1.0	0.0	0.0
lab*tce	1.0	0.0	-
lab*nce	0.0	0.0	-

relative Inform. Technology (IT)

olvi3*	0.5	1.0	0.5	(1.0)
cmyn3*	0.5	0.0	0.5	(0.0)
olvi4*	0.5	1.0	0.5	1.0
cmyn4*	0.5	0.0	0.5	0.0

standard and adapted CIELAB

LAB*LAB	73.15	-31.96	20.73
LAB*LABa	73.15	-31.4	17.48
LAB*TCHa	75.0	35.95	150.91

relative CIELAB lab*

lab*lab	0.712	-0.436	0.243
lab*tch	0.75	0.5	0.419
lab*nch	0.0	0.5	0.419

relative Natural Colour (NC)

lab*lrj	0.712	-0.478	0.144
lab*tce	0.75	0.5	0.453
lab*nce	0.0	0.5	j81g

relative Inform. Technology (IT)

olvi3*	0.5	0.5	0.5	(1.0)
cmyn3*	0.5	0.5	0.5	(0.0)
olvi4*	1.0	1.0	1.0	0.5
cmyn4*	0.0	0.0	0.0	0.5

standard and adapted CIELAB

LAB*LAB	56.71	-0.24	2.14
LAB*LABa	56.71	0.0	0.0
LAB*TCHa	50.0	0.01	-

relative CIELAB lab*

lab*lab	0.5	0.0	0.0
lab*tch	0.5	0.0	-
lab*nch	0.5	0.0	-

relative Natural Colour (NC)

lab*lrj	0.5	0.0	0.0
lab*tce	0.5	0.0	-
lab*nce	0.5	0.0	-

relative Inform. Technology (IT)

olvi3*	0.0	0.5	0.0	(1.0)
cmyn3*	1.0	0.5	1.0	(0.0)
olvi4*	0.5	1.0	0.5	0.5
cmyn4*	0.5	0.0	0.5	0.5

standard and adapted CIELAB

LAB*LAB	34.46	-31.22	18.12
LAB*LABa	34.46	-31.4	17.48
LAB*TCHa	25.01	35.95	150.91

relative CIELAB lab*

lab*lab	0.213	-0.436	0.243
lab*tch	0.25	0.5	0.419
lab*nch	0.5	0.5	0.419

relative Natural Colour (NC)

lab*lrj	0.213	-0.478	0.144
lab*tce	0.25	0.5	0.453
lab*nce	0.5	0.5	j81g

relative Inform. Technology (IT)

olvi3*	0.0	1.0	0.0	(1.0)
cmyn3*	1.0	0.0	1.0	(0.0)
olvi4*	0.0	1.0	0.0	1.0
cmyn4*	1.0	0.0	1.0	0.0

standard and adapted CIELAB

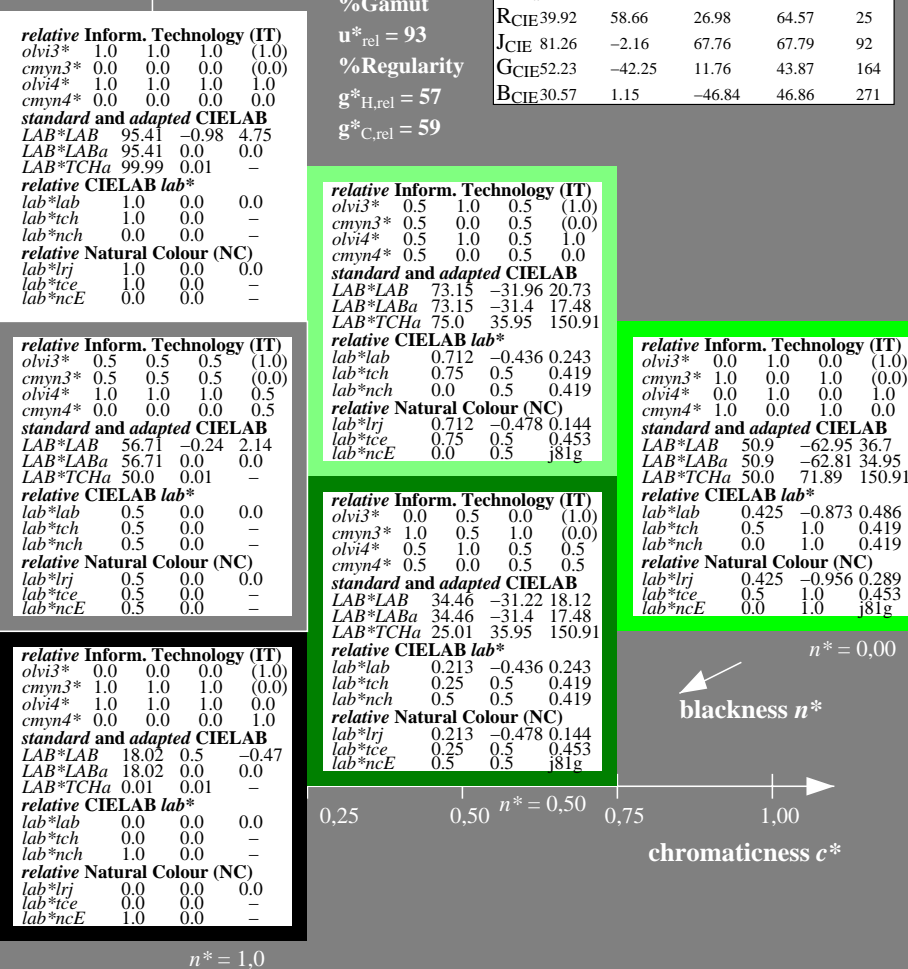
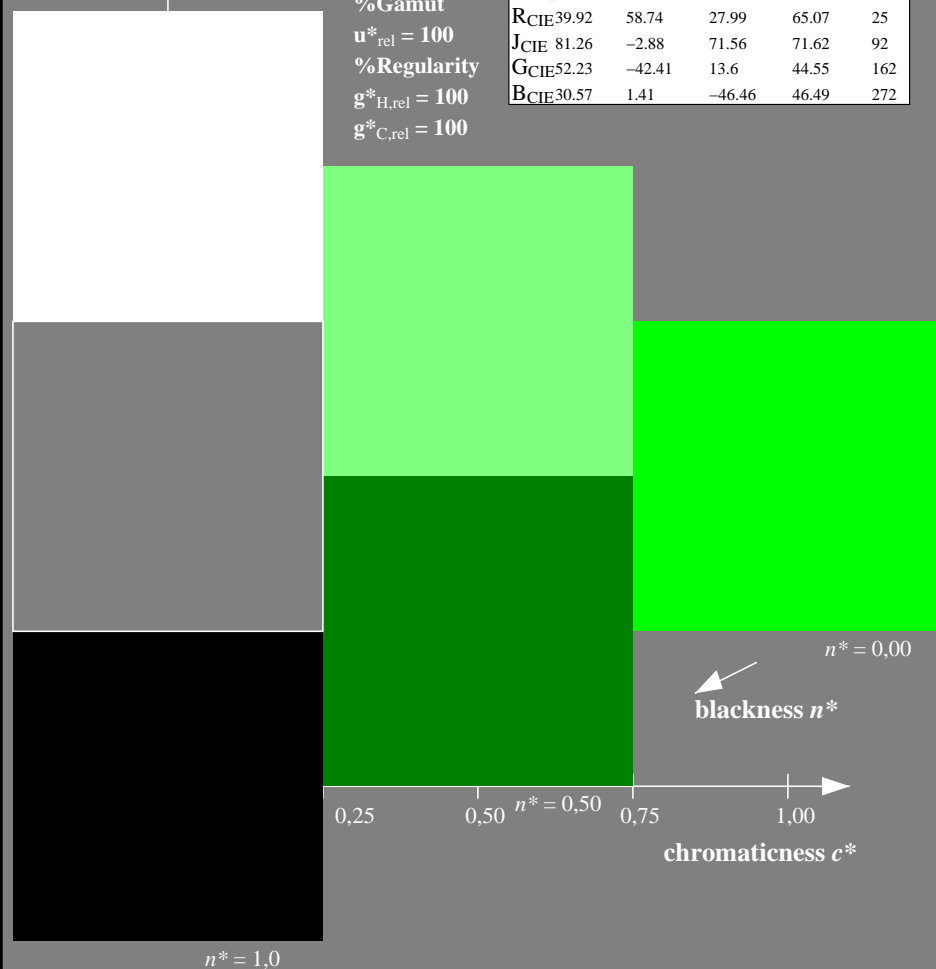
LAB*LAB	50.9	-62.95	36.7
LAB*LABa	50.9	-62.81	34.95
LAB*TCHa	50.0	71.89	150.91

relative CIELAB lab*

lab*lab	0.425	-0.873	0.486
lab*tch	0.5	1.0	0.419
lab*nch	0.0	1.0	0.419

relative Natural Colour (NC)

lab*lrj	0.425	-0.956	0.289
lab*tce	0.5	1.0	0.453
lab*nce	0.0	1.0	j81g



NE070-7, 3 step scales for constant CIELAB hue 150/360 = 0.417 (left)

3 step scales for constant CIELAB hue 151/360 = 0.419 (right)

BAM-test chart NE07; Colorimetric systems SRS18 & ORS18
 D65: 3 step colour scales and coordinate data for 10 hues

input: olv* setrgbcolor
 output: no change compared to input

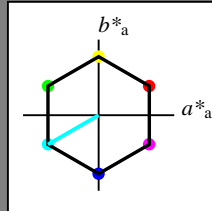
See for similar files: <http://www.ps.bam.de/NE07/>
 Technical information: <http://www.ps.bam.de>
 Version 2.1, io=1,1

BAM registration: 20060101-NE07/10Q/Q07E02NP.PS/.PDF BAM material: code=rh4ta
 application for evaluation and measurement of printer or monitor systems
 /NE07/ Form: 3/10, Serie: 1/1, Page: 3 Page count: 3

Input: Colorimetric Standard Reflective System SRS18

for hue $h^* = lab^*h = 210/360 = 0.583$
 lab^*tch and lab^*nch

D65: hue C
 LCH*Ma: 57 77 210
 olv*Ma: 0.0 1.0 1.0
 triangle lightness t^*



SRS18; adapted (a) CIELAB data

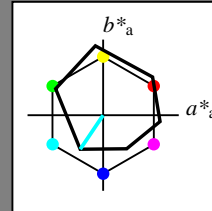
	$L^*=L^*_a$	a^*_a	b^*_a	$C^*_{ab,a}$	$h^*_{ab,a}$
OMa	56.71	67.03	38.7	77.4	30
YMa	56.71	0.0	77.4	77.4	90
LMa	56.71	-67.02	38.7	77.4	150
CMa	56.71	-67.02	-38.69	77.4	210
VMa	56.71	0.0	-77.39	77.4	270
MMa	56.71	67.03	-38.69	77.4	330
NMa	18.01	0.0	0.0	0.0	0
WMa	95.41	0.0	0.0	0.0	0
RCIE	39.92	58.74	27.99	65.07	25
JCIE	81.26	-2.88	71.56	71.62	92
GCIE	52.23	-42.41	13.6	44.55	162
BCIE	30.57	1.41	-46.46	46.49	272

%Gamut
 $u^*_{rel} = 100$
 %Regularity
 $g^*_{H,rel} = 100$
 $g^*_{C,rel} = 100$

Output: Colorimetric Offset Reflective System ORS18

for hue $h^* = lab^*h = 236/360 = 0.656$
 lab^*tch and lab^*nch

D65: hue C
 LCH*Ma: 59 54 236
 olv*Ma: 0.0 1.0 1.0
 triangle lightness t^*



ORS18; adapted (a) CIELAB data

	$L^*=L^*_a$	a^*_a	b^*_a	$C^*_{ab,a}$	$h^*_{ab,a}$
OMa	47.94	65.39	50.52	82.63	38
YMa	90.37	-10.26	91.75	92.32	96
LMa	50.9	-62.83	34.96	71.91	151
CMa	58.62	-30.34	-45.01	54.3	236
VMa	25.72	31.1	-44.4	54.22	305
MMa	48.13	75.28	-8.36	75.74	354
NMa	18.01	0.0	0.0	0.0	0
WMa	95.41	0.0	0.0	0.0	0
RCIE	39.92	58.66	26.98	64.57	25
JCIE	81.26	-2.16	67.76	67.79	92
GCIE	52.23	-42.25	11.76	43.87	164
BCIE	30.57	1.15	-46.84	46.86	271

%Gamut
 $u^*_{rel} = 93$
 %Regularity
 $g^*_{H,rel} = 57$
 $g^*_{C,rel} = 59$

relative Inform. Technology (IT)

olvi3*	1.0	1.0	1.0	(1.0)
cmyn3*	0.0	0.0	0.0	(0.0)
olvi4*	1.0	1.0	1.0	1.0
cmyn4*	0.0	0.0	0.0	0.0

standard and adapted CIELAB

LAB*LAB	95.41	-0.98	4.75
LAB*LABa	95.41	0.0	0.0
LAB*TCHa	99.99	0.01	-

relative CIELAB lab*

lab*lab	1.0	0.0	0.0
lab*tch	1.0	0.0	-
lab*nch	0.0	0.0	-

relative Natural Colour (NC)

lab*lrj	1.0	0.0	0.0
lab*tce	1.0	0.0	-
lab*nce	0.0	0.0	-

relative Inform. Technology (IT)

olvi3*	0.5	1.0	1.0	(1.0)
cmyn3*	0.5	0.0	0.0	(0.0)
olvi4*	0.5	1.0	1.0	1.0
cmyn4*	0.5	0.0	0.0	0.0

standard and adapted CIELAB

LAB*LAB	77.01	-15.8	-18.98
LAB*LABa	77.01	-15.16	-22.5
LAB*TCHa	75.0	27.14	236.02

relative CIELAB lab*

lab*lab	0.762	-0.278	-0.414
lab*tch	0.75	0.5	0.656
lab*nch	0.0	0.5	0.656

relative Natural Colour (NC)

lab*lrj	0.762	-0.247	-0.433
lab*tce	0.75	0.5	0.667
lab*nce	0.0	0.5	g66b

relative Inform. Technology (IT)

olvi3*	0.5	0.5	0.5	(1.0)
cmyn3*	0.5	0.5	0.5	(0.0)
olvi4*	1.0	1.0	1.0	0.5
cmyn4*	0.0	0.0	0.0	0.5

standard and adapted CIELAB

LAB*LAB	56.71	-0.24	2.14
LAB*LABa	56.71	0.0	0.0
LAB*TCHa	50.0	0.01	-

relative CIELAB lab*

lab*lab	0.5	0.0	0.0
lab*tch	0.5	0.0	-
lab*nch	0.5	0.0	-

relative Natural Colour (NC)

lab*lrj	0.5	0.0	0.0
lab*tce	0.5	0.0	-
lab*nce	0.5	0.0	-

relative Inform. Technology (IT)

olvi3*	0.0	0.5	0.5	(1.0)
cmyn3*	1.0	0.5	0.5	(0.0)
olvi4*	0.5	1.0	1.0	0.5
cmyn4*	0.5	0.0	0.0	0.5

standard and adapted CIELAB

LAB*LAB	38.32	-15.05	-21.6
LAB*LABa	38.32	-15.16	-22.5
LAB*TCHa	25.01	27.14	236.02

relative CIELAB lab*

lab*lab	0.262	-0.278	-0.414
lab*tch	0.25	0.5	0.656
lab*nch	0.5	0.5	0.656

relative Natural Colour (NC)

lab*lrj	0.262	-0.247	-0.433
lab*tce	0.25	0.5	0.667
lab*nce	0.5	0.5	g66b

relative Inform. Technology (IT)

olvi3*	0.0	1.0	1.0	(1.0)
cmyn3*	1.0	0.0	0.0	(0.0)
olvi4*	0.0	1.0	1.0	1.0
cmyn4*	1.0	0.0	0.0	0.0

standard and adapted CIELAB

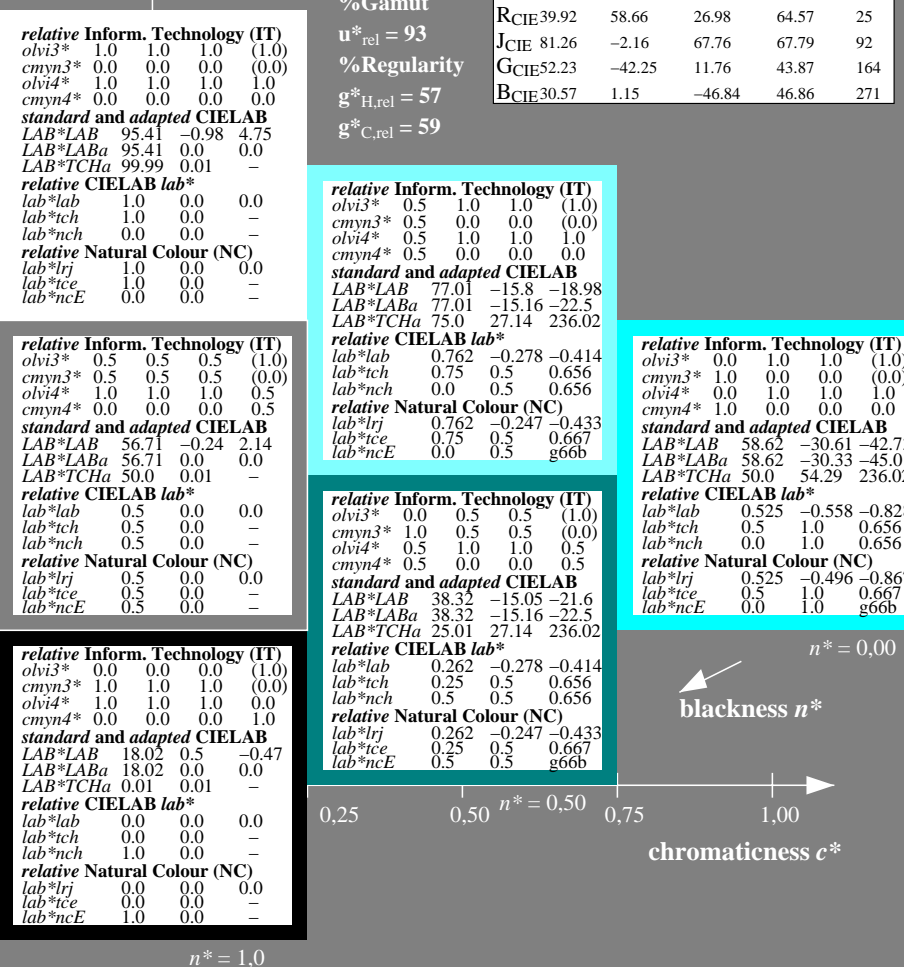
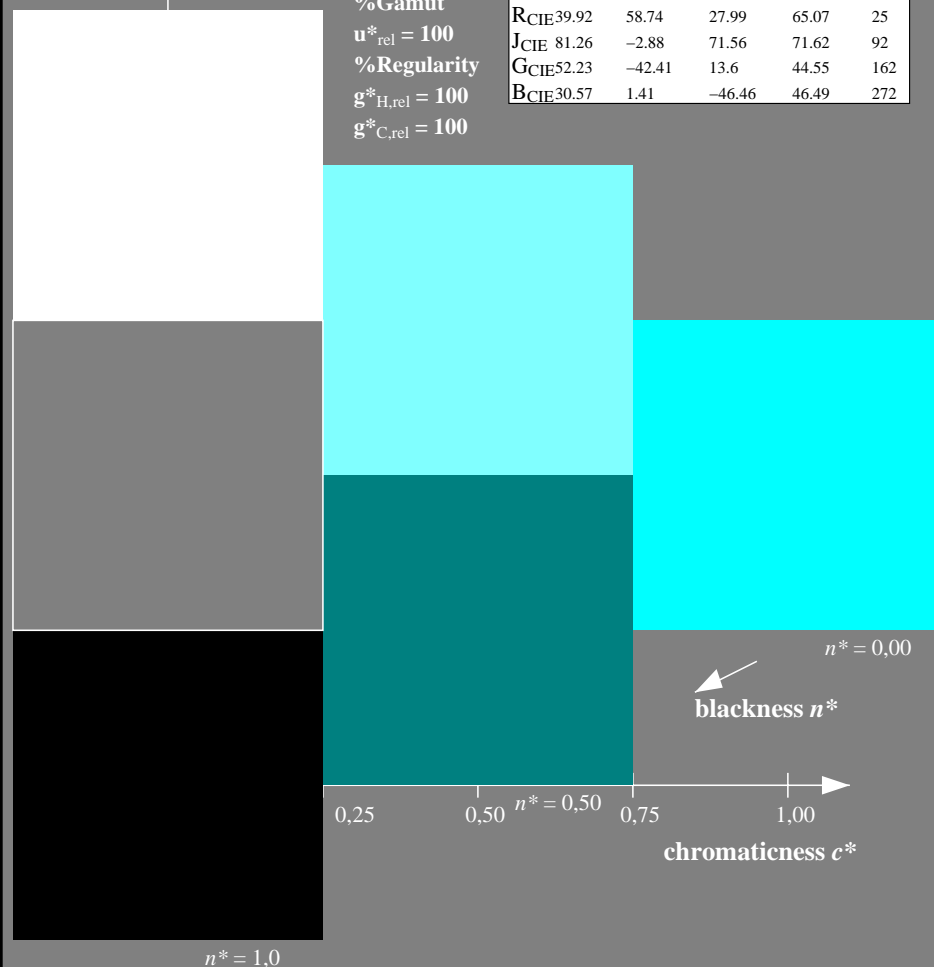
LAB*LAB	58.62	-30.61	-42.73
LAB*LABa	58.62	-30.33	-45.01
LAB*TCHa	50.0	54.29	236.02

relative CIELAB lab*

lab*lab	0.525	-0.558	-0.828
lab*tch	0.5	1.0	0.656
lab*nch	0.0	1.0	0.656

relative Natural Colour (NC)

lab*lrj	0.525	-0.496	-0.867
lab*tce	0.5	1.0	0.667
lab*nce	0.0	1.0	g66b



NE070-7, 3 step scales for constant CIELAB hue 210/360 = 0.583 (left)

3 step scales for constant CIELAB hue 236/360 = 0.656 (right)

BAM-test chart NE07; Colorimetric systems SRS18 & ORS18
 D65: 3 step colour scales and coordinate data for 10 hues

input: olv* setrgbcolor
 output: no change compared to input

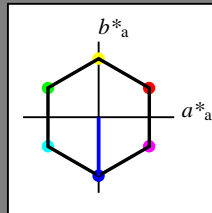
See for similar files: <http://www.ps.bam.de/NE07/>
 Technical information: <http://www.ps.bam.de>
 Version 2.1, io=1,1

BAM registration: 20060101-NE07/10Q/Q07E03NP.PS/.PDF BAM material: code=rh4ta
 application for evaluation and measurement of printer or monitor systems
 /NE07/ Form: 4/10, Serie: 1/1, Page: 4 Page count: 4

Input: Colorimetric Standard Reflective System SRS18

for hue $h^* = lab^*h = 270/360 = 0.75$
 lab^*tch and lab^*nch

D65: hue V
 LCH*Ma: 57 77 270
 olv*Ma: 0.0 0.0 1.0
 triangle lightness t^*



SRS18; adapted (a) CIELAB data

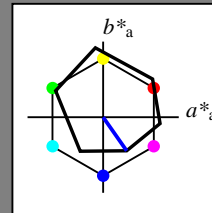
	$L^*=L^*_a$	a^*_a	b^*_a	$C^*_{ab,a}$	$h^*_{ab,a}$
OMa	56.71	67.03	38.7	77.4	30
YMa	56.71	0.0	77.4	77.4	90
LMa	56.71	-67.02	38.7	77.4	150
CMa	56.71	-67.02	-38.69	77.4	210
VMa	56.71	0.0	-77.39	77.4	270
MMa	56.71	67.03	-38.69	77.4	330
NMa	18.01	0.0	0.0	0.0	0
WMa	95.41	0.0	0.0	0.0	0
RCIE	39.92	58.74	27.99	65.07	25
JCIE	81.26	-2.88	71.56	71.62	92
GCIE	52.23	-42.41	13.6	44.55	162
BCIE	30.57	1.41	-46.46	46.49	272

%Gamut
 $u^*_{rel} = 100$
 %Regularity
 $g^*_{H,rel} = 100$
 $g^*_{C,rel} = 100$

Output: Colorimetric Offset Reflective System ORS18

for hue $h^* = lab^*h = 305/360 = 0.847$
 lab^*tch and lab^*nch

D65: hue V
 LCH*Ma: 26 54 305
 olv*Ma: 0.0 0.0 1.0
 triangle lightness t^*



ORS18; adapted (a) CIELAB data

	$L^*=L^*_a$	a^*_a	b^*_a	$C^*_{ab,a}$	$h^*_{ab,a}$
OMa	47.94	65.39	50.52	82.63	38
YMa	90.37	-10.26	91.75	92.32	96
LMa	50.9	-62.83	34.96	71.91	151
CMa	58.62	-30.34	-45.01	54.3	236
VMa	25.72	31.1	-44.4	54.22	305
MMa	48.13	75.28	-8.36	75.74	354
NMa	18.01	0.0	0.0	0.0	0
WMa	95.41	0.0	0.0	0.0	0
RCIE	39.92	58.66	26.98	64.57	25
JCIE	81.26	-2.16	67.76	67.79	92
GCIE	52.23	-42.25	11.76	43.87	164
BCIE	30.57	1.15	-46.84	46.86	271

%Gamut
 $u^*_{rel} = 93$
 %Regularity
 $g^*_{H,rel} = 57$
 $g^*_{C,rel} = 59$

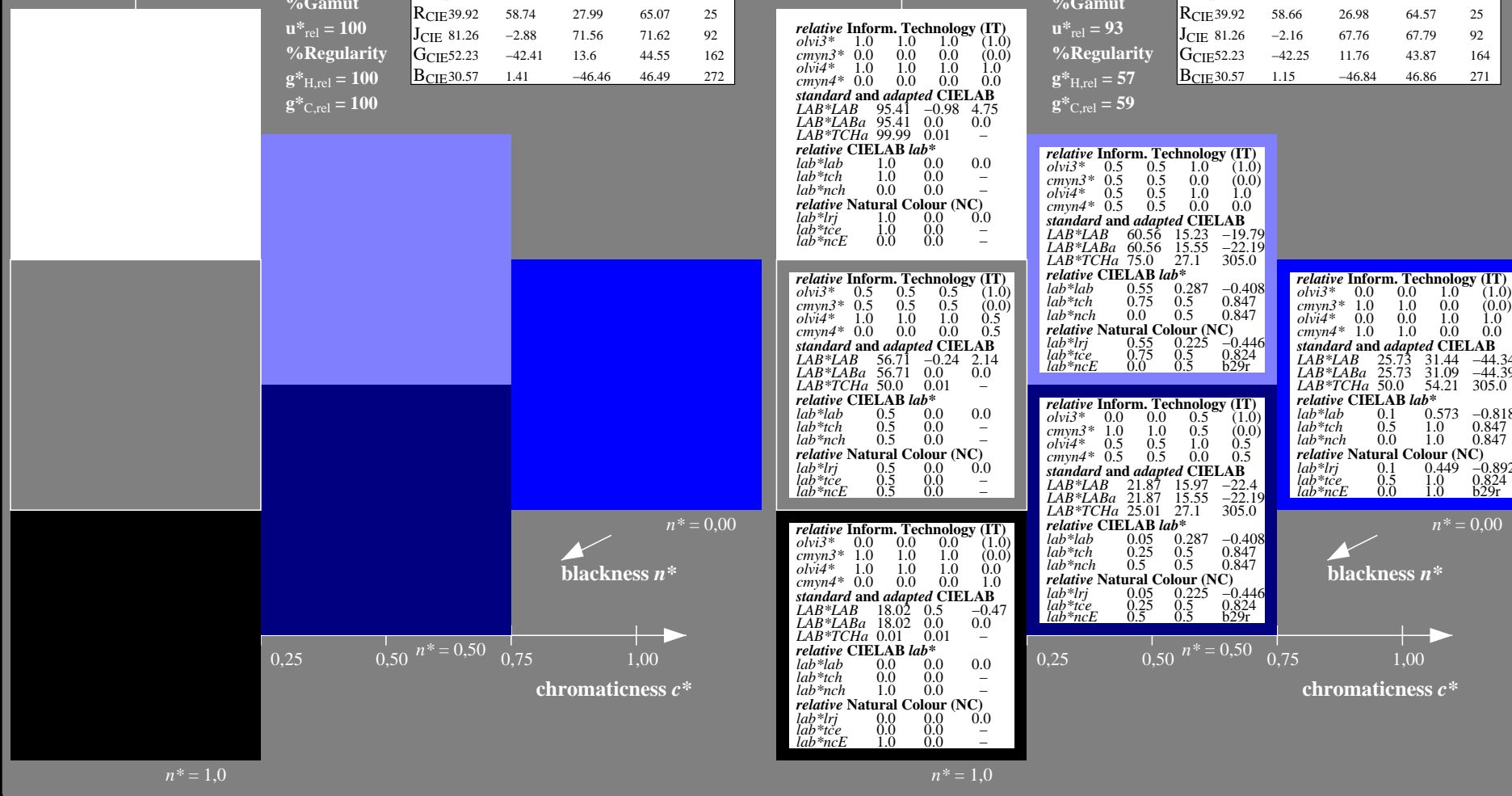
relative Inform. Technology (IT)
 $olvi3^* = 1.0 \ 1.0 \ 1.0 \ (1.0)$
 $cmyn3^* = 0.0 \ 0.0 \ 0.0 \ (0.0)$
 $olvi4^* = 1.0 \ 1.0 \ 1.0 \ 1.0$
 $cmyn4^* = 0.0 \ 0.0 \ 0.0 \ 0.0$
standard and adapted CIELAB
 $LAB^*LAB = 95.41 \ -0.98 \ 4.75$
 $LAB^*LABa = 95.41 \ 0.0 \ 0.0$
 $LAB^*TCHa = 99.99 \ 0.01 \ -$
relative CIELAB lab*
 $lab^*lab = 1.0 \ 0.0 \ 0.0$
 $lab^*tch = 1.0 \ 0.0 \ -$
 $lab^*nch = 0.0 \ 0.0 \ -$
relative Natural Colour (NC)
 $lab^*lrj = 1.0 \ 0.0 \ 0.0$
 $lab^*tce = 1.0 \ 0.0 \ -$
 $lab^*nce = 0.0 \ 0.0 \ -$

relative Inform. Technology (IT)
 $olvi3^* = 0.5 \ 0.5 \ 1.0 \ (1.0)$
 $cmyn3^* = 0.5 \ 0.5 \ 0.0 \ (0.0)$
 $olvi4^* = 0.5 \ 0.5 \ 1.0 \ 1.0$
 $cmyn4^* = 0.5 \ 0.5 \ 0.0 \ 0.0$
standard and adapted CIELAB
 $LAB^*LAB = 60.56 \ 15.23 \ -19.79$
 $LAB^*LABa = 60.56 \ 15.55 \ -22.19$
 $LAB^*TCHa = 75.0 \ 27.1 \ 305.0$
relative CIELAB lab*
 $lab^*lab = 0.55 \ 0.287 \ -0.408$
 $lab^*tch = 0.75 \ 0.5 \ 0.847$
 $lab^*nch = 0.0 \ 0.5 \ 0.847$
relative Natural Colour (NC)
 $lab^*lrj = 0.55 \ 0.225 \ -0.446$
 $lab^*tce = 0.75 \ 0.5 \ 0.824$
 $lab^*nce = 0.0 \ 0.5 \ b29r$

relative Inform. Technology (IT)
 $olvi3^* = 0.5 \ 0.5 \ 0.5 \ (1.0)$
 $cmyn3^* = 0.5 \ 0.5 \ 0.5 \ (0.0)$
 $olvi4^* = 1.0 \ 1.0 \ 1.0 \ 0.5$
 $cmyn4^* = 0.0 \ 0.0 \ 0.0 \ 0.5$
standard and adapted CIELAB
 $LAB^*LAB = 56.71 \ -0.24 \ 2.14$
 $LAB^*LABa = 56.71 \ 0.0 \ 0.0$
 $LAB^*TCHa = 50.0 \ 0.01 \ -$
relative CIELAB lab*
 $lab^*lab = 0.5 \ 0.0 \ 0.0$
 $lab^*tch = 0.5 \ 0.0 \ -$
 $lab^*nch = 0.5 \ 0.0 \ -$
relative Natural Colour (NC)
 $lab^*lrj = 0.5 \ 0.0 \ 0.0$
 $lab^*tce = 0.5 \ 0.0 \ -$
 $lab^*nce = 0.5 \ 0.0 \ -$

relative Inform. Technology (IT)
 $olvi3^* = 0.0 \ 0.0 \ 0.5 \ (1.0)$
 $cmyn3^* = 1.0 \ 1.0 \ 0.5 \ (0.0)$
 $olvi4^* = 0.5 \ 0.5 \ 1.0 \ 0.5$
 $cmyn4^* = 0.5 \ 0.5 \ 0.0 \ 0.5$
standard and adapted CIELAB
 $LAB^*LAB = 21.87 \ 15.97 \ -22.4$
 $LAB^*LABa = 21.87 \ 15.55 \ -22.19$
 $LAB^*TCHa = 25.01 \ 27.1 \ 305.0$
relative CIELAB lab*
 $lab^*lab = 0.05 \ 0.287 \ -0.408$
 $lab^*tch = 0.25 \ 0.5 \ 0.847$
 $lab^*nch = 0.5 \ 0.5 \ 0.847$
relative Natural Colour (NC)
 $lab^*lrj = 0.05 \ 0.225 \ -0.446$
 $lab^*tce = 0.25 \ 0.5 \ 0.824$
 $lab^*nce = 0.5 \ 0.5 \ b29r$

relative Inform. Technology (IT)
 $olvi3^* = 0.0 \ 0.0 \ 1.0 \ (1.0)$
 $cmyn3^* = 1.0 \ 1.0 \ 0.0 \ (0.0)$
 $olvi4^* = 0.0 \ 0.0 \ 1.0 \ 1.0$
 $cmyn4^* = 1.0 \ 1.0 \ 0.0 \ 0.0$
standard and adapted CIELAB
 $LAB^*LAB = 25.73 \ 31.44 \ -44.34$
 $LAB^*LABa = 25.73 \ 31.09 \ -44.39$
 $LAB^*TCHa = 50.0 \ 54.21 \ 305.0$
relative CIELAB lab*
 $lab^*lab = 0.1 \ 0.573 \ -0.818$
 $lab^*tch = 0.5 \ 1.0 \ 0.847$
 $lab^*nch = 0.0 \ 1.0 \ 0.847$
relative Natural Colour (NC)
 $lab^*lrj = 0.1 \ 0.449 \ -0.892$
 $lab^*tce = 0.5 \ 1.0 \ 0.824$
 $lab^*nce = 0.0 \ 1.0 \ b29r$



NE070-7, 3 step scales for constant CIELAB hue 270/360 = 0.75 (left)

3 step scales for constant CIELAB hue 305/360 = 0.847 (right)

BAM-test chart NE07; Colorimetric systems SRS18 & ORS18
 D65: 3 step colour scales and coordinate data for 10 hues

input: $olv^* setrgbcolor$
 output: no change compared to input

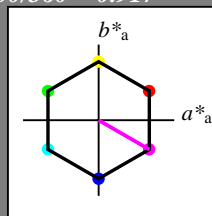
See for similar files: <http://www.ps.bam.de/NE07/>
 Technical information: <http://www.ps.bam.de>
 Version 2.1, io=1,1

BAM registration: 20060101-NE07/10Q/Q07E04NP.PS/.PDF BAM material: code=rh4ta
 application for evaluation and measurement of printer or monitor systems
 /NE07/ Form 5/10, Serie: 1/1, Page: 5 Page count: 5

Input: Colorimetric Standard Reflective System SRS18

for hue $h^* = lab^*h = 330/360 = 0.917$
 lab^*tch and lab^*nch

D65: hue M
 LCH*Ma: 57 77 330
 olv*Ma: 1.0 0.0 1.0
 triangle lightness t^*



SRS18; adapted (a) CIELAB data

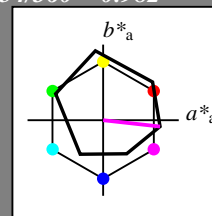
	$L^*=L^*_a$	a^*_a	b^*_a	$C^*_{ab,a}$	$h^*_{ab,a}$
OMa	56.71	67.03	38.7	77.4	30
YMa	56.71	0.0	77.4	77.4	90
LMa	56.71	-67.02	38.7	77.4	150
CMa	56.71	-67.02	-38.69	77.4	210
VMa	56.71	0.0	-77.39	77.4	270
MMa	56.71	67.03	-38.69	77.4	330
NMa	18.01	0.0	0.0	0.0	0
WMa	95.41	0.0	0.0	0.0	0
RCIE	39.92	58.74	27.99	65.07	25
JCIE	81.26	-2.88	71.56	71.62	92
GCIE	52.23	-42.41	13.6	44.55	162
BCIE	30.57	1.41	-46.46	46.49	272

%Gamut
 $u^*_{rel} = 100$
 %Regularity
 $g^*_{H,rel} = 100$
 $g^*_{C,rel} = 100$

Output: Colorimetric Offset Reflective System ORS18

for hue $h^* = lab^*h = 354/360 = 0.982$
 lab^*tch and lab^*nch

D65: hue M
 LCH*Ma: 48 76 354
 olv*Ma: 1.0 0.0 1.0
 triangle lightness t^*



ORS18; adapted (a) CIELAB data

	$L^*=L^*_a$	a^*_a	b^*_a	$C^*_{ab,a}$	$h^*_{ab,a}$
OMa	47.94	65.39	50.52	82.63	38
YMa	90.37	-10.26	91.75	92.32	96
LMa	50.9	-62.83	34.96	71.91	151
CMa	58.62	-30.34	-45.01	54.3	236
VMa	25.72	31.1	-44.4	54.22	305
MMa	48.13	75.28	-8.36	75.74	354
NMa	18.01	0.0	0.0	0.0	0
WMa	95.41	0.0	0.0	0.0	0
RCIE	39.92	58.66	26.98	64.57	25
JCIE	81.26	-2.16	67.76	67.79	92
GCIE	52.23	-42.25	11.76	43.87	164
BCIE	30.57	1.15	-46.84	46.86	271

%Gamut
 $u^*_{rel} = 93$
 %Regularity
 $g^*_{H,rel} = 57$
 $g^*_{C,rel} = 59$

relative Inform. Technology (IT)

olvi3*	1.0	1.0	1.0	(1.0)
cmyn3*	0.0	0.0	0.0	(0.0)
olvi4*	1.0	1.0	1.0	1.0
cmyn4*	0.0	0.0	0.0	0.0

standard and adapted CIELAB

LAB*LAB	95.41	-0.98	4.75
LAB*LABa	95.41	0.0	0.0
LAB*TCHa	99.99	0.01	-

relative CIELAB lab*

lab*lab	1.0	0.0	0.0
lab*tch	1.0	0.0	-
lab*nch	0.0	0.0	-

relative Natural Colour (NC)

lab*lrj	1.0	0.0	0.0
lab*tce	1.0	0.0	-
lab*nce	0.0	0.0	-

relative Inform. Technology (IT)

olvi3*	1.0	0.5	1.0	(1.0)
cmyn3*	0.0	0.5	0.0	(0.0)
olvi4*	1.0	0.5	1.0	1.0
cmyn4*	0.0	0.5	0.0	0.0

standard and adapted CIELAB

LAB*LAB	71.77	37.1	-1.01
LAB*LABa	71.77	37.63	-4.17
LAB*TCHa	75.0	37.86	353.66

relative CIELAB lab*

lab*lab	0.695	0.497	-0.054
lab*tch	0.75	0.5	0.982
lab*nch	0.0	0.5	0.982

relative Natural Colour (NC)

lab*lrj	0.695	0.454	-0.208
lab*tce	0.75	0.5	0.932
lab*nce	0.0	0.5	0.72r

relative Inform. Technology (IT)

olvi3*	0.5	0.5	0.5	(1.0)
cmyn3*	0.5	0.5	0.5	(0.0)
olvi4*	1.0	1.0	1.0	0.5
cmyn4*	0.0	0.0	0.0	0.5

standard and adapted CIELAB

LAB*LAB	56.71	-0.24	2.14
LAB*LABa	56.71	0.0	0.0
LAB*TCHa	50.0	0.01	-

relative CIELAB lab*

lab*lab	0.5	0.0	0.0
lab*tch	0.5	0.0	-
lab*nch	0.5	0.0	-

relative Natural Colour (NC)

lab*lrj	0.5	0.0	0.0
lab*tce	0.5	0.0	-
lab*nce	0.5	0.0	-

relative Inform. Technology (IT)

olvi3*	0.5	0.0	0.5	(1.0)
cmyn3*	0.5	1.0	0.5	(0.0)
olvi4*	1.0	0.5	1.0	0.5
cmyn4*	0.0	0.5	0.0	0.5

standard and adapted CIELAB

LAB*LAB	33.07	37.84	-3.62
LAB*LABa	33.07	37.63	-4.17
LAB*TCHa	25.01	37.86	353.66

relative CIELAB lab*

lab*lab	0.195	0.497	-0.054
lab*tch	0.25	0.5	0.982
lab*nch	0.5	0.5	0.982

relative Natural Colour (NC)

lab*lrj	0.195	0.454	-0.208
lab*tce	0.25	0.5	0.932
lab*nce	0.5	0.5	0.72r

relative Inform. Technology (IT)

olvi3*	1.0	0.0	1.0	(1.0)
cmyn3*	0.0	1.0	0.0	(0.0)
olvi4*	1.0	0.0	1.0	1.0
cmyn4*	0.0	1.0	0.0	0.0

standard and adapted CIELAB

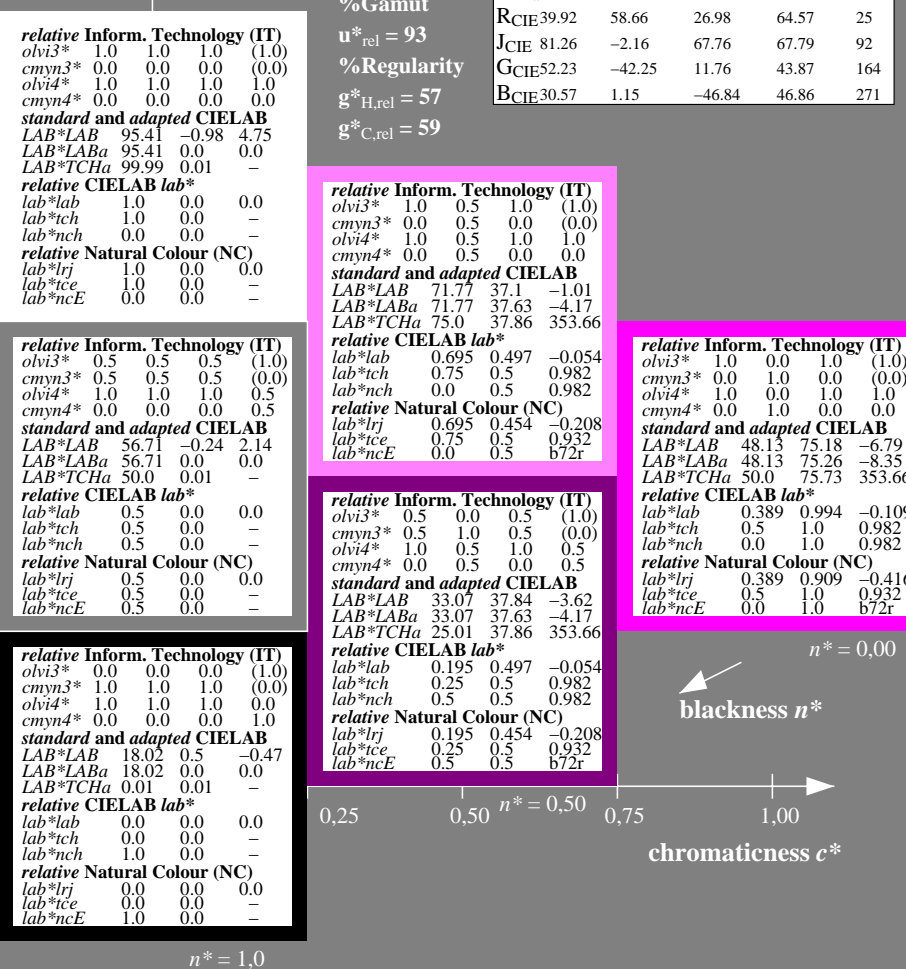
LAB*LAB	48.13	75.18	-6.79
LAB*LABa	48.13	75.26	-8.35
LAB*TCHa	50.0	75.73	353.66

relative CIELAB lab*

lab*lab	0.389	0.994	-0.109
lab*tch	0.5	1.0	0.982
lab*nch	0.0	1.0	0.982

relative Natural Colour (NC)

lab*lrj	0.389	0.909	-0.416
lab*tce	0.5	1.0	0.932
lab*nce	0.0	1.0	0.72r



NE070-7, 3 step scales for constant CIELAB hue 330/360 = 0.917 (left)

3 step scales for constant CIELAB hue 354/360 = 0.982 (right)

BAM-test chart NE07; Colorimetric systems SRS18 & ORS18
 D65: 3 step colour scales and coordinate data for 10 hues

input: olv* setrgbcolor
 output: no change compared to input

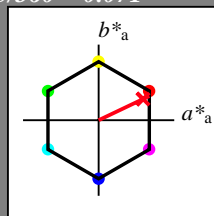
See for similar files: <http://www.ps.bam.de/NE07/>
 Technical information: <http://www.ps.bam.de> Version 2.1, io=1,1

BAM registration: 20060101-NE07/10Q/Q07E05NP.PS/.PDF BAM material: code=rh4ta
 application for evaluation and measurement of printer or monitor systems
 /NE07/ Form: 6/10, Serie: 1/1, Page: 6 Page count: 6

Input: Colorimetric Standard Reflective System SRS18

for hue $h^* = lab^*h = 25/360 = 0.071$
 lab^*tch and lab^*nch

D65: hue R
 LCH*Ma: 57 74 25
 olv*Ma: 1.0 0.0 0.09
 triangle lightness t^*



SRS18; adapted (a) CIELAB data

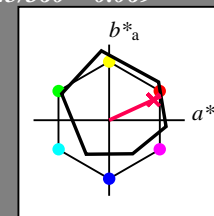
	$L^*=L^*_a$	a^*_a	b^*_a	$C^*_{ab,a}$	$h^*_{ab,a}$
OMa	56.71	67.03	38.7	77.4	30
YMa	56.71	0.0	77.4	77.4	90
LMa	56.71	-67.02	38.7	77.4	150
CMa	56.71	-67.02	-38.69	77.4	210
VMa	56.71	0.0	-77.39	77.4	270
MMa	56.71	67.03	-38.69	77.4	330
NMa	18.01	0.0	0.0	0.0	0
WMa	95.41	0.0	0.0	0.0	0
RCIE	39.92	58.74	27.99	65.07	25
JCIE	81.26	-2.88	71.56	71.62	92
GCIE	52.23	-42.41	13.6	44.55	162
BCIE	30.57	1.41	-46.46	46.49	272

%Gamut
 $u^*_{rel} = 100$
 %Regularity
 $g^*_{H,rel} = 100$
 $g^*_{C,rel} = 100$

Output: Colorimetric Offset Reflective System ORS18

for hue $h^* = lab^*h = 25/360 = 0.069$
 lab^*tch and lab^*nch

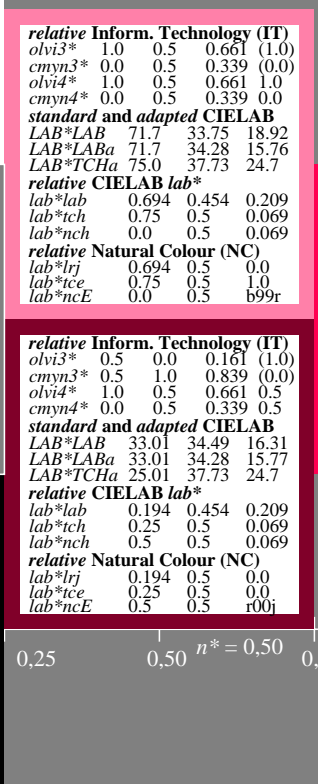
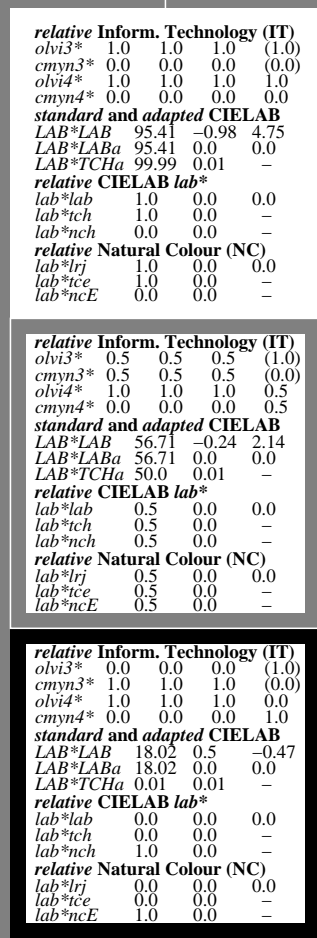
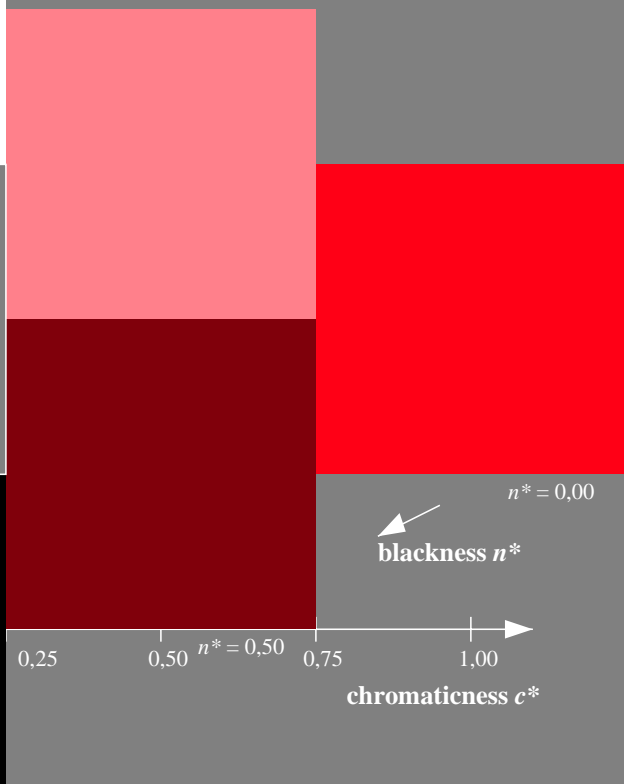

D65: hue R
 LCH*Ma: 48 75 25
 olv*Ma: 1.0 0.0 0.32
 triangle lightness t^*



ORS18; adapted (a) CIELAB data

	$L^*=L^*_a$	a^*_a	b^*_a	$C^*_{ab,a}$	$h^*_{ab,a}$
OMa	47.94	65.39	50.52	82.63	38
YMa	90.37	-10.26	91.75	92.32	96
LMa	50.9	-62.83	34.96	71.91	151
CMa	58.62	-30.34	-45.01	54.3	236
VMa	25.72	31.1	-44.4	54.22	305
MMa	48.13	75.28	-8.36	75.74	354
NMa	18.01	0.0	0.0	0.0	0
WMa	95.41	0.0	0.0	0.0	0
RCIE	39.92	58.66	26.98	64.57	25
JCIE	81.26	-2.16	67.76	67.79	92
GCIE	52.23	-42.25	11.76	43.87	164
BCIE	30.57	1.15	-46.84	46.86	271

%Gamut
 $u^*_{rel} = 93$
 %Regularity
 $g^*_{H,rel} = 57$
 $g^*_{C,rel} = 59$



relative Inform. Technology (IT)
 $olvi3^* = 1.0 \ 1.0 \ 1.0 \ (1.0)$
 $cmyn3^* = 0.0 \ 0.0 \ 0.0 \ (0.0)$
 $olvi4^* = 1.0 \ 1.0 \ 1.0 \ 1.0$
 $cmyn4^* = 0.0 \ 0.0 \ 0.0 \ 0.0$

standard and adapted CIELAB
 $LAB^*LAB = 95.41 \ -0.98 \ 4.75$
 $LAB^*LABa = 95.41 \ 0.0 \ 0.0$
 $LAB^*TCHa = 99.99 \ 0.01 \ -$

relative CIELAB lab*
 $lab^*lab = 1.0 \ 0.0 \ 0.0$
 $lab^*tch = 1.0 \ 0.0 \ -$
 $lab^*nch = 0.0 \ 0.0 \ -$

relative Natural Colour (NC)
 $lab^*lrj = 1.0 \ 0.0 \ 0.0$
 $lab^*tce = 1.0 \ 0.0 \ -$
 $lab^*nce = 0.0 \ 0.0 \ -$

relative Inform. Technology (IT)
 $olvi3^* = 0.5 \ 0.5 \ 0.5 \ (1.0)$
 $cmyn3^* = 0.5 \ 0.5 \ 0.5 \ (0.0)$
 $olvi4^* = 1.0 \ 1.0 \ 1.0 \ 0.5$
 $cmyn4^* = 0.0 \ 0.0 \ 0.0 \ 0.5$

standard and adapted CIELAB
 $LAB^*LAB = 56.71 \ -0.24 \ 2.14$
 $LAB^*LABa = 56.71 \ 0.0 \ 0.0$
 $LAB^*TCHa = 50.0 \ 0.01 \ -$

relative CIELAB lab*
 $lab^*lab = 0.5 \ 0.0 \ 0.0$
 $lab^*tch = 0.5 \ 0.0 \ -$
 $lab^*nch = 0.5 \ 0.0 \ -$

relative Natural Colour (NC)
 $lab^*lrj = 0.5 \ 0.0 \ 0.0$
 $lab^*tce = 0.5 \ 0.0 \ -$
 $lab^*nce = 0.5 \ 0.0 \ -$

relative Inform. Technology (IT)
 $olvi3^* = 0.0 \ 0.0 \ 0.0 \ (1.0)$
 $cmyn3^* = 1.0 \ 1.0 \ 1.0 \ (0.0)$
 $olvi4^* = 1.0 \ 1.0 \ 1.0 \ 0.0$
 $cmyn4^* = 0.0 \ 0.0 \ 0.0 \ 1.0$

standard and adapted CIELAB
 $LAB^*LAB = 18.02 \ 0.5 \ -0.47$
 $LAB^*LABa = 18.02 \ 0.0 \ 0.0$
 $LAB^*TCHa = 0.01 \ 0.01 \ -$

relative CIELAB lab*
 $lab^*lab = 0.0 \ 0.0 \ 0.0$
 $lab^*tch = 0.0 \ 0.0 \ -$
 $lab^*nch = 1.0 \ 0.0 \ -$

relative Natural Colour (NC)
 $lab^*lrj = 0.0 \ 0.0 \ 0.0$
 $lab^*tce = 0.0 \ 0.0 \ -$
 $lab^*nce = 1.0 \ 0.0 \ -$

relative Inform. Technology (IT)
 $olvi3^* = 1.0 \ 0.5 \ 0.661 \ (1.0)$
 $cmyn3^* = 0.0 \ 0.5 \ 0.339 \ (0.0)$
 $olvi4^* = 1.0 \ 0.5 \ 0.661 \ 1.0$
 $cmyn4^* = 0.0 \ 0.5 \ 0.339 \ 0.0$

standard and adapted CIELAB
 $LAB^*LAB = 71.7 \ 33.75 \ 18.92$
 $LAB^*LABa = 71.7 \ 34.28 \ 15.76$
 $LAB^*TCHa = 75.0 \ 37.73 \ 24.7$

relative CIELAB lab*
 $lab^*lab = 0.694 \ 0.454 \ 0.209$
 $lab^*tch = 0.75 \ 0.5 \ 0.069$
 $lab^*nch = 0.0 \ 0.5 \ 0.069$

relative Natural Colour (NC)
 $lab^*lrj = 0.694 \ 0.5 \ 0.0$
 $lab^*tce = 0.75 \ 0.5 \ 1.0$
 $lab^*nce = 0.0 \ 0.5 \ 0.99r$

relative Inform. Technology (IT)
 $olvi3^* = 0.5 \ 0.0 \ 0.161 \ (1.0)$
 $cmyn3^* = 0.5 \ 1.0 \ 0.839 \ (0.0)$
 $olvi4^* = 1.0 \ 0.5 \ 0.661 \ 0.5$
 $cmyn4^* = 0.0 \ 0.5 \ 0.339 \ 0.5$

standard and adapted CIELAB
 $LAB^*LAB = 33.01 \ 34.49 \ 16.31$
 $LAB^*LABa = 33.01 \ 34.28 \ 15.77$
 $LAB^*TCHa = 25.01 \ 37.73 \ 24.7$

relative CIELAB lab*
 $lab^*lab = 0.194 \ 0.454 \ 0.209$
 $lab^*tch = 0.25 \ 0.5 \ 0.069$
 $lab^*nch = 0.5 \ 0.5 \ 0.069$

relative Natural Colour (NC)
 $lab^*lrj = 0.194 \ 0.5 \ 0.0$
 $lab^*tce = 0.25 \ 0.5 \ 0.0$
 $lab^*nce = 0.5 \ 0.5 \ 0.00j$

relative Inform. Technology (IT)
 $olvi3^* = 1.0 \ 0.0 \ 0.322 \ (1.0)$
 $cmyn3^* = 0.0 \ 1.0 \ 0.678 \ (0.0)$
 $olvi4^* = 1.0 \ 0.0 \ 0.322 \ 1.0$
 $cmyn4^* = 0.0 \ 1.0 \ 0.678 \ 0.0$

standard and adapted CIELAB
 $LAB^*LAB = 48.0 \ 68.48 \ 33.09$
 $LAB^*LABa = 48.0 \ 68.56 \ 31.53$
 $LAB^*TCHa = 50.0 \ 75.47 \ 24.7$

relative CIELAB lab*
 $lab^*lab = 0.388 \ 0.908 \ 0.418$
 $lab^*tch = 0.5 \ 1.0 \ 0.069$
 $lab^*nch = 0.0 \ 1.0 \ 0.069$

relative Natural Colour (NC)
 $lab^*lrj = 0.388 \ 1.0 \ 0.0$
 $lab^*tce = 0.5 \ 1.0 \ 0.0$
 $lab^*nce = 0.0 \ 1.0 \ 0.00j$

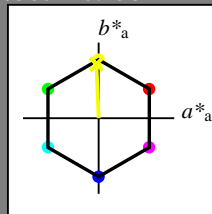
See for similar files: <http://www.ps.bam.de/NE07/>
 Technical information: <http://www.ps.bam.de> Version 2.1, io=1,1

BAM registration: 20060101-NE07/10Q/Q07E06NP.PS/.PDF BAM material: code=rh4ta
 application for evaluation and measurement of printer or monitor systems
 /NE07/ Form: 7/10, Serie: 1/1, Page: 7 Page count: 7

Input: Colorimetric Standard Reflective System SRS18

for hue $h^* = lab^*h = 92/360 = 0.256$
 lab^*tch and lab^*nch

D65: hue J
 LCH*Ma: 57 76 92
 olv*Ma: 0.95 1.0 0.0
 triangle lightness t^*



SRS18; adapted (a) CIELAB data

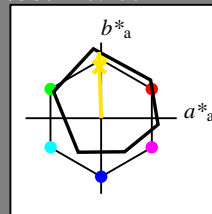
	$L^*=L^*_a$	a^*_a	b^*_a	$C^*_{ab,a}$	$h^*_{ab,a}$
OMa	56.71	67.03	38.7	77.4	30
YMa	56.71	0.0	77.4	77.4	90
LMa	56.71	-67.02	38.7	77.4	150
CMa	56.71	-67.02	-38.69	77.4	210
VMa	56.71	0.0	-77.39	77.4	270
MMa	56.71	67.03	-38.69	77.4	330
NMa	18.01	0.0	0.0	0.0	0
WMa	95.41	0.0	0.0	0.0	0
RCIE	39.92	58.74	27.99	65.07	25
JCIE	81.26	-2.88	71.56	71.62	92
GCIE	52.23	-42.41	13.6	44.55	162
BCIE	30.57	1.41	-46.46	46.49	272

%Gamut
 $u^*_{rel} = 100$
 %Regularity
 $g^*_{H,rel} = 100$
 $g^*_{C,rel} = 100$

Output: Colorimetric Offset Reflective System ORS18

for hue $h^* = lab^*h = 92/360 = 0.255$
 lab^*tch and lab^*nch

D65: hue J
 LCH*Ma: 86 88 92
 olv*Ma: 1.0 0.9 0.0
 triangle lightness t^*



ORS18; adapted (a) CIELAB data

	$L^*=L^*_a$	a^*_a	b^*_a	$C^*_{ab,a}$	$h^*_{ab,a}$
OMa	47.94	65.39	50.52	82.63	38
YMa	90.37	-10.26	91.75	92.32	96
LMa	50.9	-62.83	34.96	71.91	151
CMa	58.62	-30.34	-45.01	54.3	236
VMa	25.72	31.1	-44.4	54.22	305
MMa	48.13	75.28	-8.36	75.74	354
NMa	18.01	0.0	0.0	0.0	0
WMa	95.41	0.0	0.0	0.0	0
RCIE	39.92	58.66	26.98	64.57	25
JCIE	81.26	-2.16	67.76	67.79	92
GCIE	52.23	-42.25	11.76	43.87	164
BCIE	30.57	1.15	-46.84	46.86	271

%Gamut
 $u^*_{rel} = 93$
 %Regularity
 $g^*_{H,rel} = 57$
 $g^*_{C,rel} = 59$

relative Inform. Technology (IT)
 $olvi3^* = 1.0 \ 1.0 \ 1.0 \ (1.0)$
 $cmyn3^* = 0.0 \ 0.0 \ 0.0 \ (0.0)$
 $olvi4^* = 1.0 \ 1.0 \ 1.0 \ 1.0$
 $cmyn4^* = 0.0 \ 0.0 \ 0.0 \ 0.0$

standard and adapted CIELAB
 $LAB^*LAB = 95.41 \ -0.98 \ 4.75$
 $LAB^*LABa = 95.41 \ 0.0 \ 0.0$
 $LAB^*TCHa = 99.99 \ 0.01 \ -$

relative CIELAB lab*
 $lab^*lab = 1.0 \ 0.0 \ 0.0$
 $lab^*tch = 1.0 \ 0.0 \ -$
 $lab^*nch = 0.0 \ 0.0 \ -$

relative Natural Colour (NC)
 $lab^*lrj = 1.0 \ 0.0 \ 0.0$
 $lab^*tce = 1.0 \ 0.0 \ -$
 $lab^*nce = 0.0 \ 0.0 \ -$

relative Inform. Technology (IT)
 $olvi3^* = 0.5 \ 0.5 \ 0.5 \ (1.0)$
 $cmyn3^* = 0.5 \ 0.5 \ 0.5 \ (0.0)$
 $olvi4^* = 1.0 \ 1.0 \ 1.0 \ 0.5$
 $cmyn4^* = 0.0 \ 0.0 \ 0.0 \ 0.5$

standard and adapted CIELAB
 $LAB^*LAB = 56.71 \ -0.24 \ 2.14$
 $LAB^*LABa = 56.71 \ 0.0 \ 0.0$
 $LAB^*TCHa = 50.0 \ 0.01 \ -$

relative CIELAB lab*
 $lab^*lab = 0.5 \ 0.0 \ 0.0$
 $lab^*tch = 0.5 \ 0.0 \ -$
 $lab^*nch = 0.5 \ 0.0 \ -$

relative Natural Colour (NC)
 $lab^*lrj = 0.5 \ 0.0 \ 0.0$
 $lab^*tce = 0.5 \ 0.0 \ -$
 $lab^*nce = 0.5 \ 0.0 \ -$

relative Inform. Technology (IT)
 $olvi3^* = 0.0 \ 0.0 \ 0.0 \ (1.0)$
 $cmyn3^* = 1.0 \ 1.0 \ 1.0 \ (0.0)$
 $olvi4^* = 1.0 \ 1.0 \ 1.0 \ 0.0$
 $cmyn4^* = 0.0 \ 0.0 \ 0.0 \ 1.0$

standard and adapted CIELAB
 $LAB^*LAB = 18.02 \ 0.5 \ -0.47$
 $LAB^*LABa = 18.02 \ 0.0 \ 0.0$
 $LAB^*TCHa = 0.01 \ 0.01 \ -$

relative CIELAB lab*
 $lab^*lab = 0.0 \ 0.0 \ 0.0$
 $lab^*tch = 0.0 \ 0.0 \ -$
 $lab^*nch = 1.0 \ 0.0 \ -$

relative Natural Colour (NC)
 $lab^*lrj = 0.0 \ 0.0 \ 0.0$
 $lab^*tce = 0.0 \ 0.0 \ -$
 $lab^*nce = 1.0 \ 0.0 \ -$

relative Inform. Technology (IT)
 $olvi3^* = 1.0 \ 0.951 \ 0.5 \ (1.0)$
 $cmyn3^* = 0.0 \ 0.049 \ 0.5 \ (0.0)$
 $olvi4^* = 1.0 \ 0.951 \ 0.5 \ 1.0$
 $cmyn4^* = 0.0 \ 0.049 \ 0.5 \ 0.0$

standard and adapted CIELAB
 $LAB^*LAB = 90.8 \ -2.3 \ 48.29$
 $LAB^*LABa = 90.8 \ -1.4 \ 43.84$
 $LAB^*TCHa = 75.0 \ 43.86 \ 91.85$

relative CIELAB lab*
 $lab^*lab = 0.94 \ -0.015 \ 0.5$
 $lab^*tch = 0.75 \ 0.5 \ 0.255$
 $lab^*nch = 0.0 \ 0.5 \ 0.255$

relative Natural Colour (NC)
 $lab^*lrj = 0.94 \ 0.0 \ 0.5$
 $lab^*tce = 0.75 \ 0.5 \ 0.25$
 $lab^*nce = 0.0 \ 0.5 \ j00g$

relative Inform. Technology (IT)
 $olvi3^* = 0.5 \ 0.451 \ 0.0 \ (1.0)$
 $cmyn3^* = 0.5 \ 0.549 \ 1.0 \ (0.0)$
 $olvi4^* = 1.0 \ 0.951 \ 0.5 \ 0.5$
 $cmyn4^* = 0.0 \ 0.049 \ 0.5 \ 0.5$

standard and adapted CIELAB
 $LAB^*LAB = 52.1 \ -1.55 \ 45.67$
 $LAB^*LABa = 52.1 \ -1.39 \ 43.83$
 $LAB^*TCHa = 25.01 \ 43.86 \ 91.84$

relative CIELAB lab*
 $lab^*lab = 0.44 \ -0.015 \ 0.5$
 $lab^*tch = 0.25 \ 0.5 \ 0.255$
 $lab^*nch = 0.5 \ 0.5 \ 0.255$

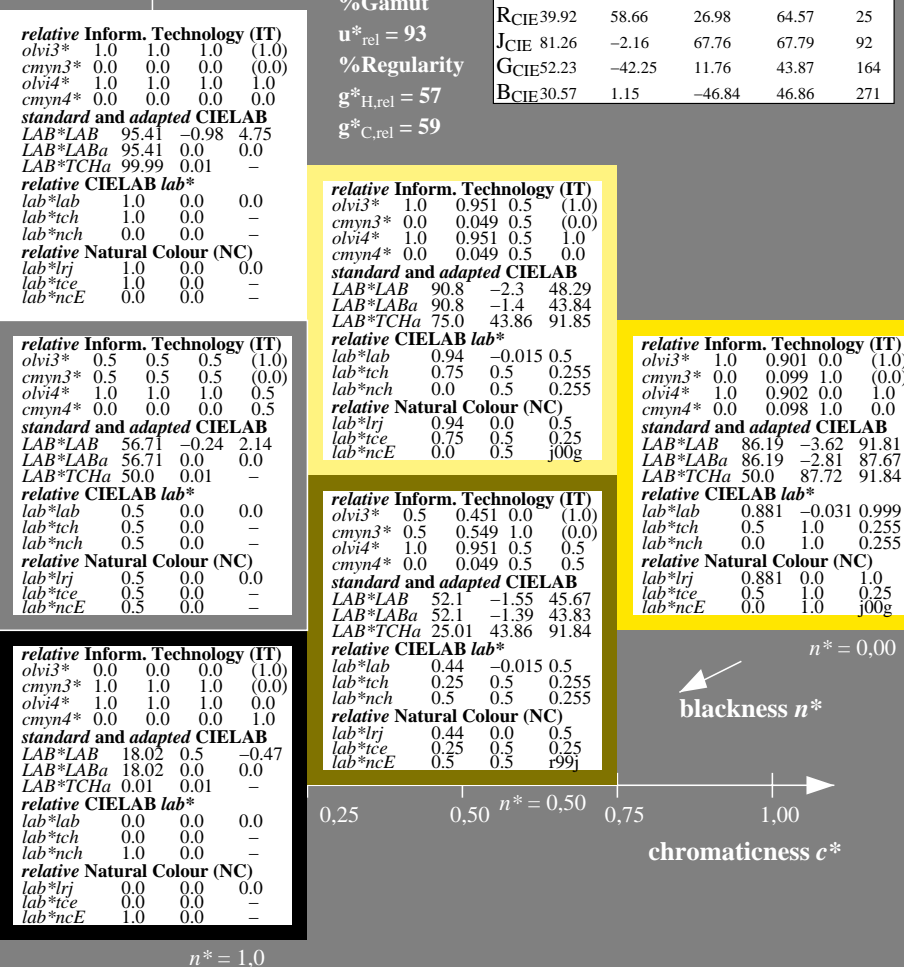
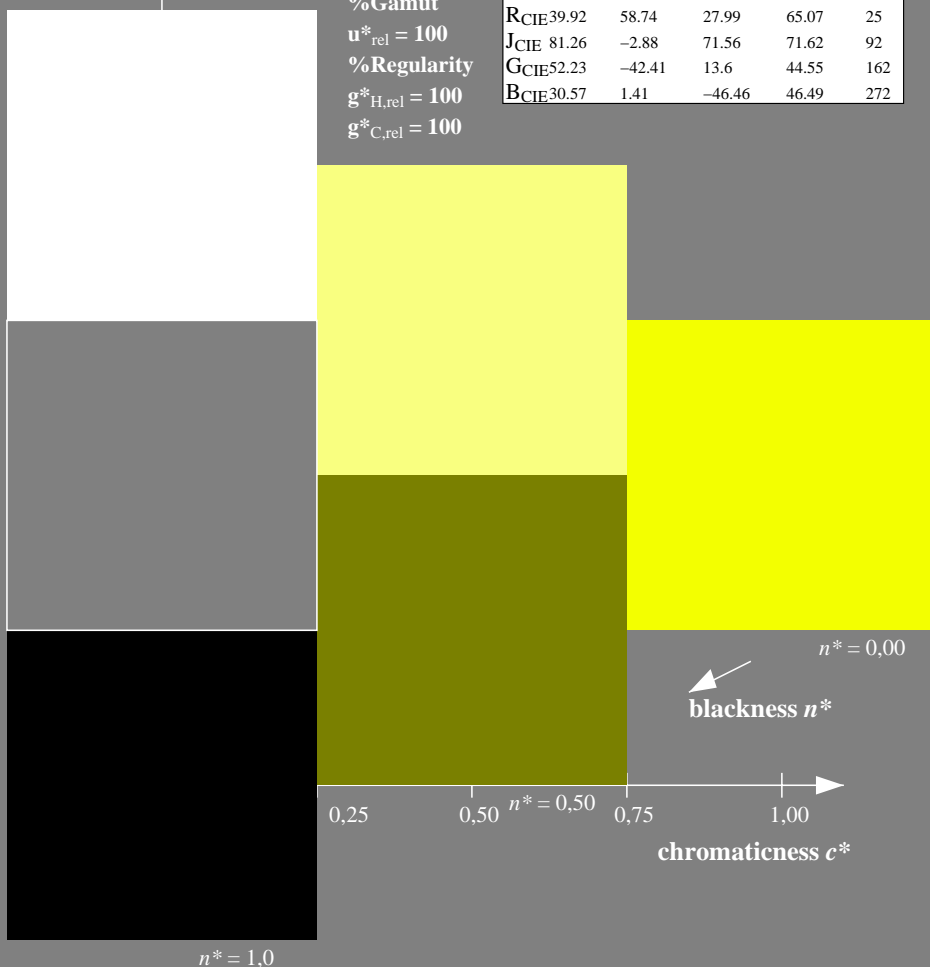
relative Natural Colour (NC)
 $lab^*lrj = 0.44 \ 0.0 \ 0.5$
 $lab^*tce = 0.25 \ 0.5 \ 0.25$
 $lab^*nce = 0.5 \ 0.5 \ j99j$

relative Inform. Technology (IT)
 $olvi3^* = 1.0 \ 0.901 \ 1.0 \ (1.0)$
 $cmyn3^* = 0.0 \ 0.099 \ 1.0 \ (0.0)$
 $olvi4^* = 1.0 \ 0.902 \ 0.0 \ 1.0$
 $cmyn4^* = 0.0 \ 0.098 \ 1.0 \ 0.0$

standard and adapted CIELAB
 $LAB^*LAB = 86.19 \ -3.62 \ 91.81$
 $LAB^*LABa = 86.19 \ -2.81 \ 87.67$
 $LAB^*TCHa = 50.0 \ 87.72 \ 91.84$

relative CIELAB lab*
 $lab^*lab = 0.881 \ -0.031 \ 0.999$
 $lab^*tch = 0.5 \ 1.0 \ 0.255$
 $lab^*nch = 0.0 \ 1.0 \ 0.255$

relative Natural Colour (NC)
 $lab^*lrj = 0.881 \ 0.0 \ 1.0$
 $lab^*tce = 0.5 \ 1.0 \ 0.25$
 $lab^*nce = 0.0 \ 1.0 \ j00g$



NE070-7, 3 step scales for constant CIELAB hue 92/360 = 0.256 (left)

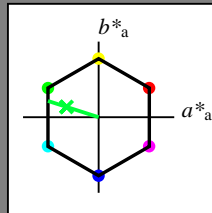
3 step scales for constant CIELAB hue 92/360 = 0.255 (right)

Input: Colorimetric Standard Reflective System SRS18

for hue $h^* = lab^*h = 162/360 = 0.451$
 lab^*tch and lab^*nch

D65: hue G
 LCH*Ma: 57 70 162
 olv*Ma: 0.0 1.0 0.22

triangle lightness t^*



SRS18; adapted (a) CIELAB data

	$L^*=L^*_a$	a^*_a	b^*_a	$C^*_{ab,a}$	$h^*_{ab,a}$
OMa	56.71	67.03	38.7	77.4	30
YMa	56.71	0.0	77.4	77.4	90
LMa	56.71	-67.02	38.7	77.4	150
CMa	56.71	-67.02	-38.69	77.4	210
VMa	56.71	0.0	-77.39	77.4	270
MMa	56.71	67.03	-38.69	77.4	330
NMa	18.01	0.0	0.0	0.0	0
WMa	95.41	0.0	0.0	0.0	0
RCIE	39.92	58.74	27.99	65.07	25
JCIE	81.26	-2.88	71.56	71.62	92
GCIE	52.23	-42.41	13.6	44.55	162
BCIE	30.57	1.41	-46.46	46.49	272

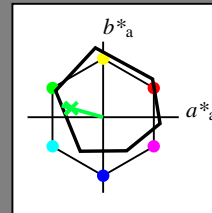
%Gamut
 $u^*_{rel} = 100$
 %Regularity
 $g^*_{H,rel} = 100$
 $g^*_{C,rel} = 100$

Output: Colorimetric Offset Reflective System ORS18

for hue $h^* = lab^*h = 164/360 = 0.457$
 lab^*tch and lab^*nch

D65: hue G
 LCH*Ma: 53 57 164
 olv*Ma: 0.0 1.0 0.25

triangle lightness t^*



ORS18; adapted (a) CIELAB data

	$L^*=L^*_a$	a^*_a	b^*_a	$C^*_{ab,a}$	$h^*_{ab,a}$
OMa	47.94	65.39	50.52	82.63	38
YMa	90.37	-10.26	91.75	92.32	96
LMa	50.9	-62.83	34.96	71.91	151
CMa	58.62	-30.34	-45.01	54.3	236
VMa	25.72	31.1	-44.4	54.22	305
MMa	48.13	75.28	-8.36	75.74	354
NMa	18.01	0.0	0.0	0.0	0
WMa	95.41	0.0	0.0	0.0	0
RCIE	39.92	58.66	26.98	64.57	25
JCIE	81.26	-2.16	67.76	67.79	92
GCIE	52.23	-42.25	11.76	43.87	164
BCIE	30.57	1.15	-46.84	46.86	271

%Gamut
 $u^*_{rel} = 93$
 %Regularity
 $g^*_{H,rel} = 57$
 $g^*_{C,rel} = 59$

relative Inform. Technology (IT)

olvi3*	1.0	1.0	1.0	(1.0)
cmyn3*	0.0	0.0	0.0	(0.0)
olvi4*	1.0	1.0	1.0	1.0
cmyn4*	0.0	0.0	0.0	0.0

standard and adapted CIELAB

LAB*LAB	95.41	-0.98	4.75
LAB*LABa	95.41	0.0	0.0
LAB*TCHa	99.99	0.01	-

relative CIELAB lab*

lab*lab	1.0	0.0	0.0
lab*tch	1.0	0.0	-
lab*nch	0.0	0.0	-

relative Natural Colour (NC)

lab*lrj	1.0	0.0	0.0
lab*tce	1.0	0.0	-
lab*nce	0.0	0.0	-

relative Inform. Technology (IT)

olvi3*	0.5	1.0	0.623	(1.0)
cmyn3*	0.5	0.0	0.377	(0.0)
olvi4*	0.5	1.0	0.623	1.0
cmyn4*	0.5	0.0	0.377	0.0

standard and adapted CIELAB

LAB*LAB	74.1	-27.98	10.94
LAB*LABa	74.1	-27.4	7.62
LAB*TCHa	75.0	28.45	164.46

relative CIELAB lab*

lab*lab	0.725	-0.481	0.134
lab*tch	0.75	0.5	0.457
lab*nch	0.0	0.5	0.457

relative Natural Colour (NC)

lab*lrj	0.725	-0.499	0.0
lab*tce	0.75	0.5	0.5
lab*nce	0.0	0.5	g00b

relative Inform. Technology (IT)

olvi3*	0.5	0.5	0.5	(1.0)
cmyn3*	0.5	0.5	0.5	(0.0)
olvi4*	1.0	1.0	1.0	0.5
cmyn4*	0.0	0.0	0.0	0.5

standard and adapted CIELAB

LAB*LAB	56.71	-0.24	2.14
LAB*LABa	56.71	0.0	0.0
LAB*TCHa	50.0	0.01	-

relative CIELAB lab*

lab*lab	0.5	0.0	0.0
lab*tch	0.5	0.0	-
lab*nch	0.5	0.0	-

relative Natural Colour (NC)

lab*lrj	0.5	0.0	0.0
lab*tce	0.5	0.0	-
lab*nce	0.5	0.0	-

relative Inform. Technology (IT)

olvi3*	0.0	0.5	0.123	(1.0)
cmyn3*	1.0	0.5	0.877	(0.0)
olvi4*	0.5	1.0	0.623	0.5
cmyn4*	0.5	0.0	0.377	0.5

standard and adapted CIELAB

LAB*LAB	35.41	-27.24	8.34
LAB*LABa	35.41	-27.4	7.63
LAB*TCHa	25.01	28.46	164.44

relative CIELAB lab*

lab*lab	0.225	-0.481	0.134
lab*tch	0.25	0.5	0.457
lab*nch	0.5	0.5	0.457

relative Natural Colour (NC)

lab*lrj	0.225	-0.499	0.0
lab*tce	0.25	0.5	0.5
lab*nce	0.5	0.5	g99g

relative Inform. Technology (IT)

olvi3*	0.0	1.0	0.246	(1.0)
cmyn3*	1.0	0.0	0.754	(0.0)
olvi4*	0.0	1.0	0.246	1.0
cmyn4*	1.0	0.0	0.754	0.0

standard and adapted CIELAB

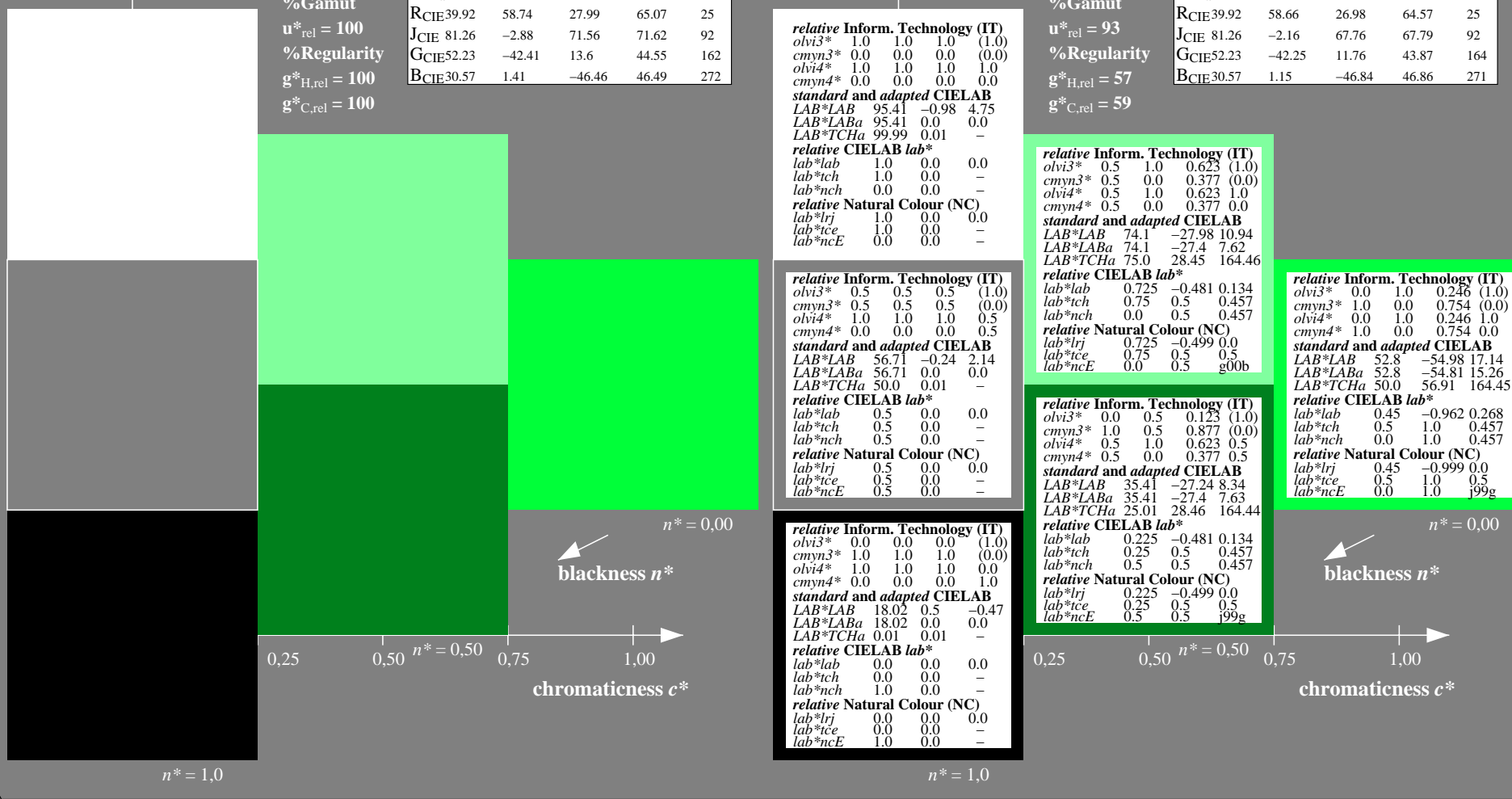
LAB*LAB	52.8	-54.98	17.14
LAB*LABa	52.8	-54.81	15.26
LAB*TCHa	50.0	56.91	164.45

relative CIELAB lab*

lab*lab	0.45	-0.962	0.268
lab*tch	0.5	1.0	0.457
lab*nch	0.0	1.0	0.457

relative Natural Colour (NC)

lab*lrj	0.45	-0.999	0.0
lab*tce	0.5	1.0	0.5
lab*nce	0.0	1.0	g99g



NE070-7, 3 step scales for constant CIELAB hue 162/360 = 0.451 (left)

3 step scales for constant CIELAB hue 164/360 = 0.457 (right)

BAM-test chart NE07; Colorimetric systems SRS18 & ORS18
 D65: 3 step colour scales and coordinate data for 10 hues

input: olv* setrgbcolor
 output: no change compared to input

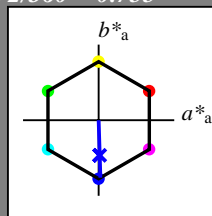
See for similar files: <http://www.ps.bam.de/NE07/>
 Technical information: <http://www.ps.bam.de>
 Version 2.1, io=1,1

BAM registration: 20060101-NE07/10Q/Q07E08NP.PS/.PDF BAM material: code=rh4ta
 application for evaluation and measurement of printer or monitor systems
 /NE07/ Form 9/10, Serie: 1/1, Page: 9 Page count: 9

Input: Colorimetric Standard Reflective System SRS18

for hue $h^* = lab^*h = 272/360 = 0.755$
 lab^*tch and lab^*nch

D65: hue B
 LCH*Ma: 57 76 272
 olv*Ma: 0.03 0.0 1.0
 triangle lightness t^*



SRS18; adapted (a) CIELAB data

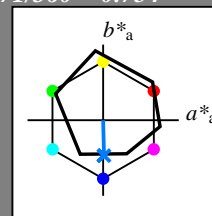
	$L^*=L^*_a$	a^*_a	b^*_a	$C^*_{ab,a}$	$h^*_{ab,a}$
OMa	56.71	67.03	38.7	77.4	30
YMa	56.71	0.0	77.4	77.4	90
LMa	56.71	-67.02	38.7	77.4	150
CMa	56.71	-67.02	-38.69	77.4	210
VMa	56.71	0.0	-77.39	77.4	270
MMa	56.71	67.03	-38.69	77.4	330
NMa	18.01	0.0	0.0	0.0	0
WMa	95.41	0.0	0.0	0.0	0
RCIE	39.92	58.74	27.99	65.07	25
JCIE	81.26	-2.88	71.56	71.62	92
GCIE	52.23	-42.41	13.6	44.55	162
BCIE	30.57	1.41	-46.46	46.49	272

%Gamut
 $u^*_{rel} = 100$
 %Regularity
 $g^*_{H,rel} = 100$
 $g^*_{C,rel} = 100$

Output: Colorimetric Offset Reflective System ORS18

for hue $h^* = lab^*h = 271/360 = 0.754$
 lab^*tch and lab^*nch

D65: hue B
 LCH*Ma: 42 45 271
 olv*Ma: 0.0 0.49 1.0
 triangle lightness t^*



ORS18; adapted (a) CIELAB data

	$L^*=L^*_a$	a^*_a	b^*_a	$C^*_{ab,a}$	$h^*_{ab,a}$
OMa	47.94	65.39	50.52	82.63	38
YMa	90.37	-10.26	91.75	92.32	96
LMa	50.9	-62.83	34.96	71.91	151
CMa	58.62	-30.34	-45.01	54.3	236
VMa	25.72	31.1	-44.4	54.22	305
MMa	48.13	75.28	-8.36	75.74	354
NMa	18.01	0.0	0.0	0.0	0
WMa	95.41	0.0	0.0	0.0	0
RCIE	39.92	58.66	26.98	64.57	25
JCIE	81.26	-2.16	67.76	67.79	92
GCIE	52.23	-42.25	11.76	43.87	164
BCIE	30.57	1.15	-46.84	46.86	271

%Gamut
 $u^*_{rel} = 93$
 %Regularity
 $g^*_{H,rel} = 57$
 $g^*_{C,rel} = 59$

relative Inform. Technology (IT)
 $olvi3^* = 1.0 \ 1.0 \ 1.0 \ (1.0)$
 $cmyn3^* = 0.0 \ 0.0 \ 0.0 \ (0.0)$
 $olvi4^* = 1.0 \ 1.0 \ 1.0 \ 1.0$
 $cmyn4^* = 0.0 \ 0.0 \ 0.0 \ 0.0$
standard and adapted CIELAB
 $LAB^*LAB = 95.41 \ -0.98 \ 4.75$
 $LAB^*LABa = 95.41 \ 0.0 \ 0.0$
 $LAB^*TCHa = 99.99 \ 0.01 \ -$
relative CIELAB lab*
 $lab^*lab = 1.0 \ 0.0 \ 0.0$
 $lab^*tch = 1.0 \ 0.0 \ -$
 $lab^*nch = 0.0 \ 0.0 \ -$
relative Natural Colour (NC)
 $lab^*lrj = 1.0 \ 0.0 \ 0.0$
 $lab^*tce = 1.0 \ 0.0 \ -$
 $lab^*nce = 0.0 \ 0.0 \ -$

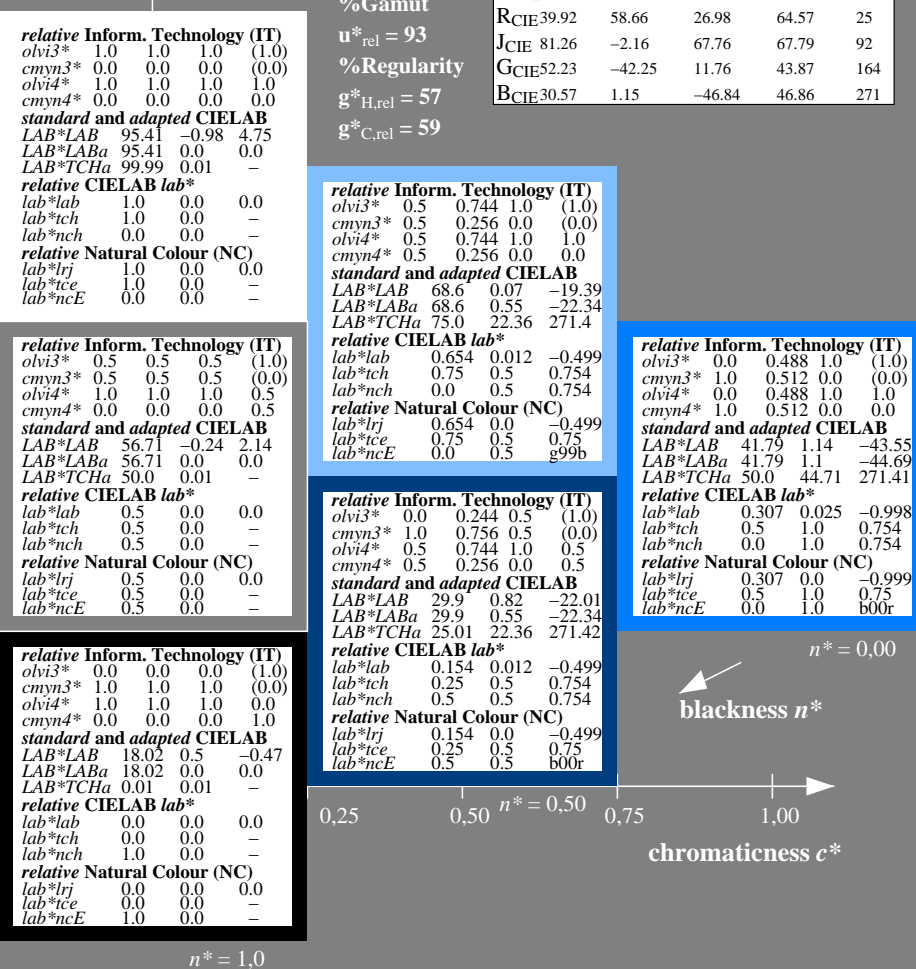

relative Inform. Technology (IT)
 $olvi3^* = 0.5 \ 0.744 \ 1.0 \ (1.0)$
 $cmyn3^* = 0.5 \ 0.256 \ 0.0 \ (0.0)$
 $olvi4^* = 0.5 \ 0.744 \ 1.0 \ 1.0$
 $cmyn4^* = 0.5 \ 0.256 \ 0.0 \ 0.0$
standard and adapted CIELAB
 $LAB^*LAB = 68.6 \ 0.07 \ -19.39$
 $LAB^*LABa = 68.6 \ 0.55 \ -22.34$
 $LAB^*TCHa = 75.0 \ 22.36 \ 271.4$
relative CIELAB lab*
 $lab^*lab = 0.654 \ 0.012 \ -0.499$
 $lab^*tch = 0.75 \ 0.5 \ 0.754$
 $lab^*nch = 0.0 \ 0.5 \ 0.754$
relative Natural Colour (NC)
 $lab^*lrj = 0.654 \ 0.0 \ -0.499$
 $lab^*tce = 0.75 \ 0.5 \ 0.75$
 $lab^*nce = 0.0 \ 0.5 \ g99b$

relative Inform. Technology (IT)
 $olvi3^* = 0.5 \ 0.5 \ 0.5 \ (1.0)$
 $cmyn3^* = 0.5 \ 0.5 \ 0.5 \ (0.0)$
 $olvi4^* = 1.0 \ 1.0 \ 1.0 \ 0.5$
 $cmyn4^* = 0.0 \ 0.0 \ 0.0 \ 0.5$
standard and adapted CIELAB
 $LAB^*LAB = 56.71 \ -0.24 \ 2.14$
 $LAB^*LABa = 56.71 \ 0.0 \ 0.0$
 $LAB^*TCHa = 50.0 \ 0.01 \ -$
relative CIELAB lab*
 $lab^*lab = 0.5 \ 0.0 \ 0.0$
 $lab^*tch = 0.5 \ 0.0 \ -$
 $lab^*nch = 0.5 \ 0.0 \ -$
relative Natural Colour (NC)
 $lab^*lrj = 0.5 \ 0.0 \ 0.0$
 $lab^*tce = 0.5 \ 0.0 \ -$
 $lab^*nce = 0.5 \ 0.0 \ -$

relative Inform. Technology (IT)
 $olvi3^* = 0.0 \ 0.244 \ 0.5 \ (1.0)$
 $cmyn3^* = 1.0 \ 0.756 \ 0.5 \ (0.0)$
 $olvi4^* = 0.5 \ 0.744 \ 1.0 \ 0.5$
 $cmyn4^* = 0.5 \ 0.256 \ 0.0 \ 0.5$
standard and adapted CIELAB
 $LAB^*LAB = 29.9 \ 0.82 \ -22.01$
 $LAB^*LABa = 29.9 \ 0.55 \ -22.34$
 $LAB^*TCHa = 25.01 \ 22.36 \ 271.42$
relative CIELAB lab*
 $lab^*lab = 0.154 \ 0.012 \ -0.499$
 $lab^*tch = 0.25 \ 0.5 \ 0.754$
 $lab^*nch = 0.5 \ 0.5 \ 0.754$
relative Natural Colour (NC)
 $lab^*lrj = 0.154 \ 0.0 \ -0.499$
 $lab^*tce = 0.25 \ 0.5 \ 0.75$
 $lab^*nce = 0.5 \ 0.5 \ b00r$

relative Inform. Technology (IT)
 $olvi3^* = 0.0 \ 0.0 \ 0.0 \ (1.0)$
 $cmyn3^* = 1.0 \ 1.0 \ 1.0 \ (0.0)$
 $olvi4^* = 1.0 \ 1.0 \ 1.0 \ 0.0$
 $cmyn4^* = 0.0 \ 0.0 \ 0.0 \ 1.0$
standard and adapted CIELAB
 $LAB^*LAB = 18.02 \ 0.5 \ -0.47$
 $LAB^*LABa = 18.02 \ 0.0 \ 0.0$
 $LAB^*TCHa = 0.01 \ 0.01 \ -$
relative CIELAB lab*
 $lab^*lab = 0.0 \ 0.0 \ 0.0$
 $lab^*tch = 0.0 \ 0.0 \ -$
 $lab^*nch = 1.0 \ 0.0 \ -$
relative Natural Colour (NC)
 $lab^*lrj = 0.0 \ 0.0 \ 0.0$
 $lab^*tce = 0.0 \ 0.0 \ -$
 $lab^*nce = 1.0 \ 0.0 \ -$

relative Inform. Technology (IT)
 $olvi3^* = 0.0 \ 0.488 \ 1.0 \ (1.0)$
 $cmyn3^* = 1.0 \ 0.512 \ 0.0 \ (0.0)$
 $olvi4^* = 0.0 \ 0.488 \ 1.0 \ 1.0$
 $cmyn4^* = 1.0 \ 0.512 \ 0.0 \ 0.0$
standard and adapted CIELAB
 $LAB^*LAB = 41.79 \ 1.14 \ -43.55$
 $LAB^*LABa = 41.79 \ 1.1 \ -44.69$
 $LAB^*TCHa = 50.0 \ 44.71 \ 271.41$
relative CIELAB lab*
 $lab^*lab = 0.307 \ 0.025 \ -0.998$
 $lab^*tch = 0.5 \ 1.0 \ 0.754$
 $lab^*nch = 0.0 \ 1.0 \ 0.754$
relative Natural Colour (NC)
 $lab^*lrj = 0.307 \ 0.0 \ -0.999$
 $lab^*tce = 0.5 \ 1.0 \ 0.75$
 $lab^*nce = 0.0 \ 1.0 \ b00r$



NE070-7, 3 step scales for constant CIELAB hue 272/360 = 0.755 (left)

3 step scales for constant CIELAB hue 271/360 = 0.754 (right)

BAM-test chart NE07; Colorimetric systems SRS18 & ORS18
 D65: 3 step colour scales and coordinate data for 10 hues

input: $olv^* setrgbcolor$
 output: no change compared to input

See for similar files: <http://www.ps.bam.de/NE07/>
 Technical information: <http://www.ps.bam.de>
 Version 2.1, io=1,1

BAM registration: 20060101-NE07/10Q/Q07E09NP.PS/.PDF BAM material: code=rh4ta
 application for evaluation and measurement of printer or monitor systems
 /NE07/ Form: 10/10/Scene: 1/1, Page: 10 Page count: 10