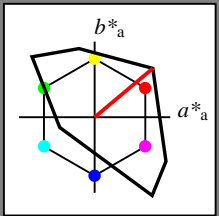


Input: Colorimetric Television Luminous System TLS00

for hue $h^* = lab^*h = 40/360 = 0.111$
 lab^*tch and lab^*nch

D65: hue O
LCH*Ma: 51 100 40
olv*Ma: 1.0 0.0 0.0

triangle lightness t^*



TLS00; adapted (a) CIELAB data

	$L^*=L^*_a$	a^*_a	b^*_a	$C^*_{ab,a}$	$h^*_{ab,a}$
OMa	50.5	76.92	64.55	100.42	40
YMa	92.66	-20.69	90.75	93.08	103
LMa	83.63	-82.75	79.9	115.04	136
CMa	86.88	-46.16	-13.55	48.12	196
VMa	30.39	76.06	-103.59	128.52	306
MMa	57.3	94.35	-58.41	110.97	328
NMa	0.1	0.0	0.0	0.0	0
WMa	95.41	0.0	0.0	0.0	0
RCIE	39.92	58.74	27.99	65.07	25
JCIE	81.26	-2.88	71.56	71.62	92
GCIE	52.23	-42.41	13.6	44.55	162
BCIE	30.57	1.41	-46.46	46.49	272

%Gamut
 $u^*_{rel} = 158$
%Regularity
 $g^*_{H,rel} = 20$
 $g^*_{C,rel} = 37$

relative Inform. Technology (IT)

	1.0	1.0	1.0	(1.0)
olvi3*	1.0	1.0	1.0	(1.0)
cmyn3*	0.0	0.0	0.0	(0.0)
olvi4*	1.0	1.0	1.0	1.0
cmyn4*	0.0	0.0	0.0	0.0

standard and adapted CIELAB

	LAB*LAB	LAB*LABa	LAB*TCHa
LAB*LAB	95.41	0.0	0.0
LAB*LABa	95.41	0.0	0.0
LAB*TCHa	99.99	0.01	-

relative CIELAB lab*

	lab*lab	lab*tch	lab*nch
lab*lab	1.0	0.0	0.0
lab*tch	1.0	0.0	-
lab*nch	0.0	0.0	-

relative Natural Colour (NC)

	lab*lrj	lab*tce	lab*nce
lab*lrj	1.0	0.0	0.0
lab*tce	1.0	0.0	-
lab*nce	0.0	0.0	-

relative Inform. Technology (IT)

	0.5	0.5	0.5	(1.0)
olvi3*	0.5	0.5	0.5	(1.0)
cmyn3*	0.5	0.5	0.5	(0.0)
olvi4*	1.0	1.0	1.0	0.5
cmyn4*	0.0	0.0	0.0	0.5

standard and adapted CIELAB

	LAB*LAB	LAB*LABa	LAB*TCHa
LAB*LAB	47.72	0.0	0.0
LAB*LABa	47.72	0.0	0.0
LAB*TCHa	50.0	0.01	-

relative CIELAB lab*

	lab*lab	lab*tch	lab*nch
lab*lab	0.5	0.0	0.0
lab*tch	0.5	0.0	-
lab*nch	0.5	0.0	-

relative Natural Colour (NC)

	lab*lrj	lab*tce	lab*nce
lab*lrj	0.5	0.0	0.0
lab*tce	0.5	0.0	-
lab*nce	0.5	0.0	-

relative Inform. Technology (IT)

	0.0	0.0	0.0	(1.0)
olvi3*	0.0	0.0	0.0	(1.0)
cmyn3*	1.0	1.0	1.0	(0.0)
olvi4*	1.0	1.0	1.0	0.0
cmyn4*	0.0	0.0	0.0	1.0

standard and adapted CIELAB

	LAB*LAB	LAB*LABa	LAB*TCHa
LAB*LAB <td>0.03</td> <td>0.0</td> <td>0.0</td>	0.03	0.0	0.0
LAB*LABa <td>0.03</td> <td>0.0</td> <td>0.0</td>	0.03	0.0	0.0
LAB*TCHa <td>0.01</td> <td>0.01</td> <td>-</td>	0.01	0.01	-

relative CIELAB lab*

	lab*lab	lab*tch	lab*nch
lab*lab	0.0	0.0	0.0
lab*tch	0.0	0.0	-
lab*nch	1.0	0.0	-

relative Natural Colour (NC)

	lab*lrj	lab*tce	lab*nce
lab*lrj	0.0	0.0	0.0
lab*tce	0.0	0.0	-
lab*nce	1.0	0.0	-

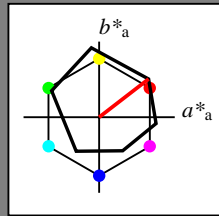
$n^* = 1.0$

Output: Colorimetric Offset Reflective System ORS18

for hue $h^* = lab^*h = 38/360 = 0.105$
 lab^*tch and lab^*nch

D65: hue O
LCH*Ma: 48 83 38
olv*Ma: 1.0 0.0 0.0

triangle lightness t^*



ORS18; adapted (a) CIELAB data

	$L^*=L^*_a$	a^*_a	b^*_a	$C^*_{ab,a}$	$h^*_{ab,a}$
OMa	47.94	65.39	50.52	82.63	38
YMa	90.37	-10.26	91.75	92.32	96
LMa	50.9	-62.83	34.96	71.91	151
CMa	58.62	-30.34	-45.01	54.3	236
VMa	25.72	31.1	-44.4	54.22	305
MMa	48.13	75.28	-8.36	75.74	354
NMa	18.01	0.0	0.0	0.0	0
WMa	95.41	0.0	0.0	0.0	0
RCIE	39.92	58.66	26.98	64.57	25
JCIE	81.26	-2.16	67.76	67.79	92
GCIE	52.23	-42.25	11.76	43.87	164
BCIE	30.57	1.15	-46.84	46.86	271

%Gamut
 $u^*_{rel} = 93$
%Regularity
 $g^*_{H,rel} = 57$
 $g^*_{C,rel} = 59$

relative Inform. Technology (IT)

	1.0	1.0	1.0	(1.0)
olvi3*	1.0	1.0	1.0	(1.0)
cmyn3*	0.0	0.0	0.0	(0.0)
olvi4*	1.0	1.0	1.0	1.0
cmyn4*	0.0	0.0	0.0	0.0

standard and adapted CIELAB

	LAB*LAB	LAB*LABa	LAB*TCHa
LAB*LAB	95.41	-0.98	4.75
LAB*LABa	95.41	0.0	0.0
LAB*TCHa	99.99	0.01	-

relative CIELAB lab*

	lab*lab	lab*tch	lab*nch
lab*lab	1.0	0.0	0.0
lab*tch	1.0	0.0	-
lab*nch	0.0	0.0	-

relative Natural Colour (NC)

	lab*lrj	lab*tce	lab*nce
lab*lrj	1.0	0.0	0.0
lab*tce	1.0	0.0	-
lab*nce	0.0	0.0	-

relative Inform. Technology (IT)

	0.5	0.5	0.5	(1.0)
olvi3*	0.5	0.5	0.5	(1.0)
cmyn3*	0.5	0.5	0.5	(0.0)
olvi4*	1.0	1.0	1.0	0.5
cmyn4*	0.0	0.0	0.0	0.5

standard and adapted CIELAB

	LAB*LAB	LAB*LABa	LAB*TCHa
LAB*LAB	56.71	-0.24	2.14
LAB*LABa	56.71	0.0	0.0
LAB*TCHa	50.0	0.01	-

relative CIELAB lab*

	lab*lab	lab*tch	lab*nch
lab*lab	0.5	0.0	0.0
lab*tch	0.5	0.0	-
lab*nch	0.5	0.0	-

relative Natural Colour (NC)

	lab*lrj	lab*tce	lab*nce
lab*lrj	0.5	0.0	0.0
lab*tce	0.5	0.0	-
lab*nce	0.5	0.0	-

relative Inform. Technology (IT)

	1.0	0.5	0.5	(1.0)
olvi3*	1.0	0.5	0.5	(1.0)
cmyn3*	0.0	0.5	0.5	(0.0)
olvi4*	1.0	0.5	0.5	1.0
cmyn4*	0.0	0.5	0.5	0.0

standard and adapted CIELAB

	LAB*LAB	LAB*LABa	LAB*TCHa
LAB*LAB	71.67	32.15	28.41
LAB*LABa	71.67	32.69	25.25
LAB*TCHa	75.0	41.31	37.69

relative CIELAB lab*

	lab*lab	lab*tch	lab*nch
lab*lab	0.693	0.396	0.306
lab*tch	0.75	0.5	0.105
lab*nch	0.0	0.5	0.105

relative Natural Colour (NC)

	lab*lrj	lab*tce	lab*nce
lab*lrj	0.693	0.477	0.15
lab*tce	0.75	0.5	0.048
lab*nce	0.0	0.5	r19j

relative Inform. Technology (IT)

	1.0	0.0	0.0	(1.0)
olvi3*	1.0	0.0	0.0	(1.0)
cmyn3*	0.0	1.0	1.0	(0.0)
olvi4*	1.0	0.0	0.0	1.0
cmyn4*	0.0	1.0	1.0	0.0

standard and adapted CIELAB

	LAB*LAB	LAB*LABa	LAB*TCHa
LAB*LAB	47.94	65.3	52.06
LAB*LABa	47.94	65.37	50.51
LAB*TCHa	50.0	82.61	37.69

relative CIELAB lab*

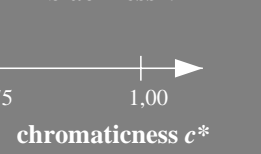
	lab*lab	lab*tch	lab*nch
lab*lab	0.387	0.791	0.611
lab*tch	0.5	1.0	0.105
lab*nch	0.0	1.0	0.105

relative Natural Colour (NC)

	lab*lrj	lab*tce	lab*nce
lab*lrj	0.387	0.954	0.299
lab*tce	0.5	1.0	0.048
lab*nce	0.0	1.0	r19j

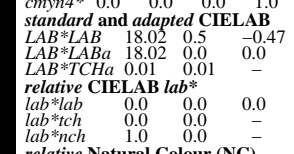
$n^* = 0.00$

$n^* = 0.00$
blackness n^*



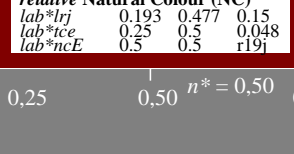
chromaticness c^*

$n^* = 0.00$
blackness n^*



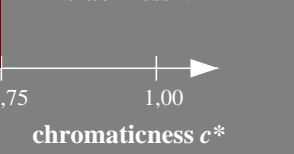
chromaticness c^*

$n^* = 0.50$
blackness n^*



chromaticness c^*

$n^* = 0.00$
blackness n^*



chromaticness c^*

NE150-7, 3 step scales for constant CIELAB hue 40/360 = 0.111 (left)

3 step scales for constant CIELAB hue 38/360 = 0.105 (right)

BAM-test chart NE15; Colorimetric systems TLS00 & ORS18
D65: 2 coordinate data of 3 step colour scales for 10 hues

input: $olv^* setrgbcolor$
output: no change compared to input

See for similar files: <http://www.ps.bam.de/NE15/>
Technical information: <http://www.ps.bam.de>
Version 2.1, io=1,1

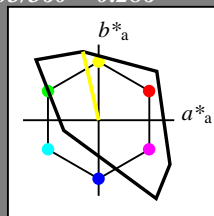
BAM registration: 20060101-NE15/10Q/Q15E00NP.PS/.PDF BAM material: code=rh4ta
application for evaluation and measurement of printer or monitor systems
/NE15/ Form: 1/10, Serie: 1/1, Page: 1 Page count: 1

Input: Colorimetric Television Luminous System TLS00

for hue $h^* = lab^*h = 103/360 = 0.286$
 lab^*tch and lab^*nch

D65: hue Y
 LCH*Ma: 93 93 103
 olv*Ma: 1.0 1.0 0.0

triangle lightness t^*



TLS00; adapted (a) CIELAB data

	$L^*=L^*_a$	a^*_a	b^*_a	$C^*_{ab,a}$	$h^*_{ab,a}$
OMa	50.5	76.92	64.55	100.42	40
YMa	92.66	-20.69	90.75	93.08	103
LMa	83.63	-82.75	79.9	115.04	136
CMa	86.88	-46.16	-13.55	48.12	196
VMa	30.39	76.06	-103.59	128.52	306
MMa	57.3	94.35	-58.41	110.97	328
NMa	0.01	0.0	0.0	0.0	0
WMa	95.41	0.0	0.0	0.0	0
RCIE	39.92	58.74	27.99	65.07	25
JCIE	81.26	-2.88	71.56	71.62	92
GCIE	52.23	-42.41	13.6	44.55	162
BCIE	30.57	1.41	-46.46	46.49	272

%Gamut

$u^*_{rel} = 158$

%Regularity

$g^*_{H,rel} = 20$

$g^*_{C,rel} = 37$

relative Inform. Technology (IT)

olvi3*	1.0	1.0	1.0	(1.0)
cmyn3*	0.0	0.0	0.0	(0.0)
olvi4*	1.0	1.0	1.0	1.0
cmyn4*	0.0	0.0	0.0	0.0

standard and adapted CIELAB

LAB*LAB	95.41	0.0	0.0
LAB*LABa	95.41	0.0	0.0
LAB*TCHa	99.99	0.01	-

relative CIELAB lab*

lab*lab	1.0	0.0	0.0
lab*tch	1.0	0.0	-
lab*nch	0.0	0.0	-

relative Natural Colour (NC)

lab*lrj	1.0	0.0	0.0
lab*tce	1.0	0.0	-
lab*nce	0.0	0.0	-

relative Inform. Technology (IT)

olvi3*	1.0	1.0	0.5	(1.0)
cmyn3*	0.0	0.0	0.5	(0.0)
olvi4*	1.0	1.0	0.5	1.0
cmyn4*	0.0	0.0	0.5	0.0

standard and adapted CIELAB

LAB*LAB	94.03	-10.34	45.37
LAB*LABa	94.03	-10.34	45.37
LAB*TCHa	75.0	46.53	102.85

relative CIELAB lab*

lab*lab	0.985	-0.11	0.487
lab*tch	0.75	0.5	0.286
lab*nch	0.0	0.5	0.286

relative Natural Colour (NC)

lab*lrj	0.985	-0.116	0.486
lab*tce	0.75	0.5	0.288
lab*nce	0.0	0.5	0.286

relative Inform. Technology (IT)

olvi3*	0.5	0.5	0.5	(1.0)
cmyn3*	0.5	0.5	0.5	(0.0)
olvi4*	1.0	1.0	1.0	0.5
cmyn4*	0.0	0.0	0.0	0.5

standard and adapted CIELAB

LAB*LAB	47.72	0.0	0.0
LAB*LABa	47.72	0.0	0.0
LAB*TCHa	50.0	0.01	-

relative CIELAB lab*

lab*lab	0.5	0.0	0.0
lab*tch	0.5	0.0	-
lab*nch	0.5	0.0	-

relative Natural Colour (NC)

lab*lrj	0.5	0.0	0.0
lab*tce	0.5	0.0	-
lab*nce	0.5	0.0	-

relative Inform. Technology (IT)

olvi3*	0.5	0.5	0.0	(1.0)
cmyn3*	0.5	0.5	1.0	(0.0)
olvi4*	1.0	1.0	0.5	0.5
cmyn4*	0.0	0.0	0.5	0.5

standard and adapted CIELAB

LAB*LAB	46.34	-10.34	45.37
LAB*LABa	46.34	-10.34	45.37
LAB*TCHa	25.01	46.53	102.85

relative CIELAB lab*

lab*lab	0.486	-0.11	0.487
lab*tch	0.25	0.5	0.286
lab*nch	0.5	0.5	0.286

relative Natural Colour (NC)

lab*lrj	0.486	-0.116	0.486
lab*tce	0.25	0.5	0.288
lab*nce	0.5	0.5	0.286

relative Inform. Technology (IT)

olvi3*	0.0	0.0	0.0	(1.0)
cmyn3*	1.0	1.0	1.0	(0.0)
olvi4*	1.0	1.0	1.0	0.0
cmyn4*	0.0	0.0	0.0	1.0

standard and adapted CIELAB

LAB*LAB	0.03	0.0	0.0
LAB*LABa	0.03	0.0	0.0
LAB*TCHa	0.01	0.01	-

relative CIELAB lab*

lab*lab	0.0	0.0	0.0
lab*tch	0.0	0.0	-
lab*nch	1.0	0.0	-

relative Natural Colour (NC)

lab*lrj	0.0	0.0	0.0
lab*tce	0.0	0.0	-
lab*nce	1.0	0.0	-

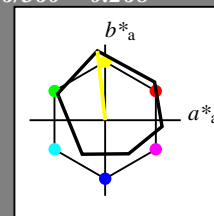
$n^* = 1.0$

Output: Colorimetric Offset Reflective System ORS18

for hue $h^* = lab^*h = 96/360 = 0.268$
 lab^*tch and lab^*nch

D65: hue Y
 LCH*Ma: 90 92 96
 olv*Ma: 1.0 1.0 0.0

triangle lightness t^*



ORS18; adapted (a) CIELAB data

	$L^*=L^*_a$	a^*_a	b^*_a	$C^*_{ab,a}$	$h^*_{ab,a}$
OMa	47.94	65.39	50.52	82.63	38
YMa	90.37	-10.26	91.75	92.32	96
LMa	50.9	-62.83	34.96	71.91	151
CMa	58.62	-30.34	-45.01	54.3	236
VMa	25.72	31.1	-44.4	54.22	305
MMa	48.13	75.28	-8.36	75.74	354
NMa	18.01	0.0	0.0	0.0	0
WMa	95.41	0.0	0.0	0.0	0
RCIE	39.92	58.66	26.98	64.57	25
JCIE	81.26	-2.16	67.76	67.79	92
GCIE	52.23	-42.25	11.76	43.87	164
BCIE	30.57	1.15	-46.84	46.86	271

%Gamut

$u^*_{rel} = 93$

%Regularity

$g^*_{H,rel} = 57$

$g^*_{C,rel} = 59$

relative Inform. Technology (IT)

olvi3*	1.0	1.0	1.0	(1.0)
cmyn3*	0.0	0.0	0.0	(0.0)
olvi4*	1.0	1.0	1.0	1.0
cmyn4*	0.0	0.0	0.0	0.0

standard and adapted CIELAB

LAB*LAB	95.41	-0.98	4.75
LAB*LABa	95.41	0.0	0.0
LAB*TCHa	99.99	0.01	-

relative CIELAB lab*

lab*lab	1.0	0.0	0.0
lab*tch	1.0	0.0	-
lab*nch	0.0	0.0	-

relative Natural Colour (NC)

lab*lrj	1.0	0.0	0.0
lab*tce	1.0	0.0	-
lab*nce	0.0	0.0	-

relative Inform. Technology (IT)

olvi3*	1.0	1.0	0.5	(1.0)
cmyn3*	0.0	0.0	0.5	(0.0)
olvi4*	1.0	1.0	0.5	1.0
cmyn4*	0.0	0.0	0.5	0.0

standard and adapted CIELAB

LAB*LAB	92.88	-6.06	50.46
LAB*LABa	92.88	-5.12	45.87
LAB*TCHa	75.0	46.15	96.38

relative CIELAB lab*

lab*lab	0.967	-0.055	0.497
lab*tch	0.75	0.5	0.268
lab*nch	0.0	0.5	0.268

relative Natural Colour (NC)

lab*lrj	0.967	-0.048	0.497
lab*tce	0.75	0.5	0.266
lab*nce	0.0	0.5	0.268

relative Inform. Technology (IT)

olvi3*	1.0	1.0	1.0	(1.0)
cmyn3*	0.0	0.0	1.0	(0.0)
olvi4*	1.0	1.0	1.0	1.0
cmyn4*	0.0	0.0	1.0	0.0

standard and adapted CIELAB

LAB*LAB	90.36	-11.15	96.15
LAB*LABa	90.36	-10.25	91.73
LAB*TCHa	50.0	92.3	96.38

relative CIELAB lab*

lab*lab	0.935	-0.11	0.994
lab*tch	0.5	1.0	0.268
lab*nch	0.0	1.0	0.268

relative Natural Colour (NC)

lab*lrj	0.935	-0.097	0.995
lab*tce	0.5	1.0	0.266
lab*nce	0.0	1.0	0.268

relative Inform. Technology (IT)

olvi3*	0.5	0.5	0.5	(1.0)
cmyn3*	0.5	0.5	0.5	(0.0)
olvi4*	1.0	1.0	1.0	0.5
cmyn4*	0.0	0.0	1.0	0.5

standard and adapted CIELAB

LAB*LAB	56.71	-0.24	2.14
LAB*LABa	56.71	0.0	0.0
LAB*TCHa	50.0	0.01	-

relative CIELAB lab*

lab*lab	0.5	0.0	0.0
lab*tch	0.5	0.0	-
lab*nch	0.5	0.0	-

relative Natural Colour (NC)

lab*lrj	0.5	0.0	0.0
lab*tce	0.5	0.0	-
lab*nce	0.5	0.0	-

relative Inform. Technology (IT)

olvi3*	0.5	0.5	0.0	(1.0)
cmyn3*	0.5	0.5	1.0	(0.0)
olvi4*	1.0	1.0	0.5	0.5
cmyn4*	0.0	0.0	0.5	0.5

standard and adapted CIELAB

LAB*LAB	54.19	-5.32	47.84
LAB*LABa	54.19	-5.12	45.87
LAB*TCHa	25.01	46.15	96.38

relative CIELAB lab*

lab*lab	0.467	-0.055	0.497
lab*tch	0.25	0.5	0.268
lab*nch	0.5	0.5	0.268

relative Natural Colour (NC)

lab*lrj	0.467	-0.048	0.497
lab*tce	0.25	0.5	0.266
lab*nce	0.5	0.5	0.268

relative Inform. Technology (IT)

olvi3*	0.0	0.0	0.0	(1.0)
cmyn3*	1.0	1.0	1.0	(0.0)
olvi4*	1.0	1.0	1.0	0.0
cmyn4*	0.0	0.0	0.0	1.0

standard and adapted CIELAB

LAB*LAB	18.02	0.5	-0.47
LAB*LABa	18.02	0.0	0.0
LAB*TCHa	0.01	0.01	-

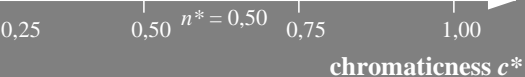
relative CIELAB lab*

lab*lab	0.0	0.0	0.0
lab*tch	0.0	0.0	-
lab*nch	1.0	0.0	-

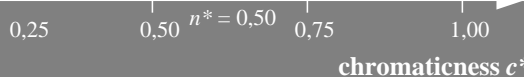
relative Natural Colour (NC)

lab*lrj	0.0	0.0	0.0
lab*tce	0.0	0.0	-
lab*nce	1.0	0.0	-

$n^* = 1.0$



chromaticness c^*



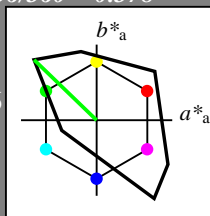
chromaticness c^*

Input: Colorimetric Television Luminous System TLS00

for hue $h^* = lab^*h = 136/360 = 0.378$
 lab^*tch and lab^*nch

D65: hue L
 LCH*Ma: 84 115 136
 olv*Ma: 0.0 1.0 0.0

triangle lightness t^*



TLS00; adapted (a) CIELAB data

	L^*	a^*_a	b^*_a	$C^*_{ab,a}$	$h^*_{ab,a}$
OMa	50.5	76.92	64.55	100.42	40
YMa	92.66	-20.69	90.75	93.08	103
LMa	83.63	-82.75	79.9	115.04	136
CMa	86.88	-46.16	-13.55	48.12	196
VMa	30.39	76.06	-103.59	128.52	306
MMa	57.3	94.35	-58.41	110.97	328
NMa	0.01	0.0	0.0	0.0	0
WMa	95.41	0.0	0.0	0.0	0
RCIE	39.92	58.74	27.99	65.07	25
JCIE	81.26	-2.88	71.56	71.62	92
GCIE	52.23	-42.41	13.6	44.55	162
BCIE	30.57	1.41	-46.46	46.49	272

%Gamut

$u^*_{rel} = 158$

%Regularity

$g^*_{H,rel} = 20$

$g^*_{C,rel} = 37$

relative Inform. Technology (IT)

olvi3*	1.0	1.0	1.0	(1.0)
cmyn3*	0.0	0.0	0.0	(0.0)
olvi4*	1.0	1.0	1.0	1.0
cmyn4*	0.0	0.0	0.0	0.0

standard and adapted CIELAB

LAB*LAB	95.41	0.0	0.0
LAB*LABa	95.41	0.0	0.0
LAB*TCHa	99.99	0.01	-

relative CIELAB lab*

lab*lab	1.0	0.0	0.0
lab*tch	1.0	0.0	-
lab*nch	0.0	0.0	-

relative Natural Colour (NC)

lab*lrj	1.0	0.0	0.0
lab*tce	1.0	0.0	-
lab*nce	0.0	0.0	-

relative Inform. Technology (IT)

olvi3*	0.5	0.5	0.5	(1.0)
cmyn3*	0.5	0.5	0.5	(0.0)
olvi4*	1.0	1.0	1.0	0.5
cmyn4*	0.0	0.0	0.0	0.5

standard and adapted CIELAB

LAB*LAB	47.72	0.0	0.0
LAB*LABa	47.72	0.0	0.0
LAB*TCHa	50.0	0.01	-

relative CIELAB lab*

lab*lab	0.5	0.0	0.0
lab*tch	0.5	0.0	-
lab*nch	0.5	0.0	-

relative Natural Colour (NC)

lab*lrj	0.5	0.0	0.0
lab*tce	0.5	0.0	-
lab*nce	0.5	0.0	-

relative Inform. Technology (IT)

olvi3*	0.0	0.0	0.0	(1.0)
cmyn3*	1.0	1.0	1.0	(0.0)
olvi4*	1.0	1.0	1.0	0.0
cmyn4*	0.0	0.0	0.0	1.0

standard and adapted CIELAB

LAB*LAB	0.03	0.0	0.0
LAB*LABa	0.03	0.0	0.0
LAB*TCHa	0.01	0.01	-

relative CIELAB lab*

lab*lab	0.0	0.0	0.0
lab*tch	0.0	0.0	-
lab*nch	1.0	0.0	-

relative Natural Colour (NC)

lab*lrj	0.0	0.0	0.0
lab*tce	0.0	0.0	-
lab*nce	1.0	0.0	-

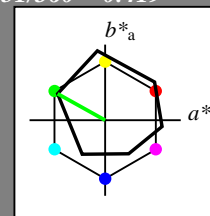
$n^* = 1.0$

Output: Colorimetric Offset Reflective System ORS18

for hue $h^* = lab^*h = 151/360 = 0.419$
 lab^*tch and lab^*nch

D65: hue L
 LCH*Ma: 51 72 151
 olv*Ma: 0.0 1.0 0.0

triangle lightness t^*



ORS18; adapted (a) CIELAB data

	L^*	a^*_a	b^*_a	$C^*_{ab,a}$	$h^*_{ab,a}$
OMa	47.94	65.39	50.52	82.63	38
YMa	90.37	-10.26	91.75	92.32	96
LMa	50.9	-62.83	34.96	71.91	151
CMa	58.62	-30.34	-45.01	54.3	236
VMa	25.72	31.1	-44.4	54.22	305
MMa	48.13	75.28	-8.36	75.74	354
NMa	18.01	0.0	0.0	0.0	0
WMa	95.41	0.0	0.0	0.0	0
RCIE	39.92	58.66	26.98	64.57	25
JCIE	81.26	-2.16	67.76	67.79	92
GCIE	52.23	-42.25	11.76	43.87	164
BCIE	30.57	1.15	-46.84	46.86	271

%Gamut

$u^*_{rel} = 93$

%Regularity

$g^*_{H,rel} = 57$

$g^*_{C,rel} = 59$

relative Inform. Technology (IT)

olvi3*	1.0	1.0	1.0	(1.0)
cmyn3*	0.0	0.0	0.0	(0.0)
olvi4*	1.0	1.0	1.0	1.0
cmyn4*	0.0	0.0	0.0	0.0

standard and adapted CIELAB

LAB*LAB	95.41	-0.98	4.75
LAB*LABa	95.41	0.0	0.0
LAB*TCHa	99.99	0.01	-

relative CIELAB lab*

lab*lab	1.0	0.0	0.0
lab*tch	1.0	0.0	-
lab*nch	0.0	0.0	-

relative Natural Colour (NC)

lab*lrj	1.0	0.0	0.0
lab*tce	1.0	0.0	-
lab*nce	0.0	0.0	-

relative Inform. Technology (IT)

olvi3*	0.5	0.5	0.5	(1.0)
cmyn3*	0.5	0.5	0.5	(0.0)
olvi4*	1.0	1.0	1.0	0.5
cmyn4*	0.0	0.0	0.0	0.5

standard and adapted CIELAB

LAB*LAB	56.71	-0.24	2.14
LAB*LABa	56.71	0.0	0.0
LAB*TCHa	50.0	0.01	-

relative CIELAB lab*

lab*lab	0.5	0.0	0.0
lab*tch	0.5	0.0	-
lab*nch	0.5	0.0	-

relative Natural Colour (NC)

lab*lrj	0.5	0.0	0.0
lab*tce	0.5	0.0	-
lab*nce	0.5	0.0	-

relative Inform. Technology (IT)

olvi3*	0.0	0.0	0.0	(1.0)
cmyn3*	1.0	1.0	1.0	(0.0)
olvi4*	1.0	1.0	1.0	0.0
cmyn4*	0.0	0.0	0.0	1.0

standard and adapted CIELAB

LAB*LAB	18.02	0.5	-0.47
LAB*LABa	18.02	0.0	0.0
LAB*TCHa	0.01	0.01	-

relative CIELAB lab*

lab*lab	0.0	0.0	0.0
lab*tch	0.0	0.0	-
lab*nch	1.0	0.0	-

relative Natural Colour (NC)

lab*lrj	0.0	0.0	0.0
lab*tce	0.0	0.0	-
lab*nce	1.0	0.0	-

$n^* = 1.0$

relative Inform. Technology (IT)

olvi3*	0.5	1.0	0.5	(1.0)
cmyn3*	0.5	0.0	0.5	(0.0)
olvi4*	0.5	1.0	0.5	1.0
cmyn4*	0.5	0.0	0.5	0.0

standard and adapted CIELAB

LAB*LAB	89.51	-41.36	39.94
LAB*LABa	89.51	-41.36	39.94
LAB*TCHa	75.0	57.51	136.01

relative CIELAB lab*

lab*lab	0.938	-0.359	0.347
lab*tch	0.75	0.5	0.378
lab*nch	0.0	0.5	0.378

relative Natural Colour (NC)

lab*lrj	0.938	-0.415	0.278
lab*tce	0.75	0.5	0.406
lab*nce	0.0	0.5	0.62g

relative Inform. Technology (IT)

olvi3*	0.0	0.5	0.0	(1.0)
cmyn3*	1.0	0.5	1.0	(0.0)
olvi4*	0.5	1.0	0.5	0.5
cmyn4*	0.5	0.0	0.5	0.5

standard and adapted CIELAB

LAB*LAB	41.82	-41.36	39.94
LAB*LABa	41.82	-41.36	39.94
LAB*TCHa	25.01	57.51	136.01

relative CIELAB lab*

lab*lab	0.438	-0.359	0.347
lab*tch	0.25	0.5	0.378
lab*nch	0.5	0.5	0.378

relative Natural Colour (NC)

lab*lrj	0.438	-0.415	0.278
lab*tce	0.25	0.5	0.406
lab*nce	0.5	0.5	0.62g

$n^* = 0.50$

blackness n^*

chromaticness c^*

$n^* = 1.0$

relative Inform. Technology (IT)

olvi3*	0.5	1.0	0.5	(1.0)
cmyn3*	0.5	0.0	0.5	(0.0)
olvi4*	0.5	1.0	0.5	1.0
cmyn4*	0.5	0.0	0.5	0.0

standard and adapted CIELAB

LAB*LAB	73.15	-31.96	20.73
LAB*LABa	73.15	-31.4	17.48
LAB*TCHa	75.0	35.95	150.91

relative CIELAB lab*

lab*lab	0.712	-0.436	0.243
lab*tch	0.75	0.5	0.419
lab*nch	0.0	0.5	0.419

relative Natural Colour (NC)

lab*lrj	0.712	-0.478	0.144
lab*tce	0.75	0.5	0.453
lab*nce	0.0	0.5	0.81g

relative Inform. Technology (IT)

olvi3*	0.0	0.5	0.0	(1.0)
cmyn3*	1.0	0.5	1.0	(0.0)
olvi4*	0.5	1.0	0.5	0.5
cmyn4*	0.5	0.0	0.5	0.5

standard and adapted CIELAB

LAB*LAB	34.46	-31.22	18.12
LAB*LABa	34.46	-31.4	17.48
LAB*TCHa	25.01	35.95	150.91

relative CIELAB lab*

lab*lab	0.213	-0.436	0.243
lab*tch	0.25	0.5	0.419
lab*nch	0.5	0.5	0.419

relative Natural Colour (NC)

lab*lrj	0.213	-0.478	0.144
lab*tce	0.25	0.5	0.453
lab*nce	0.5	0.5	0.81g

$n^* = 0.50$

blackness n^*

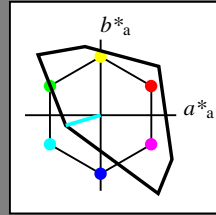
chromaticness c^*

$n^* = 1.0$

Input: Colorimetric Television Luminous System TLS00

for hue $h^* = lab^*h = 196/360 = 0.545$
 lab^*tch and lab^*nch

D65: hue C
 LCH*Ma: 87 48 196
 olv*Ma: 0.0 1.0 1.0
 triangle lightness t^*



TLS00; adapted (a) CIELAB data

	$L^* = L^*_a$	a^*_a	b^*_a	$C^*_{ab,a}$	$h^*_{ab,a}$
OMa	50.5	76.92	64.55	100.42	40
YMa	92.66	-20.69	90.75	93.08	103
LMa	83.63	-82.75	79.9	115.04	136
CMa	86.88	-46.16	-13.55	48.12	196
VMa	30.39	76.06	-103.59	128.52	306
MMa	57.3	94.35	-58.41	110.97	328
NMa	0.01	0.0	0.0	0.0	0
WMa	95.41	0.0	0.0	0.0	0
RCIE	39.92	58.74	27.99	65.07	25
JCIE	81.26	-2.88	71.56	71.62	92
GCIE	52.23	-42.41	13.6	44.55	162
BCIE	30.57	1.41	-46.46	46.49	272

%Gamut
 $u^*_{rel} = 158$
 %Regularity
 $g^*_{H,rel} = 20$
 $g^*_{C,rel} = 37$

relative Inform. Technology (IT)

olvi3*	1.0	1.0	1.0	(1.0)
cmyn3*	0.0	0.0	0.0	(0.0)
olvi4*	1.0	1.0	1.0	1.0
cmyn4*	0.0	0.0	0.0	0.0

standard and adapted CIELAB

LAB*LAB	95.41	0.0	0.0
LAB*LABa	95.41	0.0	0.0
LAB*TCHa	99.99	0.01	-

relative CIELAB lab*

lab*lab	1.0	0.0	0.0
lab*tch	1.0	0.0	-
lab*nch	0.0	0.0	-

relative Natural Colour (NC)

lab*lrj	1.0	0.0	0.0
lab*tce	1.0	0.0	-
lab*nce	0.0	0.0	-

relative Inform. Technology (IT)

olvi3*	0.5	0.5	0.5	(1.0)
cmyn3*	0.5	0.5	0.5	(0.0)
olvi4*	1.0	1.0	1.0	0.5
cmyn4*	0.0	0.0	0.0	0.5

standard and adapted CIELAB

LAB*LAB	47.72	0.0	0.0
LAB*LABa	47.72	0.0	0.0
LAB*TCHa	50.0	0.01	-

relative CIELAB lab*

lab*lab	0.5	0.0	0.0
lab*tch	0.5	0.0	-
lab*nch	0.5	0.0	-

relative Natural Colour (NC)

lab*lrj	0.5	0.0	0.0
lab*tce	0.5	0.0	-
lab*nce	0.5	0.0	-

relative Inform. Technology (IT)

olvi3*	0.0	0.0	0.0	(1.0)
cmyn3*	1.0	1.0	1.0	(0.0)
olvi4*	1.0	1.0	1.0	0.0
cmyn4*	0.0	0.0	0.0	1.0

standard and adapted CIELAB

LAB*LAB	0.03	0.0	0.0
LAB*LABa	0.03	0.0	0.0
LAB*TCHa	0.01	0.01	-

relative CIELAB lab*

lab*lab	0.0	0.0	0.0
lab*tch	0.0	0.0	-
lab*nch	1.0	0.0	-

relative Natural Colour (NC)

lab*lrj	0.0	0.0	0.0
lab*tce	0.0	0.0	-
lab*nce	1.0	0.0	-

$n^* = 1.0$

relative Inform. Technology (IT)

olvi3*	0.5	1.0	1.0	(1.0)
cmyn3*	0.5	0.0	0.0	(0.0)
olvi4*	0.5	1.0	1.0	1.0
cmyn4*	0.5	0.0	0.0	0.0

standard and adapted CIELAB

LAB*LAB	91.14	-23.07	-6.77
LAB*LABa	91.14	-23.07	-6.77
LAB*TCHa	75.0	24.06	196.37

relative CIELAB lab*

lab*lab	0.955	-0.479	-0.14
lab*tch	0.75	0.5	0.545
lab*nch	0.0	0.5	0.545

relative Natural Colour (NC)

lab*lrj	0.955	-0.44	-0.234
lab*tce	0.75	0.5	0.578
lab*nce	0.0	0.5	g31b

relative Inform. Technology (IT)

olvi3*	0.0	0.5	0.5	(1.0)
cmyn3*	1.0	0.5	0.5	(0.0)
olvi4*	0.5	1.0	1.0	0.5
cmyn4*	0.5	0.0	0.0	0.5

standard and adapted CIELAB

LAB*LAB	43.45	-23.07	-6.77
LAB*LABa	43.45	-23.07	-6.77
LAB*TCHa	25.01	24.06	196.37

relative CIELAB lab*

lab*lab	0.455	-0.479	-0.14
lab*tch	0.25	0.5	0.545
lab*nch	0.5	0.5	0.545

relative Natural Colour (NC)

lab*lrj	0.455	-0.44	-0.234
lab*tce	0.25	0.5	0.578
lab*nce	0.5	0.5	g31b

$n^* = 0.50$

relative Inform. Technology (IT)

olvi3*	0.0	1.0	1.0	(1.0)
cmyn3*	1.0	0.0	0.0	(0.0)
olvi4*	0.0	1.0	1.0	1.0
cmyn4*	1.0	0.0	0.0	0.0

standard and adapted CIELAB

LAB*LAB	86.87	-46.15	-13.55
LAB*LABa	86.87	-46.15	-13.55
LAB*TCHa	50.0	48.11	196.37

relative CIELAB lab*

lab*lab	0.911	-0.958	-0.281
lab*tch	0.5	1.0	0.545
lab*nch	0.0	1.0	0.545

relative Natural Colour (NC)

lab*lrj	0.911	-0.881	-0.469
lab*tce	0.5	1.0	0.578
lab*nce	0.0	1.0	g31b

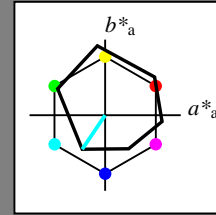
$n^* = 0.00$
 blackness n^*

chromaticness c^*

Output: Colorimetric Offset Reflective System ORS18

for hue $h^* = lab^*h = 236/360 = 0.656$
 lab^*tch and lab^*nch

D65: hue C
 LCH*Ma: 59 54 236
 olv*Ma: 0.0 1.0 1.0
 triangle lightness t^*



ORS18; adapted (a) CIELAB data

	$L^* = L^*_a$	a^*_a	b^*_a	$C^*_{ab,a}$	$h^*_{ab,a}$
OMa	47.94	65.39	50.52	82.63	38
YMa	90.37	-10.26	91.75	92.32	96
LMa	50.9	-62.83	34.96	71.91	151
CMa	58.62	-30.34	-45.01	54.3	236
VMa	25.72	31.1	-44.4	54.22	305
MMa	48.13	75.28	-8.36	75.74	354
NMa	18.01	0.0	0.0	0.0	0
WMa	95.41	0.0	0.0	0.0	0
RCIE	39.92	58.66	26.98	64.57	25
JCIE	81.26	-2.16	67.76	67.79	92
GCIE	52.23	-42.25	11.76	43.87	164
BCIE	30.57	1.15	-46.84	46.86	271

%Gamut
 $u^*_{rel} = 93$
 %Regularity
 $g^*_{H,rel} = 57$
 $g^*_{C,rel} = 59$

relative Inform. Technology (IT)

olvi3*	1.0	1.0	1.0	(1.0)
cmyn3*	0.0	0.0	0.0	(0.0)
olvi4*	1.0	1.0	1.0	1.0
cmyn4*	0.0	0.0	0.0	0.0

standard and adapted CIELAB

LAB*LAB	95.41	-0.98	4.75
LAB*LABa	95.41	0.0	0.0
LAB*TCHa	99.99	0.01	-

relative CIELAB lab*

lab*lab	1.0	0.0	0.0
lab*tch	1.0	0.0	-
lab*nch	0.0	0.0	-

relative Natural Colour (NC)

lab*lrj	1.0	0.0	0.0
lab*tce	1.0	0.0	-
lab*nce	0.0	0.0	-

relative Inform. Technology (IT)

olvi3*	0.5	0.5	0.5	(1.0)
cmyn3*	0.5	0.5	0.5	(0.0)
olvi4*	1.0	1.0	1.0	0.5
cmyn4*	0.0	0.0	0.0	0.5

standard and adapted CIELAB

LAB*LAB	56.71	-0.24	2.14
LAB*LABa	56.71	0.0	0.0
LAB*TCHa	50.0	0.01	-

relative CIELAB lab*

lab*lab	0.5	0.0	0.0
lab*tch	0.5	0.0	-
lab*nch	0.5	0.0	-

relative Natural Colour (NC)

lab*lrj	0.5	0.0	0.0
lab*tce	0.5	0.0	-
lab*nce	0.5	0.0	-

relative Inform. Technology (IT)

olvi3*	0.0	0.0	0.0	(1.0)
cmyn3*	1.0	1.0	1.0	(0.0)
olvi4*	1.0	1.0	1.0	0.0
cmyn4*	0.0	0.0	0.0	1.0

standard and adapted CIELAB

LAB*LAB	18.02	0.5	-0.47
LAB*LABa	18.02	0.0	0.0
LAB*TCHa	0.01	0.01	-

relative CIELAB lab*

lab*lab	0.0	0.0	0.0
lab*tch	0.0	0.0	-
lab*nch	1.0	0.0	-

relative Natural Colour (NC)

lab*lrj	0.0	0.0	0.0
lab*tce	0.0	0.0	-
lab*nce	1.0	0.0	-

$n^* = 1.0$

relative Inform. Technology (IT)

olvi3*	0.5	1.0	1.0	(1.0)
cmyn3*	0.5	0.0	0.0	(0.0)
olvi4*	0.5	1.0	1.0	1.0
cmyn4*	0.5	0.0	0.0	0.0

standard and adapted CIELAB

LAB*LAB	77.01	-15.8	-18.98
LAB*LABa	77.01	-15.16	-22.5
LAB*TCHa	75.0	27.14	236.02

relative CIELAB lab*

lab*lab	0.762	-0.278	-0.414
lab*tch	0.75	0.5	0.656
lab*nch	0.0	0.5	0.656

relative Natural Colour (NC)

lab*lrj	0.762	-0.247	-0.433
lab*tce	0.75	0.5	0.667
lab*nce	0.0	0.5	g66b

relative Inform. Technology (IT)

olvi3*	0.0	0.5	0.5	(1.0)
cmyn3*	1.0	0.5	0.5	(0.0)
olvi4*	0.5	1.0	1.0	0.5
cmyn4*	0.5	0.0	0.0	0.5

standard and adapted CIELAB

LAB*LAB	38.32	-15.05	-21.6
LAB*LABa	38.32	-15.16	-22.5
LAB*TCHa	25.01	27.14	236.02

relative CIELAB lab*

lab*lab	0.262	-0.278	-0.414
lab*tch	0.25	0.5	0.656
lab*nch	0.5	0.5	0.656

relative Natural Colour (NC)

lab*lrj	0.262	-0.247	-0.433
lab*tce	0.25	0.5	0.667
lab*nce	0.5	0.5	g66b

$n^* = 0.00$
 blackness n^*

chromaticness c^*

NE150-7, 3 step scales for constant CIELAB hue 196/360 = 0.545 (left)

3 step scales for constant CIELAB hue 236/360 = 0.656 (right)

BAM-test chart NE15; Colorimetric systems TLS00 & ORS18
 D65: 2 coordinate data of 3 step colour scales for 10 hues

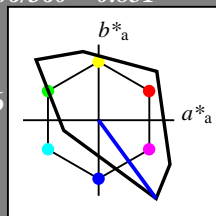
input: $olv^* setrgbcolor$
 output: no change compared to input

Input: Colorimetric Television Luminous System TLS00

for hue $h^* = lab^*h = 306/360 = 0.851$
 lab^*tch and lab^*nch

D65: hue V
LCH*Ma: 30 129 306
olv*Ma: 0.0 0.0 1.0

triangle lightness t^*



TLS00; adapted (a) CIELAB data					
	$L^*=L^*_a$	a^*_a	b^*_a	$C^*_{ab,a}$	$h^*_{ab,a}$
OMa	50.5	76.92	64.55	100.42	40
YMa	92.66	-20.69	90.75	93.08	103
LMa	83.63	-82.75	79.9	115.04	136
CMa	86.88	-46.16	-13.55	48.12	196
VMa	30.39	76.06	-103.59	128.52	306
MMa	57.3	94.35	-58.41	110.97	328
NMa	0.01	0.0	0.0	0.0	0
WMa	95.41	0.0	0.0	0.0	0
RCIE	39.92	58.74	27.99	65.07	25
JCIE	81.26	-2.88	71.56	71.62	92
GCIE	52.23	-42.41	13.6	44.55	162
BCIE	30.57	1.41	-46.46	46.49	272

%Gamut

$u^*_{rel} = 158$

%Regularity

$g^*_{H,rel} = 20$

$g^*_{C,rel} = 37$

relative Inform. Technology (IT)				
	1.0	1.0	1.0	(1.0)
olvi3*	1.0	1.0	1.0	(1.0)
cmyn3*	0.0	0.0	0.0	(0.0)
olvi4*	1.0	1.0	1.0	1.0
cmyn4*	0.0	0.0	0.0	0.0

standard and adapted CIELAB
LAB*LAB 95.41 0.0 0.0
LAB*LABa 95.41 0.0 0.0
LAB*TCHa 99.99 0.01 -

relative CIELAB lab*
lab*lab 1.0 0.0 0.0
lab*tch 1.0 0.0 -
lab*nch 0.0 0.0 -

relative Natural Colour (NC)
lab*lrj 1.0 0.0 0.0
lab*tce 1.0 0.0 -
lab*nce 0.0 0.0 -

relative Inform. Technology (IT)				
	0.5	0.5	0.5	(1.0)
olvi3*	0.5	0.5	0.5	(1.0)
cmyn3*	0.5	0.5	0.5	(0.0)
olvi4*	1.0	1.0	1.0	0.5
cmyn4*	0.0	0.0	0.0	0.5

standard and adapted CIELAB
LAB*LAB 47.72 0.0 0.0
LAB*LABa 47.72 0.0 0.0
LAB*TCHa 50.0 0.01 -

relative CIELAB lab*
lab*lab 0.5 0.0 0.0
lab*tch 0.5 0.0 -
lab*nch 0.5 0.0 -

relative Natural Colour (NC)
lab*lrj 0.5 0.0 0.0
lab*tce 0.5 0.0 -
lab*nce 0.5 0.0 -

relative Inform. Technology (IT)				
	0.0	0.0	0.0	(1.0)
olvi3*	0.0	0.0	0.0	(1.0)
cmyn3*	1.0	1.0	1.0	(0.0)
olvi4*	1.0	1.0	1.0	0.0
cmyn4*	0.0	0.0	0.0	1.0

standard and adapted CIELAB
LAB*LAB 0.03 0.0 0.0
LAB*LABa 0.03 0.0 0.0
LAB*TCHa 0.01 0.01 -

relative CIELAB lab*
lab*lab 0.0 0.0 0.0
lab*tch 0.0 0.0 -
lab*nch 1.0 0.0 -

relative Natural Colour (NC)
lab*lrj 0.0 0.0 0.0
lab*tce 0.0 0.0 -
lab*nce 1.0 0.0 -

$n^* = 1.0$

relative Inform. Technology (IT)				
	0.5	0.5	1.0	(1.0)
olvi3*	0.5	0.5	1.0	(1.0)
cmyn3*	0.5	0.5	0.0	(0.0)
olvi4*	0.5	0.5	1.0	1.0
cmyn4*	0.5	0.5	0.0	0.0

standard and adapted CIELAB
LAB*LAB 62.9 38.02 -51.78
LAB*LABa 62.9 38.02 -51.78
LAB*TCHa 75.0 64.25 306.29

relative CIELAB lab*
lab*lab 0.659 0.296 -0.402
lab*tch 0.75 0.5 0.851
lab*nch 0.0 0.5 0.851

relative Natural Colour (NC)
lab*lrj 0.659 0.23 -0.443
lab*tce 0.75 0.5 0.826
lab*nce 0.0 0.5 b30r

relative Inform. Technology (IT)				
	0.0	0.0	0.5	(1.0)
olvi3*	0.0	0.0	0.5	(1.0)
cmyn3*	1.0	1.0	0.5	(0.0)
olvi4*	0.5	0.5	1.0	0.5
cmyn4*	0.5	0.5	0.0	0.5

standard and adapted CIELAB
LAB*LAB 15.21 38.02 -51.78
LAB*LABa 15.21 38.02 -51.78
LAB*TCHa 25.01 64.25 306.29

relative CIELAB lab*
lab*lab 0.159 0.296 -0.402
lab*tch 0.25 0.5 0.851
lab*nch 0.5 0.5 0.851

relative Natural Colour (NC)
lab*lrj 0.159 0.23 -0.443
lab*tce 0.25 0.5 0.826
lab*nce 0.5 0.5 b30r

$n^* = 0.50$

relative Inform. Technology (IT)				
	0.0	0.0	1.0	(1.0)
olvi3*	0.0	0.0	1.0	(1.0)
cmyn3*	1.0	1.0	0.0	(0.0)
olvi4*	0.0	0.0	1.0	1.0
cmyn4*	1.0	1.0	0.0	0.0

standard and adapted CIELAB
LAB*LAB 30.39 76.04 -103.59
LAB*LABa 30.39 76.04 -103.59
LAB*TCHa 50.0 128.5 306.29

relative CIELAB lab*
lab*lab 0.318 0.592 -0.805
lab*tch 0.5 1.0 0.851
lab*nch 0.0 1.0 0.851

relative Natural Colour (NC)
lab*lrj 0.318 0.459 -0.887
lab*tce 0.5 1.0 0.826
lab*nce 0.0 1.0 b30r

$n^* = 0.00$

blackness n^*

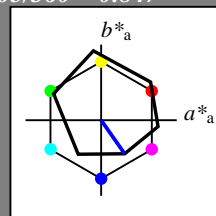
chromaticness c^*

Output: Colorimetric Offset Reflective System ORS18

for hue $h^* = lab^*h = 305/360 = 0.847$
 lab^*tch and lab^*nch

D65: hue V
LCH*Ma: 26 54 305
olv*Ma: 0.0 0.0 1.0

triangle lightness t^*



ORS18; adapted (a) CIELAB data					
	$L^*=L^*_a$	a^*_a	b^*_a	$C^*_{ab,a}$	$h^*_{ab,a}$
OMa	47.94	65.39	50.52	82.63	38
YMa	90.37	-10.26	91.75	92.32	96
LMa	50.9	-62.83	34.96	71.91	151
CMa	58.62	-30.34	-45.01	54.3	236
VMa	25.72	31.1	-44.4	54.22	305
MMa	48.13	75.28	-8.36	75.74	354
NMa	18.01	0.0	0.0	0.0	0
WMa	95.41	0.0	0.0	0.0	0
RCIE	39.92	58.66	26.98	64.57	25
JCIE	81.26	-2.16	67.76	67.79	92
GCIE	52.23	-42.25	11.76	43.87	164
BCIE	30.57	1.15	-46.84	46.86	271

%Gamut

$u^*_{rel} = 93$

%Regularity

$g^*_{H,rel} = 57$

$g^*_{C,rel} = 59$

relative Inform. Technology (IT)				
	1.0	1.0	1.0	(1.0)
olvi3*	1.0	1.0	1.0	(1.0)
cmyn3*	0.0	0.0	0.0	(0.0)
olvi4*	1.0	1.0	1.0	1.0
cmyn4*	0.0	0.0	0.0	0.0

standard and adapted CIELAB
LAB*LAB 95.41 -0.98 4.75
LAB*LABa 95.41 0.0 0.0
LAB*TCHa 99.99 0.01 -

relative CIELAB lab*
lab*lab 1.0 0.0 0.0
lab*tch 1.0 0.0 -
lab*nch 0.0 0.0 -

relative Natural Colour (NC)
lab*lrj 1.0 0.0 0.0
lab*tce 1.0 0.0 -
lab*nce 0.0 0.0 -

relative Inform. Technology (IT)				
	0.5	0.5	0.5	(1.0)
olvi3*	0.5	0.5	0.5	(1.0)
cmyn3*	0.5	0.5	0.5	(0.0)
olvi4*	1.0	1.0	1.0	0.5
cmyn4*	0.0	0.0	0.0	0.5

standard and adapted CIELAB
LAB*LAB 56.71 -0.24 2.14
LAB*LABa 56.71 0.0 0.0
LAB*TCHa 50.0 0.01 -

relative CIELAB lab*
lab*lab 0.5 0.0 0.0
lab*tch 0.5 0.0 -
lab*nch 0.5 0.0 -

relative Natural Colour (NC)
lab*lrj 0.5 0.0 0.0
lab*tce 0.5 0.0 -
lab*nce 0.5 0.0 -

relative Inform. Technology (IT)				
	0.0	0.0	0.0	(1.0)
olvi3*	0.0	0.0	0.0	(1.0)
cmyn3*	1.0	1.0	1.0	(0.0)
olvi4*	1.0	1.0	1.0	0.0
cmyn4*	0.0	0.0	0.0	1.0

standard and adapted CIELAB
LAB*LAB 18.02 0.5 -0.47
LAB*LABa 18.02 0.0 0.0
LAB*TCHa 18.01 0.01 -

relative CIELAB lab*
lab*lab 0.0 0.0 0.0
lab*tch 0.0 0.0 -
lab*nch 1.0 0.0 -

relative Natural Colour (NC)
lab*lrj 0.0 0.0 0.0
lab*tce 0.0 0.0 -
lab*nce 1.0 0.0 -

$n^* = 1.0$

relative Inform. Technology (IT)				
	0.5	0.5	1.0	(1.0)
olvi3*	0.5	0.5	1.0	(1.0)
cmyn3*	0.5	0.5	0.0	(0.0)
olvi4*	0.5	0.5	1.0	1.0
cmyn4*	0.5	0.5	0.0	0.0

standard and adapted CIELAB
LAB*LAB 60.56 15.23 -19.79
LAB*LABa 60.56 15.55 -22.19
LAB*TCHa 75.0 27.1 305.0

relative CIELAB lab*
lab*lab 0.55 0.287 -0.408
lab*tch 0.75 0.5 0.847
lab*nch 0.0 0.5 0.847

relative Natural Colour (NC)
lab*lrj 0.55 0.225 -0.446
lab*tce 0.75 0.5 0.824
lab*nce 0.0 0.5 b29r

relative Inform. Technology (IT)				
	0.0	0.0	0.5	(1.0)
olvi3*	0.0	0.0	0.5	(1.0)
cmyn3*	1.0	1.0	0.5	(0.0)
olvi4*	0.5	0.5	1.0	0.5
cmyn4*	0.5	0.5	0.0	0.5

standard and adapted CIELAB
LAB*LAB 21.87 15.97 -22.4
LAB*LABa 21.87 15.55 -22.19
LAB*TCHa 25.01 27.1 305.0

relative CIELAB lab*
lab*lab 0.05 0.287 -0.408
lab*tch 0.25 0.5 0.847
lab*nch 0.5 0.5 0.847

relative Natural Colour (NC)
lab*lrj 0.05 0.225 -0.446
lab*tce 0.25 0.5 0.824
lab*nce 0.5 0.5 b29r

$n^* = 0.00$

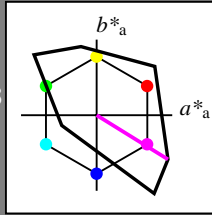
blackness n^*

chromaticness c^*

Input: Colorimetric Television Luminous System TLS00

for hue $h^* = lab^*h = 328/360 = 0.912$
 lab^*tch and lab^*nch

D65: hue M
 LCH*Ma: 57 111 328
 olv*Ma: 1.0 0.0 1.0
 triangle lightness t^*



TLS00; adapted (a) CIELAB data

	$L^*=L^*_a$	a^*_a	b^*_a	$C^*_{ab,a}$	$h^*_{ab,a}$
OMa	50.5	76.92	64.55	100.42	40
YMa	92.66	-20.69	90.75	93.08	103
LMa	83.63	-82.75	79.9	115.04	136
CMa	86.88	-46.16	-13.55	48.12	196
VMa	30.39	76.06	-103.59	128.52	306
MMa	57.3	94.35	-58.41	110.97	328
NMa	0.01	0.0	0.0	0.0	0
WMa	95.41	0.0	0.0	0.0	0
RCIE	39.92	58.74	27.99	65.07	25
JCIE	81.26	-2.88	71.56	71.62	92
GCIE	52.23	-42.41	13.6	44.55	162
BCIE	30.57	1.41	-46.46	46.49	272

%Gamut
 $u^*_{rel} = 158$
 %Regularity
 $g^*_{H,rel} = 20$
 $g^*_{C,rel} = 37$

relative Inform. Technology (IT)

olvi3*	1.0	1.0	1.0	(1.0)
cmyn3*	0.0	0.0	0.0	(0.0)
olvi4*	1.0	1.0	1.0	1.0
cmyn4*	0.0	0.0	0.0	0.0

standard and adapted CIELAB

LAB*LAB	95.41	0.0	0.0
LAB*LABa	95.41	0.0	0.0
LAB*TCHa	99.99	0.01	-

relative CIELAB lab*

lab*lab	1.0	0.0	0.0
lab*tch	1.0	0.0	-
lab*nch	0.0	0.0	-

relative Natural Colour (NC)

lab*lrj	1.0	0.0	0.0
lab*tce	1.0	0.0	-
lab*nce	0.0	0.0	-

relative Inform. Technology (IT)

olvi3*	1.0	0.5	1.0	(1.0)
cmyn3*	0.0	0.5	0.0	(0.0)
olvi4*	1.0	0.5	1.0	1.0
cmyn4*	0.0	0.5	0.0	0.0

standard and adapted CIELAB

LAB*LAB	76.35	47.17	-29.19
LAB*LABa	76.35	47.17	-29.19
LAB*TCHa	75.0	55.47	328.23

relative CIELAB lab*

lab*lab	0.8	0.425	-0.262
lab*tch	0.75	0.5	0.912
lab*nch	0.0	0.5	0.912

relative Natural Colour (NC)

lab*lrj	0.8	0.352	-0.354
lab*tce	0.75	0.5	0.874
lab*nce	0.0	0.5	b49r

relative Inform. Technology (IT)

olvi3*	0.5	0.5	0.5	(1.0)
cmyn3*	0.5	0.5	0.5	(0.0)
olvi4*	1.0	1.0	1.0	0.5
cmyn4*	0.0	0.0	0.0	0.5

standard and adapted CIELAB

LAB*LAB	47.72	0.0	0.0
LAB*LABa	47.72	0.0	0.0
LAB*TCHa	50.0	0.01	-

relative CIELAB lab*

lab*lab	0.5	0.0	0.0
lab*tch	0.5	0.0	-
lab*nch	0.5	0.0	-

relative Natural Colour (NC)

lab*lrj	0.5	0.0	0.0
lab*tce	0.5	0.0	-
lab*nce	0.5	0.0	-

relative Inform. Technology (IT)

olvi3*	0.5	0.0	0.5	(1.0)
cmyn3*	0.5	1.0	0.5	(0.0)
olvi4*	1.0	0.5	1.0	0.5
cmyn4*	0.0	0.5	0.0	0.5

standard and adapted CIELAB

LAB*LAB	28.66	47.17	-29.19
LAB*LABa	28.66	47.17	-29.19
LAB*TCHa	25.01	55.47	328.23

relative CIELAB lab*

lab*lab	0.3	0.425	-0.262
lab*tch	0.25	0.5	0.912
lab*nch	0.5	0.5	0.912

relative Natural Colour (NC)

lab*lrj	0.3	0.352	-0.354
lab*tce	0.25	0.5	0.874
lab*nce	0.5	0.5	b49r

relative Inform. Technology (IT)

olvi3*	0.0	0.0	0.0	(1.0)
cmyn3*	1.0	1.0	1.0	(0.0)
olvi4*	1.0	1.0	1.0	0.0
cmyn4*	0.0	0.0	0.0	1.0

standard and adapted CIELAB

LAB*LAB	0.03	0.0	0.0
LAB*LABa	0.03	0.0	0.0
LAB*TCHa	0.01	0.01	-

relative CIELAB lab*

lab*lab	0.0	0.0	0.0
lab*tch	0.0	0.0	-
lab*nch	1.0	0.0	-

relative Natural Colour (NC)

lab*lrj	0.0	0.0	0.0
lab*tce	0.0	0.0	-
lab*nce	1.0	0.0	-

relative Inform. Technology (IT)

olvi3*	0.5	0.0	0.5	(1.0)
cmyn3*	0.5	1.0	0.5	(0.0)
olvi4*	1.0	0.5	1.0	0.5
cmyn4*	0.0	0.5	0.0	0.5

standard and adapted CIELAB

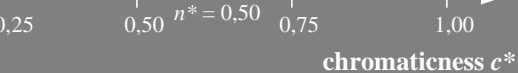
LAB*LAB	18.02	0.5	-0.47
LAB*LABa	18.02	0.5	-0.47
LAB*TCHa	18.01	0.01	-

relative CIELAB lab*

lab*lab	0.0	0.0	0.0
lab*tch	0.0	0.0	-
lab*nch	1.0	0.0	-

relative Natural Colour (NC)

lab*lrj	0.0	0.0	0.0
lab*tce	0.0	0.0	-
lab*nce	1.0	0.0	-

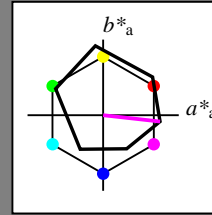


$n^* = 1.0$

Output: Colorimetric Offset Reflective System ORS18

for hue $h^* = lab^*h = 354/360 = 0.982$
 lab^*tch and lab^*nch

D65: hue M
 LCH*Ma: 48 76 354
 olv*Ma: 1.0 0.0 1.0
 triangle lightness t^*



ORS18; adapted (a) CIELAB data

	$L^*=L^*_a$	a^*_a	b^*_a	$C^*_{ab,a}$	$h^*_{ab,a}$
OMa	47.94	65.39	50.52	82.63	38
YMa	90.37	-10.26	91.75	92.32	96
LMa	50.9	-62.83	34.96	71.91	151
CMa	58.62	-30.34	-45.01	54.3	236
VMa	25.72	31.1	-44.4	54.22	305
MMa	48.13	75.28	-8.36	75.74	354
NMa	18.01	0.0	0.0	0.0	0
WMa	95.41	0.0	0.0	0.0	0
RCIE	39.92	58.66	26.98	64.57	25
JCIE	81.26	-2.16	67.76	67.79	92
GCIE	52.23	-42.25	11.76	43.87	164
BCIE	30.57	1.15	-46.84	46.86	271

%Gamut
 $u^*_{rel} = 93$
 %Regularity
 $g^*_{H,rel} = 57$
 $g^*_{C,rel} = 59$

relative Inform. Technology (IT)

olvi3*	1.0	1.0	1.0	(1.0)
cmyn3*	0.0	0.0	0.0	(0.0)
olvi4*	1.0	1.0	1.0	1.0
cmyn4*	0.0	0.0	0.0	0.0

standard and adapted CIELAB

LAB*LAB	95.41	-0.98	4.75
LAB*LABa	95.41	0.0	0.0
LAB*TCHa	99.99	0.01	-

relative CIELAB lab*

lab*lab	1.0	0.0	0.0
lab*tch	1.0	0.0	-
lab*nch	0.0	0.0	-

relative Natural Colour (NC)

lab*lrj	1.0	0.0	0.0
lab*tce	1.0	0.0	-
lab*nce	0.0	0.0	-

relative Inform. Technology (IT)

olvi3*	1.0	0.5	1.0	(1.0)
cmyn3*	0.0	0.5	0.0	(0.0)
olvi4*	1.0	0.5	1.0	1.0
cmyn4*	0.0	0.5	0.0	0.0

standard and adapted CIELAB

LAB*LAB	71.77	37.1	-1.01
LAB*LABa	71.77	37.63	-4.17
LAB*TCHa	75.0	37.86	353.66

relative CIELAB lab*

lab*lab	0.695	0.497	-0.054
lab*tch	0.75	0.5	0.982
lab*nch	0.0	0.5	0.982

relative Natural Colour (NC)

lab*lrj	0.695	0.454	-0.208
lab*tce	0.75	0.5	0.932
lab*nce	0.0	0.5	b72r

relative Inform. Technology (IT)

olvi3*	0.5	0.5	0.5	(1.0)
cmyn3*	0.5	0.5	0.5	(0.0)
olvi4*	1.0	1.0	1.0	0.5
cmyn4*	0.0	0.0	0.0	0.5

standard and adapted CIELAB

LAB*LAB	56.71	-0.24	2.14
LAB*LABa	56.71	0.0	0.0
LAB*TCHa	50.0	0.01	-

relative CIELAB lab*

lab*lab	0.5	0.0	0.0
lab*tch	0.5	0.0	-
lab*nch	0.5	0.0	-

relative Natural Colour (NC)

lab*lrj	0.5	0.0	0.0
lab*tce	0.5	0.0	-
lab*nce	0.5	0.0	-

relative Inform. Technology (IT)

olvi3*	0.5	0.0	0.5	(1.0)
cmyn3*	0.5	1.0	0.5	(0.0)
olvi4*	1.0	0.5	1.0	0.5
cmyn4*	0.0	0.5	0.0	0.5

standard and adapted CIELAB

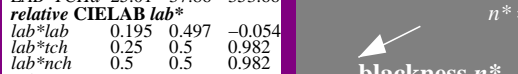
LAB*LAB	33.07	37.84	-3.62
LAB*LABa	33.07	37.63	-4.17
LAB*TCHa	25.01	37.86	353.66

relative CIELAB lab*


lab*lab	0.195	0.497	-0.054
lab*tch	0.25	0.5	0.982
lab*nch	0.5	0.5	0.982

relative Natural Colour (NC)

lab*lrj	0.195	0.454	-0.208
lab*tce	0.25	0.5	0.932
lab*nce	0.5	0.5	b72r



$n^* = 0.00$



$n^* = 1.0$

NE150-7, 3 step scales for constant CIELAB hue 328/360 = 0.912 (left)

3 step scales for constant CIELAB hue 354/360 = 0.982 (right)

BAM-test chart NE15; Colorimetric systems TLS00 & ORS18
 D65: 2 coordinate data of 3 step colour scales for 10 hues

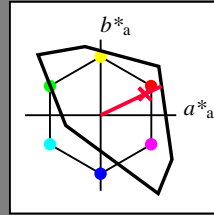
input: olv* setrgbcolor
 output: no change compared to input

Input: Colorimetric Television Luminous System TLS00

for hue $h^* = lab^*h = 25/360 = 0.071$
 lab^*tch and lab^*nch

D65: hue R
 LCH*Ma: 52 89 25
 olv*Ma: 1.0 0.0 0.21

triangle lightness t^*



TLS00; adapted (a) CIELAB data

	$L^*=L^*_a$	a^*_a	b^*_a	$C^*_{ab,a}$	$h^*_{ab,a}$
OMa	50.5	76.92	64.55	100.42	40
YMa	92.66	-20.69	90.75	93.08	103
LMa	83.63	-82.75	79.9	115.04	136
CMa	86.88	-46.16	-13.55	48.12	196
VMa	30.39	76.06	-103.59	128.52	306
MMa	57.3	94.35	-58.41	110.97	328
NMa	0.01	0.0	0.0	0.0	0
WMa	95.41	0.0	0.0	0.0	0
RCIE	39.92	58.74	27.99	65.07	25
JCIE	81.26	-2.88	71.56	71.62	92
GCIE	52.23	-42.41	13.6	44.55	162
BCIE	30.57	1.41	-46.46	46.49	272

%Gamut

$u^*_{rel} = 158$

%Regularity

$g^*_{H,rel} = 20$

$g^*_{C,rel} = 37$

relative Inform. Technology (IT)

olvi3*	1.0	1.0	1.0	(1.0)
cmyn3*	0.0	0.0	0.0	(0.0)
olvi4*	1.0	1.0	1.0	1.0
cmyn4*	0.0	0.0	0.0	0.0

standard and adapted CIELAB

LAB*LAB	95.41	0.0	0.0
LAB*LABa	95.41	0.0	0.0
LAB*TCHa	99.99	0.01	-

relative CIELAB lab*

lab*lab	1.0	0.0	0.0
lab*tch	1.0	0.0	-
lab*nch	0.0	0.0	-

relative Natural Colour (NC)

lab*lrj	1.0	0.0	0.0
lab*tce	1.0	0.0	-
lab*nce	0.0	0.0	-

relative Inform. Technology (IT)

olvi3*	0.5	0.5	0.5	(1.0)
cmyn3*	0.5	0.5	0.5	(0.0)
olvi4*	1.0	1.0	1.0	0.5
cmyn4*	0.0	0.0	0.0	0.5

standard and adapted CIELAB

LAB*LAB	47.72	0.0	0.0
LAB*LABa	47.72	0.0	0.0
LAB*TCHa	50.0	0.01	-

relative CIELAB lab*

lab*lab	0.5	0.0	0.0
lab*tch	0.5	0.0	-
lab*nch	0.5	0.0	-

relative Natural Colour (NC)

lab*lrj	0.5	0.0	0.0
lab*tce	0.5	0.0	-
lab*nce	0.5	0.0	-

relative Inform. Technology (IT)

olvi3*	0.0	0.0	0.0	(1.0)
cmyn3*	1.0	1.0	1.0	(0.0)
olvi4*	1.0	1.0	1.0	0.0
cmyn4*	0.0	0.0	0.0	1.0

standard and adapted CIELAB

LAB*LAB	0.03	0.0	0.0
LAB*LABa	0.03	0.0	0.0
LAB*TCHa	0.01	0.01	-

relative CIELAB lab*

lab*lab	0.0	0.0	0.0
lab*tch	0.0	0.0	-
lab*nch	1.0	0.0	-

relative Natural Colour (NC)

lab*lrj	0.0	0.0	0.0
lab*tce	0.0	0.0	-
lab*nce	1.0	0.0	-

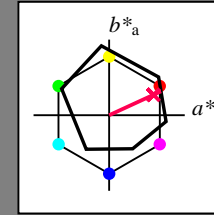
$n^* = 1.0$

Output: Colorimetric Offset Reflective System ORS18

for hue $h^* = lab^*h = 25/360 = 0.069$
 lab^*tch and lab^*nch

D65: hue R
 LCH*Ma: 48 75 25
 olv*Ma: 1.0 0.0 0.32

triangle lightness t^*



ORS18; adapted (a) CIELAB data

	$L^*=L^*_a$	a^*_a	b^*_a	$C^*_{ab,a}$	$h^*_{ab,a}$
OMa	47.94	65.39	50.52	82.63	38
YMa	90.37	-10.26	91.75	92.32	96
LMa	50.9	-62.83	34.96	71.91	151
CMa	58.62	-30.34	-45.01	54.3	236
VMa	25.72	31.1	-44.4	54.22	305
MMa	48.13	75.28	-8.36	75.74	354
NMa	18.01	0.0	0.0	0.0	0
WMa	95.41	0.0	0.0	0.0	0
RCIE	39.92	58.66	26.98	64.57	25
JCIE	81.26	-2.16	67.76	67.79	92
GCIE	52.23	-42.25	11.76	43.87	164
BCIE	30.57	1.15	-46.84	46.86	271

%Gamut

$u^*_{rel} = 93$

%Regularity

$g^*_{H,rel} = 57$

$g^*_{C,rel} = 59$

relative Inform. Technology (IT)

olvi3*	1.0	1.0	1.0	(1.0)
cmyn3*	0.0	0.0	0.0	(0.0)
olvi4*	1.0	1.0	1.0	1.0
cmyn4*	0.0	0.0	0.0	0.0

standard and adapted CIELAB

LAB*LAB	95.41	-0.98	4.75
LAB*LABa	95.41	0.0	0.0
LAB*TCHa	99.99	0.01	-

relative CIELAB lab*

lab*lab	1.0	0.0	0.0
lab*tch	1.0	0.0	-
lab*nch	0.0	0.0	-

relative Natural Colour (NC)

lab*lrj	1.0	0.0	0.0
lab*tce	1.0	0.0	-
lab*nce	0.0	0.0	-

relative Inform. Technology (IT)

olvi3*	0.5	0.5	0.5	(1.0)
cmyn3*	0.5	0.5	0.5	(0.0)
olvi4*	1.0	1.0	1.0	0.5
cmyn4*	0.0	0.0	0.0	0.5

standard and adapted CIELAB

LAB*LAB	56.71	-0.24	2.14
LAB*LABa	56.71	0.0	0.0
LAB*TCHa	50.0	0.01	-

relative CIELAB lab*

lab*lab	0.5	0.0	0.0
lab*tch	0.5	0.0	-
lab*nch	0.5	0.0	-

relative Natural Colour (NC)

lab*lrj	0.5	0.0	0.0
lab*tce	0.5	0.0	-
lab*nce	0.5	0.0	-

relative Inform. Technology (IT)

olvi3*	1.0	0.5	0.661	(1.0)
cmyn3*	0.0	0.5	0.339	(0.0)
olvi4*	1.0	0.5	0.661	1.0
cmyn4*	0.0	0.5	0.339	0.0

standard and adapted CIELAB

LAB*LAB	71.7	33.75	18.92
LAB*LABa	71.7	34.28	15.76
LAB*TCHa	75.0	37.73	24.7

relative CIELAB lab*

lab*lab	0.694	0.454	0.209
lab*tch	0.75	0.5	0.069
lab*nch	0.0	0.5	0.069

relative Natural Colour (NC)

lab*lrj	0.694	0.5	0.0
lab*tce	0.75	0.5	1.0
lab*nce	0.0	0.5	0.999

relative Inform. Technology (IT)

olvi3*	1.0	0.0	0.322	(1.0)
cmyn3*	0.0	1.0	0.678	(0.0)
olvi4*	1.0	0.0	0.322	1.0
cmyn4*	0.0	1.0	0.678	0.0

standard and adapted CIELAB

LAB*LAB	48.0	68.48	33.09
LAB*LABa	48.0	68.56	31.53
LAB*TCHa	50.0	75.47	24.7

relative CIELAB lab*

lab*lab	0.388	0.908	0.418
lab*tch	0.5	1.0	0.069
lab*nch	0.0	1.0	0.069

relative Natural Colour (NC)

lab*lrj	0.388	1.0	0.0
lab*tce	0.5	1.0	0.0
lab*nce	0.0	1.0	0.999

$n^* = 0.00$

$n^* = 0.00$
 blackness n^*

chromaticness c^*

$n^* = 0.00$
 blackness n^*

chromaticness c^*

relative Inform. Technology (IT)

olvi3*	0.0	0.0	0.0	(1.0)
cmyn3*	1.0	1.0	1.0	(0.0)
olvi4*	1.0	1.0	1.0	0.0
cmyn4*	0.0	0.0	0.0	1.0

standard and adapted CIELAB

LAB*LAB	18.02	0.5	-0.47
LAB*LABa	18.02	0.0	0.0
LAB*TCHa	0.01	0.01	-

relative CIELAB lab*

lab*lab	0.0	0.0	0.0
lab*tch	0.0	0.0	-
lab*nch	1.0	0.0	-

relative Natural Colour (NC)

lab*lrj	0.0	0.0	0.0
lab*tce	0.0	0.0	-
lab*nce	1.0	0.0	-

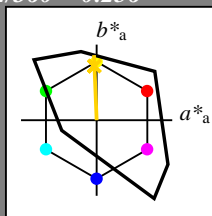
$n^* = 1.0$

Input: Colorimetric Television Luminous System TLS00

for hue $h^* = lab^*h = 92/360 = 0.256$
 lab^*tch and lab^*nch

D65: hue J
 LCH*Ma: 85 86 92
 olv*Ma: 1.0 0.82 0.0

triangle lightness t^*



TLS00; adapted (a) CIELAB data

	L^*	a^*_a	b^*_a	$C^*_{ab,a}$	$h^*_{ab,a}$
OMa	50.5	76.92	64.55	100.42	40
YMa	92.66	-20.69	90.75	93.08	103
LMa	83.63	-82.75	79.9	115.04	136
CMa	86.88	-46.16	-13.55	48.12	196
VMa	30.39	76.06	-103.59	128.52	306
MMa	57.3	94.35	-58.41	110.97	328
NMa	0.01	0.0	0.0	0.0	0
WMa	95.41	0.0	0.0	0.0	0
RCIE	39.92	58.74	27.99	65.07	25
JCIE	81.26	-2.88	71.56	71.62	92
GCIE	52.23	-42.41	13.6	44.55	162
BCIE	30.57	1.41	-46.46	46.49	272

%Gamut
 $u^*_{rel} = 158$
 %Regularity
 $g^*_{H,rel} = 20$
 $g^*_{C,rel} = 37$

relative Inform. Technology (IT)

olvi3*	1.0	1.0	1.0	(1.0)
cmyn3*	0.0	0.0	0.0	(0.0)
olvi4*	1.0	1.0	1.0	1.0
cmyn4*	0.0	0.0	0.0	0.0

standard and adapted CIELAB
 LAB*LAB 95.41 0.0 0.0
 LAB*LABa 95.41 0.0 0.0
 LAB*TCHa 99.99 0.01 -

relative CIELAB lab*

lab*lab	1.0	0.0	0.0
lab*tch	1.0	0.0	-
lab*nch	0.0	0.0	-

relative Natural Colour (NC)

lab*lrj	1.0	0.0	0.0
lab*tce	1.0	0.0	-
lab*nce	0.0	0.0	-

relative Inform. Technology (IT)

olvi3*	0.5	0.5	0.5	(1.0)
cmyn3*	0.5	0.5	0.5	(0.0)
olvi4*	1.0	1.0	1.0	0.5
cmyn4*	0.0	0.0	0.0	0.5

standard and adapted CIELAB
 LAB*LAB 47.72 0.0 0.0
 LAB*LABa 47.72 0.0 0.0
 LAB*TCHa 50.0 0.01 -

relative CIELAB lab*

lab*lab	0.5	0.0	0.0
lab*tch	0.5	0.0	-
lab*nch	0.5	0.0	-

relative Natural Colour (NC)

lab*lrj	0.5	0.0	0.0
lab*tce	0.5	0.0	-
lab*nce	0.5	0.0	-

relative Inform. Technology (IT)

olvi3*	0.0	0.0	0.0	(1.0)
cmyn3*	1.0	1.0	1.0	(0.0)
olvi4*	1.0	1.0	1.0	0.0
cmyn4*	0.0	0.0	0.0	1.0

standard and adapted CIELAB
 LAB*LAB 0.03 0.0 0.0
 LAB*LABa 0.03 0.0 0.0
 LAB*TCHa 0.01 0.01 -

relative CIELAB lab*

lab*lab	0.0	0.0	0.0
lab*tch	0.0	0.0	-
lab*nch	1.0	0.0	-

relative Natural Colour (NC)

lab*lrj	0.0	0.0	0.0
lab*tce	0.0	0.0	-
lab*nce	1.0	0.0	-

$n^* = 1.0$

relative Inform. Technology (IT)

olvi3*	1.0	0.912	0.5	(1.0)
cmyn3*	0.0	0.088	0.5	(0.0)
olvi4*	1.0	0.912	0.5	1.0
cmyn4*	0.0	0.088	0.5	0.0

standard and adapted CIELAB
 LAB*LAB 90.31 -1.74 43.06
 LAB*LABa 90.31 -1.74 43.06
 LAB*TCHa 75.0 43.09 92.32

relative CIELAB lab*

lab*lab	0.947	-0.019	0.499
lab*tch	0.75	0.5	0.256
lab*nch	0.0	0.5	0.256

relative Natural Colour (NC)

lab*lrj	0.947	0.0	0.5
lab*tce	0.75	0.5	0.25
lab*nce	0.0	0.5	j00g

relative Inform. Technology (IT)

olvi3*	0.5	0.412	0.0	(1.0)
cmyn3*	0.5	0.588	1.0	(0.0)
olvi4*	1.0	0.912	0.5	0.5
cmyn4*	0.0	0.088	0.5	0.5

standard and adapted CIELAB
 LAB*LAB 42.62 -1.73 43.05
 LAB*LABa 42.62 -1.73 43.05
 LAB*TCHa 25.01 43.09 92.31

relative CIELAB lab*

lab*lab	0.447	-0.019	0.499
lab*tch	0.25	0.5	0.256
lab*nch	0.5	0.5	0.256

relative Natural Colour (NC)

lab*lrj	0.447	0.0	0.5
lab*tce	0.25	0.5	0.25
lab*nce	0.5	0.5	r99j

$n^* = 0.50$

chromaticness c^*

relative Inform. Technology (IT)

olvi3*	1.0	0.824	0.0	(1.0)
cmyn3*	0.0	0.176	1.0	(0.0)
olvi4*	1.0	0.824	0.0	1.0
cmyn4*	0.0	0.176	1.0	0.0

standard and adapted CIELAB
 LAB*LAB 85.22 -3.47 86.11
 LAB*LABa 85.22 -3.47 86.11
 LAB*TCHa 50.0 86.18 92.32

relative CIELAB lab*

lab*lab	0.893	-0.039	0.999
lab*tch	0.5	1.0	0.256
lab*nch	0.0	1.0	0.256

relative Natural Colour (NC)

lab*lrj	0.893	0.0	1.0
lab*tce	0.5	1.0	0.25
lab*nce	0.0	1.0	j00g

$n^* = 0.00$

blackness n^*

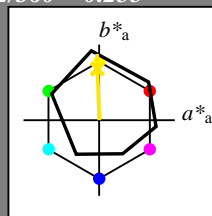
chromaticness c^*

Output: Colorimetric Offset Reflective System ORS18

for hue $h^* = lab^*h = 92/360 = 0.255$
 lab^*tch and lab^*nch

D65: hue J
 LCH*Ma: 86 88 92
 olv*Ma: 1.0 0.9 0.0

triangle lightness t^*



ORS18; adapted (a) CIELAB data

	L^*	a^*_a	b^*_a	$C^*_{ab,a}$	$h^*_{ab,a}$
OMa	47.94	65.39	50.52	82.63	38
YMa	90.37	-10.26	91.75	92.32	96
LMa	50.9	-62.83	34.96	71.91	151
CMa	58.62	-30.34	-45.01	54.3	236
VMa	25.72	31.1	-44.4	54.22	305
MMa	48.13	75.28	-8.36	75.74	354
NMa	18.01	0.0	0.0	0.0	0
WMa	95.41	0.0	0.0	0.0	0
RCIE	39.92	58.66	26.98	64.57	25
JCIE	81.26	-2.16	67.76	67.79	92
GCIE	52.23	-42.25	11.76	43.87	164
BCIE	30.57	1.15	-46.84	46.86	271

%Gamut
 $u^*_{rel} = 93$
 %Regularity
 $g^*_{H,rel} = 57$
 $g^*_{C,rel} = 59$

relative Inform. Technology (IT)

olvi3*	1.0	1.0	1.0	(1.0)
cmyn3*	0.0	0.0	0.0	(0.0)
olvi4*	1.0	1.0	1.0	1.0
cmyn4*	0.0	0.0	0.0	0.0

standard and adapted CIELAB
 LAB*LAB 95.41 -0.98 4.75
 LAB*LABa 95.41 0.0 0.0
 LAB*TCHa 99.99 0.01 -

relative CIELAB lab*

lab*lab	1.0	0.0	0.0
lab*tch	1.0	0.0	-
lab*nch	0.0	0.0	-

relative Natural Colour (NC)

lab*lrj	1.0	0.0	0.0
lab*tce	1.0	0.0	-
lab*nce	0.0	0.0	-

relative Inform. Technology (IT)

olvi3*	0.5	0.5	0.5	(1.0)
cmyn3*	0.5	0.5	0.5	(0.0)
olvi4*	1.0	1.0	1.0	0.5
cmyn4*	0.0	0.0	0.0	0.5

standard and adapted CIELAB
 LAB*LAB 56.71 -0.24 2.14
 LAB*LABa 56.71 0.0 0.0
 LAB*TCHa 50.0 0.01 -

relative CIELAB lab*

lab*lab	0.5	0.0	0.0
lab*tch	0.5	0.0	-
lab*nch	0.5	0.0	-

relative Natural Colour (NC)

lab*lrj	0.5	0.0	0.0
lab*tce	0.5	0.0	-
lab*nce	0.5	0.0	-

relative Inform. Technology (IT)

olvi3*	1.0	0.951	0.5	(1.0)
cmyn3*	0.0	0.049	0.5	(0.0)
olvi4*	1.0	0.951	0.5	1.0
cmyn4*	0.0	0.049	0.5	0.0

standard and adapted CIELAB
 LAB*LAB 90.8 -2.3 48.29
 LAB*LABa 90.8 -1.4 43.84
 LAB*TCHa 75.0 43.86 91.85

relative CIELAB lab*

lab*lab	0.94	-0.015	0.5
lab*tch	0.75	0.5	0.255
lab*nch	0.0	0.5	0.255

relative Natural Colour (NC)

lab*lrj	0.94	0.0	0.5
lab*tce	0.75	0.5	0.25
lab*nce	0.0	0.5	j00g

relative Inform. Technology (IT)

olvi3*	0.5	0.451	0.0	(1.0)
cmyn3*	0.5	0.549	1.0	(0.0)
olvi4*	1.0	0.951	0.5	0.5
cmyn4*	0.0	0.049	0.5	0.5

standard and adapted CIELAB
 LAB*LAB 52.1 -1.55 45.67
 LAB*LABa 52.1 -1.39 43.83
 LAB*TCHa 25.01 43.86 91.84

relative CIELAB lab*

lab*lab	0.44	-0.015	0.5
lab*tch	0.25	0.5	0.255
lab*nch	0.5	0.5	0.255

relative Natural Colour (NC)

lab*lrj	0.44	0.0	0.5
lab*tce	0.25	0.5	0.25
lab*nce	0.5	0.5	r99j

$n^* = 0.00$

blackness n^*

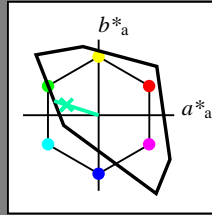
chromaticness c^*

Input: Colorimetric Television Luminous System TLS00

for hue $h^* = lab^*h = 162/360 = 0.451$
 lab^*tch and lab^*nch

D65: hue G
 LCH*Ma: 86 62 162
 olv*Ma: 0.0 1.0 0.65

triangle lightness t^*



TLS00; adapted (a) CIELAB data

	L^*	a^*_a	b^*_a	$C^*_{ab,a}$	$h^*_{ab,a}$
OMa	50.5	76.92	64.55	100.42	40
YMa	92.66	-20.69	90.75	93.08	103
LMa	83.63	-82.75	79.9	115.04	136
CMa	86.88	-46.16	-13.55	48.12	196
VMa	30.39	76.06	-103.59	128.52	306
MMa	57.3	94.35	-58.41	110.97	328
NMa	0.01	0.0	0.0	0.0	0
WMa	95.41	0.0	0.0	0.0	0
RCIE	39.92	58.74	27.99	65.07	25
JCIE	81.26	-2.88	71.56	71.62	92
GCIE	52.23	-42.41	13.6	44.55	162
BCIE	30.57	1.41	-46.46	46.49	272

%Gamut

$u^*_{rel} = 158$

%Regularity

$g^*_{H,rel} = 20$

$g^*_{C,rel} = 37$

relative Inform. Technology (IT)

olvi3*	1.0	1.0	1.0	(1.0)
cmyn3*	0.0	0.0	0.0	(0.0)
olvi4*	1.0	1.0	1.0	1.0
cmyn4*	0.0	0.0	0.0	0.0

standard and adapted CIELAB

LAB*LAB	95.41	0.0	0.0
LAB*LABa	95.41	0.0	0.0
LAB*TCHa	99.99	0.01	-

relative CIELAB lab*

lab*lab	1.0	0.0	0.0
lab*tch	1.0	0.0	-
lab*nch	0.0	0.0	-

relative Natural Colour (NC)

lab*lrj	1.0	0.0	0.0
lab*tce	1.0	0.0	-
lab*nce	0.0	0.0	-

relative Inform. Technology (IT)

olvi3*	0.5	0.5	0.5	(1.0)
cmyn3*	0.5	0.5	0.5	(0.0)
olvi4*	1.0	1.0	1.0	0.5
cmyn4*	0.0	0.0	0.0	0.5

standard and adapted CIELAB

LAB*LAB	47.72	0.0	0.0
LAB*LABa	47.72	0.0	0.0
LAB*TCHa	50.0	0.01	-

relative CIELAB lab*

lab*lab	0.5	0.0	0.0
lab*tch	0.5	0.0	-
lab*nch	0.5	0.0	-

relative Natural Colour (NC)

lab*lrj	0.5	0.0	0.0
lab*tce	0.5	0.0	-
lab*nce	0.5	0.0	-

relative Inform. Technology (IT)

olvi3*	0.0	0.0	0.0	(1.0)
cmyn3*	1.0	1.0	1.0	(0.0)
olvi4*	1.0	1.0	1.0	0.0
cmyn4*	0.0	0.0	0.0	1.0

standard and adapted CIELAB

LAB*LAB	0.03	0.0	0.0
LAB*LABa	0.03	0.0	0.0
LAB*TCHa	0.01	0.01	-

relative CIELAB lab*

lab*lab	0.0	0.0	0.0
lab*tch	0.0	0.0	-
lab*nch	1.0	0.0	-

relative Natural Colour (NC)

lab*lrj	0.0	0.0	0.0
lab*tce	0.0	0.0	-
lab*nce	1.0	0.0	-

$n^* = 1.0$

relative Inform. Technology (IT)

olvi3*	0.5	1.0	0.826	(1.0)
cmyn3*	0.5	0.0	0.174	(0.0)
olvi4*	0.5	1.0	0.827	1.0
cmyn4*	0.5	0.0	0.173	0.0

standard and adapted CIELAB

LAB*LAB	90.57	-29.42	9.43
LAB*LABa	90.57	-29.42	9.43
LAB*TCHa	75.0	30.9	162.23

relative CIELAB lab*

lab*lab	0.949	-0.475	0.153
lab*tch	0.75	0.5	0.451
lab*nch	0.0	0.5	0.451

relative Natural Colour (NC)

lab*lrj	0.949	-0.499	0.0
lab*tce	0.75	0.5	0.5
lab*nce	0.0	0.5	g00b

relative Inform. Technology (IT)

olvi3*	0.0	0.5	0.326	(1.0)
cmyn3*	1.0	0.5	0.674	(0.0)
olvi4*	0.5	1.0	0.826	0.5
cmyn4*	0.5	0.0	0.174	0.5

standard and adapted CIELAB

LAB*LAB	42.88	-29.42	9.44
LAB*LABa	42.88	-29.42	9.44
LAB*TCHa	25.01	30.91	162.22

relative CIELAB lab*

lab*lab	0.449	-0.475	0.153
lab*tch	0.25	0.5	0.451
lab*nch	0.5	0.5	0.451

relative Natural Colour (NC)

lab*lrj	0.449	-0.499	0.0
lab*tce	0.25	0.5	0.5
lab*nce	0.5	0.5	199g

chromaticness c^*

0.25	0.50	0.75	1.00
------	------	------	------

$n^* = 0.50$

relative Inform. Technology (IT)

olvi3*	0.0	1.0	0.653	(1.0)
cmyn3*	1.0	0.0	0.347	(0.0)
olvi4*	0.0	1.0	0.653	1.0
cmyn4*	1.0	0.0	0.347	0.0

standard and adapted CIELAB

LAB*LAB	85.74	-58.84	18.87
LAB*LABa	85.74	-58.84	18.87
LAB*TCHa	50.0	61.8	162.23

relative CIELAB lab*

lab*lab	0.899	-0.951	0.305
lab*tch	0.5	1.0	0.451
lab*nch	0.0	1.0	0.451

relative Natural Colour (NC)

lab*lrj	0.899	-0.999	0.0
lab*tce	0.5	1.0	0.5
lab*nce	0.0	1.0	g00b

chromaticness c^*

0.25	0.50	0.75	1.00
------	------	------	------

$n^* = 0.00$

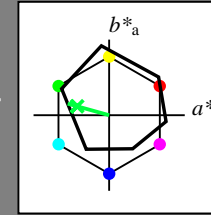
blackness n^*

Output: Colorimetric Offset Reflective System ORS18

for hue $h^* = lab^*h = 164/360 = 0.457$
 lab^*tch and lab^*nch

D65: hue G
 LCH*Ma: 53 57 164
 olv*Ma: 0.0 1.0 0.25

triangle lightness t^*



ORS18; adapted (a) CIELAB data

	L^*	a^*_a	b^*_a	$C^*_{ab,a}$	$h^*_{ab,a}$
OMa	47.94	65.39	50.52	82.63	38
YMa	90.37	-10.26	91.75	92.32	96
LMa	50.9	-62.83	34.96	71.91	151
CMa	58.62	-30.34	-45.01	54.3	236
VMa	25.72	31.1	-44.4	54.22	305
MMa	48.13	75.28	-8.36	75.74	354
NMa	18.01	0.0	0.0	0.0	0
WMa	95.41	0.0	0.0	0.0	0
RCIE	39.92	58.66	26.98	64.57	25
JCIE	81.26	-2.16	67.76	67.79	92
GCIE	52.23	-42.25	11.76	43.87	164
BCIE	30.57	1.15	-46.84	46.86	271

%Gamut

$u^*_{rel} = 93$

%Regularity

$g^*_{H,rel} = 57$

$g^*_{C,rel} = 59$

relative Inform. Technology (IT)

olvi3*	1.0	1.0	1.0	(1.0)
cmyn3*	0.0	0.0	0.0	(0.0)
olvi4*	1.0	1.0	1.0	1.0
cmyn4*	0.0	0.0	0.0	0.0

standard and adapted CIELAB

LAB*LAB	95.41	-0.98	4.75
LAB*LABa	95.41	0.0	0.0
LAB*TCHa	99.99	0.01	-

relative CIELAB lab*

lab*lab	1.0	0.0	0.0
lab*tch	1.0	0.0	-
lab*nch	0.0	0.0	-

relative Natural Colour (NC)

lab*lrj	1.0	0.0	0.0
lab*tce	1.0	0.0	-
lab*nce	0.0	0.0	-

relative Inform. Technology (IT)

olvi3*	0.5	0.5	0.5	(1.0)
cmyn3*	0.5	0.5	0.5	(0.0)
olvi4*	1.0	1.0	1.0	0.5
cmyn4*	0.0	0.0	0.0	0.5

standard and adapted CIELAB

LAB*LAB	56.71	-0.24	2.14
LAB*LABa	56.71	0.0	0.0
LAB*TCHa	50.0	0.01	-

relative CIELAB lab*

lab*lab	0.5	0.0	0.0
lab*tch	0.5	0.0	-
lab*nch	0.5	0.0	-

relative Natural Colour (NC)

lab*lrj	0.5	0.0	0.0
lab*tce	0.5	0.0	-
lab*nce	0.5	0.0	-

relative Inform. Technology (IT)

olvi3*	0.0	0.0	0.0	(1.0)
cmyn3*	1.0	1.0	1.0	(0.0)
olvi4*	1.0	1.0	1.0	0.0
cmyn4*	0.0	0.0	0.0	1.0

standard and adapted CIELAB

LAB*LAB	18.02	0.5	-0.47
LAB*LABa	18.02	0.0	0.0
LAB*TCHa	0.01	0.01	-

relative CIELAB lab*

lab*lab	0.0	0.0	0.0
lab*tch	0.0	0.0	-
lab*nch	1.0	0.0	-

relative Natural Colour (NC)

lab*lrj	0.0	0.0	0.0
lab*tce	0.0	0.0	-
lab*nce	1.0	0.0	-

$n^* = 1.0$

relative Inform. Technology (IT)

olvi3*	0.5	1.0	0.623	(1.0)
cmyn3*	0.5	0.0	0.377	(0.0)
olvi4*	0.5	1.0	0.623	1.0
cmyn4*	0.5	0.0	0.377	0.0

standard and adapted CIELAB

LAB*LAB	74.1	-27.98	10.94
LAB*LABa	74.1	-27.4	7.62
LAB*TCHa	75.0	28.45	164.46

relative CIELAB lab*

lab*lab	0.725	-0.481	0.134
lab*tch	0.75	0.5	0.457
lab*nch	0.0	0.5	0.457

relative Natural Colour (NC)

lab*lrj	0.725	-0.499	0.0
lab*tce	0.75	0.5	0.5
lab*nce	0.0	0.5	g00b

relative Inform. Technology (IT)

olvi3*	0.0	0.5	0.123	(1.0)
cmyn3*	1.0	0.5	0.877	(0.0)
olvi4*	0.5	1.0	0.623	0.5
cmyn4*	0.5	0.0	0.377	0.5

standard and adapted CIELAB

LAB*LAB	35.41	-27.24	8.34
LAB*LABa	35.41	-27.4	7.63
LAB*TCHa	25.01	28.46	164.44

relative CIELAB lab*

lab*lab	0.225	-0.481	0.134
lab*tch	0.25	0.5	0.457
lab*nch	0.5	0.5	0.457

relative Natural Colour (NC)

lab*lrj	0.225	-0.499	0.0
lab*tce	0.25	0.5	0.5
lab*nce	0.5	0.5	199g

chromaticness c^*

0.25	0.50	0.75	1.00
------	------	------	------

$n^* = 0.00$

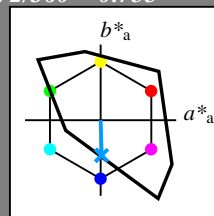
blackness n^*

Input: Colorimetric Television Luminous System TLS00

for hue $h^* = lab^*h = 272/360 = 0.755$
 lab^*tch and lab^*nch

D65: hue B
 LCH*Ma: 65 49 272
 olv*Ma: 0.0 0.61 1.0

triangle lightness t^*



%Gamut

$u^*_{rel} = 158$

%Regularity

$g^*_{H,rel} = 20$

$g^*_{C,rel} = 37$

relative Inform. Technology (IT)				
olvi3*	1.0	1.0	1.0	(1.0)
cmyn3*	0.0	0.0	0.0	(0.0)
olvi4*	1.0	1.0	1.0	1.0
cmyn4*	0.0	0.0	0.0	0.0

standard and adapted CIELAB
 LAB*LAB 95.41 0.0 0.0
 LAB*LABa 95.41 0.0 0.0
 LAB*TCHa 99.99 0.01 -

relative CIELAB lab*
 lab*lab 1.0 0.0 0.0
 lab*tch 1.0 0.0 -
 lab*nch 0.0 0.0 -

relative Natural Colour (NC)
 lab*lrj 1.0 0.0 0.0
 lab*tce 1.0 0.0 -
 lab*nce 0.0 0.0 -

relative Inform. Technology (IT)				
olvi3*	0.5	0.5	0.5	(1.0)
cmyn3*	0.5	0.5	0.5	(0.0)
olvi4*	1.0	1.0	1.0	0.5
cmyn4*	0.0	0.0	0.0	0.5

standard and adapted CIELAB
 LAB*LAB 47.72 0.0 0.0
 LAB*LABa 47.72 0.0 0.0
 LAB*TCHa 50.0 0.01 -

relative CIELAB lab*
 lab*lab 0.5 0.0 0.0
 lab*tch 0.5 0.0 -
 lab*nch 0.5 0.0 -

relative Natural Colour (NC)
 lab*lrj 0.5 0.0 0.0
 lab*tce 0.5 0.0 -
 lab*nce 0.5 0.0 -

relative Inform. Technology (IT)				
olvi3*	0.0	0.0	0.0	(1.0)
cmyn3*	1.0	1.0	1.0	(0.0)
olvi4*	1.0	1.0	1.0	0.0
cmyn4*	0.0	0.0	0.0	1.0

standard and adapted CIELAB
 LAB*LAB 0.03 0.0 0.0
 LAB*LABa 0.03 0.0 0.0
 LAB*TCHa 0.01 0.01 -

relative CIELAB lab*
 lab*lab 0.0 0.0 0.0
 lab*tch 0.0 0.0 -
 lab*nch 1.0 0.0 -

relative Natural Colour (NC)
 lab*lrj 0.0 0.0 0.0
 lab*tce 0.0 0.0 -
 lab*nce 1.0 0.0 -

$n^* = 1.0$

TLS00; adapted (a) CIELAB data

	$L^*=L^*_a$	a^*_a	b^*_a	$C^*_{ab,a}$	$h^*_{ab,a}$
OMa	50.5	76.92	64.55	100.42	40
YMa	92.66	-20.69	90.75	93.08	103
LMa	83.63	-82.75	79.9	115.04	136
CMa	86.88	-46.16	-13.55	48.12	196
VMa	30.39	76.06	-103.59	128.52	306
MMa	57.3	94.35	-58.41	110.97	328
NMa	0.01	0.0	0.0	0.0	0
WMa	95.41	0.0	0.0	0.0	0
RCIE	39.92	58.74	27.99	65.07	25
JCIE	81.26	-2.88	71.56	71.62	92
GCIE	52.23	-42.41	13.6	44.55	162
BCIE	30.57	1.41	-46.46	46.49	272

relative Inform. Technology (IT)				
olvi3*	0.5	0.805	1.0	(1.0)
cmyn3*	0.5	0.195	0.0	(0.0)
olvi4*	0.5	0.805	1.0	1.0
cmyn4*	0.5	0.195	0.0	0.0

standard and adapted CIELAB
 LAB*LAB 80.13 0.73 -24.31
 LAB*LABa 80.13 0.73 -24.31
 LAB*TCHa 75.0 24.33 271.72

relative CIELAB lab*
 lab*lab 0.84 0.015 -0.499
 lab*tch 0.75 0.5 0.755
 lab*nch 0.0 0.5 0.755

relative Natural Colour (NC)
 lab*lrj 0.84 0.0 -0.499
 lab*tce 0.75 0.5 0.75
 lab*nce 0.0 0.5 g99b

relative Inform. Technology (IT)				
olvi3*	0.0	0.305	0.5	(1.0)
cmyn3*	1.0	0.695	0.5	(0.0)
olvi4*	0.5	0.805	1.0	0.5
cmyn4*	0.5	0.195	0.0	0.5

standard and adapted CIELAB
 LAB*LAB 32.44 0.74 -24.32
 LAB*LABa 32.44 0.74 -24.32
 LAB*TCHa 25.01 24.34 271.75

relative CIELAB lab*
 lab*lab 0.34 0.015 -0.499
 lab*tch 0.25 0.5 0.755
 lab*nch 0.5 0.5 0.755

relative Natural Colour (NC)
 lab*lrj 0.34 0.0 -0.499
 lab*tce 0.25 0.5 0.75
 lab*nce 0.5 0.5 b00r

$n^* = 0.50$

relative Inform. Technology (IT)				
olvi3*	0.0	0.61	1.0	(1.0)
cmyn3*	1.0	0.39	0.0	(0.0)
olvi4*	0.0	0.61	1.0	1.0
cmyn4*	1.0	0.39	0.0	0.0

standard and adapted CIELAB
 LAB*LAB 64.86 1.47 -48.64
 LAB*LABa 64.86 1.47 -48.64
 LAB*TCHa 50.0 48.67 271.74

relative CIELAB lab*
 lab*lab 0.68 0.03 -0.998
 lab*tch 0.5 1.0 0.755
 lab*nch 0.0 1.0 0.755

relative Natural Colour (NC)
 lab*lrj 0.68 0.0 -0.999
 lab*tce 0.5 1.0 0.75
 lab*nce 0.0 1.0 g99b

$n^* = 0.00$

blackness n^*

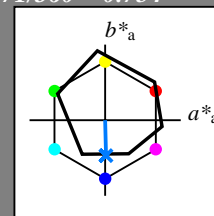
chromaticness c^*

Output: Colorimetric Offset Reflective System ORS18

for hue $h^* = lab^*h = 271/360 = 0.754$
 lab^*tch and lab^*nch

D65: hue B
 LCH*Ma: 42 45 271
 olv*Ma: 0.0 0.49 1.0

triangle lightness t^*



%Gamut

$u^*_{rel} = 93$

%Regularity

$g^*_{H,rel} = 57$

$g^*_{C,rel} = 59$

relative Inform. Technology (IT)				
olvi3*	1.0	1.0	1.0	(1.0)
cmyn3*	0.0	0.0	0.0	(0.0)
olvi4*	1.0	1.0	1.0	1.0
cmyn4*	0.0	0.0	0.0	0.0

standard and adapted CIELAB
 LAB*LAB 95.41 -0.98 4.75
 LAB*LABa 95.41 0.0 0.0
 LAB*TCHa 99.99 0.01 -

relative CIELAB lab*
 lab*lab 1.0 0.0 0.0
 lab*tch 1.0 0.0 -
 lab*nch 0.0 0.0 -

relative Natural Colour (NC)
 lab*lrj 1.0 0.0 0.0
 lab*tce 1.0 0.0 -
 lab*nce 0.0 0.0 -

relative Inform. Technology (IT)				
olvi3*	0.5	0.5	0.5	(1.0)
cmyn3*	0.5	0.5	0.5	(0.0)
olvi4*	1.0	1.0	1.0	0.5
cmyn4*	0.0	0.0	0.0	0.5

standard and adapted CIELAB
 LAB*LAB 56.71 -0.24 2.14
 LAB*LABa 56.71 0.0 0.0
 LAB*TCHa 50.0 0.01 -

relative CIELAB lab*
 lab*lab 0.5 0.0 0.0
 lab*tch 0.5 0.0 -
 lab*nch 0.5 0.0 -

relative Natural Colour (NC)
 lab*lrj 0.5 0.0 0.0
 lab*tce 0.5 0.0 -
 lab*nce 0.5 0.0 -

relative Inform. Technology (IT)				
olvi3*	0.0	0.0	0.0	(1.0)
cmyn3*	1.0	1.0	1.0	(0.0)
olvi4*	1.0	1.0	1.0	0.0
cmyn4*	0.0	0.0	0.0	1.0

standard and adapted CIELAB
 LAB*LAB 18.02 0.5 -0.47
 LAB*LABa 18.02 0.0 0.0
 LAB*TCHa 0.01 0.01 -

relative CIELAB lab*
 lab*lab 0.0 0.0 0.0
 lab*tch 0.0 0.0 -
 lab*nch 1.0 0.0 -

relative Natural Colour (NC)
 lab*lrj 0.0 0.0 0.0
 lab*tce 0.0 0.0 -
 lab*nce 1.0 0.0 -

$n^* = 1.0$

ORS18; adapted (a) CIELAB data

	$L^*=L^*_a$	a^*_a	b^*_a	$C^*_{ab,a}$	$h^*_{ab,a}$
OMa	47.94	65.39	50.52	82.63	38
YMa	90.37	-10.26	91.75	92.32	96
LMa	50.9	-62.83	34.96	71.91	151
CMa	58.62	-30.34	-45.01	54.3	236
VMa	25.72	31.1	-44.4	54.22	305
MMa	48.13	75.28	-8.36	75.74	354
NMa	18.01	0.0	0.0	0.0	0
WMa	95.41	0.0	0.0	0.0	0
RCIE	39.92	58.66	26.98	64.57	25
JCIE	81.26	-2.16	67.76	67.79	92
GCIE	52.23	-42.25	11.76	43.87	164
BCIE	30.57	1.15	-46.84	46.86	271

relative Inform. Technology (IT)				
olvi3*	0.5	0.744	1.0	(1.0)
cmyn3*	0.5	0.256	0.0	(0.0)
olvi4*	0.5	0.744	1.0	1.0
cmyn4*	0.5	0.256	0.0	0.0

standard and adapted CIELAB
 LAB*LAB 68.6 0.07 -19.39
 LAB*LABa 68.6 0.55 -22.34
 LAB*TCHa 75.0 22.36 271.4

relative CIELAB lab*
 lab*lab 0.654 0.012 -0.499
 lab*tch 0.75 0.5 0.754
 lab*nch 0.0 0.5 0.754

relative Natural Colour (NC)
 lab*lrj 0.654 0.0 -0.499
 lab*tce 0.75 0.5 0.75
 lab*nce 0.0 0.5 g99b

relative Inform. Technology (IT)				
olvi3*	0.0	0.244	0.5	(1.0)
cmyn3*	1.0	0.756	0.5	(0.0)
olvi4*	0.5	0.744	1.0	0.5
cmyn4*	0.5	0.256	0.0	0.5

standard and adapted CIELAB
 LAB*LAB 29.9 0.82 -22.01
 LAB*LABa 29.9 0.55 -22.34
 LAB*TCHa 25.01 22.36 271.42

relative CIELAB lab*
 lab*lab 0.154 0.012 -0.499
 lab*tch 0.25 0.5 0.754
 lab*nch 0.5 0.5 0.754

relative Natural Colour (NC)
 lab*lrj 0.154 0.0 -0.499
 lab*tce 0.25 0.5 0.75
 lab*nce 0.5 0.5 b00r

$n^* = 0.50$

relative Inform. Technology (IT)				
olvi3*	0.0	0.488	1.0	(1.0)
cmyn3*	1.0	0.512	0.0	(0.0)
olvi4*	0.0	0.488	1.0	1.0
cmyn4*	1.0	0.512	0.0	0.0

standard and adapted CIELAB
 LAB*LAB 41.79 1.14 -43.55
 LAB*LABa 41.79 1.1 -44.69
 LAB*TCHa 50.0 44.71 271.41

relative CIELAB lab*
 lab*lab 0.307 0.025 -0.998
 lab*tch 0.5 1.0 0.754
 lab*nch 0.0 1.0 0.754

relative Natural Colour (NC)
 lab*lrj 0.307 0.0 -0.999
 lab*tce 0.5 1.0 0.75
 lab*nce 0.0 1.0 b00r

$n^* = 0.00$

blackness n^*

chromaticness c^*