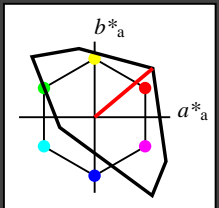


Input: Colorimetric Television Luminous System TLS00

for hue $h^* = lab^*h = 40/360 = 0.111$
 lab^*tch and lab^*nch

D65: hue O
 LCH*Ma: 51 100 40
 olv*Ma: 1.0 0.0 0.0

triangle lightness t^*



TLS00; adapted (a) CIELAB data

	$L^*=L^*_a$	a^*_a	b^*_a	$C^*_{ab,a}$	$h^*_{ab,a}$
OMa	50.5	76.92	64.55	100.42	40
YMa	92.66	-20.69	90.75	93.08	103
LMa	83.63	-82.75	79.9	115.04	136
CMa	86.88	-46.16	-13.55	48.12	196
VMa	30.39	76.06	-103.59	128.52	306
NMa	57.3	94.35	-58.41	110.97	328
WMa	0.01	0.0	0.0	0.0	0
RCIE	39.92	58.74	27.99	65.07	25
JCIE	81.26	-2.88	71.56	71.62	92
GCIE	52.23	-42.41	13.6	44.55	162
BCIE	30.57	1.41	-46.46	46.49	272

%Gamut
 $u^*_{rel} = 158$
%Regularity
 $g^*_{H,rel} = 20$
 $g^*_{C,rel} = 37$

relative Inform. Technology (IT)
 olvi3* 1.0 1.0 1.0 (1.0)
 cmyn3* 0.0 0.0 0.0 (0.0)
 olvi4* 1.0 1.0 1.0 1.0
 cmyn4* 0.0 0.0 0.0 0.0

standard and adapted CIELAB
 LAB*LAB 95.41 0.0 0.0
 LAB*LABa 95.41 0.0 0.0
 LAB*TCHa 99.99 0.01 -

relative CIELAB lab*
 lab*lab 1.0 0.0 0.0
 lab*tch 1.0 0.0 -
 lab*nch 0.0 0.0 -

relative Natural Colour (NC)
 lab*lrj 1.0 0.0 0.0
 lab*tce 1.0 0.0 -
 lab*nce 0.0 0.0 -

relative Inform. Technology (IT)
 olvi3* 0.5 0.5 0.5 (1.0)
 cmyn3* 0.5 0.5 0.5 (0.0)
 olvi4* 1.0 1.0 1.0 0.5
 cmyn4* 0.0 0.0 0.0 0.5

standard and adapted CIELAB
 LAB*LAB 47.72 0.0 0.0
 LAB*LABa 47.72 0.0 0.0
 LAB*TCHa 50.0 0.01 -

relative CIELAB lab*
 lab*lab 0.5 0.0 0.0
 lab*tch 0.5 0.0 -
 lab*nch 0.5 0.0 -

relative Natural Colour (NC)
 lab*lrj 0.5 0.0 0.0
 lab*tce 0.5 0.0 -
 lab*nce 0.5 0.0 -

relative Inform. Technology (IT)
 olvi3* 0.0 0.0 0.0 (1.0)
 cmyn3* 1.0 1.0 1.0 (0.0)
 olvi4* 1.0 1.0 1.0 0.0
 cmyn4* 0.0 0.0 0.0 1.0

standard and adapted CIELAB
 LAB*LAB 0.03 0.0 0.0
 LAB*LABa 0.03 0.0 0.0
 LAB*TCHa 0.01 0.01 -

relative CIELAB lab*
 lab*lab 0.0 0.0 0.0
 lab*tch 0.0 0.0 -
 lab*nch 1.0 0.0 -

relative Natural Colour (NC)
 lab*lrj 0.0 0.0 0.0
 lab*tce 0.0 0.0 -
 lab*nce 1.0 0.0 -

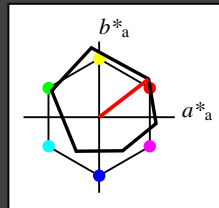
$n^* = 1.0$

Output: Colorimetric Offset Reflective System ORS18

for hue $h^* = lab^*h = 38/360 = 0.105$
 lab^*tch and lab^*nch

D65: hue O
 LCH*Ma: 48 83 38
 olv*Ma: 1.0 0.0 0.0

triangle lightness t^*



ORS18; adapted (a) CIELAB data

	$L^*=L^*_a$	a^*_a	b^*_a	$C^*_{ab,a}$	$h^*_{ab,a}$
OMa	47.94	65.39	50.52	82.63	38
YMa	90.37	-10.26	91.75	92.32	96
LMa	50.9	-62.83	34.96	71.91	151
CMa	58.62	-30.34	-45.01	54.3	236
VMa	25.72	31.1	-44.4	54.22	305
NMa	48.13	75.28	-8.36	75.74	354
WMa	18.01	0.0	0.0	0.0	0
RCIE	39.92	58.66	26.98	64.57	25
JCIE	81.26	-2.16	67.76	67.79	92
GCIE	52.23	-42.25	11.76	43.87	164
BCIE	30.57	1.15	-46.84	46.86	271

%Gamut
 $u^*_{rel} = 93$
%Regularity
 $g^*_{H,rel} = 57$
 $g^*_{C,rel} = 59$

relative Inform. Technology (IT)
 olvi3* 1.0 1.0 1.0 (1.0)
 cmyn3* 0.0 0.0 0.0 (0.0)
 olvi4* 1.0 1.0 1.0 1.0
 cmyn4* 0.0 0.0 0.0 0.0

standard and adapted CIELAB
 LAB*LAB 95.41 -0.98 4.75
 LAB*LABa 95.41 0.0 0.0
 LAB*TCHa 99.99 0.01 -

relative CIELAB lab*
 lab*lab 1.0 0.0 0.0
 lab*tch 1.0 0.0 -
 lab*nch 0.0 0.0 -

relative Natural Colour (NC)
 lab*lrj 1.0 0.0 0.0
 lab*tce 1.0 0.0 -
 lab*nce 0.0 0.0 -

relative Inform. Technology (IT)
 olvi3* 0.5 0.5 0.5 (1.0)
 cmyn3* 0.5 0.5 0.5 (0.0)
 olvi4* 1.0 1.0 1.0 0.5
 cmyn4* 0.0 0.0 0.0 0.5

standard and adapted CIELAB
 LAB*LAB 56.71 -0.24 2.14
 LAB*LABa 56.71 0.0 0.0
 LAB*TCHa 50.0 0.01 -

relative CIELAB lab*
 lab*lab 0.5 0.0 0.0
 lab*tch 0.5 0.0 -
 lab*nch 0.5 0.0 -

relative Natural Colour (NC)
 lab*lrj 0.5 0.0 0.0
 lab*tce 0.5 0.0 -
 lab*nce 0.5 0.0 -

relative Inform. Technology (IT)
 olvi3* 0.0 0.0 0.0 (1.0)
 cmyn3* 1.0 1.0 1.0 (0.0)
 olvi4* 1.0 1.0 1.0 0.0
 cmyn4* 0.0 0.0 0.0 1.0

standard and adapted CIELAB
 LAB*LAB 18.02 0.5 -0.47
 LAB*LABa 18.02 0.0 0.0
 LAB*TCHa 0.01 0.01 -

relative CIELAB lab*
 lab*lab 0.0 0.0 0.0
 lab*tch 0.0 0.0 -
 lab*nch 1.0 0.0 -

relative Natural Colour (NC)
 lab*lrj 0.0 0.0 0.0
 lab*tce 0.0 0.0 -
 lab*nce 1.0 0.0 -

$n^* = 1.0$

relative Inform. Technology (IT)
 olvi3* 1.0 0.5 0.5 (1.0)
 cmyn3* 0.0 0.5 0.5 (0.0)
 olvi4* 1.0 0.5 0.5 1.0
 cmyn4* 0.0 0.5 0.5 0.0

relative Inform. Technology (IT)
 olvi3* 0.5 0.0 0.0 (1.0)
 cmyn3* 0.5 1.0 0.0 (0.0)
 olvi4* 1.0 0.5 0.5 0.5
 cmyn4* 0.0 0.5 0.5 0.5

relative Inform. Technology (IT)
 olvi3* 0.5 0.0 0.0 (1.0)
 cmyn3* 0.5 1.0 0.0 (0.0)
 olvi4* 1.0 0.5 0.5 0.5
 cmyn4* 0.0 0.5 0.5 0.5

relative Inform. Technology (IT)
 olvi3* 0.0 0.0 0.0 (1.0)
 cmyn3* 1.0 1.0 1.0 (0.0)
 olvi4* 1.0 1.0 1.0 0.0
 cmyn4* 0.0 0.0 0.0 1.0

$n^* = 0.00$
 blackness n^*

chromaticness c^*

relative Inform. Technology (IT)
 olvi3* 1.0 0.5 0.5 (1.0)
 cmyn3* 0.0 0.5 0.5 (0.0)
 olvi4* 1.0 0.5 0.5 1.0
 cmyn4* 0.0 0.5 0.5 0.0

relative Inform. Technology (IT)
 olvi3* 0.5 0.5 0.5 (1.0)
 cmyn3* 0.5 0.5 0.5 (0.0)
 olvi4* 1.0 1.0 1.0 0.5
 cmyn4* 0.0 0.0 0.0 0.5

relative Inform. Technology (IT)
 olvi3* 0.5 0.0 0.0 (1.0)
 cmyn3* 0.5 1.0 0.0 (0.0)
 olvi4* 1.0 0.5 0.5 0.5
 cmyn4* 0.0 0.5 0.5 0.5

relative Inform. Technology (IT)
 olvi3* 0.0 0.0 0.0 (1.0)
 cmyn3* 1.0 1.0 1.0 (0.0)
 olvi4* 1.0 1.0 1.0 0.0
 cmyn4* 0.0 0.0 0.0 1.0

$n^* = 0.00$
 blackness n^*

chromaticness c^*

NE150-7, 3 step scales for constant CIELAB hue 40/360 = 0.111 (left)

3 step scales for constant CIELAB hue 38/360 = 0.105 (right)

BAM-test chart NE15; Colorimetric systems TLS00 & ORS18
 D65: 2 coordinate data of 3 step colour scales for 10 hues

input: $olv^* setrgbcolor$
 output: $olv^* setrgbcolor / w^* setgray$



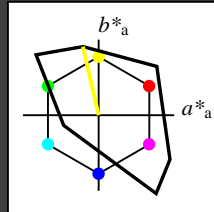
See for similar files: <http://www.ps.bam.de/NE15/>
 Technical information: <http://www.ps.bam.de>
 Version 2.1, io=1,1, CIELAB

Input: Colorimetric Television Luminous System TLS00

for hue $h^* = lab^*h = 103/360 = 0.286$
 lab^*tch and lab^*nch

D65: hue Y
 LCH*Ma: 93 93 103
 olv*Ma: 1.0 1.0 0.0

triangle lightness t^*



TLS00; adapted (a) CIELAB data

	$L^*=L^*_a$	a^*_a	b^*_a	$C^*_{ab,a}$	$h^*_{ab,a}$
OMa	50.5	76.92	64.55	100.42	40
YMa	92.66	-20.69	90.75	93.08	103
LMa	83.63	-82.75	79.9	115.04	136
CMa	86.88	-46.16	-13.55	48.12	196
VMa	30.39	76.06	-103.59	128.52	306
MMa	57.3	94.35	-58.41	110.97	328
NMa	0.1	0.0	0.0	0.0	0
WMa	95.41	0.0	0.0	0.0	0
RCIE	39.92	58.74	27.99	65.07	25
JCIE	81.26	-2.88	71.56	71.62	92
GCIE	52.23	-42.41	13.6	44.55	162
BCIE	30.57	1.41	-46.46	46.49	272

%Gamut
 $u^*_{rel} = 158$
 %Regularity
 $g^*_{H,rel} = 20$
 $g^*_{C,rel} = 37$

relative Inform. Technology (IT)
 olv3* 1.0 1.0 1.0 (1.0)
 cmyn3* 0.0 0.0 0.0 (0.0)
 olv4* 1.0 1.0 1.0 1.0
 cmyn4* 0.0 0.0 0.0 0.0

standard and adapted CIELAB
 LAB*LAB 95.41 0.0 0.0
 LAB*LABa 95.41 0.0 0.0
 LAB*TCHa 99.99 0.01 -

relative CIELAB lab*
 lab*lab 1.0 0.0 0.0
 lab*tch 1.0 0.0 -
 lab*nch 0.0 0.0 -

relative Natural Colour (NC)
 lab*lrj 1.0 0.0 0.0
 lab*tce 1.0 0.0 -
 lab*nce 0.0 0.0 -

relative Inform. Technology (IT)
 olv3* 0.5 0.5 0.5 (1.0)
 cmyn3* 0.5 0.5 0.5 (0.0)
 olv4* 1.0 1.0 1.0 0.5
 cmyn4* 0.0 0.0 0.0 0.5

standard and adapted CIELAB
 LAB*LAB 47.72 0.0 0.0
 LAB*LABa 47.72 0.0 0.0
 LAB*TCHa 50.0 0.01 -

relative CIELAB lab*
 lab*lab 0.5 0.0 0.0
 lab*tch 0.5 0.0 -
 lab*nch 0.5 0.0 -

relative Natural Colour (NC)
 lab*lrj 0.5 0.0 0.0
 lab*tce 0.5 0.0 -
 lab*nce 0.5 0.0 -

relative Inform. Technology (IT)
 olv3* 0.0 0.0 0.0 (1.0)
 cmyn3* 1.0 1.0 1.0 (0.0)
 olv4* 1.0 1.0 1.0 0.0
 cmyn4* 0.0 0.0 0.0 1.0

standard and adapted CIELAB
 LAB*LAB 0.03 0.0 0.0
 LAB*LABa 0.03 0.0 0.0
 LAB*TCHa 0.01 0.01 -

relative CIELAB lab*
 lab*lab 0.0 0.0 0.0
 lab*tch 0.0 0.0 -
 lab*nch 1.0 0.0 -

relative Natural Colour (NC)
 lab*lrj 0.0 0.0 0.0
 lab*tce 0.0 0.0 -
 lab*nce 1.0 0.0 -

$n^* = 1.0$

relative Inform. Technology (IT)
 olv3* 1.0 1.0 0.5 (1.0)
 cmyn3* 0.0 0.0 0.5 (0.0)
 olv4* 1.0 1.0 0.5 1.0
 cmyn4* 0.0 0.0 0.5 0.0

standard and adapted CIELAB
 LAB*LAB 94.03 -10.34 45.37
 LAB*LABa 94.03 -10.34 45.37
 LAB*TCHa 75.0 46.53 102.85

relative CIELAB lab*
 lab*lab 0.985 -0.11 0.487
 lab*tch 0.75 0.5 0.286
 lab*nch 0.0 0.5 0.286

relative Natural Colour (NC)
 lab*lrj 0.985 -0.116 0.486
 lab*tce 0.75 0.5 0.288
 lab*nce 0.0 0.5 0.15g

relative Inform. Technology (IT)
 olv3* 0.5 0.5 0.0 (1.0)
 cmyn3* 0.5 0.5 1.0 (0.0)
 olv4* 1.0 1.0 0.5 0.5
 cmyn4* 0.0 0.0 0.5 0.5

standard and adapted CIELAB
 LAB*LAB 46.34 -10.34 45.37
 LAB*LABa 46.34 -10.34 45.37
 LAB*TCHa 25.01 46.53 102.85

relative CIELAB lab*
 lab*lab 0.486 -0.11 0.487
 lab*tch 0.25 0.5 0.286
 lab*nch 0.5 0.5 0.286

relative Natural Colour (NC)
 lab*lrj 0.486 -0.116 0.486
 lab*tce 0.25 0.5 0.288
 lab*nce 0.5 0.5 0.15g

$n^* = 0.50$

chromaticness c^*

0,25 0,50 0,75 1,00

relative Inform. Technology (IT)
 olv3* 1.0 1.0 0.0 (1.0)
 cmyn3* 0.0 0.0 1.0 (0.0)
 olv4* 1.0 1.0 0.0 1.0
 cmyn4* 0.0 0.0 1.0 0.0

standard and adapted CIELAB
 LAB*LAB 92.65 -20.69 90.73
 LAB*LABa 92.65 -20.69 90.73
 LAB*TCHa 50.0 93.06 102.85

relative CIELAB lab*
 lab*lab 0.971 -0.221 0.975
 lab*tch 0.5 1.0 0.286
 lab*nch 0.0 1.0 0.286

relative Natural Colour (NC)
 lab*lrj 0.971 -0.233 0.972
 lab*tce 0.5 1.0 0.288
 lab*nce 0.0 1.0 0.15g

$n^* = 0.00$

blackness n^*

0,25 0,50 0,75 1,00

chromaticness c^*

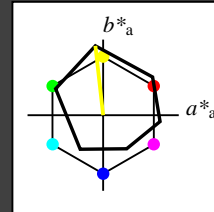
0,25 0,50 0,75 1,00

Output: Colorimetric Offset Reflective System ORS18

for hue $h^* = lab^*h = 96/360 = 0.268$
 lab^*tch and lab^*nch

D65: hue Y
 LCH*Ma: 90 92 96
 olv*Ma: 1.0 1.0 0.0

triangle lightness t^*



ORS18; adapted (a) CIELAB data

	$L^*=L^*_a$	a^*_a	b^*_a	$C^*_{ab,a}$	$h^*_{ab,a}$
OMa	47.94	65.39	50.52	82.63	38
YMa	90.37	-10.26	91.75	92.32	96
LMa	50.9	-62.83	34.96	71.91	151
CMa	58.62	-30.34	-45.01	54.3	236
VMa	25.72	31.1	-44.4	54.22	305
MMa	48.13	75.28	-8.36	75.74	354
NMa	18.01	0.0	0.0	0.0	0
WMa	95.41	0.0	0.0	0.0	0
RCIE	39.92	58.66	26.98	64.57	25
JCIE	81.26	-2.16	67.76	67.79	92
GCIE	52.23	-42.25	11.76	43.87	164
BCIE	30.57	1.15	-46.84	46.86	271

%Gamut
 $u^*_{rel} = 93$
 %Regularity
 $g^*_{H,rel} = 57$
 $g^*_{C,rel} = 59$

relative Inform. Technology (IT)
 olv3* 1.0 1.0 1.0 (1.0)
 cmyn3* 0.0 0.0 0.0 (0.0)
 olv4* 1.0 1.0 1.0 1.0
 cmyn4* 0.0 0.0 0.0 0.0

standard and adapted CIELAB
 LAB*LAB 95.41 -0.98 4.75
 LAB*LABa 95.41 0.0 0.0
 LAB*TCHa 99.99 0.01 -

relative CIELAB lab*
 lab*lab 1.0 0.0 0.0
 lab*tch 1.0 0.0 -
 lab*nch 0.0 0.0 -

relative Natural Colour (NC)
 lab*lrj 1.0 0.0 0.0
 lab*tce 1.0 0.0 -
 lab*nce 0.0 0.0 -

relative Inform. Technology (IT)
 olv3* 0.5 0.5 0.5 (1.0)
 cmyn3* 0.5 0.5 0.5 (0.0)
 olv4* 1.0 1.0 1.0 0.5
 cmyn4* 0.0 0.0 0.0 0.5

standard and adapted CIELAB
 LAB*LAB 56.71 -0.24 2.14
 LAB*LABa 56.71 0.0 0.0
 LAB*TCHa 50.0 0.01 -

relative CIELAB lab*
 lab*lab 0.5 0.0 0.0
 lab*tch 0.5 0.0 -
 lab*nch 0.5 0.0 -

relative Natural Colour (NC)
 lab*lrj 0.5 0.0 0.0
 lab*tce 0.5 0.0 -
 lab*nce 0.5 0.0 -

relative Inform. Technology (IT)
 olv3* 1.0 1.0 0.5 (1.0)
 cmyn3* 0.0 0.0 0.5 (0.0)
 olv4* 1.0 1.0 0.5 1.0
 cmyn4* 0.0 0.0 0.5 0.0

standard and adapted CIELAB
 LAB*LAB 92.88 -6.06 50.46
 LAB*LABa 92.88 -5.12 45.87
 LAB*TCHa 75.0 46.15 96.38

relative CIELAB lab*
 lab*lab 0.967 -0.055 0.497
 lab*tch 0.75 0.5 0.268
 lab*nch 0.0 0.5 0.268

relative Natural Colour (NC)
 lab*lrj 0.967 -0.048 0.497
 lab*tce 0.75 0.5 0.266
 lab*nce 0.0 0.5 0.06g

relative Inform. Technology (IT)
 olv3* 0.5 0.5 0.0 (1.0)
 cmyn3* 0.5 0.5 1.0 (0.0)
 olv4* 1.0 1.0 0.5 0.5
 cmyn4* 0.0 0.0 0.5 0.5

standard and adapted CIELAB
 LAB*LAB 54.19 -5.32 47.84
 LAB*LABa 54.19 -5.12 45.87
 LAB*TCHa 25.01 46.15 96.38

relative CIELAB lab*
 lab*lab 0.467 -0.055 0.497
 lab*tch 0.25 0.5 0.268
 lab*nch 0.5 0.5 0.268

relative Natural Colour (NC)
 lab*lrj 0.467 -0.048 0.497
 lab*tce 0.25 0.5 0.266
 lab*nce 0.5 0.5 0.06g

$n^* = 0.00$

blackness n^*

0,25 0,50 0,75 1,00

chromaticness c^*

0,25 0,50 0,75 1,00

$n^* = 1.0$

chromaticness c^*

0,25 0,50 0,75 1,00

NE150-7, 3 step scales for constant CIELAB hue 103/360 = 0.286 (left)

3 step scales for constant CIELAB hue 96/360 = 0.268 (right)

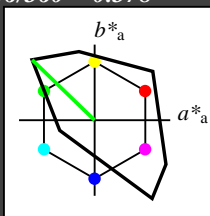
BAM-test chart NE15; Colorimetric systems TLS00 & ORS18
 D65: 2 coordinate data of 3 step colour scales for 10 hues

input: $olv^* setrgbcolor$
 output: $olv^* setrgbcolor / w^* setgray$

Input: Colorimetric Television Luminous System TLS00

for hue $h^* = lab^*h = 136/360 = 0.378$
 lab^*tch and lab^*nch

D65: hue L
 LCH*Ma: 84 115 136
 olv*Ma: 0.0 1.0 0.0
 triangle lightness t^*



TLS00; adapted (a) CIELAB data

	L^*	a^*_a	b^*_a	$C^*_{ab,a}$	$h^*_{ab,a}$
OMa	50.5	76.92	64.55	100.42	40
YMa	92.66	-20.69	90.75	93.08	103
LMa	83.63	-82.75	79.9	115.04	136
CMa	86.88	-46.16	-13.55	48.12	196
VMa	30.39	76.06	-103.59	128.52	306
MMa	57.3	94.35	-58.41	110.97	328
NMa	0.01	0.0	0.0	0.0	0
WMa	95.41	0.0	0.0	0.0	0
RCIE	39.92	58.74	27.99	65.07	25
JCIE	81.26	-2.88	71.56	71.62	92
GCIE	52.23	-42.41	13.6	44.55	162
BCIE	30.57	1.41	-46.46	46.49	272

%Gamut
 $u^*_{rel} = 158$
 %Regularity
 $g^*_{H,rel} = 20$
 $g^*_{C,rel} = 37$

relative Inform. Technology (IT)

olvi3*	1.0	1.0	1.0	(1.0)
cmyn3*	0.0	0.0	0.0	(0.0)
olvi4*	1.0	1.0	1.0	1.0
cmyn4*	0.0	0.0	0.0	0.0

standard and adapted CIELAB

LAB*LAB	95.41	0.0	0.0
LAB*LABa	95.41	0.0	0.0
LAB*TCHa	99.99	0.01	-

relative CIELAB lab*

lab*lab	1.0	0.0	0.0
lab*tch	1.0	0.0	-
lab*nch	0.0	0.0	-

relative Natural Colour (NC)

lab*lrj	1.0	0.0	0.0
lab*tce	1.0	0.0	-
lab*nce	0.0	0.0	-

relative Inform. Technology (IT)

olvi3*	0.5	1.0	0.5	(1.0)
cmyn3*	0.5	0.0	0.5	(0.0)
olvi4*	0.5	1.0	0.5	1.0
cmyn4*	0.5	0.0	0.5	0.0

standard and adapted CIELAB

LAB*LAB	89.51	-41.36	39.94
LAB*LABa	89.51	-41.36	39.94
LAB*TCHa	75.0	57.51	136.01

relative CIELAB lab*

lab*lab	0.938	-0.359	0.347
lab*tch	0.75	0.5	0.378
lab*nch	0.0	0.5	0.378

relative Natural Colour (NC)

lab*lrj	0.938	-0.415	0.278
lab*tce	0.75	0.5	0.406
lab*nce	0.0	0.5	0.62g

relative Inform. Technology (IT)

olvi3*	0.0	0.5	0.0	(1.0)
cmyn3*	1.0	0.5	1.0	(0.0)
olvi4*	0.5	1.0	0.5	0.5
cmyn4*	0.5	0.0	0.5	0.5

standard and adapted CIELAB

LAB*LAB	41.82	-41.36	39.94
LAB*LABa	41.82	-41.36	39.94
LAB*TCHa	25.01	57.51	136.01

relative CIELAB lab*

lab*lab	0.438	-0.359	0.347
lab*tch	0.25	0.5	0.378
lab*nch	0.5	0.5	0.378

relative Natural Colour (NC)

lab*lrj	0.438	-0.415	0.278
lab*tce	0.25	0.5	0.406
lab*nce	0.5	0.5	0.62g

$n^* = 0.50$

$n^* = 1.0$

relative Inform. Technology (IT)

olvi3*	0.0	1.0	0.0	(1.0)
cmyn3*	1.0	0.0	1.0	(0.0)
olvi4*	0.0	1.0	0.0	1.0
cmyn4*	1.0	0.0	1.0	0.0

standard and adapted CIELAB

LAB*LAB	83.62	-82.73	79.88
LAB*LABa	83.62	-82.73	79.88
LAB*TCHa	50.0	115.01	136.01

relative CIELAB lab*

lab*lab	0.876	-0.718	0.694
lab*tch	0.5	1.0	0.378
lab*nch	0.0	1.0	0.378

relative Natural Colour (NC)

lab*lrj	0.876	-0.83	0.555
lab*tce	0.5	1.0	0.406
lab*nce	0.0	1.0	0.62g

$n^* = 0.00$

blackness n^*

$n^* = 0.50$

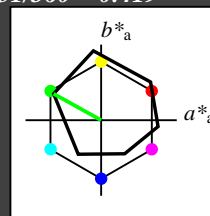
$n^* = 1.0$

chromaticness c^*

Output: Colorimetric Offset Reflective System ORS18

for hue $h^* = lab^*h = 151/360 = 0.419$
 lab^*tch and lab^*nch

D65: hue L
 LCH*Ma: 51 72 151
 olv*Ma: 0.0 1.0 0.0
 triangle lightness t^*



ORS18; adapted (a) CIELAB data

	L^*	a^*_a	b^*_a	$C^*_{ab,a}$	$h^*_{ab,a}$
OMa	47.94	65.39	50.52	82.63	38
YMa	90.37	-10.26	91.75	92.32	96
LMa	50.9	-62.83	34.96	71.91	151
CMa	58.62	-30.34	-45.01	54.3	236
VMa	25.72	31.1	-44.4	54.22	305
MMa	48.13	75.28	-8.36	75.74	354
NMa	18.01	0.0	0.0	0.0	0
WMa	95.41	0.0	0.0	0.0	0
RCIE	39.92	58.66	26.98	64.57	25
JCIE	81.26	-2.16	67.76	67.79	92
GCIE	52.23	-42.25	11.76	43.87	164
BCIE	30.57	1.15	-46.84	46.86	271

%Gamut
 $u^*_{rel} = 93$
 %Regularity
 $g^*_{H,rel} = 57$
 $g^*_{C,rel} = 59$

relative Inform. Technology (IT)

olvi3*	1.0	1.0	1.0	(1.0)
cmyn3*	0.0	0.0	0.0	(0.0)
olvi4*	1.0	1.0	1.0	1.0
cmyn4*	0.0	0.0	0.0	0.0

standard and adapted CIELAB

LAB*LAB	95.41	-0.98	4.75
LAB*LABa	95.41	0.0	0.0
LAB*TCHa	99.99	0.01	-

relative CIELAB lab*

lab*lab	1.0	0.0	0.0
lab*tch	1.0	0.0	-
lab*nch	0.0	0.0	-

relative Natural Colour (NC)

lab*lrj	1.0	0.0	0.0
lab*tce	1.0	0.0	-
lab*nce	0.0	0.0	-

relative Inform. Technology (IT)

olvi3*	0.5	1.0	0.5	(1.0)
cmyn3*	0.5	0.0	0.5	(0.0)
olvi4*	0.5	1.0	0.5	1.0
cmyn4*	0.5	0.0	0.5	0.0

standard and adapted CIELAB

LAB*LAB	73.15	-31.96	20.73
LAB*LABa	73.15	-31.4	17.48
LAB*TCHa	75.0	35.95	150.91

relative CIELAB lab*

lab*lab	0.712	-0.436	0.243
lab*tch	0.75	0.5	0.419
lab*nch	0.0	0.5	0.419

relative Natural Colour (NC)

lab*lrj	0.712	-0.478	0.144
lab*tce	0.75	0.5	0.453
lab*nce	0.0	0.5	0.81g

relative Inform. Technology (IT)

olvi3*	0.0	0.5	0.0	(1.0)
cmyn3*	1.0	0.5	1.0	(0.0)
olvi4*	0.5	1.0	0.5	0.5
cmyn4*	0.5	0.0	0.5	0.5

standard and adapted CIELAB

LAB*LAB	34.46	-31.22	18.12
LAB*LABa	34.46	-31.4	17.48
LAB*TCHa	25.01	35.95	150.91

relative CIELAB lab*

lab*lab	0.213	-0.436	0.243
lab*tch	0.25	0.5	0.419
lab*nch	0.5	0.5	0.419

relative Natural Colour (NC)

lab*lrj	0.213	-0.478	0.144
lab*tce	0.25	0.5	0.453
lab*nce	0.5	0.5	0.81g

$n^* = 0.50$

$n^* = 1.0$

chromaticness c^*

BAM registration: 20060101-NE15/10S/S15E02FP.PS/.PDF

application for evaluation and measurement of printer or monitor systems

BAM material: code=rh4ta

Page count: 3

Version 2.1, io=1,1, CIELAB

NE15/10S/S15E02FP.PS/.PDF

Page count: 3

Version 2.1, io=1,1, CIELAB

NE15/10S/S15E02FP.PS/.PDF

Page count: 3

Version 2.1, io=1,1, CIELAB

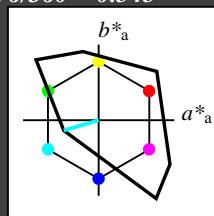


Input: Colorimetric Television Luminous System TLS00

for hue $h^* = lab^*h = 196/360 = 0.545$
 lab^*tch and lab^*nch

D65: hue C
 LCH*Ma: 87 48 196
 olv*Ma: 0.0 1.0 1.0

triangle lightness t^*



TLS00; adapted (a) CIELAB data

	$L^*=L^*_a$	a^*_a	b^*_a	$C^*_{ab,a}$	$h^*_{ab,a}$
OMa	50.5	76.92	64.55	100.42	40
YMa	92.66	-20.69	90.75	93.08	103
LMa	83.63	-82.75	79.9	115.04	136
CMa	86.88	-46.16	-13.55	48.12	196
VMa	30.39	76.06	-103.59	128.52	306
MMa	57.3	94.35	-58.41	110.97	328
NMa	0.01	0.0	0.0	0.0	0
WMa	95.41	0.0	0.0	0.0	0
RCIE	39.92	58.74	27.99	65.07	25
JCIE	81.26	-2.88	71.56	71.62	92
GCIE	52.23	-42.41	13.6	44.55	162
BCIE	30.57	1.41	-46.46	46.49	272

%Gamut
 $u^*_{rel} = 158$
 %Regularity
 $g^*_{H,rel} = 20$
 $g^*_{C,rel} = 37$

relative Inform. Technology (IT)
 $olvi3^* 1.0 1.0 1.0 (1.0)$
 $cmyn3^* 0.0 0.0 0.0 (0.0)$
 $olvi4^* 1.0 1.0 1.0 1.0$
 $cmyn4^* 0.0 0.0 0.0 0.0$

standard and adapted CIELAB
 $LAB^*LAB 95.41 0.0 0.0$
 $LAB^*LABa 95.41 0.0 0.0$
 $LAB^*TCHa 99.99 0.01 -$

relative CIELAB lab*
 $lab^*lab 1.0 0.0 0.0$
 $lab^*tch 1.0 0.0 -$
 $lab^*nch 0.0 0.0 -$

relative Natural Colour (NC)
 $lab^*lrj 1.0 0.0 0.0$
 $lab^*tce 1.0 0.0 -$
 $lab^*nce 0.0 0.0 -$

relative Inform. Technology (IT)
 $olvi3^* 0.5 1.0 1.0 (1.0)$
 $cmyn3^* 0.5 0.0 0.0 (0.0)$
 $olvi4^* 0.5 1.0 1.0 1.0$
 $cmyn4^* 0.5 0.0 0.0 0.0$

standard and adapted CIELAB
 $LAB^*LAB 91.14 -23.07 -6.77$
 $LAB^*LABa 91.14 -23.07 -6.77$
 $LAB^*TCHa 75.0 24.06 196.37$

relative CIELAB lab*
 $lab^*lab 0.955 -0.479 -0.14$
 $lab^*tch 0.75 0.5 0.545$
 $lab^*nch 0.0 0.5 0.545$

relative Natural Colour (NC)
 $lab^*lrj 0.955 -0.44 -0.234$
 $lab^*tce 0.75 0.5 0.578$
 $lab^*nce 0.0 0.5 g31b$

relative Inform. Technology (IT)
 $olvi3^* 0.0 1.0 1.0 (1.0)$
 $cmyn3^* 1.0 0.0 0.0 (0.0)$
 $olvi4^* 1.0 1.0 1.0 1.0$
 $cmyn4^* 1.0 0.0 0.0 0.5$

standard and adapted CIELAB
 $LAB^*LAB 86.87 -46.15 -13.55$
 $LAB^*LABa 86.87 -46.15 -13.55$
 $LAB^*TCHa 50.0 48.11 196.37$

relative CIELAB lab*
 $lab^*lab 0.911 -0.958 -0.281$
 $lab^*tch 0.5 1.0 0.545$
 $lab^*nch 0.0 1.0 0.545$

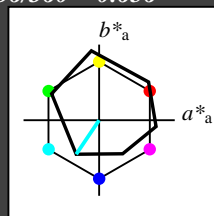
relative Natural Colour (NC)
 $lab^*lrj 0.911 -0.881 -0.469$
 $lab^*tce 0.5 1.0 0.578$
 $lab^*nce 0.0 1.0 g31b$

Output: Colorimetric Offset Reflective System ORS18

for hue $h^* = lab^*h = 236/360 = 0.656$
 lab^*tch and lab^*nch

D65: hue C
 LCH*Ma: 59 54 236
 olv*Ma: 0.0 1.0 1.0

triangle lightness t^*



ORS18; adapted (a) CIELAB data

	$L^*=L^*_a$	a^*_a	b^*_a	$C^*_{ab,a}$	$h^*_{ab,a}$
OMa	47.94	65.39	50.52	82.63	38
YMa	90.37	-10.26	91.75	92.32	96
LMa	50.9	-62.83	34.96	71.91	151
CMa	58.62	-30.34	-45.01	54.3	236
VMa	25.72	31.1	-44.4	54.22	305
MMa	48.13	75.28	-8.36	75.74	354
NMa	18.01	0.0	0.0	0.0	0
WMa	95.41	0.0	0.0	0.0	0
RCIE	39.92	58.66	26.98	64.57	25
JCIE	81.26	-2.16	67.76	67.79	92
GCIE	52.23	-42.25	11.76	43.87	164
BCIE	30.57	1.15	-46.84	46.86	271

%Gamut
 $u^*_{rel} = 93$
 %Regularity
 $g^*_{H,rel} = 57$
 $g^*_{C,rel} = 59$

relative Inform. Technology (IT)
 $olvi3^* 1.0 1.0 1.0 (1.0)$
 $cmyn3^* 0.0 0.0 0.0 (0.0)$
 $olvi4^* 1.0 1.0 1.0 1.0$
 $cmyn4^* 0.0 0.0 0.0 0.0$

standard and adapted CIELAB
 $LAB^*LAB 95.41 -0.98 4.75$
 $LAB^*LABa 95.41 0.0 0.0$
 $LAB^*TCHa 99.99 0.01 -$

relative CIELAB lab*
 $lab^*lab 1.0 0.0 0.0$
 $lab^*tch 1.0 0.0 -$
 $lab^*nch 0.0 0.0 -$

relative Natural Colour (NC)
 $lab^*lrj 1.0 0.0 0.0$
 $lab^*tce 1.0 0.0 -$
 $lab^*nce 0.0 0.0 -$

relative Inform. Technology (IT)
 $olvi3^* 0.5 1.0 1.0 (1.0)$
 $cmyn3^* 0.5 0.0 0.0 (0.0)$
 $olvi4^* 0.5 1.0 1.0 1.0$
 $cmyn4^* 0.5 0.0 0.0 0.0$

standard and adapted CIELAB
 $LAB^*LAB 77.01 -15.8 -18.98$
 $LAB^*LABa 77.01 -15.16 -22.5$
 $LAB^*TCHa 75.0 27.14 236.02$

relative CIELAB lab*
 $lab^*lab 0.762 -0.278 -0.414$
 $lab^*tch 0.75 0.5 0.656$
 $lab^*nch 0.0 0.5 0.656$

relative Natural Colour (NC)
 $lab^*lrj 0.762 -0.247 -0.433$
 $lab^*tce 0.75 0.5 0.667$
 $lab^*nce 0.0 0.5 g66b$

relative Inform. Technology (IT)
 $olvi3^* 0.0 1.0 1.0 (1.0)$
 $cmyn3^* 1.0 0.0 0.0 (0.0)$
 $olvi4^* 0.0 1.0 1.0 1.0$
 $cmyn4^* 1.0 0.0 0.0 0.0$

standard and adapted CIELAB
 $LAB^*LAB 58.62 -30.61 -42.73$
 $LAB^*LABa 58.62 -30.33 -45.01$
 $LAB^*TCHa 50.0 54.29 236.02$

relative CIELAB lab*
 $lab^*lab 0.525 -0.558 -0.828$
 $lab^*tch 0.5 1.0 0.656$
 $lab^*nch 0.0 1.0 0.656$

relative Natural Colour (NC)
 $lab^*lrj 0.525 -0.496 -0.867$
 $lab^*tce 0.5 1.0 0.667$
 $lab^*nce 0.0 1.0 g66b$

relative Inform. Technology (IT)
 $olvi3^* 0.0 0.5 0.5 (1.0)$
 $cmyn3^* 1.0 0.5 0.5 (0.0)$
 $olvi4^* 0.5 1.0 1.0 0.5$
 $cmyn4^* 0.5 0.0 0.0 0.5$

standard and adapted CIELAB
 $LAB^*LAB 38.32 -15.05 -21.6$
 $LAB^*LABa 38.32 -15.16 -22.5$
 $LAB^*TCHa 25.01 27.14 236.02$

relative CIELAB lab*
 $lab^*lab 0.262 -0.278 -0.414$
 $lab^*tch 0.25 0.5 0.656$
 $lab^*nch 0.5 0.5 0.656$

relative Natural Colour (NC)
 $lab^*lrj 0.262 -0.247 -0.433$
 $lab^*tce 0.25 0.5 0.667$
 $lab^*nce 0.5 0.5 g66b$

relative Inform. Technology (IT)
 $olvi3^* 0.0 0.5 0.5 (1.0)$
 $cmyn3^* 1.0 0.5 0.5 (0.0)$
 $olvi4^* 0.5 1.0 1.0 0.5$
 $cmyn4^* 0.5 0.0 0.0 0.5$

standard and adapted CIELAB
 $LAB^*LAB 38.32 -15.05 -21.6$
 $LAB^*LABa 38.32 -15.16 -22.5$
 $LAB^*TCHa 25.01 27.14 236.02$

relative CIELAB lab*
 $lab^*lab 0.262 -0.278 -0.414$
 $lab^*tch 0.25 0.5 0.656$
 $lab^*nch 0.5 0.5 0.656$

relative Natural Colour (NC)
 $lab^*lrj 0.262 -0.247 -0.433$
 $lab^*tce 0.25 0.5 0.667$
 $lab^*nce 0.5 0.5 g66b$

relative Inform. Technology (IT)
 $olvi3^* 0.5 0.5 0.5 (1.0)$
 $cmyn3^* 0.5 0.5 0.5 (0.0)$
 $olvi4^* 1.0 1.0 1.0 0.5$
 $cmyn4^* 0.0 0.0 0.0 0.5$

standard and adapted CIELAB
 $LAB^*LAB 47.72 0.0 0.0$
 $LAB^*LABa 47.72 0.0 0.0$
 $LAB^*TCHa 50.0 0.01 -$

relative CIELAB lab*
 $lab^*lab 0.5 0.0 0.0$
 $lab^*tch 0.5 0.0 -$
 $lab^*nch 0.5 0.0 -$

relative Natural Colour (NC)
 $lab^*lrj 0.5 0.0 0.0$
 $lab^*tce 0.5 0.0 -$
 $lab^*nce 0.5 0.0 -$

relative Inform. Technology (IT)
 $olvi3^* 0.0 0.5 0.5 (1.0)$
 $cmyn3^* 1.0 0.5 0.5 (0.0)$
 $olvi4^* 0.5 1.0 1.0 0.5$
 $cmyn4^* 0.5 0.0 0.0 0.5$

standard and adapted CIELAB
 $LAB^*LAB 43.45 -23.07 -6.77$
 $LAB^*LABa 43.45 -23.07 -6.77$
 $LAB^*TCHa 25.01 24.06 196.37$

relative CIELAB lab*
 $lab^*lab 0.455 -0.479 -0.14$
 $lab^*tch 0.25 0.5 0.545$
 $lab^*nch 0.5 0.5 0.545$

relative Natural Colour (NC)
 $lab^*lrj 0.455 -0.44 -0.234$
 $lab^*tce 0.25 0.5 0.578$
 $lab^*nce 0.5 0.5 g31b$

relative Inform. Technology (IT)
 $olvi3^* 0.0 0.0 0.0 (1.0)$
 $cmyn3^* 1.0 1.0 1.0 (0.0)$
 $olvi4^* 1.0 1.0 1.0 0.0$
 $cmyn4^* 1.0 0.0 0.0 1.0$

standard and adapted CIELAB
 $LAB^*LAB 18.02 0.5 -0.47$
 $LAB^*LABa 18.02 0.0 0.0$
 $LAB^*TCHa 0.01 0.01 -$

relative CIELAB lab*
 $lab^*lab 0.0 0.0 0.0$
 $lab^*tch 0.0 0.0 -$
 $lab^*nch 1.0 0.0 -$

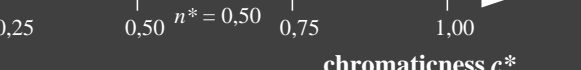
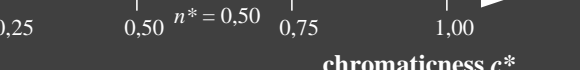
relative Natural Colour (NC)
 $lab^*lrj 0.0 0.0 0.0$
 $lab^*tce 0.0 0.0 -$
 $lab^*nce 1.0 0.0 -$

relative Inform. Technology (IT)
 $olvi3^* 0.0 0.0 0.0 (1.0)$
 $cmyn3^* 1.0 1.0 1.0 (0.0)$
 $olvi4^* 1.0 1.0 1.0 0.0$
 $cmyn4^* 1.0 0.0 0.0 1.0$

standard and adapted CIELAB
 $LAB^*LAB 18.02 0.5 -0.47$
 $LAB^*LABa 18.02 0.0 0.0$
 $LAB^*TCHa 0.01 0.01 -$

relative CIELAB lab*
 $lab^*lab 0.0 0.0 0.0$
 $lab^*tch 0.0 0.0 -$
 $lab^*nch 1.0 0.0 -$

relative Natural Colour (NC)
 $lab^*lrj 0.0 0.0 0.0$
 $lab^*tce 0.0 0.0 -$
 $lab^*nce 1.0 0.0 -$



NE150-7, 3 step scales for constant CIELAB hue 196/360 = 0.545 (left)

3 step scales for constant CIELAB hue 236/360 = 0.656 (right)

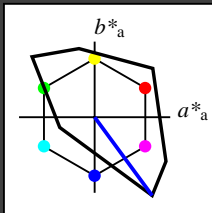
BAM-test chart NE15; Colorimetric systems TLS00 & ORS18
 D65: 2 coordinate data of 3 step colour scales for 10 hues

input: $olv^* setrgbcolor$
 output: $olv^* setrgbcolor / w^* setgray$

Input: Colorimetric Television Luminous System TLS00

for hue $h^* = lab^*h = 306/360 = 0.851$
 lab^*tch and lab^*nch

D65: hue V
 LCH*Ma: 30 129 306
 olv*Ma: 0.0 0.0 1.0
 triangle lightness t^*



TLS00; adapted (a) CIELAB data

	$L^*=L^*_a$	a^*_a	b^*_a	$C^*_{ab,a}$	$h^*_{ab,a}$
OMa	50.5	76.92	64.55	100.42	40
YMa	92.66	-20.69	90.75	93.08	103
LMa	83.63	-82.75	79.9	115.04	136
CMa	86.88	-46.16	-13.55	48.12	196
VMa	30.39	76.06	-103.59	128.52	306
MMa	57.3	94.35	-58.41	110.97	328
NMa	0.1	0.0	0.0	0.0	0
WMa	95.41	0.0	0.0	0.0	0
RCIE	39.92	58.74	27.99	65.07	25
JCIE	81.26	-2.88	71.56	71.62	92
GCIE	52.23	-42.41	13.6	44.55	162
BCIE	30.57	1.41	-46.46	46.49	272

%Gamut
 $u^*_{rel} = 158$
 %Regularity
 $g^*_{H,rel} = 20$
 $g^*_{C,rel} = 37$

relative Inform. Technology (IT)
 $olvi3^* 1.0 1.0 1.0 (1.0)$
 $cmyn3^* 0.0 0.0 0.0 (0.0)$
 $olvi4^* 1.0 1.0 1.0 1.0$
 $cmyn4^* 0.0 0.0 0.0 0.0$

standard and adapted CIELAB
 $LAB^*LAB 95.41 0.0 0.0$
 $LAB^*LABa 95.41 0.0 0.0$
 $LAB^*TCHa 99.99 0.01 -$

relative CIELAB lab*
 $lab^*lab 1.0 0.0 0.0$
 $lab^*tch 1.0 0.0 -$
 $lab^*nch 0.0 0.0 -$

relative Natural Colour (NC)
 $lab^*lrj 1.0 0.0 0.0$
 $lab^*tce 1.0 0.0 -$
 $lab^*nce 0.0 0.0 -$

relative Inform. Technology (IT)
 $olvi3^* 0.5 0.5 0.5 (1.0)$
 $cmyn3^* 0.5 0.5 0.5 (0.0)$
 $olvi4^* 1.0 1.0 1.0 0.5$
 $cmyn4^* 0.0 0.0 0.0 0.5$

standard and adapted CIELAB
 $LAB^*LAB 47.72 0.0 0.0$
 $LAB^*LABa 47.72 0.0 0.0$
 $LAB^*TCHa 50.0 0.01 -$

relative CIELAB lab*
 $lab^*lab 0.5 0.0 0.0$
 $lab^*tch 0.5 0.0 -$
 $lab^*nch 0.5 0.0 -$

relative Natural Colour (NC)
 $lab^*lrj 0.5 0.0 0.0$
 $lab^*tce 0.5 0.0 -$
 $lab^*nce 0.5 0.0 -$

relative Inform. Technology (IT)
 $olvi3^* 0.0 0.0 0.0 (1.0)$
 $cmyn3^* 1.0 1.0 1.0 (0.0)$
 $olvi4^* 1.0 1.0 1.0 0.0$
 $cmyn4^* 0.0 0.0 0.0 1.0$

standard and adapted CIELAB
 $LAB^*LAB 0.03 0.0 0.0$
 $LAB^*LABa 0.03 0.0 0.0$
 $LAB^*TCHa 0.01 0.01 -$

relative CIELAB lab*
 $lab^*lab 0.0 0.0 0.0$
 $lab^*tch 0.0 0.0 -$
 $lab^*nch 1.0 0.0 -$

relative Natural Colour (NC)
 $lab^*lrj 0.0 0.0 0.0$
 $lab^*tce 0.0 0.0 -$
 $lab^*nce 1.0 0.0 -$

$n^* = 1.0$

relative Inform. Technology (IT)
 $olvi3^* 0.5 0.5 1.0 (1.0)$
 $cmyn3^* 0.5 0.5 0.0 (0.0)$
 $olvi4^* 0.5 0.5 1.0 1.0$
 $cmyn4^* 0.5 0.5 0.0 0.0$

standard and adapted CIELAB
 $LAB^*LAB 62.9 38.02 -51.78$
 $LAB^*LABa 62.9 38.02 -51.78$
 $LAB^*TCHa 75.0 64.25 306.29$

relative CIELAB lab*
 $lab^*lab 0.659 0.296 -0.402$
 $lab^*tch 0.75 0.5 0.851$
 $lab^*nch 0.0 0.5 0.851$

relative Natural Colour (NC)
 $lab^*lrj 0.659 0.23 -0.443$
 $lab^*tce 0.75 0.5 0.826$
 $lab^*nce 0.0 0.5 b30r$

relative Inform. Technology (IT)
 $olvi3^* 0.0 0.0 0.5 (1.0)$
 $cmyn3^* 1.0 1.0 0.5 (0.0)$
 $olvi4^* 0.5 0.5 1.0 0.5$
 $cmyn4^* 0.5 0.5 0.0 0.5$

standard and adapted CIELAB
 $LAB^*LAB 15.21 38.02 -51.78$
 $LAB^*LABa 15.21 38.02 -51.78$
 $LAB^*TCHa 25.01 64.25 306.29$

relative CIELAB lab*
 $lab^*lab 0.159 0.296 -0.402$
 $lab^*tch 0.25 0.5 0.851$
 $lab^*nch 0.5 0.5 0.851$

relative Natural Colour (NC)
 $lab^*lrj 0.159 0.23 -0.443$
 $lab^*tce 0.25 0.5 0.826$
 $lab^*nce 0.5 0.5 b30r$

$n^* = 0.00$

blackness n^*

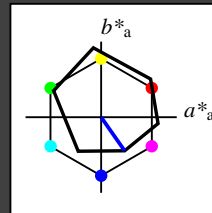
chromaticness c^*

$n^* = 0.50$

Output: Colorimetric Offset Reflective System ORS18

for hue $h^* = lab^*h = 305/360 = 0.847$
 lab^*tch and lab^*nch

D65: hue V
 LCH*Ma: 26 54 305
 olv*Ma: 0.0 0.0 1.0
 triangle lightness t^*



ORS18; adapted (a) CIELAB data

	$L^*=L^*_a$	a^*_a	b^*_a	$C^*_{ab,a}$	$h^*_{ab,a}$
OMa	47.94	65.39	50.52	82.63	38
YMa	90.37	-10.26	91.75	92.32	96
LMa	50.9	-62.83	34.96	71.91	151
CMa	58.62	-30.34	-45.01	54.3	236
VMa	25.72	31.1	-44.4	54.22	305
MMa	48.13	75.28	-8.36	75.74	354
NMa	18.01	0.0	0.0	0.0	0
WMa	95.41	0.0	0.0	0.0	0
RCIE	39.92	58.66	26.98	64.57	25
JCIE	81.26	-2.16	67.76	67.79	92
GCIE	52.23	-42.25	11.76	43.87	164
BCIE	30.57	1.15	-46.84	46.86	271

%Gamut
 $u^*_{rel} = 93$
 %Regularity
 $g^*_{H,rel} = 57$
 $g^*_{C,rel} = 59$

relative Inform. Technology (IT)
 $olvi3^* 1.0 1.0 1.0 (1.0)$
 $cmyn3^* 0.0 0.0 0.0 (0.0)$
 $olvi4^* 1.0 1.0 1.0 1.0$
 $cmyn4^* 0.0 0.0 0.0 0.0$

standard and adapted CIELAB
 $LAB^*LAB 95.41 -0.98 4.75$
 $LAB^*LABa 95.41 0.0 0.0$
 $LAB^*TCHa 99.99 0.01 -$

relative CIELAB lab*
 $lab^*lab 1.0 0.0 0.0$
 $lab^*tch 1.0 0.0 -$
 $lab^*nch 0.0 0.0 -$

relative Natural Colour (NC)
 $lab^*lrj 1.0 0.0 0.0$
 $lab^*tce 1.0 0.0 -$
 $lab^*nce 0.0 0.0 -$

relative Inform. Technology (IT)
 $olvi3^* 0.5 0.5 0.5 (1.0)$
 $cmyn3^* 0.5 0.5 0.5 (0.0)$
 $olvi4^* 1.0 1.0 1.0 0.5$
 $cmyn4^* 0.0 0.0 0.0 0.5$

standard and adapted CIELAB
 $LAB^*LAB 56.71 -0.24 2.14$
 $LAB^*LABa 56.71 0.0 0.0$
 $LAB^*TCHa 50.0 0.01 -$

relative CIELAB lab*
 $lab^*lab 0.5 0.0 0.0$
 $lab^*tch 0.5 0.0 -$
 $lab^*nch 0.5 0.0 -$

relative Natural Colour (NC)
 $lab^*lrj 0.5 0.0 0.0$
 $lab^*tce 0.5 0.0 -$
 $lab^*nce 0.5 0.0 -$

relative Inform. Technology (IT)
 $olvi3^* 0.0 0.0 0.0 (1.0)$
 $cmyn3^* 1.0 1.0 1.0 (0.0)$
 $olvi4^* 1.0 1.0 1.0 0.0$
 $cmyn4^* 0.0 0.0 0.0 1.0$

standard and adapted CIELAB
 $LAB^*LAB 18.02 0.5 -0.47$
 $LAB^*LABa 18.02 0.0 0.0$
 $LAB^*TCHa 0.01 0.01 -$

relative CIELAB lab*
 $lab^*lab 0.0 0.0 0.0$
 $lab^*tch 0.0 0.0 -$
 $lab^*nch 1.0 0.0 -$

relative Natural Colour (NC)
 $lab^*lrj 0.0 0.0 0.0$
 $lab^*tce 0.0 0.0 -$
 $lab^*nce 1.0 0.0 -$

$n^* = 1.0$

blackness n^*

chromaticness c^*

$n^* = 0.00$

NE150-7, 3 step scales for constant CIELAB hue 306/360 = 0.851 (left)

3 step scales for constant CIELAB hue 305/360 = 0.847 (right)

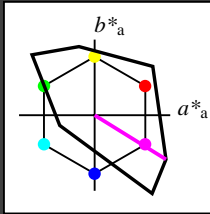
BAM-test chart NE15; Colorimetric systems TLS00 & ORS18
 D65: 2 coordinate data of 3 step colour scales for 10 hues

input: $olv^* setrgbcolor$
 output: $olv^* setrgbcolor / w^* setgray$

Input: Colorimetric Television Luminous System TLS00

for hue $h^* = lab^*h = 328/360 = 0.912$
 lab^*tch and lab^*nch

D65: hue M
 LCH*Ma: 57 111 328
 olv*Ma: 1.0 0.0 1.0
 triangle lightness t^*



TLS00; adapted (a) CIELAB data

	$L^*=L^*_a$	a^*_a	b^*_a	$C^*_{ab,a}$	$h^*_{ab,a}$
OMa	50.5	76.92	64.55	100.42	40
YMa	92.66	-20.69	90.75	93.08	103
LMa	83.63	-82.75	79.9	115.04	136
CMa	86.88	-46.16	-13.55	48.12	196
VMa	30.39	76.06	-103.59	128.52	306
MMa	57.3	94.35	-58.41	110.97	328
NMa	0.1	0.0	0.0	0.0	0
WMa	95.41	0.0	0.0	0.0	0
RCIE	39.92	58.74	27.99	65.07	25
JCIE	81.26	-2.88	71.56	71.62	92
GCIE	52.23	-42.41	13.6	44.55	162
BCIE	30.57	1.41	-46.46	46.49	272

%Gamut
 $u^*_{rel} = 158$
 %Regularity
 $g^*_{H,rel} = 20$
 $g^*_{C,rel} = 37$

relative Inform. Technology (IT)
 olv3* 1.0 1.0 1.0 (1.0)
 cmyn3* 0.0 0.0 0.0 (0.0)
 olv4* 1.0 1.0 1.0 1.0
 cmyn4* 0.0 0.0 0.0 0.0

standard and adapted CIELAB
 LAB*LAB 95.41 0.0 0.0
 LAB*LABa 95.41 0.0 0.0
 LAB*TCHa 99.99 0.01 -

relative CIELAB lab*
 lab*lab 1.0 0.0 0.0
 lab*tch 1.0 0.0 -
 lab*nch 0.0 0.0 -

relative Natural Colour (NC)
 lab*lrj 1.0 0.0 0.0
 lab*tce 1.0 0.0 -
 lab*nce 0.0 0.0 -

relative Inform. Technology (IT)
 olv3* 0.5 0.5 0.5 (1.0)
 cmyn3* 0.5 0.5 0.5 (0.0)
 olv4* 1.0 1.0 1.0 0.5
 cmyn4* 0.0 0.0 0.0 0.5

standard and adapted CIELAB
 LAB*LAB 47.72 0.0 0.0
 LAB*LABa 47.72 0.0 0.0
 LAB*TCHa 50.0 0.01 -

relative CIELAB lab*
 lab*lab 0.5 0.0 0.0
 lab*tch 0.5 0.0 -
 lab*nch 0.5 0.0 -

relative Natural Colour (NC)
 lab*lrj 0.5 0.0 0.0
 lab*tce 0.5 0.0 -
 lab*nce 0.5 0.0 -

relative Inform. Technology (IT)
 olv3* 0.0 0.0 0.0 (1.0)
 cmyn3* 1.0 1.0 1.0 (0.0)
 olv4* 1.0 1.0 1.0 0.0
 cmyn4* 0.0 0.0 0.0 1.0

standard and adapted CIELAB
 LAB*LAB 0.03 0.0 0.0
 LAB*LABa 0.03 0.0 0.0
 LAB*TCHa 0.01 0.01 -

relative CIELAB lab*
 lab*lab 0.0 0.0 0.0
 lab*tch 0.0 0.0 -
 lab*nch 1.0 0.0 -

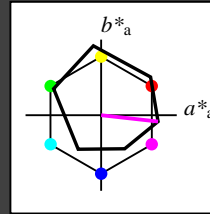
relative Natural Colour (NC)
 lab*lrj 0.0 0.0 0.0
 lab*tce 0.0 0.0 -
 lab*nce 1.0 0.0 -

$n^* = 1.0$

Output: Colorimetric Offset Reflective System ORS18

for hue $h^* = lab^*h = 354/360 = 0.982$
 lab^*tch and lab^*nch

D65: hue M
 LCH*Ma: 48 76 354
 olv*Ma: 1.0 0.0 1.0
 triangle lightness t^*



ORS18; adapted (a) CIELAB data

	$L^*=L^*_a$	a^*_a	b^*_a	$C^*_{ab,a}$	$h^*_{ab,a}$
OMa	47.94	65.39	50.52	82.63	38
YMa	90.37	-10.26	91.75	92.32	96
LMa	50.9	-62.83	34.96	71.91	151
CMa	58.62	-30.34	-45.01	54.3	236
VMa	25.72	31.1	-44.4	54.22	305
MMa	48.13	75.28	-8.36	75.74	354
NMa	18.01	0.0	0.0	0.0	0
WMa	95.41	0.0	0.0	0.0	0
RCIE	39.92	58.66	26.98	64.57	25
JCIE	81.26	-2.16	67.76	67.79	92
GCIE	52.23	-42.25	11.76	43.87	164
BCIE	30.57	1.15	-46.84	46.86	271

%Gamut
 $u^*_{rel} = 93$
 %Regularity
 $g^*_{H,rel} = 57$
 $g^*_{C,rel} = 59$

relative Inform. Technology (IT)
 olv3* 1.0 1.0 1.0 (1.0)
 cmyn3* 0.0 0.0 0.0 (0.0)
 olv4* 1.0 1.0 1.0 1.0
 cmyn4* 0.0 0.0 0.0 0.0

standard and adapted CIELAB
 LAB*LAB 95.41 -0.98 4.75
 LAB*LABa 95.41 0.0 0.0
 LAB*TCHa 99.99 0.01 -

relative CIELAB lab*
 lab*lab 1.0 0.0 0.0
 lab*tch 1.0 0.0 -
 lab*nch 0.0 0.0 -

relative Natural Colour (NC)
 lab*lrj 1.0 0.0 0.0
 lab*tce 1.0 0.0 -
 lab*nce 0.0 0.0 -

relative Inform. Technology (IT)
 olv3* 0.5 0.5 0.5 (1.0)
 cmyn3* 0.5 0.5 0.5 (0.0)
 olv4* 1.0 1.0 1.0 0.5
 cmyn4* 0.0 0.0 0.0 0.5

standard and adapted CIELAB
 LAB*LAB 56.71 -0.24 2.14
 LAB*LABa 56.71 0.0 0.0
 LAB*TCHa 50.0 0.01 -

relative CIELAB lab*
 lab*lab 0.5 0.0 0.0
 lab*tch 0.5 0.0 -
 lab*nch 0.5 0.0 -

relative Natural Colour (NC)
 lab*lrj 0.5 0.0 0.0
 lab*tce 0.5 0.0 -
 lab*nce 0.5 0.0 -

relative Inform. Technology (IT)
 olv3* 0.0 0.0 0.0 (1.0)
 cmyn3* 1.0 1.0 1.0 (0.0)
 olv4* 1.0 1.0 1.0 0.0
 cmyn4* 0.0 0.0 0.0 1.0

standard and adapted CIELAB
 LAB*LAB 18.02 0.5 -0.47
 LAB*LABa 18.02 0.0 0.0
 LAB*TCHa 0.01 0.01 -

relative CIELAB lab*
 lab*lab 0.0 0.0 0.0
 lab*tch 0.0 0.0 -
 lab*nch 1.0 0.0 -

relative Natural Colour (NC)
 lab*lrj 0.0 0.0 0.0
 lab*tce 0.0 0.0 -
 lab*nce 1.0 0.0 -

$n^* = 1.0$

relative Inform. Technology (IT)
 olv3* 1.0 0.5 1.0 (1.0)
 cmyn3* 0.0 0.5 0.0 (0.0)
 olv4* 1.0 0.5 1.0 1.0
 cmyn4* 0.0 0.5 0.0 0.0

standard and adapted CIELAB
 LAB*LAB 76.35 47.17 -29.19
 LAB*LABa 76.35 47.17 -29.19
 LAB*TCHa 75.0 55.47 328.23

relative CIELAB lab*
 lab*lab 0.8 0.425 -0.262
 lab*tch 0.75 0.5 0.912
 lab*nch 0.0 0.5 0.912

relative Natural Colour (NC)
 lab*lrj 0.8 0.352 -0.354
 lab*tce 0.75 0.5 0.874
 lab*nce 0.0 0.5 b49r

relative Inform. Technology (IT)
 olv3* 0.5 0.0 0.5 (1.0)
 cmyn3* 0.5 1.0 0.5 (0.0)
 olv4* 1.0 0.5 1.0 0.5
 cmyn4* 0.0 0.5 0.0 0.5

standard and adapted CIELAB
 LAB*LAB 28.66 47.17 -29.19
 LAB*LABa 28.66 47.17 -29.19
 LAB*TCHa 25.01 55.47 328.23

relative CIELAB lab*
 lab*lab 0.3 0.425 -0.262
 lab*tch 0.25 0.5 0.912
 lab*nch 0.5 0.5 0.912

relative Natural Colour (NC)
 lab*lrj 0.3 0.352 -0.354
 lab*tce 0.25 0.5 0.874
 lab*nce 0.5 0.5 b49r

$n^* = 0.50$

relative Inform. Technology (IT)
 olv3* 1.0 0.0 1.0 (1.0)
 cmyn3* 0.0 1.0 0.0 (0.0)
 olv4* 1.0 0.0 1.0 1.0
 cmyn4* 0.0 1.0 0.0 0.0

standard and adapted CIELAB
 LAB*LAB 57.3 94.33 -58.4
 LAB*LABa 57.3 94.33 -58.4
 LAB*TCHa 50.0 110.95 328.23

relative CIELAB lab*
 lab*lab 0.601 0.85 -0.525
 lab*tch 0.5 1.0 0.912
 lab*nch 0.0 1.0 0.912

relative Natural Colour (NC)
 lab*lrj 0.601 0.703 -0.71
 lab*tce 0.5 1.0 0.874
 lab*nce 0.0 1.0 b49r

$n^* = 0.00$

relative Inform. Technology (IT)
 olv3* 1.0 0.5 1.0 (1.0)
 cmyn3* 0.0 0.5 0.0 (0.0)
 olv4* 1.0 0.5 1.0 1.0
 cmyn4* 0.0 0.5 0.0 0.0

standard and adapted CIELAB
 LAB*LAB 71.77 37.1 -1.01
 LAB*LABa 71.77 37.63 -4.17
 LAB*TCHa 75.0 37.86 353.66

relative CIELAB lab*
 lab*lab 0.695 0.497 -0.054
 lab*tch 0.75 0.5 0.982
 lab*nch 0.0 0.5 0.982

relative Natural Colour (NC)
 lab*lrj 0.695 0.454 -0.208
 lab*tce 0.75 0.5 0.932
 lab*nce 0.0 0.5 b72r

relative Inform. Technology (IT)
 olv3* 0.5 0.0 0.5 (1.0)
 cmyn3* 0.5 1.0 0.5 (0.0)
 olv4* 1.0 0.5 1.0 0.5
 cmyn4* 0.0 0.5 0.0 0.5

standard and adapted CIELAB
 LAB*LAB 33.07 37.84 -3.62
 LAB*LABa 33.07 37.63 -4.17
 LAB*TCHa 25.01 37.86 353.66

relative CIELAB lab*
 lab*lab 0.195 0.497 -0.054
 lab*tch 0.25 0.5 0.982
 lab*nch 0.5 0.5 0.982

relative Natural Colour (NC)
 lab*lrj 0.195 0.454 -0.208
 lab*tce 0.25 0.5 0.932
 lab*nce 0.5 0.5 b72r

$n^* = 0.50$

relative Inform. Technology (IT)
 olv3* 1.0 0.0 1.0 (1.0)
 cmyn3* 0.0 1.0 0.0 (0.0)
 olv4* 1.0 0.0 1.0 1.0
 cmyn4* 0.0 1.0 0.0 0.0

standard and adapted CIELAB
 LAB*LAB 48.13 75.18 -6.79
 LAB*LABa 48.13 75.26 -8.35
 LAB*TCHa 50.0 75.73 353.66

relative CIELAB lab*
 lab*lab 0.389 0.994 -0.109
 lab*tch 0.5 1.0 0.982
 lab*nch 0.0 1.0 0.982

relative Natural Colour (NC)
 lab*lrj 0.389 0.909 -0.416
 lab*tce 0.5 1.0 0.932
 lab*nce 0.0 1.0 b72r

$n^* = 0.00$

chromaticness c^*

blackness n^*

chromaticness c^*

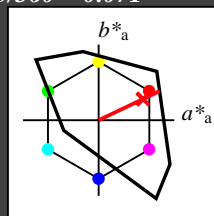
blackness n^*

Input: Colorimetric Television Luminous System TLS00

for hue $h^* = lab^*h = 25/360 = 0.071$
 lab^*tch and lab^*nch

D65: hue R
 LCH*Ma: 52 89 25
 olv*Ma: 1.0 0.0 0.21

triangle lightness t^*



TLS00; adapted (a) CIELAB data

	$L^*=L^*_a$	a^*_a	b^*_a	$C^*_{ab,a}$	$h^*_{ab,a}$
OMa	50.5	76.92	64.55	100.42	40
YMa	92.66	-20.69	90.75	93.08	103
LMa	83.63	-82.75	79.9	115.04	136
CMa	86.88	-46.16	-13.55	48.12	196
VMa	30.39	76.06	-103.59	128.52	306
MMa	57.3	94.35	-58.41	110.97	328
NMa	0.01	0.0	0.0	0.0	0
WMa	95.41	0.0	0.0	0.0	0
RCIE	39.92	58.74	27.99	65.07	25
JCIE	81.26	-2.88	71.56	71.62	92
GCIE	52.23	-42.41	13.6	44.55	162
BCIE	30.57	1.41	-46.46	46.49	272

%Gamut

$u^*_{rel} = 158$

%Regularity

$g^*_{H,rel} = 20$

$g^*_{C,rel} = 37$

relative Inform. Technology (IT)

olvi3*	1.0	1.0	1.0	(1.0)
cmyn3*	0.0	0.0	0.0	(0.0)
olvi4*	1.0	1.0	1.0	1.0
cmyn4*	0.0	0.0	0.0	0.0

standard and adapted CIELAB

LAB*LAB	95.41	0.0	0.0
LAB*LABa	95.41	0.0	0.0
LAB*TCHa	99.99	0.01	-

relative CIELAB lab*

lab*lab	1.0	0.0	0.0
lab*tch	1.0	0.0	-
lab*nch	0.0	0.0	-

relative Natural Colour (NC)

lab*lrj	1.0	0.0	0.0
lab*tce	1.0	0.0	-
lab*nce	0.0	0.0	-

relative Inform. Technology (IT)

olvi3*	0.5	0.5	0.5	(1.0)
cmyn3*	0.5	0.5	0.5	(0.0)
olvi4*	1.0	1.0	1.0	0.5
cmyn4*	0.0	0.0	0.0	0.5

standard and adapted CIELAB

LAB*LAB	47.72	0.0	0.0
LAB*LABa	47.72	0.0	0.0
LAB*TCHa	50.0	0.01	-

relative CIELAB lab*

lab*lab	0.5	0.0	0.0
lab*tch	0.5	0.0	-
lab*nch	0.5	0.0	-

relative Natural Colour (NC)

lab*lrj	0.5	0.0	0.0
lab*tce	0.5	0.0	-
lab*nce	0.5	0.0	-

relative Inform. Technology (IT)

olvi3*	0.0	0.0	0.0	(1.0)
cmyn3*	1.0	1.0	1.0	(0.0)
olvi4*	1.0	1.0	1.0	0.0
cmyn4*	0.0	0.0	0.0	1.0

standard and adapted CIELAB

LAB*LAB	0.03	0.0	0.0
LAB*LABa	0.03	0.0	0.0
LAB*TCHa	0.01	0.01	-

relative CIELAB lab*

lab*lab	0.0	0.0	0.0
lab*tch	0.0	0.0	-
lab*nch	1.0	0.0	-

relative Natural Colour (NC)

lab*lrj	0.0	0.0	0.0
lab*tce	0.0	0.0	-
lab*nce	1.0	0.0	-

$n^* = 1.0$

relative Inform. Technology (IT)

olvi3*	1.0	0.5	0.606	(1.0)
cmyn3*	0.0	0.5	0.394	(0.0)
olvi4*	1.0	0.5	0.606	1.0
cmyn4*	0.0	0.5	0.394	0.0

standard and adapted CIELAB

LAB*LAB	73.67	40.3	19.2
LAB*LABa	73.67	40.3	19.2
LAB*TCHa	75.0	44.64	25.47

relative CIELAB lab*

lab*lab	0.772	0.451	0.215
lab*tch	0.75	0.5	0.071
lab*nch	0.0	0.5	0.071

relative Natural Colour (NC)

lab*lrj	0.772	0.5	0.0
lab*tce	0.75	0.5	1.0
lab*nce	0.0	0.5	b99r

relative Inform. Technology (IT)

olvi3*	0.5	0.0	0.106	(1.0)
cmyn3*	0.5	1.0	0.894	(0.0)
olvi4*	1.0	0.5	0.606	0.5
cmyn4*	0.0	0.5	0.394	0.5

standard and adapted CIELAB

LAB*LAB	25.98	40.3	19.21
LAB*LABa	25.98	40.3	19.21
LAB*TCHa	25.01	44.65	25.49

relative CIELAB lab*

lab*lab	0.272	0.451	0.215
lab*tch	0.25	0.5	0.071
lab*nch	0.5	0.5	0.071

relative Natural Colour (NC)

lab*lrj	0.272	0.5	0.0
lab*tce	0.25	0.5	0.0
lab*nce	0.5	0.5	r00j

$n^* = 0.50$

blackness n^*

chromaticness c^*

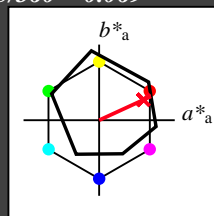
$n^* = 0.00$

Output: Colorimetric Offset Reflective System ORS18

for hue $h^* = lab^*h = 25/360 = 0.069$
 lab^*tch and lab^*nch

D65: hue R
 LCH*Ma: 48 75 25
 olv*Ma: 1.0 0.0 0.32

triangle lightness t^*



ORS18; adapted (a) CIELAB data

	$L^*=L^*_a$	a^*_a	b^*_a	$C^*_{ab,a}$	$h^*_{ab,a}$
OMa	47.94	65.39	50.52	82.63	38
YMa	90.37	-10.26	91.75	92.32	96
LMa	50.9	-62.83	34.96	71.91	151
CMa	58.62	-30.34	-45.01	54.3	236
VMa	25.72	31.1	-44.4	54.22	305
MMa	48.13	75.28	-8.36	75.74	354
NMa	18.01	0.0	0.0	0.0	0
WMa	95.41	0.0	0.0	0.0	0
RCIE	39.92	58.66	26.98	64.57	25
JCIE	81.26	-2.16	67.76	67.79	92
GCIE	52.23	-42.25	11.76	43.87	164
BCIE	30.57	1.15	-46.84	46.86	271

%Gamut

$u^*_{rel} = 93$

%Regularity

$g^*_{H,rel} = 57$

$g^*_{C,rel} = 59$

relative Inform. Technology (IT)

olvi3*	1.0	1.0	1.0	(1.0)
cmyn3*	0.0	0.0	0.0	(0.0)
olvi4*	1.0	1.0	1.0	1.0
cmyn4*	0.0	0.0	0.0	0.0

standard and adapted CIELAB

LAB*LAB	95.41	-0.98	4.75
LAB*LABa	95.41	0.0	0.0
LAB*TCHa	99.99	0.01	-

relative CIELAB lab*

lab*lab	1.0	0.0	0.0
lab*tch	1.0	0.0	-
lab*nch	0.0	0.0	-

relative Natural Colour (NC)

lab*lrj	1.0	0.0	0.0
lab*tce	1.0	0.0	-
lab*nce	0.0	0.0	-

relative Inform. Technology (IT)

olvi3*	0.5	0.5	0.5	(1.0)
cmyn3*	0.5	0.5	0.5	(0.0)
olvi4*	1.0	1.0	1.0	0.5
cmyn4*	0.0	0.0	0.0	0.5

standard and adapted CIELAB

LAB*LAB	56.71	-0.24	2.14
LAB*LABa	56.71	0.0	0.0
LAB*TCHa	50.0	0.01	-

relative CIELAB lab*

lab*lab	0.5	0.0	0.0
lab*tch	0.5	0.0	-
lab*nch	0.5	0.0	-

relative Natural Colour (NC)

lab*lrj	0.5	0.0	0.0
lab*tce	0.5	0.0	-
lab*nce	0.5	0.0	-

relative Inform. Technology (IT)

olvi3*	0.0	0.0	0.0	(1.0)
cmyn3*	1.0	1.0	1.0	(0.0)
olvi4*	1.0	1.0	1.0	0.0
cmyn4*	0.0	0.0	0.0	1.0

standard and adapted CIELAB

LAB*LAB	18.02	0.5	-0.47
LAB*LABa	18.02	0.0	0.0
LAB*TCHa	0.01	0.01	-

relative CIELAB lab*

lab*lab	0.0	0.0	0.0
lab*tch	0.0	0.0	-
lab*nch	1.0	0.0	-

relative Natural Colour (NC)

lab*lrj	0.0	0.0	0.0
lab*tce	0.0	0.0	-
lab*nce	1.0	0.0	-

$n^* = 1.0$

relative Inform. Technology (IT)

olvi3*	1.0	0.5	0.661	(1.0)
cmyn3*	0.0	0.5	0.339	(0.0)
olvi4*	1.0	0.5	0.661	1.0
cmyn4*	0.0	0.5	0.339	0.0

standard and adapted CIELAB

LAB*LAB	71.7	33.75	18.92
LAB*LABa	71.7	34.28	15.76
LAB*TCHa	75.0	37.73	24.7

relative CIELAB lab*

lab*lab	0.694	0.454	0.209
lab*tch	0.75	0.5	0.069
lab*nch	0.0	0.5	0.069

relative Natural Colour (NC)

lab*lrj	0.694	0.5	0.0
lab*tce	0.75	0.5	1.0
lab*nce	0.0	0.5	b99r

relative Inform. Technology (IT)

olvi3*	0.5	0.0	0.161	(1.0)
cmyn3*	0.5	1.0	0.839	(0.0)
olvi4*	1.0	0.5	0.661	0.5
cmyn4*	0.0	0.5	0.339	0.5

standard and adapted CIELAB

LAB*LAB	33.01	34.49	16.31
LAB*LABa	33.01	34.28	15.77
LAB*TCHa	25.01	37.73	24.7

relative CIELAB lab*

lab*lab	0.194	0.454	0.209
lab*tch	0.25	0.5	0.069
lab*nch	0.5	0.5	0.069

relative Natural Colour (NC)

lab*lrj	0.194	0.5	0.0
lab*tce	0.25	0.5	0.0
lab*nce	0.5	0.5	r00j

$n^* = 0.00$

blackness n^*

chromaticness c^*

NE150-7, 3 step scales for constant CIELAB hue 25/360 = 0.071 (left)

3 step scales for constant CIELAB hue 25/360 = 0.069 (right)

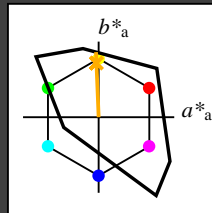
BAM-test chart NE15; Colorimetric systems TLS00 & ORS18
 D65: 2 coordinate data of 3 step colour scales for 10 hues

input: $olv^* setrgbcolor$
 output: $olv^* setrgbcolor / w^* setgray$

Input: Colorimetric Television Luminous System TLS00

for hue $h^* = lab^*h = 92/360 = 0.256$
 lab^*tch and lab^*nch

D65: hue J
 LCH*Ma: 85 86 92
 olv*Ma: 1.0 0.82 0.0
 triangle lightness t^*



TLS00; adapted (a) CIELAB data

	L^*	a^*_a	b^*_a	$C^*_{ab,a}$	$h^*_{ab,a}$
OMa	50.5	76.92	64.55	100.42	40
YMa	92.66	-20.69	90.75	93.08	103
LMa	83.63	-82.75	79.9	115.04	136
CMa	86.88	-46.16	-13.55	48.12	196
VMa	30.39	76.06	-103.59	128.52	306
MMa	57.3	94.35	-58.41	110.97	328
NMa	0.01	0.0	0.0	0.0	0
WMa	95.41	0.0	0.0	0.0	0
RCIE	39.92	58.74	27.99	65.07	25
JCIE	81.26	-2.88	71.56	71.62	92
GCIE	52.23	-42.41	13.6	44.55	162
BCIE	30.57	1.41	-46.46	46.49	272

%Gamut
 $u^*_{rel} = 158$
 %Regularity
 $g^*_{H,rel} = 20$
 $g^*_{C,rel} = 37$

relative Inform. Technology (IT)

olvi3*	1.0	1.0	1.0	(1.0)
cmyn3*	0.0	0.0	0.0	(0.0)
olvi4*	1.0	1.0	1.0	1.0
cmyn4*	0.0	0.0	0.0	0.0

standard and adapted CIELAB

LAB*LAB	95.41	0.0	0.0
LAB*LABa	95.41	0.0	0.0
LAB*TCHa	99.99	0.01	-

relative CIELAB lab*

lab*lab	1.0	0.0	0.0
lab*tch	1.0	0.0	-
lab*nch	0.0	0.0	-

relative Natural Colour (NC)

lab*lrj	1.0	0.0	0.0
lab*tce	1.0	0.0	-
lab*nce	0.0	0.0	-

relative Inform. Technology (IT)

olvi3*	0.5	0.5	0.5	(1.0)
cmyn3*	0.5	0.5	0.5	(0.0)
olvi4*	1.0	1.0	1.0	0.5
cmyn4*	0.0	0.0	0.0	0.5

standard and adapted CIELAB

LAB*LAB	47.72	0.0	0.0
LAB*LABa	47.72	0.0	0.0
LAB*TCHa	50.0	0.01	-

relative CIELAB lab*

lab*lab	0.5	0.0	0.0
lab*tch	0.5	0.0	-
lab*nch	0.5	0.0	-

relative Natural Colour (NC)

lab*lrj	0.5	0.0	0.0
lab*tce	0.5	0.0	-
lab*nce	0.5	0.0	-

relative Inform. Technology (IT)

olvi3*	0.0	0.0	0.0	(1.0)
cmyn3*	1.0	1.0	1.0	(0.0)
olvi4*	1.0	1.0	1.0	0.0
cmyn4*	0.0	0.0	0.0	1.0

standard and adapted CIELAB

LAB*LAB	0.03	0.0	0.0
LAB*LABa	0.03	0.0	0.0
LAB*TCHa	0.01	0.01	-

relative CIELAB lab*

lab*lab	0.0	0.0	0.0
lab*tch	0.0	0.0	-
lab*nch	1.0	0.0	-

relative Natural Colour (NC)

lab*lrj	0.0	0.0	0.0
lab*tce	0.0	0.0	-
lab*nce	1.0	0.0	-

$n^* = 1.0$

relative Inform. Technology (IT)

olvi3*	1.0	0.912	0.5	(1.0)
cmyn3*	0.0	0.088	0.5	(0.0)
olvi4*	1.0	0.912	0.5	1.0
cmyn4*	0.0	0.088	0.5	0.0

standard and adapted CIELAB

LAB*LAB	90.31	-1.74	43.06
LAB*LABa	90.31	-1.74	43.06
LAB*TCHa	75.0	43.09	92.32

relative CIELAB lab*

lab*lab	0.947	-0.019	0.499
lab*tch	0.75	0.5	0.256
lab*nch	0.0	0.5	0.256

relative Natural Colour (NC)

lab*lrj	0.947	0.0	0.5
lab*tce	0.75	0.5	0.25
lab*nce	0.0	0.5	j00g

relative Inform. Technology (IT)

olvi3*	0.5	0.412	0.0	(1.0)
cmyn3*	0.5	0.588	1.0	(0.0)
olvi4*	1.0	0.912	0.5	0.5
cmyn4*	0.0	0.088	0.5	0.5

standard and adapted CIELAB

LAB*LAB	42.62	-1.73	43.05
LAB*LABa	42.62	-1.73	43.05
LAB*TCHa	25.01	43.09	92.31

relative CIELAB lab*

lab*lab	0.447	-0.019	0.499
lab*tch	0.25	0.5	0.256
lab*nch	0.5	0.5	0.256

relative Natural Colour (NC)

lab*lrj	0.447	0.0	0.5
lab*tce	0.25	0.5	0.25
lab*nce	0.5	0.5	r99j

$n^* = 0.50$

relative Inform. Technology (IT)

olvi3*	0.0	0.0	0.0	(1.0)
cmyn3*	1.0	1.0	1.0	(0.0)
olvi4*	1.0	1.0	1.0	0.0
cmyn4*	0.0	0.0	0.0	1.0

standard and adapted CIELAB

LAB*LAB	18.02	0.5	-0.47
LAB*LABa	18.02	0.0	0.0
LAB*TCHa	0.01	0.01	-

relative CIELAB lab*

lab*lab	0.0	0.0	0.0
lab*tch	0.0	0.0	-
lab*nch	1.0	0.0	-

relative Natural Colour (NC)

lab*lrj	0.0	0.0	0.0
lab*tce	0.0	0.0	-
lab*nce	1.0	0.0	-

$n^* = 1.0$

relative Inform. Technology (IT)

olvi3*	1.0	0.824	0.0	(1.0)
cmyn3*	0.0	0.176	1.0	(0.0)
olvi4*	1.0	0.824	0.0	1.0
cmyn4*	0.0	0.176	1.0	0.0

standard and adapted CIELAB

LAB*LAB	85.22	-3.47	86.11
LAB*LABa	85.22	-3.47	86.11
LAB*TCHa	50.0	86.18	92.32

relative CIELAB lab*

lab*lab	0.893	-0.039	0.999
lab*tch	0.5	1.0	0.256
lab*nch	0.0	1.0	0.256

relative Natural Colour (NC)

lab*lrj	0.893	0.0	1.0
lab*tce	0.5	1.0	0.25
lab*nce	0.0	1.0	j00g

$n^* = 0.00$

relative Inform. Technology (IT)

olvi3*	0.0	0.0	0.0	(1.0)
cmyn3*	1.0	1.0	1.0	(0.0)
olvi4*	1.0	1.0	1.0	0.0
cmyn4*	0.0	0.0	0.0	1.0

standard and adapted CIELAB

LAB*LAB	0.0	0.0	0.0
LAB*LABa	0.0	0.0	0.0
LAB*TCHa	0.0	0.0	0.0

relative CIELAB lab*

lab*lab	0.0	0.0	0.0
lab*tch	0.0	0.0	-
lab*nch	1.0	0.0	-

relative Natural Colour (NC)

lab*lrj	0.0	0.0	0.0
lab*tce	0.0	0.0	-
lab*nce	1.0	0.0	-

$n^* = 1.0$

relative Inform. Technology (IT)

olvi3*	0.0	0.0	0.0	(1.0)
cmyn3*	1.0	1.0	1.0	(0.0)
olvi4*	1.0	1.0	1.0	0.0
cmyn4*	0.0	0.0	0.0	1.0

standard and adapted CIELAB

LAB*LAB	0.0	0.0	0.0
LAB*LABa	0.0	0.0	0.0
LAB*TCHa	0.0	0.0	0.0

relative CIELAB lab*

lab*lab	0.0	0.0	0.0
lab*tch	0.0	0.0	-
lab*nch	1.0	0.0	-

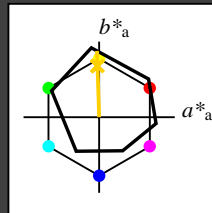
relative Natural Colour (NC)

lab*lrj	0.0	0.0	0.0
lab*tce	0.0	0.0	-
lab*nce	1.0	0.0	-

Output: Colorimetric Offset Reflective System ORS18

for hue $h^* = lab^*h = 92/360 = 0.255$
 lab^*tch and lab^*nch

D65: hue J
 LCH*Ma: 86 88 92
 olv*Ma: 1.0 0.9 0.0
 triangle lightness t^*



ORS18; adapted (a) CIELAB data

	L^*	a^*_a	b^*_a	$C^*_{ab,a}$	$h^*_{ab,a}$
OMa	47.94	65.39	50.52	82.63	38
YMa	90.37	-10.26	91.75	92.32	96
LMa	50.9	-62.83	34.96	71.91	151
CMa	58.62	-30.34	-45.01	54.3	236
VMa	25.72	31.1	-44.4	54.22	305
MMa	48.13	75.28	-8.36	75.74	354
NMa	18.01	0.0	0.0	0.0	0
WMa	95.41	0.0	0.0	0.0	0
RCIE	39.92	58.66	26.98	64.57	25
JCIE	81.26	-2.16	67.76	67.79	92
GCIE	52.23	-42.25	11.76	43.87	164
BCIE	30.57	1.15	-46.84	46.86	271

%Gamut
 $u^*_{rel} = 93$
 %Regularity
 $g^*_{H,rel} = 57$
 $g^*_{C,rel} = 59$

relative Inform. Technology (IT)

olvi3*	1.0	1.0	1.0	(1.0)
cmyn3*	0.0	0.0	0.0	(0.0)
olvi4*	1.0	1.0	1.0	1.0
cmyn4*	0.0	0.0	0.0	0.0

standard and adapted CIELAB

LAB*LAB	95.41	-0.98	4.75
LAB*LABa	95.41	0.0	0.0
LAB*TCHa	99.99	0.01	-

relative CIELAB lab*

lab*lab	1.0	0.0	0.0
lab*tch	1.0	0.0	-
lab*nch	0.0	0.0	-

relative Natural Colour (NC)

lab*lrj	1.0	0.0	0.0
lab*tce	1.0	0.0	-
lab*nce	0.0	0.0	-

relative Inform. Technology (IT)

olvi3*	0.5	0.5	0.5	(1.0)
cmyn3*	0.5	0.5	0.5	(0.0)
olvi4*	1.0	1.0	1.0	0.5
cmyn4*	0.0	0.0	0.0	0.5

standard and adapted CIELAB

LAB*LAB	56.71	-0.24	2.14
LAB*LABa	56.71	0.0	0.0
LAB*TCHa	50.0	0.01	-

relative CIELAB lab*

lab*lab	0.5	0.0	0.0
lab*tch	0.5	0.0	-
lab*nch	0.5	0.0	-

relative Natural Colour (NC)

lab*lrj	0.5	0.0	0.0
lab*tce	0.5	0.0	-
lab*nce	0.5	0.0	-

$n^* = 0.00$

relative Inform. Technology (IT)

olvi3*	0.0	0.0	0.0	(1.0)
cmyn3*	1.0	1.0	1.0	(0.0)
olvi4*	1.0	1.0	1.0	0.0
cmyn4*	0.0	0.0	0.0	1.0

standard and adapted CIELAB

LAB*LAB	18.02	0.5	-0.47
LAB*LABa	18.02	0.0	0.0
LAB*TCHa	0.01	0.01	-

relative CIELAB lab*

lab*lab	0.0	0.0	0.0
lab*tch	0.0	0.0	-
lab*nch	1.0	0.0	-

relative Natural Colour (NC)

lab*lrj	0.0	0.0	0.0
lab*tce	0.0	0.0	-
lab*nce	1.0	0.0	-

$n^* = 1.0$

relative Inform. Technology (IT)

olvi3*	0.0	0.0	0.0	(1.0)
cmyn3*	1.0	1.0	1.0	(0.0)
olvi4*	1.0	1.0	1.0	0.0
cmyn4*	0.0	0.0	0.0	1.0

standard and adapted CIELAB

LAB*LAB	0.0	0.0	0.0
LAB*LABa	0.0	0.0	0.0
LAB*TCHa	0.0	0.0	0.0

relative CIELAB lab*

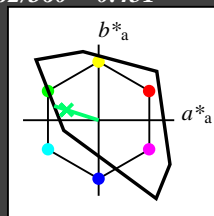
lab*lab	0.0	0.0	0.0</
---------	-----	-----	-------

Input: Colorimetric Television Luminous System TLS00

for hue $h^* = lab^*h = 162/360 = 0.451$
 lab^*tch and lab^*nch

D65: hue G
 LCH*Ma: 86 62 162
 olv*Ma: 0.0 1.0 0.65

triangle lightness t^*



TLS00; adapted (a) CIELAB data

	$L^*=L^*_a$	a^*_a	b^*_a	$C^*_{ab,a}$	$h^*_{ab,a}$
OMa	50.5	76.92	64.55	100.42	40
YMa	92.66	-20.69	90.75	93.08	103
LMa	83.63	-82.75	79.9	115.04	136
CMa	86.88	-46.16	-13.55	48.12	196
VMa	30.39	76.06	-103.59	128.52	306
MMa	57.3	94.35	-58.41	110.97	328
NMa	0.01	0.0	0.0	0.0	0
WMa	95.41	0.0	0.0	0.0	0
RCIE	39.92	58.74	27.99	65.07	25
JCIE	81.26	-2.88	71.56	71.62	92
GCIE	52.23	-42.41	13.6	44.55	162
BCIE	30.57	1.41	-46.46	46.49	272

%Gamut

$u^*_{rel} = 158$

%Regularity

$g^*_{H,rel} = 20$

$g^*_{C,rel} = 37$

relative Inform. Technology (IT)

olvi3*	1.0	1.0	1.0	(1.0)
cmyn3*	0.0	0.0	0.0	(0.0)
olvi4*	1.0	1.0	1.0	1.0
cmyn4*	0.0	0.0	0.0	0.0

standard and adapted CIELAB

LAB*LAB	95.41	0.0	0.0
LAB*LABa	95.41	0.0	0.0
LAB*TCHa	99.99	0.01	-

relative CIELAB lab*

lab*lab	1.0	0.0	0.0
lab*tch	1.0	0.0	-
lab*nch	0.0	0.0	-

relative Natural Colour (NC)

lab*lrj	1.0	0.0	0.0
lab*tce	1.0	0.0	-
lab*nce	0.0	0.0	-

relative Inform. Technology (IT)

olvi3*	0.5	1.0	0.826	(1.0)
cmyn3*	0.5	0.0	0.174	(0.0)
olvi4*	0.5	1.0	0.827	1.0
cmyn4*	0.5	0.0	0.173	0.0

standard and adapted CIELAB

LAB*LAB	90.57	-29.42	9.43
LAB*LABa	90.57	-29.42	9.43
LAB*TCHa	75.0	30.9	162.23

relative CIELAB lab*

lab*lab	0.949	-0.475	0.153
lab*tch	0.75	0.5	0.451
lab*nch	0.0	0.5	0.451

relative Natural Colour (NC)

lab*lrj	0.949	-0.499	0.0
lab*tce	0.75	0.5	0.5
lab*nce	0.0	0.5	g00b

relative Inform. Technology (IT)

olvi3*	0.0	1.0	0.653	(1.0)
cmyn3*	1.0	0.0	0.347	(0.0)
olvi4*	1.0	1.0	0.653	1.0
cmyn4*	1.0	0.0	0.347	0.0

standard and adapted CIELAB

LAB*LAB	85.74	-58.84	18.87
LAB*LABa	85.74	-58.84	18.87
LAB*TCHa	50.0	61.8	162.23

relative CIELAB lab*

lab*lab	0.899	-0.951	0.305
lab*tch	0.5	1.0	0.451
lab*nch	0.0	1.0	0.451

relative Natural Colour (NC)

lab*lrj	0.899	-0.999	0.0
lab*tce	0.5	1.0	0.5
lab*nce	0.0	1.0	g00b

relative Inform. Technology (IT)

olvi3*	0.0	0.5	0.326	(1.0)
cmyn3*	1.0	0.5	0.674	(0.0)
olvi4*	0.5	1.0	0.826	0.5
cmyn4*	0.5	0.0	0.174	0.5

standard and adapted CIELAB

LAB*LAB	42.88	-29.42	9.44
LAB*LABa	42.88	-29.42	9.44
LAB*TCHa	25.01	30.91	162.22

relative CIELAB lab*

lab*lab	0.449	-0.475	0.153
lab*tch	0.25	0.5	0.451
lab*nch	0.5	0.5	0.451

relative Natural Colour (NC)

lab*lrj	0.449	-0.499	0.0
lab*tce	0.25	0.5	0.5
lab*nce	0.5	0.5	199g

$n^* = 0.50$

$n^* = 0.00$

blackness n^*

chromaticness c^*

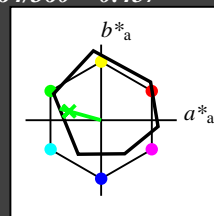
$n^* = 1.0$

Output: Colorimetric Offset Reflective System ORS18

for hue $h^* = lab^*h = 164/360 = 0.457$
 lab^*tch and lab^*nch

D65: hue G
 LCH*Ma: 53 57 164
 olv*Ma: 0.0 1.0 0.25

triangle lightness t^*



ORS18; adapted (a) CIELAB data

	$L^*=L^*_a$	a^*_a	b^*_a	$C^*_{ab,a}$	$h^*_{ab,a}$
OMa	47.94	65.39	50.52	82.63	38
YMa	90.37	-10.26	91.75	92.32	96
LMa	50.9	-62.83	34.96	71.91	151
CMa	58.62	-30.34	-45.01	54.3	236
VMa	25.72	31.1	-44.4	54.22	305
MMa	48.13	75.28	-8.36	75.74	354
NMa	18.01	0.0	0.0	0.0	0
WMa	95.41	0.0	0.0	0.0	0
RCIE	39.92	58.66	26.98	64.57	25
JCIE	81.26	-2.16	67.76	67.79	92
GCIE	52.23	-42.25	11.76	43.87	164
BCIE	30.57	1.15	-46.84	46.86	271

%Gamut

$u^*_{rel} = 93$

%Regularity

$g^*_{H,rel} = 57$

$g^*_{C,rel} = 59$

relative Inform. Technology (IT)

olvi3*	1.0	1.0	1.0	(1.0)
cmyn3*	0.0	0.0	0.0	(0.0)
olvi4*	1.0	1.0	1.0	1.0
cmyn4*	0.0	0.0	0.0	0.0

standard and adapted CIELAB

LAB*LAB	95.41	-0.98	4.75
LAB*LABa	95.41	0.0	0.0
LAB*TCHa	99.99	0.01	-

relative CIELAB lab*

lab*lab	1.0	0.0	0.0
lab*tch	1.0	0.0	-
lab*nch	0.0	0.0	-

relative Natural Colour (NC)

lab*lrj	1.0	0.0	0.0
lab*tce	1.0	0.0	-
lab*nce	0.0	0.0	-

relative Inform. Technology (IT)

olvi3*	0.5	1.0	0.623	(1.0)
cmyn3*	0.5	0.0	0.377	(0.0)
olvi4*	0.5	1.0	0.623	1.0
cmyn4*	0.5	0.0	0.377	0.0

standard and adapted CIELAB

LAB*LAB	74.1	-27.98	10.94
LAB*LABa	74.1	-27.4	7.62
LAB*TCHa	75.0	28.45	164.46

relative CIELAB lab*

lab*lab	0.725	-0.481	0.134
lab*tch	0.75	0.5	0.457
lab*nch	0.0	0.5	0.457

relative Natural Colour (NC)

lab*lrj	0.725	-0.499	0.0
lab*tce	0.75	0.5	0.5
lab*nce	0.0	0.5	g00b

relative Inform. Technology (IT)

olvi3*	0.0	1.0	0.246	(1.0)
cmyn3*	1.0	0.0	0.754	(0.0)
olvi4*	0.0	1.0	0.246	1.0
cmyn4*	1.0	0.0	0.754	0.0

standard and adapted CIELAB

LAB*LAB	52.8	-54.98	17.14
LAB*LABa	52.8	-54.81	15.26
LAB*TCHa	50.0	56.91	164.45

relative CIELAB lab*

lab*lab	0.45	-0.962	0.268
lab*tch	0.5	1.0	0.457
lab*nch	0.0	1.0	0.457

relative Natural Colour (NC)

lab*lrj	0.45	-0.999	0.0
lab*tce	0.5	1.0	0.5
lab*nce	0.0	1.0	199g

relative Inform. Technology (IT)

olvi3*	0.0	0.5	0.123	(1.0)
cmyn3*	1.0	0.5	0.877	(0.0)
olvi4*	0.5	1.0	0.623	0.5
cmyn4*	0.5	0.0	0.377	0.5

standard and adapted CIELAB

LAB*LAB	35.41	-27.24	8.34
LAB*LABa	35.41	-27.4	7.63
LAB*TCHa	25.01	28.46	164.44

relative CIELAB lab*

lab*lab	0.225	-0.481	0.134
lab*tch	0.25	0.5	0.457
lab*nch	0.5	0.5	0.457

relative Natural Colour (NC)

lab*lrj	0.225	-0.499	0.0
lab*tce	0.25	0.5	0.5
lab*nce	0.5	0.5	199g

$n^* = 0.50$

$n^* = 0.00$

blackness n^*

chromaticness c^*

$n^* = 1.0$

relative Inform. Technology (IT)

olvi3*	0.0	0.0	0.0	(1.0)
cmyn3*	1.0	1.0	1.0	(0.0)
olvi4*	1.0	1.0	1.0	1.0
cmyn4*	1.0	0.0	0.0	1.0

standard and adapted CIELAB

LAB*LAB	18.02	0.5	-0.47
LAB*LABa	18.02	0.0	0.0
LAB*TCHa	0.01	0.01	-

relative CIELAB lab*

lab*lab	0.0	0.0	0.0
lab*tch	0.0	0.0	-
lab*nch	1.0	0.0	-

relative Natural Colour (NC)

lab*lrj	0.0	0.0	0.0
lab*tce	0.0	0.0	-
lab*nce	1.0	0.0	-

$n^* = 1.0$

NE150-7, 3 step scales for constant CIELAB hue 162/360 = 0.451 (left)

3 step scales for constant CIELAB hue 164/360 = 0.457 (right)

BAM-test chart NE15; Colorimetric systems TLS00 & ORS18
 D65: 2 coordinate data of 3 step colour scales for 10 hues

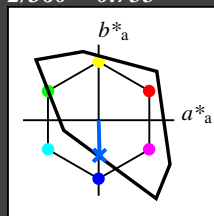
input: $olv^* setrgbcolor$
 output: $olv^* setrgbcolor / w^* setgray$

Input: Colorimetric Television Luminous System TLS00

for hue $h^* = lab^*h = 272/360 = 0.755$
 lab^*tch and lab^*nch

D65: hue B
 LCH*Ma: 65 49 272
 olv*Ma: 0.0 0.61 1.0

triangle lightness t^*



TLS00; adapted (a) CIELAB data

	$L^*=L^*_a$	a^*_a	b^*_a	$C^*_{ab,a}$	$h^*_{ab,a}$
OMa	50.5	76.92	64.55	100.42	40
YMa	92.66	-20.69	90.75	93.08	103
LMa	83.63	-82.75	79.9	115.04	136
CMa	86.88	-46.16	-13.55	48.12	196
VMa	30.39	76.06	-103.59	128.52	306
MMa	57.3	94.35	-58.41	110.97	328
NMa	0.01	0.0	0.0	0.0	0
WMa	95.41	0.0	0.0	0.0	0
RCIE	39.92	58.74	27.99	65.07	25
JCIE	81.26	-2.88	71.56	71.62	92
GCIE	52.23	-42.41	13.6	44.55	162
BCIE	30.57	1.41	-46.46	46.49	272

%Gamut

$u^*_{rel} = 158$

%Regularity

$g^*_{H,rel} = 20$

$g^*_{C,rel} = 37$

relative Inform. Technology (IT)

olvi3*	1.0	1.0	1.0	(1.0)
cmyn3*	0.0	0.0	0.0	(0.0)
olvi4*	1.0	1.0	1.0	1.0
cmyn4*	0.0	0.0	0.0	0.0

standard and adapted CIELAB

LAB*LAB	95.41	0.0	0.0
LAB*LABa	95.41	0.0	0.0
LAB*TCHa	99.99	0.01	-

relative CIELAB lab*

lab*lab	1.0	0.0	0.0
lab*tch	1.0	0.0	-
lab*nch	0.0	0.0	-

relative Natural Colour (NC)

lab*lrj	1.0	0.0	0.0
lab*tce	1.0	0.0	-
lab*nce	0.0	0.0	-

relative Inform. Technology (IT)

olvi3*	0.5	0.805	1.0	(1.0)
cmyn3*	0.5	0.195	0.0	(0.0)
olvi4*	0.5	0.805	1.0	1.0
cmyn4*	0.5	0.195	0.0	0.0

standard and adapted CIELAB

LAB*LAB	80.13	0.73	-24.31
LAB*LABa	80.13	0.73	-24.31
LAB*TCHa	75.0	24.33	271.72

relative CIELAB lab*

lab*lab	0.84	0.015	-0.499
lab*tch	0.75	0.5	0.755
lab*nch	0.0	0.5	0.755

relative Natural Colour (NC)

lab*lrj	0.84	0.0	-0.499
lab*tce	0.75	0.5	0.75
lab*nce	0.0	0.5	g99b

relative Inform. Technology (IT)

olvi3*	0.0	0.61	1.0	(1.0)
cmyn3*	1.0	0.39	0.0	(0.0)
olvi4*	0.0	0.61	1.0	1.0
cmyn4*	1.0	0.39	0.0	0.0

standard and adapted CIELAB

LAB*LAB	64.86	1.47	-48.64
LAB*LABa	64.86	1.47	-48.64
LAB*TCHa	50.0	48.67	271.74

relative CIELAB lab*

lab*lab	0.68	0.03	-0.998
lab*tch	0.5	1.0	0.755
lab*nch	0.0	1.0	0.755

relative Natural Colour (NC)

lab*lrj	0.68	0.0	-0.999
lab*tce	0.5	1.0	0.75
lab*nce	0.0	1.0	g99b

relative Inform. Technology (IT)

olvi3*	0.0	0.305	0.5	(1.0)
cmyn3*	1.0	0.695	0.5	(0.0)
olvi4*	0.5	0.805	1.0	0.5
cmyn4*	0.5	0.195	0.0	0.5

standard and adapted CIELAB

LAB*LAB	32.44	0.74	-24.32
LAB*LABa	32.44	0.74	-24.32
LAB*TCHa	25.01	24.34	271.75

relative CIELAB lab*

lab*lab	0.34	0.015	-0.499
lab*tch	0.25	0.5	0.755
lab*nch	0.5	0.5	0.755

relative Natural Colour (NC)

lab*lrj	0.34	0.0	-0.499
lab*tce	0.25	0.5	0.75
lab*nce	0.5	0.5	600r

relative Inform. Technology (IT)

olvi3*	0.0	0.0	0.0	(1.0)
cmyn3*	1.0	1.0	1.0	(0.0)
olvi4*	1.0	1.0	1.0	0.0
cmyn4*	0.0	0.0	0.0	1.0

standard and adapted CIELAB

LAB*LAB	0.03	0.0	0.0
LAB*LABa	0.03	0.0	0.0
LAB*TCHa	0.01	0.01	-

relative CIELAB lab*

lab*lab	0.0	0.0	0.0
lab*tch	0.0	0.0	-
lab*nch	1.0	0.0	-

relative Natural Colour (NC)

lab*lrj	0.0	0.0	0.0
lab*tce	0.0	0.0	-
lab*nce	1.0	0.0	-

blackness $n^* = 0,00$

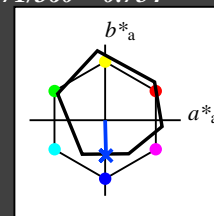
chromaticness c^*

Output: Colorimetric Offset Reflective System ORS18

for hue $h^* = lab^*h = 271/360 = 0.754$
 lab^*tch and lab^*nch

D65: hue B
 LCH*Ma: 42 45 271
 olv*Ma: 0.0 0.49 1.0

triangle lightness t^*



ORS18; adapted (a) CIELAB data

	$L^*=L^*_a$	a^*_a	b^*_a	$C^*_{ab,a}$	$h^*_{ab,a}$
OMa	47.94	65.39	50.52	82.63	38
YMa	90.37	-10.26	91.75	92.32	96
LMa	50.9	-62.83	34.96	71.91	151
CMa	58.62	-30.34	-45.01	54.3	236
VMa	25.72	31.1	-44.4	54.22	305
MMa	48.13	75.28	-8.36	75.74	354
NMa	18.01	0.0	0.0	0.0	0
WMa	95.41	0.0	0.0	0.0	0
RCIE	39.92	58.66	26.98	64.57	25
JCIE	81.26	-2.16	67.76	67.79	92
GCIE	52.23	-42.25	11.76	43.87	164
BCIE	30.57	1.15	-46.84	46.86	271

%Gamut

$u^*_{rel} = 93$

%Regularity

$g^*_{H,rel} = 57$

$g^*_{C,rel} = 59$

relative Inform. Technology (IT)

olvi3*	1.0	1.0	1.0	(1.0)
cmyn3*	0.0	0.0	0.0	(0.0)
olvi4*	1.0	1.0	1.0	1.0
cmyn4*	0.0	0.0	0.0	0.0

standard and adapted CIELAB

LAB*LAB	95.41	-0.98	4.75
LAB*LABa	95.41	0.0	0.0
LAB*TCHa	99.99	0.01	-

relative CIELAB lab*

lab*lab	1.0	0.0	0.0
lab*tch	1.0	0.0	-
lab*nch	0.0	0.0	-

relative Natural Colour (NC)

lab*lrj	1.0	0.0	0.0
lab*tce	1.0	0.0	-
lab*nce	0.0	0.0	-

relative Inform. Technology (IT)

olvi3*	0.5	0.744	1.0	(1.0)
cmyn3*	0.5	0.256	0.0	(0.0)
olvi4*	0.5	0.744	1.0	1.0
cmyn4*	0.5	0.256	0.0	0.0

standard and adapted CIELAB

LAB*LAB	68.6	0.07	-19.39
LAB*LABa	68.6	0.55	-22.34
LAB*TCHa	75.0	22.36	271.4

relative CIELAB lab*

lab*lab	0.654	0.012	-0.499
lab*tch	0.75	0.5	0.754
lab*nch	0.0	0.5	0.754

relative Natural Colour (NC)

lab*lrj	0.654	0.0	-0.499
lab*tce	0.75	0.5	0.75
lab*nce	0.0	0.5	g99b

relative Inform. Technology (IT)

olvi3*	0.0	0.488	1.0	(1.0)
cmyn3*	1.0	0.512	0.0	(0.0)
olvi4*	0.0	0.488	1.0	1.0
cmyn4*	1.0	0.512	0.0	0.0

standard and adapted CIELAB

LAB*LAB	41.79	1.14	-43.55
LAB*LABa	41.79	1.1	-44.69
LAB*TCHa	50.0	44.71	271.41

relative CIELAB lab*

lab*lab	0.307	0.025	-0.998
lab*tch	0.5	1.0	0.754
lab*nch	0.0	1.0	0.754

relative Natural Colour (NC)

lab*lrj	0.307	0.0	-0.999
lab*tce	0.5	1.0	0.75
lab*nce	0.0	1.0	600r

relative Inform. Technology (IT)

olvi3*	0.0	0.244	0.5	(1.0)
cmyn3*	1.0	0.756	0.5	(0.0)
olvi4*	0.5	0.744	1.0	0.5
cmyn4*	0.5	0.256	0.0	0.5

standard and adapted CIELAB

LAB*LAB	29.9	0.82	-22.01
LAB*LABa	29.9	0.55	-22.34
LAB*TCHa	25.01	22.36	271.42

relative CIELAB lab*

lab*lab	0.154	0.012	-0.499
lab*tch	0.25	0.5	0.754
lab*nch	0.5	0.5	0.754

relative Natural Colour (NC)

lab*lrj	0.154	0.0	-0.499
lab*tce	0.25	0.5	0.75
lab*nce	0.5	0.5	600r

blackness $n^* = 0,00$

chromaticness c^*

relative Inform. Technology (IT)

olvi3*	0.0	0.0	0.0	(1.0)
cmyn3*	1.0	1.0	1.0	(0.0)
olvi4*	1.0	1.0	1.0	0.0
cmyn4*	0.0	0.0	0.0	1.0

standard and adapted CIELAB

LAB*LAB	18.02	0.5	-0.47
LAB*LABa	18.02	0.0	0.0
LAB*TCHa	0.01	0.01	-

relative CIELAB lab*

lab*lab	0.0	0.0	0.0
lab*tch	0.0	0.0	-
lab*nch	1.0	0.0	-

relative Natural Colour (NC)

lab*lrj	0.0	0.0	0.0
lab*tce	0.0	0.0	-
lab*nce	1.0	0.0	-

blackness $n^* = 1,0$

chromaticness c^*

NE150-7, 3 step scales for constant CIELAB hue 272/360 = 0.755 (left)

3 step scales for constant CIELAB hue 271/360 = 0.754 (right)

BAM-test chart NE15; Colorimetric systems TLS00 & ORS18
 D65: 2 coordinate data of 3 step colour scales for 10 hues

input: $olv^* setrgbcolor$
 output: $olv^* setrgbcolor / w^* setgray$