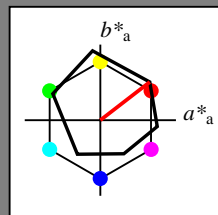


Input: Colorimetric Offset Reflective System ORS18

for hue $h^* = lab^*h = 38/360 = 0.105$
 lab^*tch and lab^*nch

D65: hue O
 LCH*Ma: 48 83 38
 olv*Ma: 1.0 0.0 0.0



ORS18; adapted (a) CIELAB data

| | $L^*=L^*_a$ | a^*_a | b^*_a | $C^*_{ab,a}$ | $h^*_{ab,a}$ |
|-----------|-------------|---------|---------|--------------|--------------|
| O_m | 47.94 | 65.39 | 50.52 | 82.63 | 38 |
| Y_m | 90.37 | -10.26 | 91.75 | 92.32 | 96 |
| L_m | 50.9 | -62.83 | 34.96 | 71.91 | 151 |
| C_m | 58.62 | -30.34 | -45.01 | 54.3 | 236 |
| V_m | 25.72 | 31.1 | -44.4 | 54.22 | 305 |
| M_m | 48.13 | 75.28 | -8.36 | 75.74 | 354 |
| N_m | 18.01 | 0.0 | 0.0 | 0.0 | 0 |
| W_m | 95.41 | 0.0 | 0.0 | 0.0 | 0 |
| $RCIE$ | 39.92 | 58.66 | 26.98 | 64.57 | 25 |
| J_{CIE} | 81.26 | -2.16 | 67.76 | 67.79 | 92 |
| $GCIE$ | 52.23 | -42.25 | 11.76 | 43.87 | 164 |
| $BCIE$ | 30.57 | 1.15 | -46.84 | 46.86 | 271 |

triangle lightness t^*

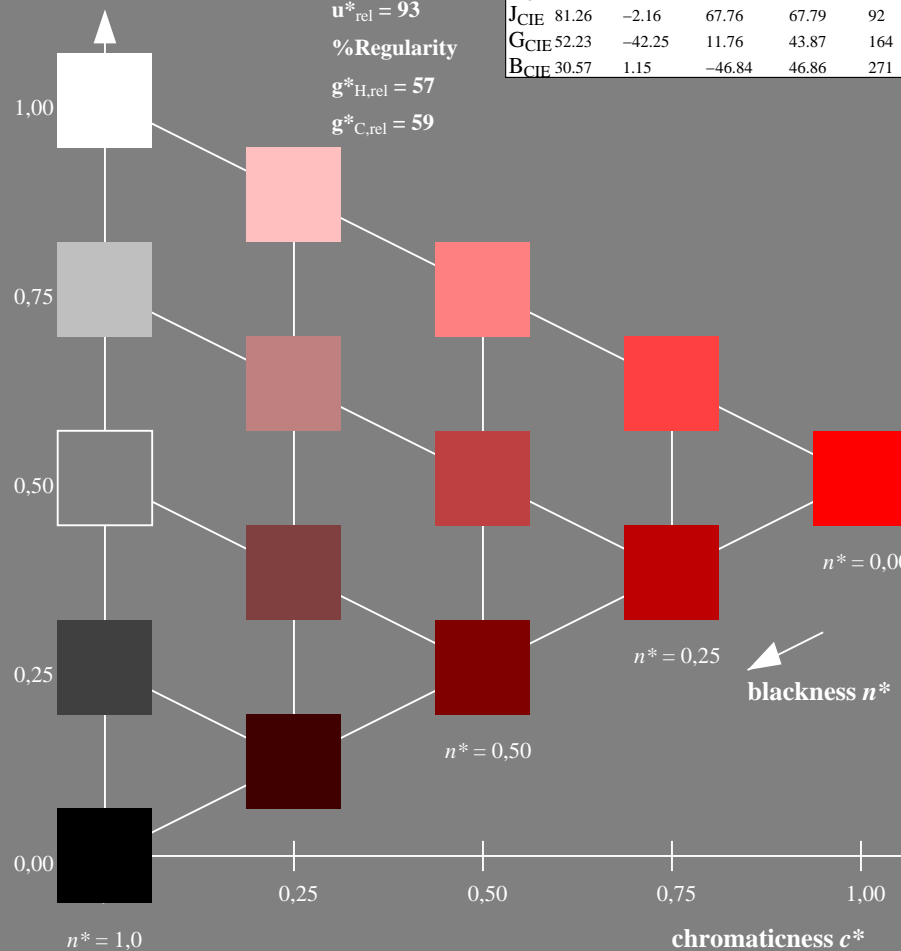
%Gamut

$u^*_{rel} = 93$

%Regularity

$g^*_{H,rel} = 57$

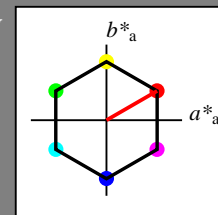
$g^*_{C,rel} = 59$



Output: Colorimetric Standard Reflective System SRS18

for hue $h^* = lab^*h = 30/360 = 0.083$
 LAB^*LCH , LAB^*NCH

D65: hue O
 LCH*Ma: 57 77 30
 olv*Ma: 1.0 0.0 0.0



SRS18; adapted (a) CIELAB data

| | $L^*=L^*_a$ | a^*_a | b^*_a | $C^*_{ab,a}$ | $h^*_{ab,a}$ |
|-----------|-------------|---------|---------|--------------|--------------|
| O_m | 56.71 | 67.03 | 38.7 | 77.4 | 30 |
| Y_m | 56.71 | 0.0 | 77.4 | 77.4 | 90 |
| L_m | 56.71 | -67.02 | 38.7 | 77.4 | 150 |
| C_m | 56.71 | -67.02 | -38.69 | 77.4 | 210 |
| V_m | 56.71 | 0.0 | -77.39 | 77.4 | 270 |
| M_m | 56.71 | 67.03 | -38.69 | 77.4 | 330 |
| N_m | 18.01 | 0.0 | 0.0 | 0.0 | 0 |
| W_m | 95.41 | 0.0 | 0.0 | 0.0 | 0 |
| $RCIE$ | 39.92 | 58.74 | 27.99 | 65.07 | 25 |
| J_{CIE} | 81.26 | -2.88 | 71.56 | 71.62 | 92 |
| $GCIE$ | 52.23 | -42.41 | 13.6 | 44.55 | 162 |
| $BCIE$ | 30.57 | 1.41 | -46.46 | 46.49 | 272 |

CIELAB lightness L^*

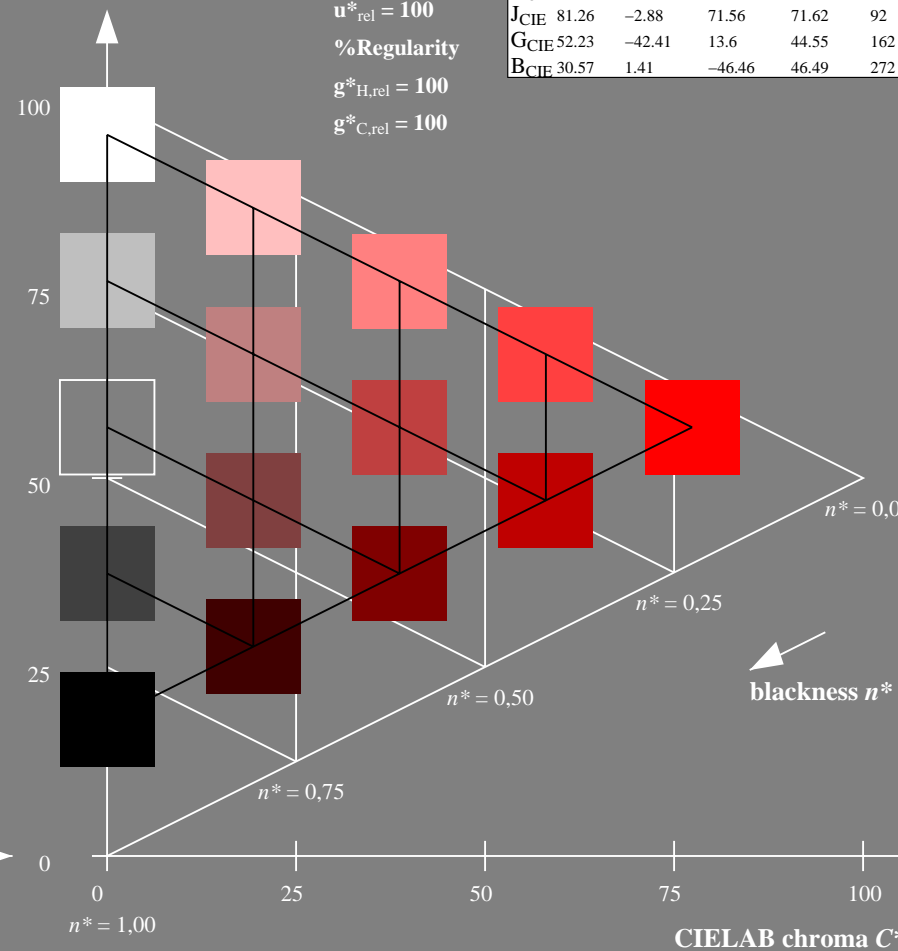
%Gamut

$u^*_{rel} = 100$

%Regularity

$g^*_{H,rel} = 100$

$g^*_{C,rel} = 100$



NE220-7, 5 step scales for constant CIELAB hue 38/360 = 0.105 (left)

5 step scales for constant CIELAB hue 30/360 = 0.083 (right)

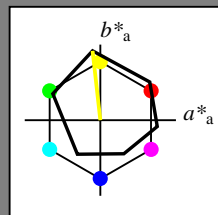
BAM-test chart NE22; Colorimetric systems ORS18 & SRS18
 D65: Coordinate systems of 5 step colour scales for 10 hues

input: $olv^* setrgbcolor$
 output: no change compared to input

Input: Colorimetric Offset Reflective System ORS18

for hue $h^* = lab^*h = 96/360 = 0.268$
 lab^*tch and lab^*nch

D65: hue Y
 LCH*Ma: 90 92 96
 olv*Ma: 1.0 1.0 0.0



ORS18; adapted (a) CIELAB data

| | $L^*=L^*_a$ | a^*_a | b^*_a | $C^*_{ab,a}$ | $h^*_{ab,a}$ |
|-----------|-------------|---------|---------|--------------|--------------|
| O_m | 47.94 | 65.39 | 50.52 | 82.63 | 38 |
| Y_m | 90.37 | -10.26 | 91.75 | 92.32 | 96 |
| L_m | 50.9 | -62.83 | 34.96 | 71.91 | 151 |
| C_m | 58.62 | -30.34 | -45.01 | 54.3 | 236 |
| V_m | 25.72 | 31.1 | -44.4 | 54.22 | 305 |
| M_m | 48.13 | 75.28 | -8.36 | 75.74 | 354 |
| N_m | 18.01 | 0.0 | 0.0 | 0.0 | 0 |
| W_m | 95.41 | 0.0 | 0.0 | 0.0 | 0 |
| $RCIE$ | 39.92 | 58.66 | 26.98 | 64.57 | 25 |
| J_{CIE} | 81.26 | -2.16 | 67.76 | 67.79 | 92 |
| G_{CIE} | 52.23 | -42.25 | 11.76 | 43.87 | 164 |
| B_{CIE} | 30.57 | 1.15 | -46.84 | 46.86 | 271 |

triangle lightness t^*

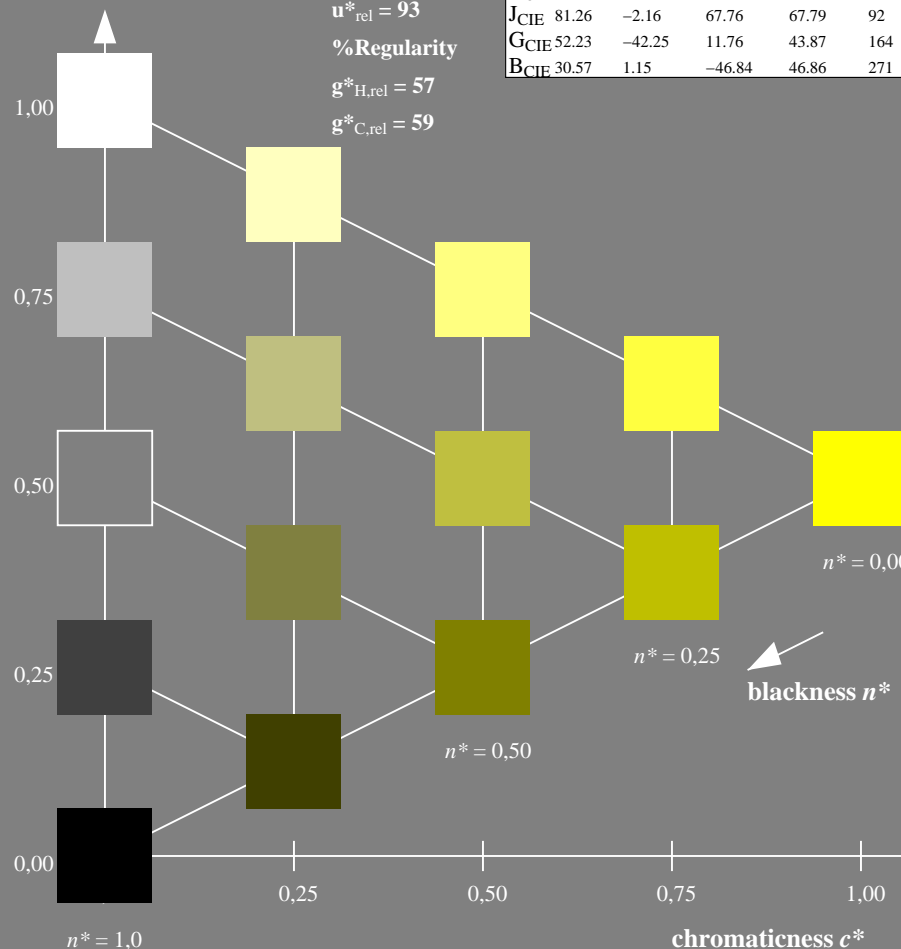
%Gamut

$u^*_{rel} = 93$

%Regularity

$g^*_{H,rel} = 57$

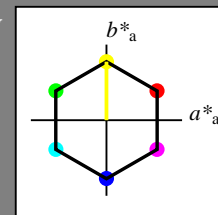
$g^*_{C,rel} = 59$



Output: Colorimetric Standard Reflective System SRS18

for hue $h^* = lab^*h = 90/360 = 0.25$
 LAB^*LCH , LAB^*NCH

D65: hue Y
 LCH*Ma: 57 77 90
 olv*Ma: 1.0 1.0 0.0



SRS18; adapted (a) CIELAB data

| | $L^*=L^*_a$ | a^*_a | b^*_a | $C^*_{ab,a}$ | $h^*_{ab,a}$ |
|-----------|-------------|---------|---------|--------------|--------------|
| O_m | 56.71 | 67.03 | 38.7 | 77.4 | 30 |
| Y_m | 56.71 | 0.0 | 77.4 | 77.4 | 90 |
| L_m | 56.71 | -67.02 | 38.7 | 77.4 | 150 |
| C_m | 56.71 | -67.02 | -38.69 | 77.4 | 210 |
| V_m | 56.71 | 0.0 | -77.39 | 77.4 | 270 |
| M_m | 56.71 | 67.03 | -38.69 | 77.4 | 330 |
| N_m | 18.01 | 0.0 | 0.0 | 0.0 | 0 |
| W_m | 95.41 | 0.0 | 0.0 | 0.0 | 0 |
| $RCIE$ | 39.92 | 58.74 | 27.99 | 65.07 | 25 |
| J_{CIE} | 81.26 | -2.88 | 71.56 | 71.62 | 92 |
| G_{CIE} | 52.23 | -42.41 | 13.6 | 44.55 | 162 |
| B_{CIE} | 30.57 | 1.41 | -46.46 | 46.49 | 272 |

CIELAB lightness L^*

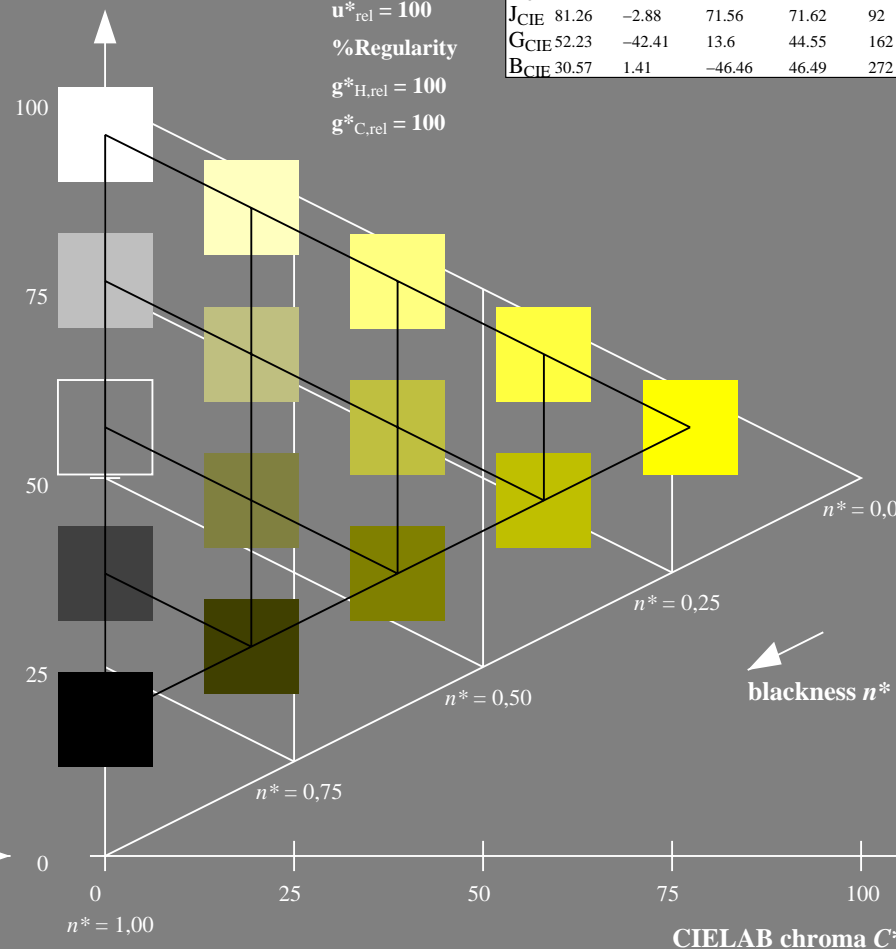
%Gamut

$u^*_{rel} = 100$

%Regularity

$g^*_{H,rel} = 100$

$g^*_{C,rel} = 100$



NE220-7, 5 step scales for constant CIELAB hue 96/360 = 0.268 (left)

5 step scales for constant CIELAB hue 90/360 = 0.25 (right)

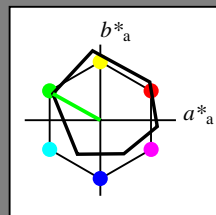
BAM-test chart NE22; Colorimetric systems ORS18 & SRS18
 D65: Coordinate systems of 5 step colour scales for 10 hues

input: $olv^* setrgbcolor$
 output: no change compared to input

Input: Colorimetric Offset Reflective System ORS18

for hue $h^* = lab^*h = 151/360 = 0.419$
 lab^*tch and lab^*nch

D65: hue L
 LCH*Ma: 51 72 151
 olv*Ma: 0.0 1.0 0.0



ORS18; adapted (a) CIELAB data

| | $L^*=L^*_a$ | a^*_a | b^*_a | $C^*_{ab,a}$ | $h^*_{ab,a}$ |
|-----------|-------------|---------|---------|--------------|--------------|
| O_m | 47.94 | 65.39 | 50.52 | 82.63 | 38 |
| Y_m | 90.37 | -10.26 | 91.75 | 92.32 | 96 |
| L_m | 50.9 | -62.83 | 34.96 | 71.91 | 151 |
| C_m | 58.62 | -30.34 | -45.01 | 54.3 | 236 |
| V_m | 25.72 | 31.1 | -44.4 | 54.22 | 305 |
| M_m | 48.13 | 75.28 | -8.36 | 75.74 | 354 |
| N_m | 18.01 | 0.0 | 0.0 | 0.0 | 0 |
| W_m | 95.41 | 0.0 | 0.0 | 0.0 | 0 |
| $RCIE$ | 39.92 | 58.66 | 26.98 | 64.57 | 25 |
| J_{CIE} | 81.26 | -2.16 | 67.76 | 67.79 | 92 |
| G_{CIE} | 52.23 | -42.25 | 11.76 | 43.87 | 164 |
| B_{CIE} | 30.57 | 1.15 | -46.84 | 46.86 | 271 |

triangle lightness t^*

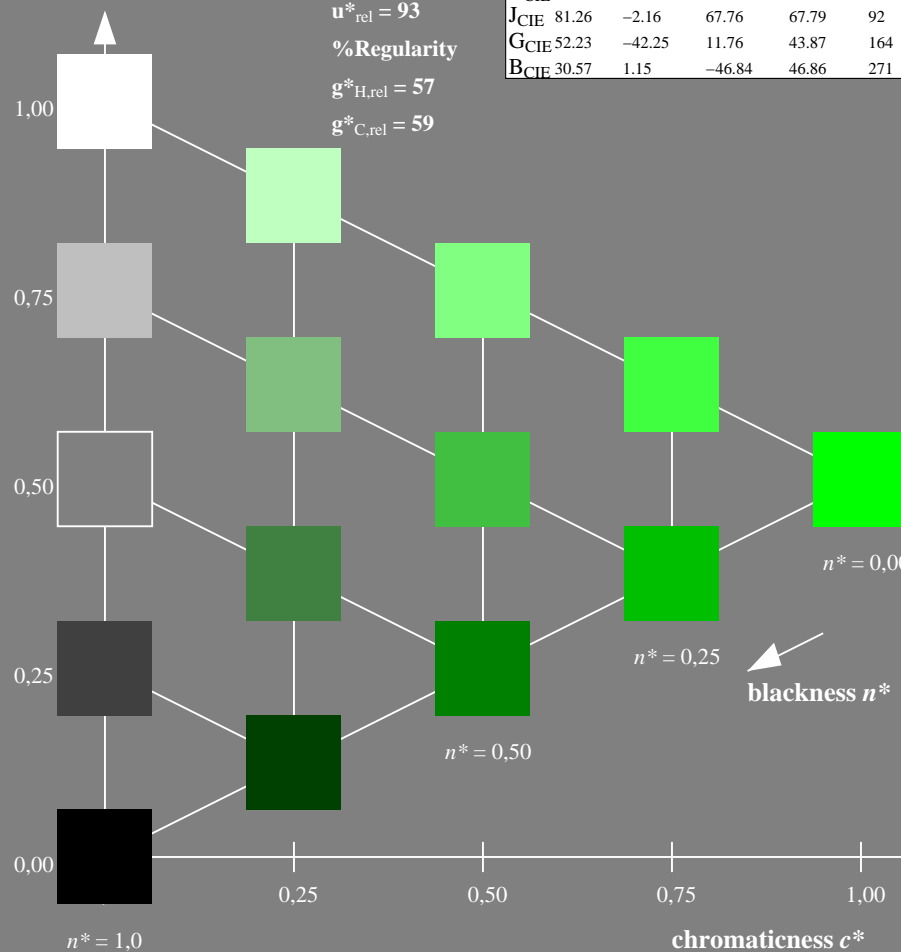
%Gamut

$u^*_{rel} = 93$

%Regularity

$g^*_{H,rel} = 57$

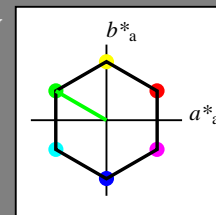
$g^*_{C,rel} = 59$



Output: Colorimetric Standard Reflective System SRS18

for hue $h^* = lab^*h = 150/360 = 0.417$
 LAB^*LCH , LAB^*NCH

D65: hue L
 LCH*Ma: 57 77 150
 olv*Ma: 0.0 1.0 0.0



SRS18; adapted (a) CIELAB data

| | $L^*=L^*_a$ | a^*_a | b^*_a | $C^*_{ab,a}$ | $h^*_{ab,a}$ |
|-----------|-------------|---------|---------|--------------|--------------|
| O_m | 56.71 | 67.03 | 38.7 | 77.4 | 30 |
| Y_m | 56.71 | 0.0 | 77.4 | 77.4 | 90 |
| L_m | 56.71 | -67.02 | 38.7 | 77.4 | 150 |
| C_m | 56.71 | -67.02 | -38.69 | 77.4 | 210 |
| V_m | 56.71 | 0.0 | -77.39 | 77.4 | 270 |
| M_m | 56.71 | 67.03 | -38.69 | 77.4 | 330 |
| N_m | 18.01 | 0.0 | 0.0 | 0.0 | 0 |
| W_m | 95.41 | 0.0 | 0.0 | 0.0 | 0 |
| $RCIE$ | 39.92 | 58.74 | 27.99 | 65.07 | 25 |
| J_{CIE} | 81.26 | -2.88 | 71.56 | 71.62 | 92 |
| G_{CIE} | 52.23 | -42.41 | 13.6 | 44.55 | 162 |
| B_{CIE} | 30.57 | 1.41 | -46.46 | 46.49 | 272 |

CIELAB lightness L^*

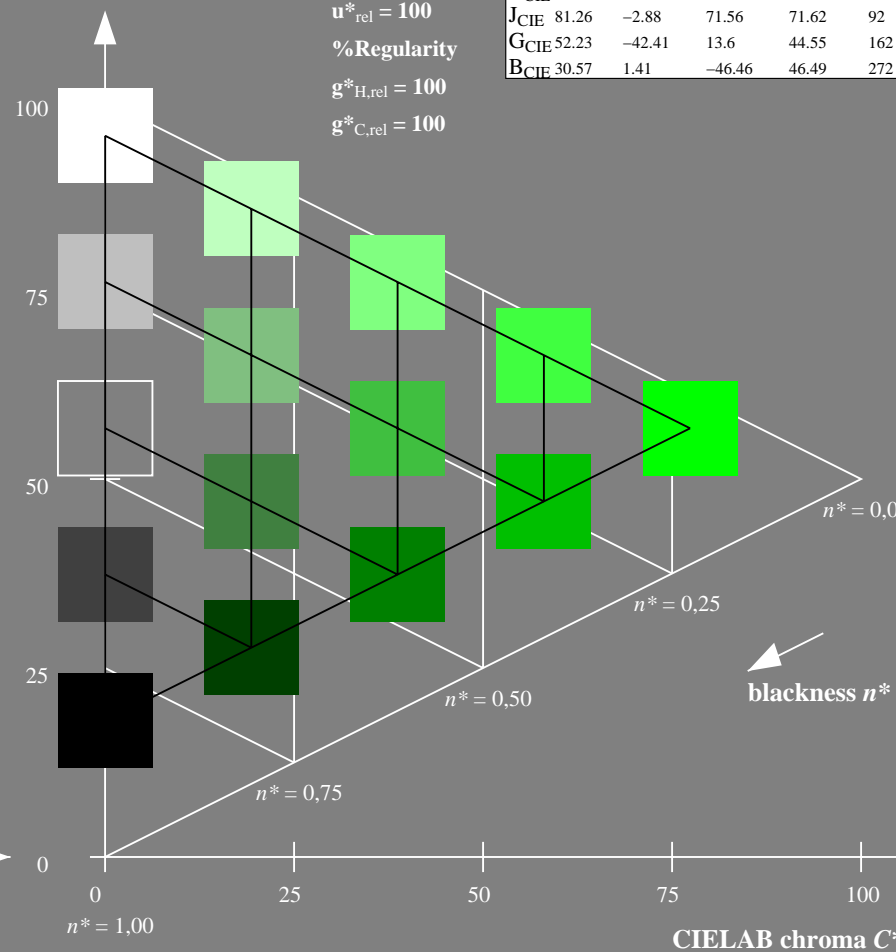
%Gamut

$u^*_{rel} = 100$

%Regularity

$g^*_{H,rel} = 100$

$g^*_{C,rel} = 100$



NE220-7, 5 step scales for constant CIELAB hue 151/360 = 0.419 (left)

5 step scales for constant CIELAB hue 150/360 = 0.417 (right)

BAM-test chart NE22; Colorimetric systems ORS18 & SRS18
 D65: Coordinate systems of 5 step colour scales for 10 hues

input: olv* setrgbcolor
 output: no change compared to input

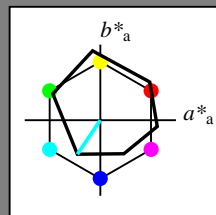
See for similar files: <http://www.ps.bam.de/NE22/>
 Technical information: <http://www.ps.bam.de/NE22/>
 Version 2.1, io=1,1

BAM registration: 20060101-NE22/10L/L22E02NP.PS/.PDF BAM material: code=rh4ta
 application for evaluation and measurement of printer or monitor systems
 /NE22/ Form: 3/10, Serie: 1/1, Page: 3 Page count: 3

Input: Colorimetric Offset Reflective System ORS18

for hue $h^* = lab^*h = 236/360 = 0.656$
 lab^*tch and lab^*nch

D65: hue C
 LCH*Ma: 59 54 236
 olv*Ma: 0.0 1.0 1.0



ORS18; adapted (a) CIELAB data

| | $L^*=L^*_a$ | a^*_a | b^*_a | $C^*_{ab,a}$ | $h^*_{ab,a}$ |
|-----------|-------------|---------|---------|--------------|--------------|
| O_m | 47.94 | 65.39 | 50.52 | 82.63 | 38 |
| Y_m | 90.37 | -10.26 | 91.75 | 92.32 | 96 |
| L_m | 50.9 | -62.83 | 34.96 | 71.91 | 151 |
| C_m | 58.62 | -30.34 | -45.01 | 54.3 | 236 |
| V_m | 25.72 | 31.1 | -44.4 | 54.22 | 305 |
| M_m | 48.13 | 75.28 | -8.36 | 75.74 | 354 |
| N_m | 18.01 | 0.0 | 0.0 | 0.0 | 0 |
| W_m | 95.41 | 0.0 | 0.0 | 0.0 | 0 |
| $RCIE$ | 39.92 | 58.66 | 26.98 | 64.57 | 25 |
| J_{CIE} | 81.26 | -2.16 | 67.76 | 67.79 | 92 |
| $GCIE$ | 52.23 | -42.25 | 11.76 | 43.87 | 164 |
| $BCIE$ | 30.57 | 1.15 | -46.84 | 46.86 | 271 |

triangle lightness t^*

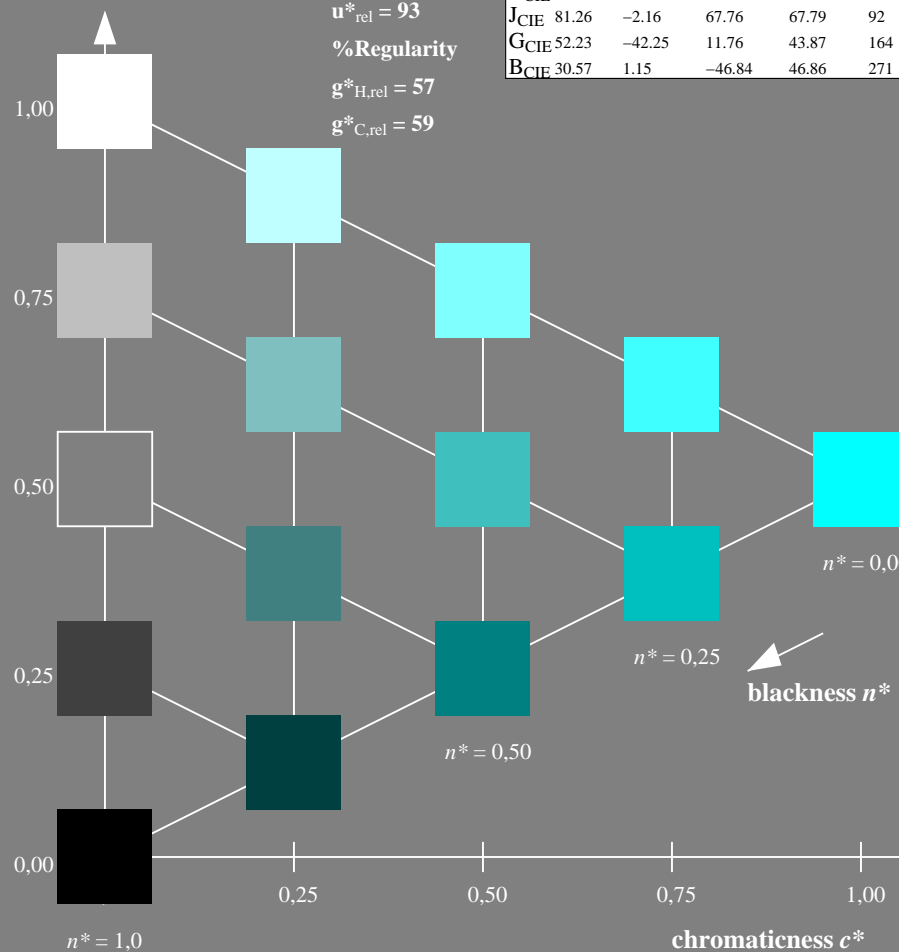
%Gamut

$u^*_{rel} = 93$

%Regularity

$g^*_{H,rel} = 57$

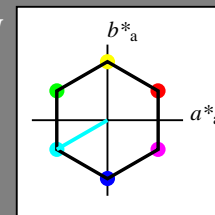
$g^*_{C,rel} = 59$



Output: Colorimetric Standard Reflective System SRS18

for hue $h^* = lab^*h = 210/360 = 0.583$
 LAB^*LCH, LAB^*NCH

D65: hue C
 LCH*Ma: 57 77 210
 olv*Ma: 0.0 1.0 1.0



SRS18; adapted (a) CIELAB data

| | $L^*=L^*_a$ | a^*_a | b^*_a | $C^*_{ab,a}$ | $h^*_{ab,a}$ |
|-----------|-------------|---------|---------|--------------|--------------|
| O_m | 56.71 | 67.03 | 38.7 | 77.4 | 30 |
| Y_m | 56.71 | 0.0 | 77.4 | 77.4 | 90 |
| L_m | 56.71 | -67.02 | 38.7 | 77.4 | 150 |
| C_m | 56.71 | -67.02 | -38.69 | 77.4 | 210 |
| V_m | 56.71 | 0.0 | -77.39 | 77.4 | 270 |
| M_m | 56.71 | 67.03 | -38.69 | 77.4 | 330 |
| N_m | 18.01 | 0.0 | 0.0 | 0.0 | 0 |
| W_m | 95.41 | 0.0 | 0.0 | 0.0 | 0 |
| $RCIE$ | 39.92 | 58.74 | 27.99 | 65.07 | 25 |
| J_{CIE} | 81.26 | -2.88 | 71.56 | 71.62 | 92 |
| $GCIE$ | 52.23 | -42.41 | 13.6 | 44.55 | 162 |
| $BCIE$ | 30.57 | 1.41 | -46.46 | 46.49 | 272 |

CIELAB lightness L^*

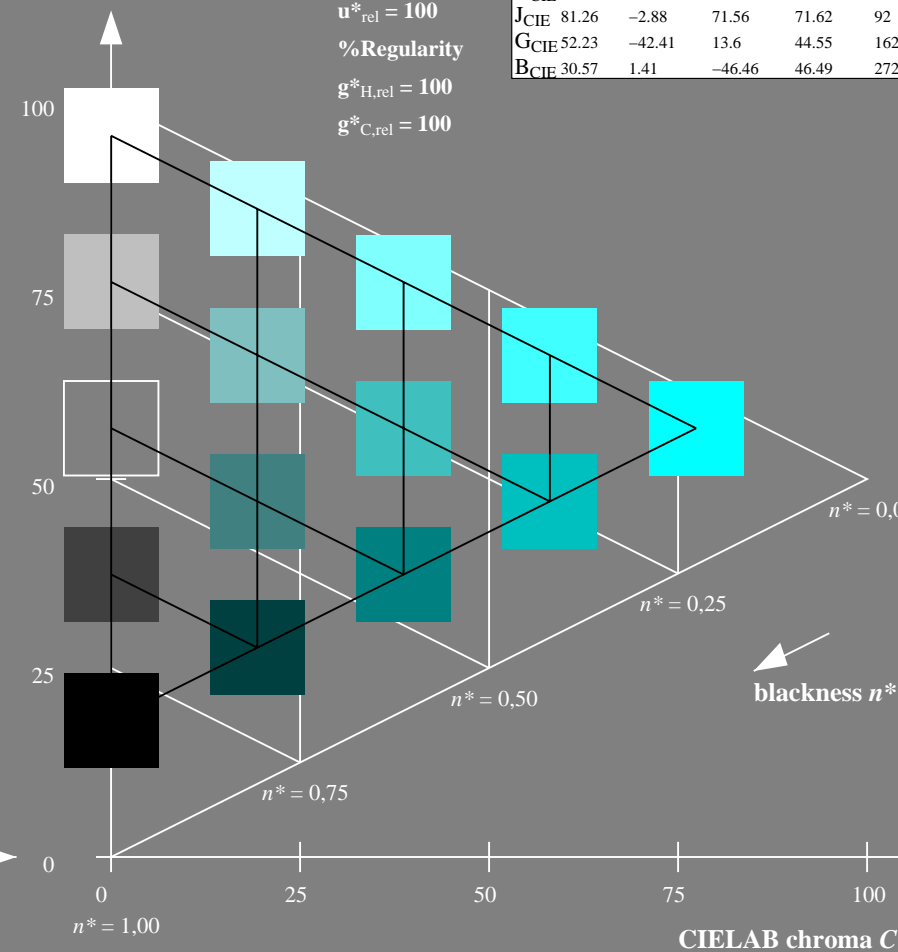
%Gamut

$u^*_{rel} = 100$

%Regularity

$g^*_{H,rel} = 100$

$g^*_{C,rel} = 100$



NE220-7, 5 step scales for constant CIELAB hue 236/360 = 0.656 (left)

5 step scales for constant CIELAB hue 210/360 = 0.583 (right)

BAM-test chart NE22; Colorimetric systems ORS18 & SRS18
 D65: Coordinate systems of 5 step colour scales for 10 hues

input: olv* setrgbcolor
 output: no change compared to input

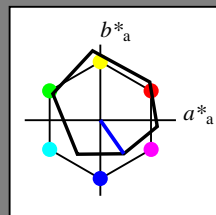
See for similar files: <http://www.ps.bam.de/NE22/>
 Technical information: <http://www.ps.bam.de>
 Version 2.1, io=1,1

BAM registration: 20060101-NE22/10L/L22E03NP.PS/.PDF
 application for evaluation and measurement of printer or monitor systems
 BAM material: code=rh4ta
 /NE22/ Form: 4/10, Serie: 1/1, Page: 4, Page count: 4

Input: Colorimetric Offset Reflective System ORS18

for hue $h^* = lab^*h = 305/360 = 0.847$
 lab^*tch and lab^*nch

D65: hue V
 LCH*Ma: 26 54 305
 olv*Ma: 0.0 0.0 1.0



ORS18; adapted (a) CIELAB data

| | $L^*=L^*_a$ | a^*_a | b^*_a | $C^*_{ab,a}$ | $h^*_{ab,a}$ |
|-----------|-------------|---------|---------|--------------|--------------|
| O_m | 47.94 | 65.39 | 50.52 | 82.63 | 38 |
| Y_m | 90.37 | -10.26 | 91.75 | 92.32 | 96 |
| L_m | 50.9 | -62.83 | 34.96 | 71.91 | 151 |
| C_m | 58.62 | -30.34 | -45.01 | 54.3 | 236 |
| V_m | 25.72 | 31.1 | -44.4 | 54.22 | 305 |
| M_m | 48.13 | 75.28 | -8.36 | 75.74 | 354 |
| N_m | 18.01 | 0.0 | 0.0 | 0.0 | 0 |
| W_m | 95.41 | 0.0 | 0.0 | 0.0 | 0 |
| $RCIE$ | 39.92 | 58.66 | 26.98 | 64.57 | 25 |
| J_{CIE} | 81.26 | -2.16 | 67.76 | 67.79 | 92 |
| $GCIE$ | 52.23 | -42.25 | 11.76 | 43.87 | 164 |
| $BCIE$ | 30.57 | 1.15 | -46.84 | 46.86 | 271 |

triangle lightness t^*

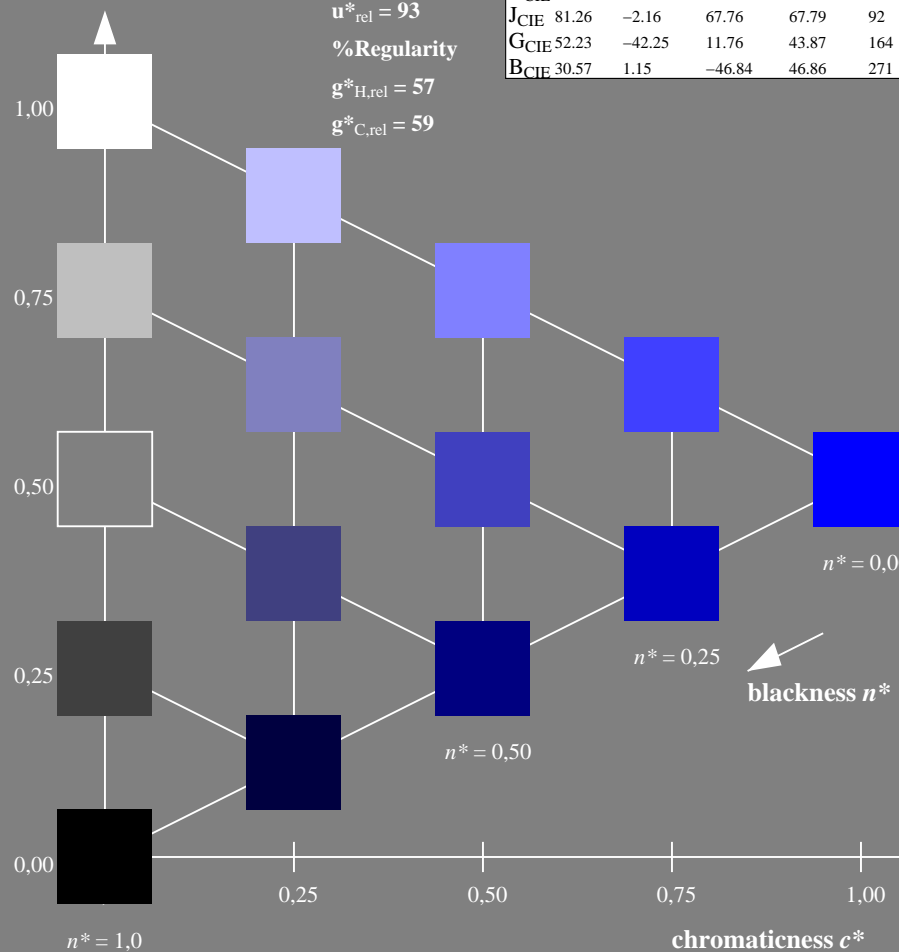
%Gamut

$u^*_{rel} = 93$

%Regularity

$g^*_{H,rel} = 57$

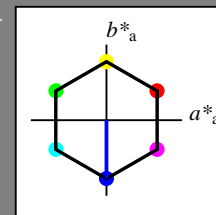
$g^*_{C,rel} = 59$



Output: Colorimetric Standard Reflective System SRS18

for hue $h^* = lab^*h = 270/360 = 0.75$
 LAB^*LCH, LAB^*NCH

D65: hue V
 LCH*Ma: 57 77 270
 olv*Ma: 0.0 0.0 1.0



SRS18; adapted (a) CIELAB data

| | $L^*=L^*_a$ | a^*_a | b^*_a | $C^*_{ab,a}$ | $h^*_{ab,a}$ |
|-----------|-------------|---------|---------|--------------|--------------|
| O_m | 56.71 | 67.03 | 38.7 | 77.4 | 30 |
| Y_m | 56.71 | 0.0 | 77.4 | 77.4 | 90 |
| L_m | 56.71 | -67.02 | 38.7 | 77.4 | 150 |
| C_m | 56.71 | -67.02 | -38.69 | 77.4 | 210 |
| V_m | 56.71 | 0.0 | -77.39 | 77.4 | 270 |
| M_m | 56.71 | 67.03 | -38.69 | 77.4 | 330 |
| N_m | 18.01 | 0.0 | 0.0 | 0.0 | 0 |
| W_m | 95.41 | 0.0 | 0.0 | 0.0 | 0 |
| $RCIE$ | 39.92 | 58.74 | 27.99 | 65.07 | 25 |
| J_{CIE} | 81.26 | -2.88 | 71.56 | 71.62 | 92 |
| $GCIE$ | 52.23 | -42.41 | 13.6 | 44.55 | 162 |
| $BCIE$ | 30.57 | 1.41 | -46.46 | 46.49 | 272 |

CIELAB lightness L^*

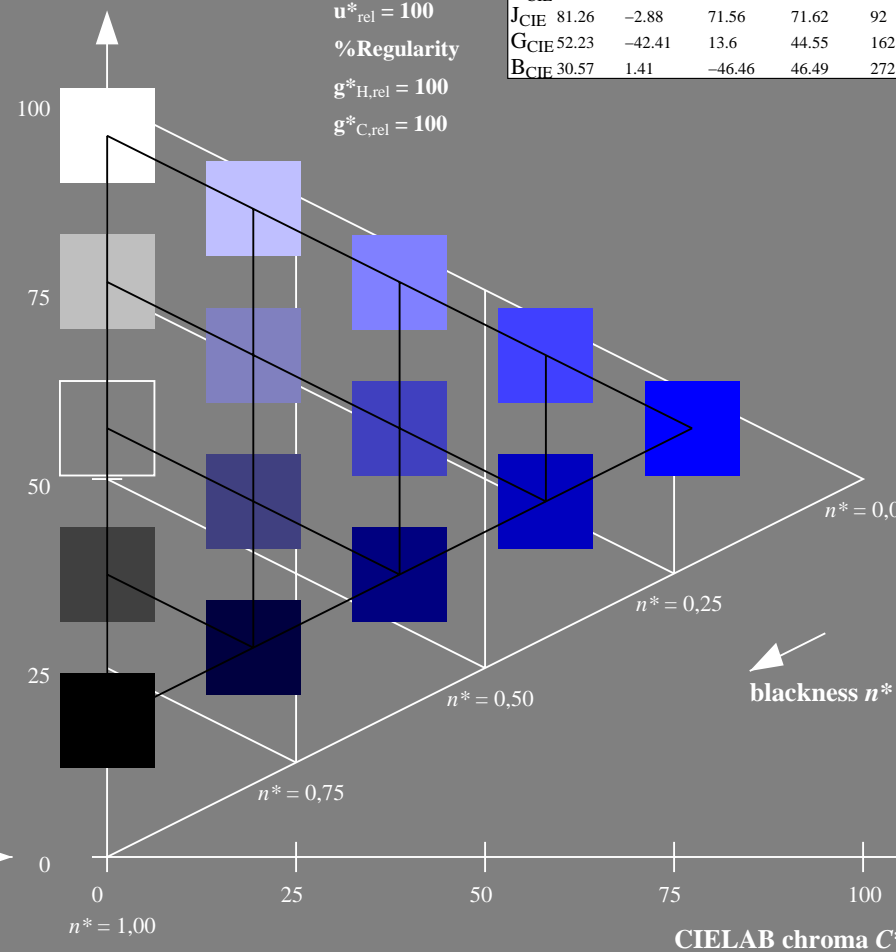
%Gamut

$u^*_{rel} = 100$

%Regularity

$g^*_{H,rel} = 100$

$g^*_{C,rel} = 100$



NE220-7, 5 step scales for constant CIELAB hue 305/360 = 0.847 (left)

5 step scales for constant CIELAB hue 270/360 = 0.75 (right)

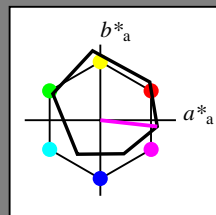
BAM-test chart NE22; Colorimetric systems ORS18 & SRS18
 D65: Coordinate systems of 5 step colour scales for 10 hues

input: olv* setrgbcolor
 output: no change compared to input

Input: Colorimetric Offset Reflective System ORS18

for hue $h^* = lab^*h = 354/360 = 0.982$
 lab^*tch and lab^*nch

D65: hue M
 LCH*Ma: 48 76 354
 olv*Ma: 1.0 0.0 1.0



ORS18; adapted (a) CIELAB data

| | $L^*=L^*_a$ | a^*_a | b^*_a | $C^*_{ab,a}$ | $h^*_{ab,a}$ |
|-----------|-------------|---------|---------|--------------|--------------|
| O_m | 47.94 | 65.39 | 50.52 | 82.63 | 38 |
| Y_m | 90.37 | -10.26 | 91.75 | 92.32 | 96 |
| L_m | 50.9 | -62.83 | 34.96 | 71.91 | 151 |
| C_m | 58.62 | -30.34 | -45.01 | 54.3 | 236 |
| V_m | 25.72 | 31.1 | -44.4 | 54.22 | 305 |
| M_m | 48.13 | 75.28 | -8.36 | 75.74 | 354 |
| N_m | 18.01 | 0.0 | 0.0 | 0.0 | 0 |
| W_m | 95.41 | 0.0 | 0.0 | 0.0 | 0 |
| $RCIE$ | 39.92 | 58.66 | 26.98 | 64.57 | 25 |
| J_{CIE} | 81.26 | -2.16 | 67.76 | 67.79 | 92 |
| G_{CIE} | 52.23 | -42.25 | 11.76 | 43.87 | 164 |
| B_{CIE} | 30.57 | 1.15 | -46.84 | 46.86 | 271 |

triangle lightness t^*

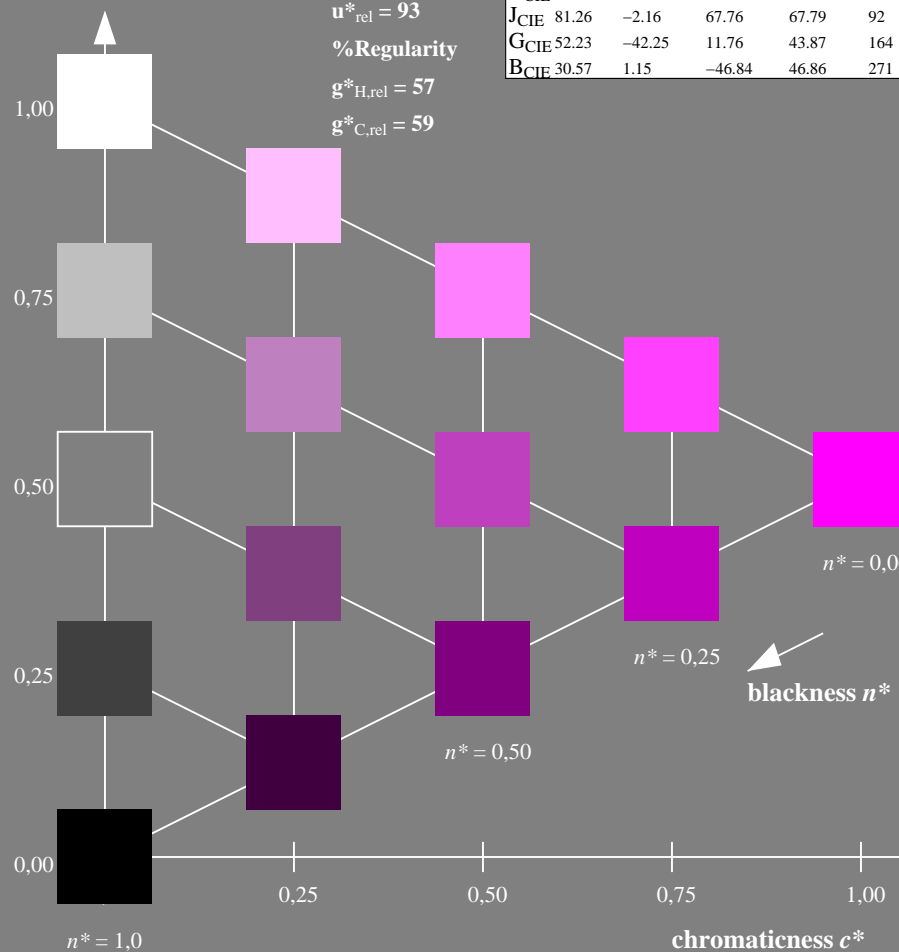
%Gamut

$u^*_{rel} = 93$

%Regularity

$g^*_{H,rel} = 57$

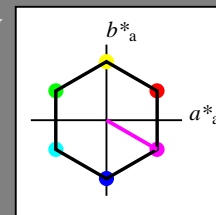
$g^*_{C,rel} = 59$



Output: Colorimetric Standard Reflective System SRS18

for hue $h^* = lab^*h = 330/360 = 0.917$
 LAB^*LCH , LAB^*NCH

D65: hue M
 LCH*Ma: 57 77 330
 olv*Ma: 1.0 0.0 1.0



SRS18; adapted (a) CIELAB data

| | $L^*=L^*_a$ | a^*_a | b^*_a | $C^*_{ab,a}$ | $h^*_{ab,a}$ |
|-----------|-------------|---------|---------|--------------|--------------|
| O_m | 56.71 | 67.03 | 38.7 | 77.4 | 30 |
| Y_m | 56.71 | 0.0 | 77.4 | 77.4 | 90 |
| L_m | 56.71 | -67.02 | 38.7 | 77.4 | 150 |
| C_m | 56.71 | -67.02 | -38.69 | 77.4 | 210 |
| V_m | 56.71 | 0.0 | -77.39 | 77.4 | 270 |
| M_m | 56.71 | 67.03 | -38.69 | 77.4 | 330 |
| N_m | 18.01 | 0.0 | 0.0 | 0.0 | 0 |
| W_m | 95.41 | 0.0 | 0.0 | 0.0 | 0 |
| $RCIE$ | 39.92 | 58.74 | 27.99 | 65.07 | 25 |
| J_{CIE} | 81.26 | -2.88 | 71.56 | 71.62 | 92 |
| G_{CIE} | 52.23 | -42.41 | 13.6 | 44.55 | 162 |
| B_{CIE} | 30.57 | 1.41 | -46.46 | 46.49 | 272 |

CIELAB lightness L^*

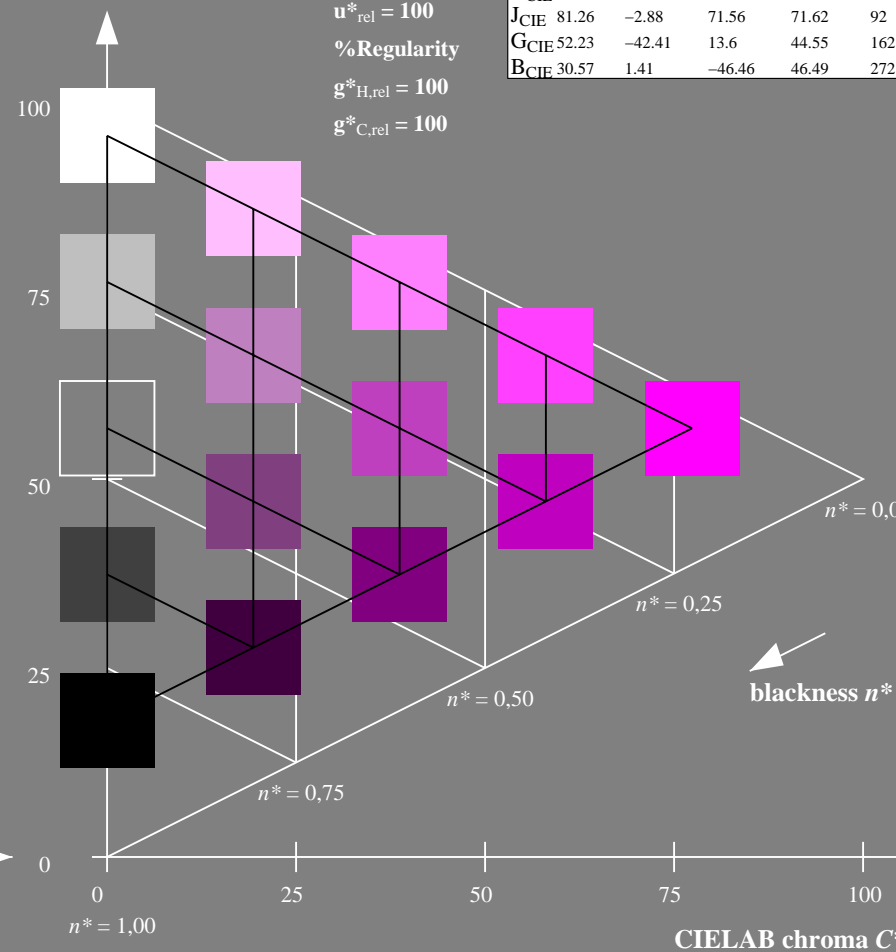
%Gamut

$u^*_{rel} = 100$

%Regularity

$g^*_{H,rel} = 100$

$g^*_{C,rel} = 100$



NE220-7, 5 step scales for constant CIELAB hue 354/360 = 0.982 (left)

5 step scales for constant CIELAB hue 330/360 = 0.917 (right)

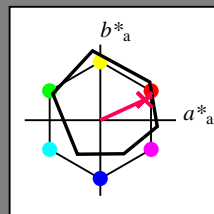
BAM-test chart NE22; Colorimetric systems ORS18 & SRS18
 D65: Coordinate systems of 5 step colour scales for 10 hues

input: olv* setrgbcolor
 output: no change compared to input

Input: Colorimetric Offset Reflective System ORS18

for hue $h^* = lab^*h = 25/360 = 0.069$
 lab^*tch and lab^*nch

D65: hue R
 LCH*Ma: 48 75 25
 olv*Ma: 1.0 0.0 0.32



ORS18; adapted (a) CIELAB data

| | $L^*=L^*_a$ | a^*_a | b^*_a | $C^*_{ab,a}$ | $h^*_{ab,a}$ |
|-------|-------------|---------|---------|--------------|--------------|
| O_m | 47.94 | 65.39 | 50.52 | 82.63 | 38 |
| Y_m | 90.37 | -10.26 | 91.75 | 92.32 | 96 |
| L_m | 50.9 | -62.83 | 34.96 | 71.91 | 151 |
| C_m | 58.62 | -30.34 | -45.01 | 54.3 | 236 |
| V_m | 25.72 | 31.1 | -44.4 | 54.22 | 305 |
| M_m | 48.13 | 75.28 | -8.36 | 75.74 | 354 |
| N_m | 18.01 | 0.0 | 0.0 | 0.0 | 0 |
| W_m | 95.41 | 0.0 | 0.0 | 0.0 | 0 |
| R_m | 39.92 | 58.66 | 26.98 | 64.57 | 25 |
| J_m | 81.26 | -2.16 | 67.76 | 67.79 | 92 |
| G_m | 52.23 | -42.25 | 11.76 | 43.87 | 164 |
| B_m | 30.57 | 1.15 | -46.84 | 46.86 | 271 |

triangle lightness t^*

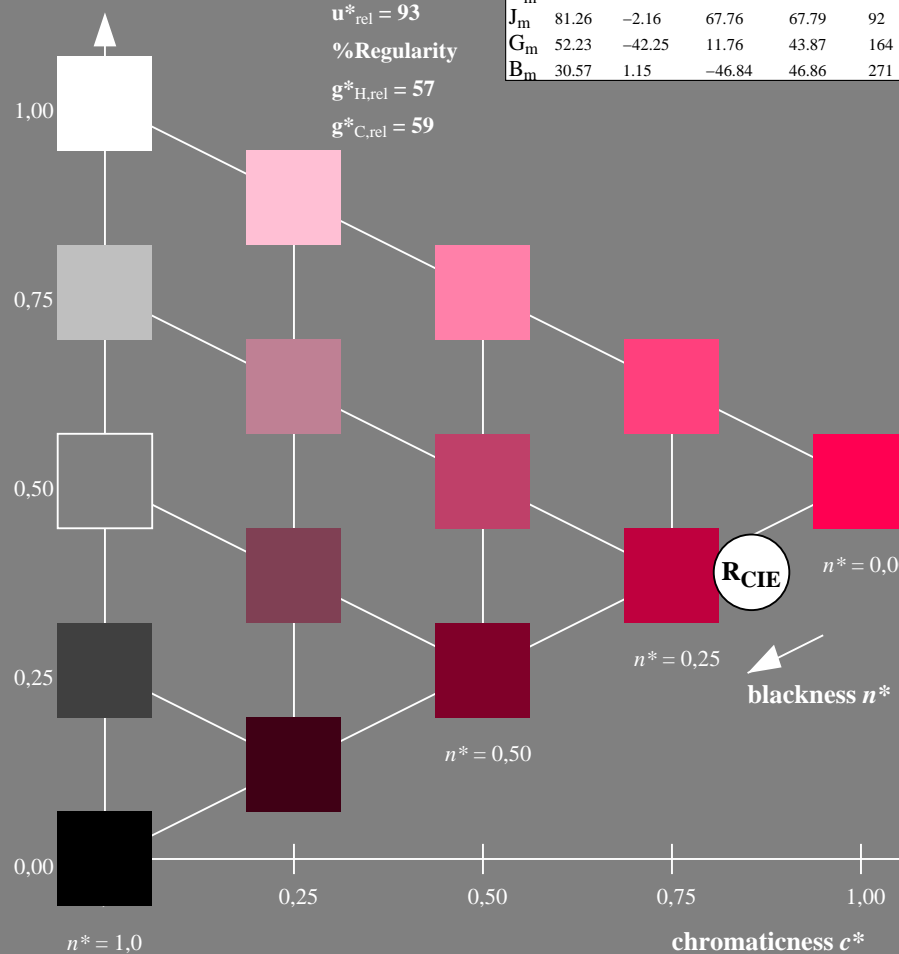
%Gamut

$u^*_{rel} = 93$

%Regularity

$g^*_{H,rel} = 57$

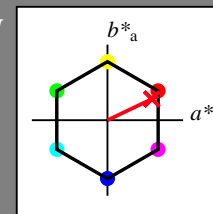
$g^*_{C,rel} = 59$



Output: Colorimetric Standard Reflective System SRS18

for hue $h^* = lab^*h = 25/360 = 0.071$
 LAB^*LCH , LAB^*NCH

D65: hue R
 LCH*Ma: 57 74 25
 olv*Ma: 1.0 0.0 0.09



SRS18; adapted (a) CIELAB data

| | $L^*=L^*_a$ | a^*_a | b^*_a | $C^*_{ab,a}$ | $h^*_{ab,a}$ |
|-------|-------------|---------|---------|--------------|--------------|
| O_m | 56.71 | 67.03 | 38.7 | 77.4 | 30 |
| Y_m | 56.71 | 0.0 | 77.4 | 77.4 | 90 |
| L_m | 56.71 | -67.02 | 38.7 | 77.4 | 150 |
| C_m | 56.71 | -67.02 | -38.69 | 77.4 | 210 |
| V_m | 56.71 | 0.0 | -77.39 | 77.4 | 270 |
| M_m | 56.71 | 67.03 | -38.69 | 77.4 | 330 |
| N_m | 18.01 | 0.0 | 0.0 | 0.0 | 0 |
| W_m | 95.41 | 0.0 | 0.0 | 0.0 | 0 |
| R_m | 39.92 | 58.74 | 27.99 | 65.07 | 25 |
| J_m | 81.26 | -2.88 | 71.56 | 71.62 | 92 |
| G_m | 52.23 | -42.41 | 13.6 | 44.55 | 162 |
| B_m | 30.57 | 1.41 | -46.46 | 46.49 | 272 |

CIELAB lightness L^*

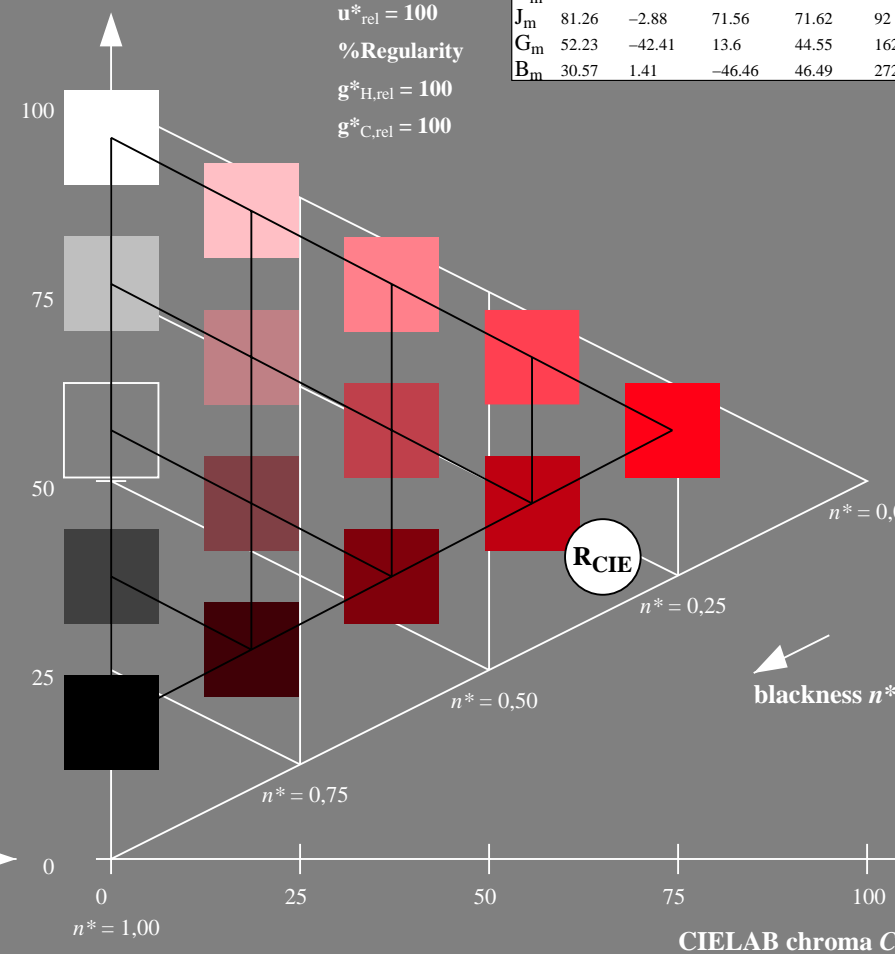
%Gamut

$u^*_{rel} = 100$

%Regularity

$g^*_{H,rel} = 100$

$g^*_{C,rel} = 100$



NE220-7, 5 step scales for constant CIELAB hue 25/360 = 0.069 (left)

5 step scales for constant CIELAB hue 25/360 = 0.071 (right)

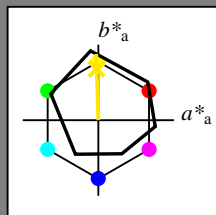
BAM-test chart NE22; Colorimetric systems ORS18 & SRS18
 D65: Coordinate systems of 5 step colour scales for 10 hues

input: olv* setrgbcolor
 output: no change compared to input

Input: Colorimetric Offset Reflective System ORS18

for hue $h^* = lab^*h = 92/360 = 0.255$
 lab^*tch and lab^*nch

D65: hue J
 LCH*Ma: 86 88 92
 olv*Ma: 1.0 0.9 0.0

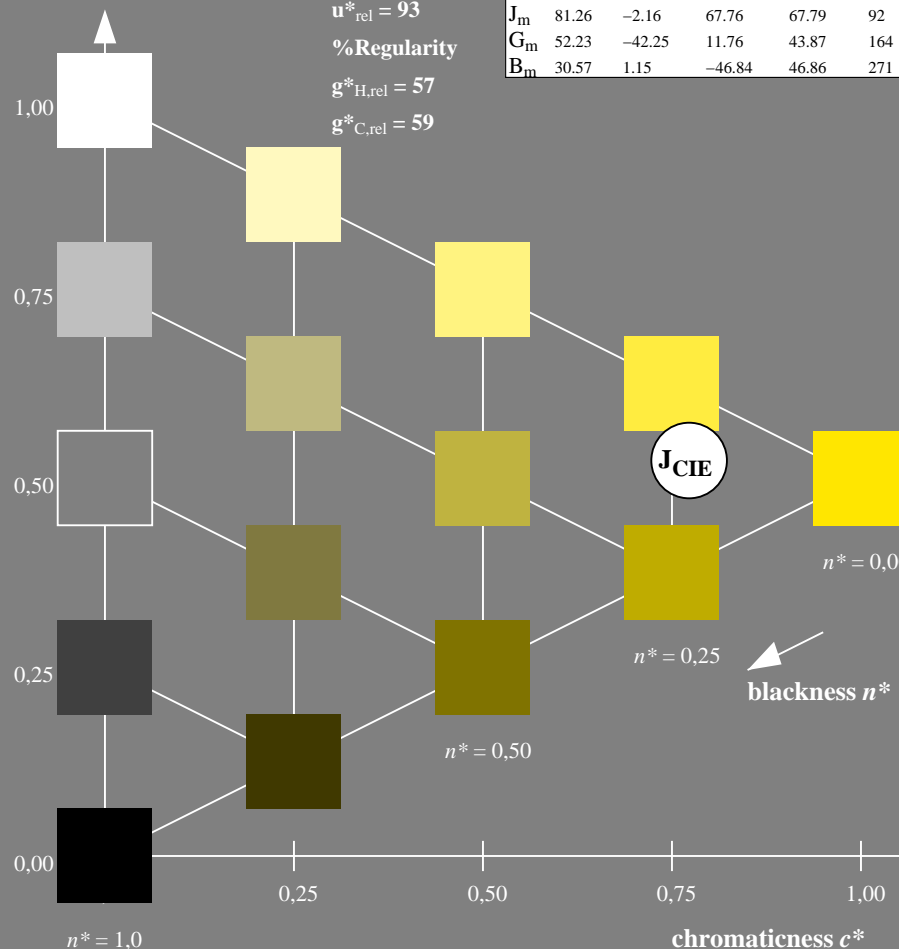


ORS18; adapted (a) CIELAB data

| | $L^*=L^*_a$ | a^*_a | b^*_a | $C^*_{ab,a}$ | $h^*_{ab,a}$ |
|-------|-------------|---------|---------|--------------|--------------|
| O_m | 47.94 | 65.39 | 50.52 | 82.63 | 38 |
| Y_m | 90.37 | -10.26 | 91.75 | 92.32 | 96 |
| L_m | 50.9 | -62.83 | 34.96 | 71.91 | 151 |
| C_m | 58.62 | -30.34 | -45.01 | 54.3 | 236 |
| V_m | 25.72 | 31.1 | -44.4 | 54.22 | 305 |
| M_m | 48.13 | 75.28 | -8.36 | 75.74 | 354 |
| N_m | 18.01 | 0.0 | 0.0 | 0.0 | 0 |
| W_m | 95.41 | 0.0 | 0.0 | 0.0 | 0 |
| R_m | 39.92 | 58.66 | 26.98 | 64.57 | 25 |
| J_m | 81.26 | -2.16 | 67.76 | 67.79 | 92 |
| G_m | 52.23 | -42.25 | 11.76 | 43.87 | 164 |
| B_m | 30.57 | 1.15 | -46.84 | 46.86 | 271 |

triangle lightness t^*

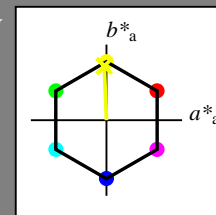
%Gamut
 $u^*_{rel} = 93$
 %Regularity
 $g^*_{H,rel} = 57$
 $g^*_{C,rel} = 59$



Output: Colorimetric Standard Reflective System SRS18

for hue $h^* = lab^*h = 92/360 = 0.256$
 LAB^*LCH, LAB^*NCH

D65: hue J
 LCH*Ma: 57 76 92
 olv*Ma: 0.95 1.0 0.0

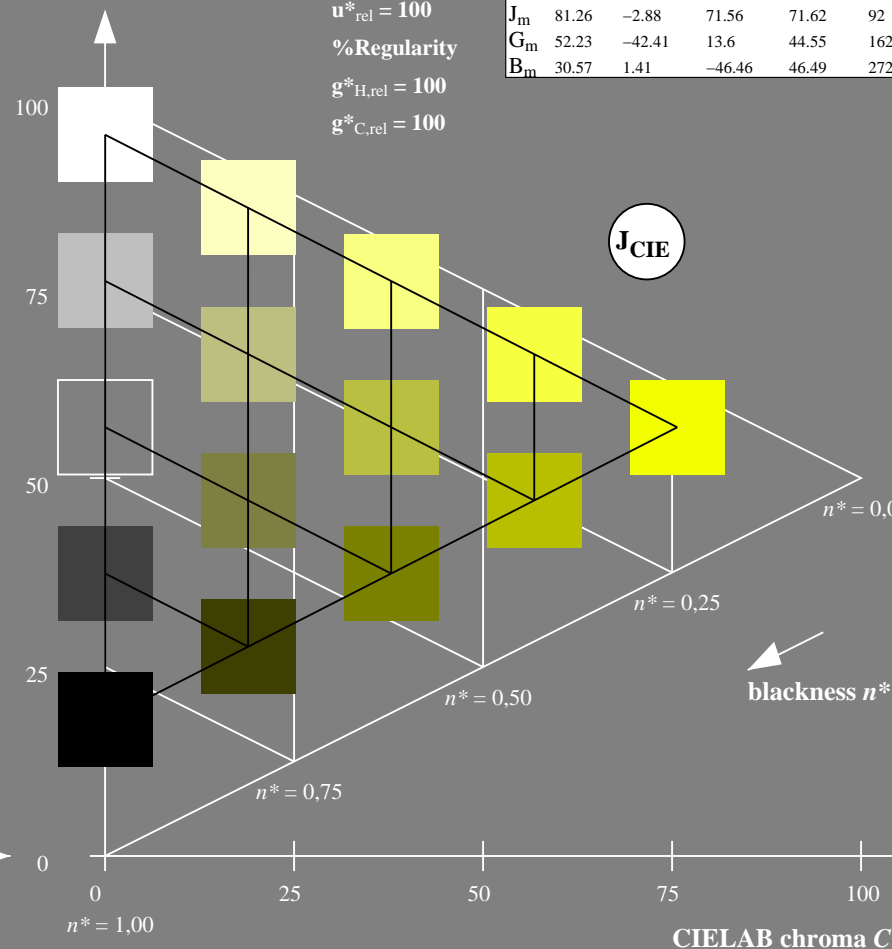


SRS18; adapted (a) CIELAB data

| | $L^*=L^*_a$ | a^*_a | b^*_a | $C^*_{ab,a}$ | $h^*_{ab,a}$ |
|-------|-------------|---------|---------|--------------|--------------|
| O_m | 56.71 | 67.03 | 38.7 | 77.4 | 30 |
| Y_m | 56.71 | 0.0 | 77.4 | 77.4 | 90 |
| L_m | 56.71 | -67.02 | 38.7 | 77.4 | 150 |
| C_m | 56.71 | -67.02 | -38.69 | 77.4 | 210 |
| V_m | 56.71 | 0.0 | -77.39 | 77.4 | 270 |
| M_m | 56.71 | 67.03 | -38.69 | 77.4 | 330 |
| N_m | 18.01 | 0.0 | 0.0 | 0.0 | 0 |
| W_m | 95.41 | 0.0 | 0.0 | 0.0 | 0 |
| R_m | 39.92 | 58.74 | 27.99 | 65.07 | 25 |
| J_m | 81.26 | -2.88 | 71.56 | 71.62 | 92 |
| G_m | 52.23 | -42.41 | 13.6 | 44.55 | 162 |
| B_m | 30.57 | 1.41 | -46.46 | 46.49 | 272 |

CIELAB lightness L^*

%Gamut
 $u^*_{rel} = 100$
 %Regularity
 $g^*_{H,rel} = 100$
 $g^*_{C,rel} = 100$



NE220-7, 5 step scales for constant CIELAB hue 92/360 = 0.255 (left)

5 step scales for constant CIELAB hue 92/360 = 0.256 (right)

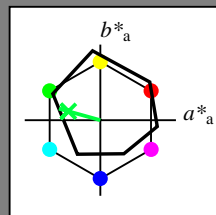
BAM-test chart NE22; Colorimetric systems ORS18 & SRS18
 D65: Coordinate systems of 5 step colour scales for 10 hues

input: $olv^* setrgbcolor$
 output: no change compared to input

Input: Colorimetric Offset Reflective System ORS18

for hue $h^* = lab^*h = 164/360 = 0.457$
 lab^*tch and lab^*nch

D65: hue G
 LCH*Ma: 53 57 164
 olv*Ma: 0.0 1.0 0.25



ORS18; adapted (a) CIELAB data

| | $L^*=L^*_a$ | a^*_a | b^*_a | $C^*_{ab,a}$ | $h^*_{ab,a}$ |
|-------|-------------|---------|---------|--------------|--------------|
| O_m | 47.94 | 65.39 | 50.52 | 82.63 | 38 |
| Y_m | 90.37 | -10.26 | 91.75 | 92.32 | 96 |
| L_m | 50.9 | -62.83 | 34.96 | 71.91 | 151 |
| C_m | 58.62 | -30.34 | -45.01 | 54.3 | 236 |
| V_m | 25.72 | 31.1 | -44.4 | 54.22 | 305 |
| M_m | 48.13 | 75.28 | -8.36 | 75.74 | 354 |
| N_m | 18.01 | 0.0 | 0.0 | 0.0 | 0 |
| W_m | 95.41 | 0.0 | 0.0 | 0.0 | 0 |
| R_m | 39.92 | 58.66 | 26.98 | 64.57 | 25 |
| J_m | 81.26 | -2.16 | 67.76 | 67.79 | 92 |
| G_m | 52.23 | -42.25 | 11.76 | 43.87 | 164 |
| B_m | 30.57 | 1.15 | -46.84 | 46.86 | 271 |

triangle lightness t^*

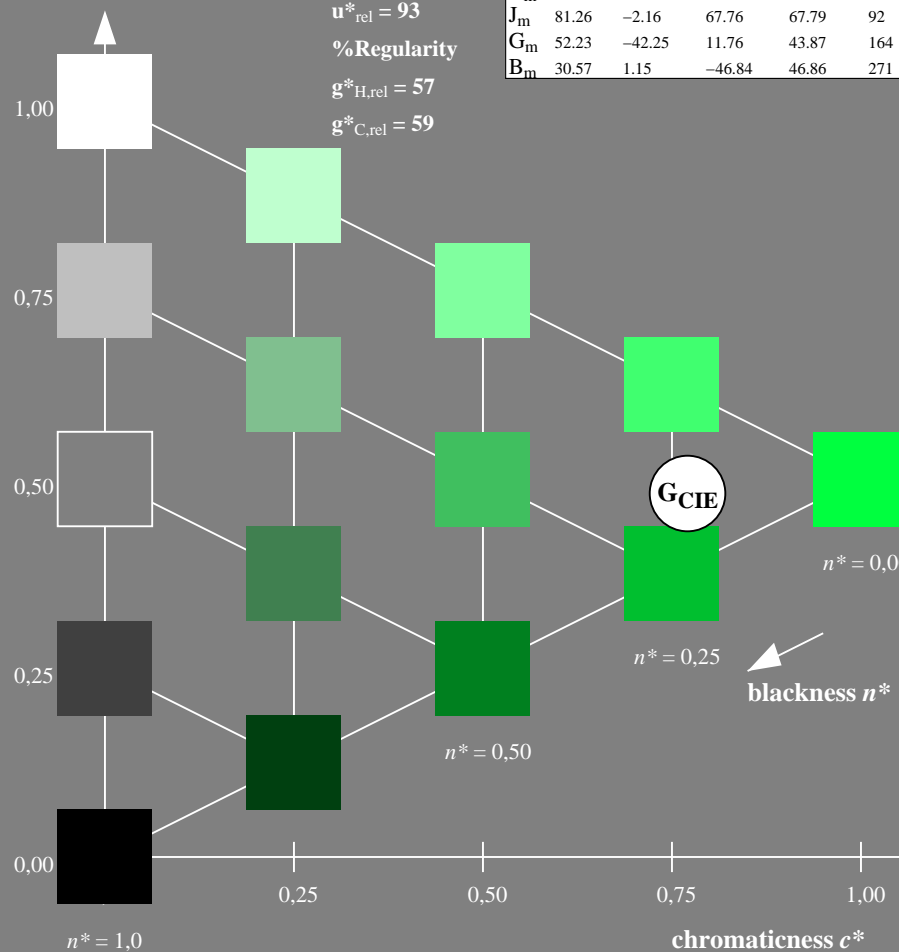
%Gamut

$u^*_{rel} = 93$

%Regularity

$g^*_{H,rel} = 57$

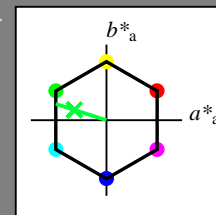
$g^*_{C,rel} = 59$



Output: Colorimetric Standard Reflective System SRS18

for hue $h^* = lab^*h = 162/360 = 0.451$
 LAB^*LCH , LAB^*NCH

D65: hue G
 LCH*Ma: 57 70 162
 olv*Ma: 0.0 1.0 0.22



SRS18; adapted (a) CIELAB data

| | $L^*=L^*_a$ | a^*_a | b^*_a | $C^*_{ab,a}$ | $h^*_{ab,a}$ |
|-------|-------------|---------|---------|--------------|--------------|
| O_m | 56.71 | 67.03 | 38.7 | 77.4 | 30 |
| Y_m | 56.71 | 0.0 | 77.4 | 77.4 | 90 |
| L_m | 56.71 | -67.02 | 38.7 | 77.4 | 150 |
| C_m | 56.71 | -67.02 | -38.69 | 77.4 | 210 |
| V_m | 56.71 | 0.0 | -77.39 | 77.4 | 270 |
| M_m | 56.71 | 67.03 | -38.69 | 77.4 | 330 |
| N_m | 18.01 | 0.0 | 0.0 | 0.0 | 0 |
| W_m | 95.41 | 0.0 | 0.0 | 0.0 | 0 |
| R_m | 39.92 | 58.74 | 27.99 | 65.07 | 25 |
| J_m | 81.26 | -2.88 | 71.56 | 71.62 | 92 |
| G_m | 52.23 | -42.41 | 13.6 | 44.55 | 162 |
| B_m | 30.57 | 1.41 | -46.46 | 46.49 | 272 |

CIELAB lightness L^*

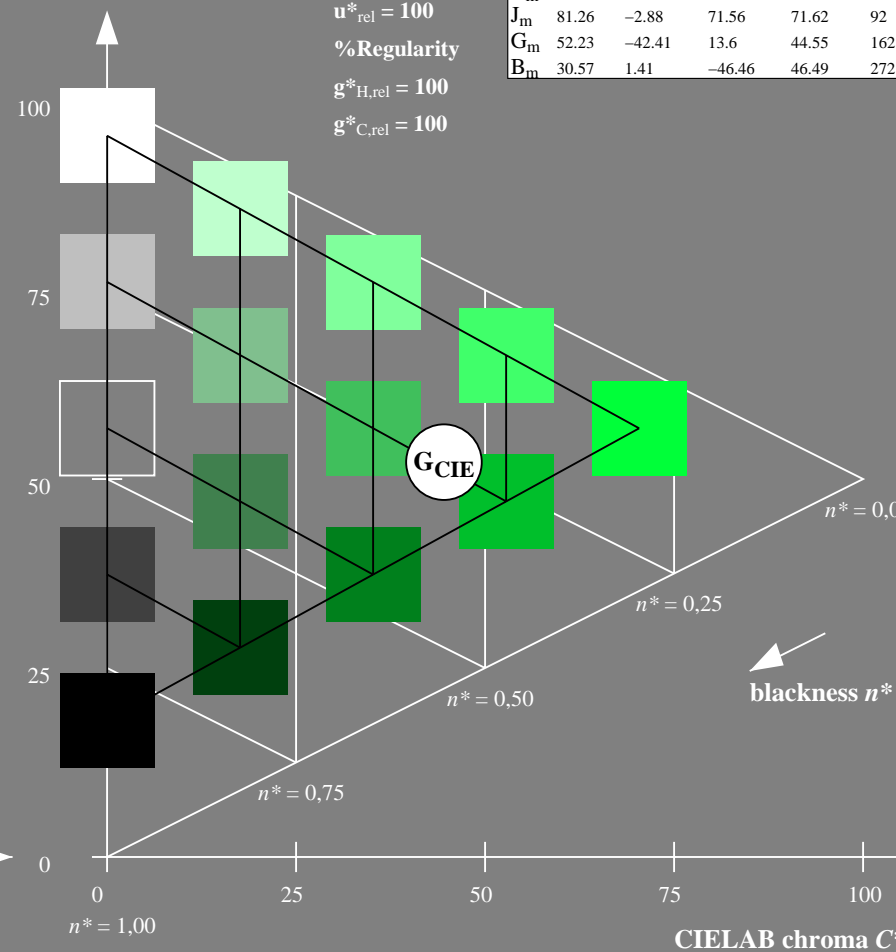
%Gamut

$u^*_{rel} = 100$

%Regularity

$g^*_{H,rel} = 100$

$g^*_{C,rel} = 100$



NE220-7, 5 step scales for constant CIE LAB hue 164/360 = 0.457 (left)

5 step scales for constant CIE LAB hue 162/360 = 0.451 (right)

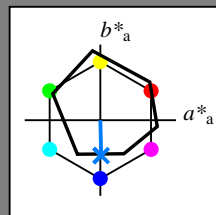
BAM-test chart NE22; Colorimetric systems ORS18 & SRS18
 D65: Coordinate systems of 5 step colour scales for 10 hues

input: olv* setrgbcolor
 output: no change compared to input

Input: Colorimetric Offset Reflective System ORS18

for hue $h^* = lab^*h = 271/360 = 0.754$
 lab^*tch and lab^*nch

D65: hue B
 LCH*Ma: 42 45 271
 olv*Ma: 0.0 0.49 1.0



ORS18; adapted (a) CIELAB data

| | $L^*=L^*_a$ | a^*_a | b^*_a | $C^*_{ab,a}$ | $h^*_{ab,a}$ |
|----------------|-------------|---------|---------|--------------|--------------|
| O _m | 47.94 | 65.39 | 50.52 | 82.63 | 38 |
| Y _m | 90.37 | -10.26 | 91.75 | 92.32 | 96 |
| L _m | 50.9 | -62.83 | 34.96 | 71.91 | 151 |
| C _m | 58.62 | -30.34 | -45.01 | 54.3 | 236 |
| V _m | 25.72 | 31.1 | -44.4 | 54.22 | 305 |
| M _m | 48.13 | 75.28 | -8.36 | 75.74 | 354 |
| N _m | 18.01 | 0.0 | 0.0 | 0.0 | 0 |
| W _m | 95.41 | 0.0 | 0.0 | 0.0 | 0 |
| R _m | 39.92 | 58.66 | 26.98 | 64.57 | 25 |
| J _m | 81.26 | -2.16 | 67.76 | 67.79 | 92 |
| G _m | 52.23 | -42.25 | 11.76 | 43.87 | 164 |
| B _m | 30.57 | 1.15 | -46.84 | 46.86 | 271 |

triangle lightness t^*

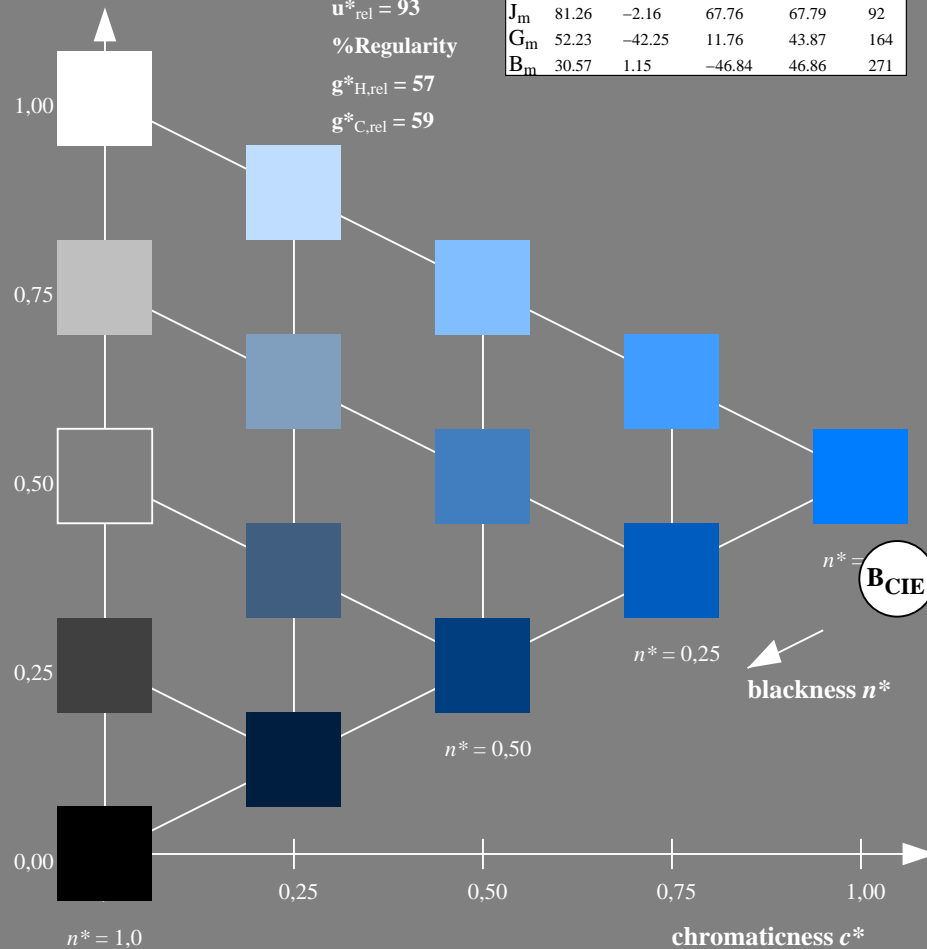
%Gamut

$u^*_{rel} = 93$

%Regularity

$g^*_{H,rel} = 57$

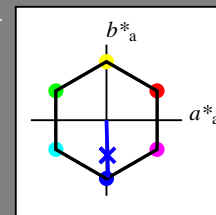
$g^*_{C,rel} = 59$



Output: Colorimetric Standard Reflective System SRS18

for hue $h^* = lab^*h = 272/360 = 0.755$
 LAB^*LCH , LAB^*NCH

D65: hue B
 LCH*Ma: 57 76 272
 olv*Ma: 0.03 0.0 1.0



SRS18; adapted (a) CIELAB data

| | $L^*=L^*_a$ | a^*_a | b^*_a | $C^*_{ab,a}$ | $h^*_{ab,a}$ |
|----------------|-------------|---------|---------|--------------|--------------|
| O _m | 56.71 | 67.03 | 38.7 | 77.4 | 30 |
| Y _m | 56.71 | 0.0 | 77.4 | 77.4 | 90 |
| L _m | 56.71 | -67.02 | 38.7 | 77.4 | 150 |
| C _m | 56.71 | -67.02 | -38.69 | 77.4 | 210 |
| V _m | 56.71 | 0.0 | -77.39 | 77.4 | 270 |
| M _m | 56.71 | 67.03 | -38.69 | 77.4 | 330 |
| N _m | 18.01 | 0.0 | 0.0 | 0.0 | 0 |
| W _m | 95.41 | 0.0 | 0.0 | 0.0 | 0 |
| R _m | 39.92 | 58.74 | 27.99 | 65.07 | 25 |
| J _m | 81.26 | -2.88 | 71.56 | 71.62 | 92 |
| G _m | 52.23 | -42.41 | 13.6 | 44.55 | 162 |
| B _m | 30.57 | 1.41 | -46.46 | 46.49 | 272 |

CIELAB lightness L^*

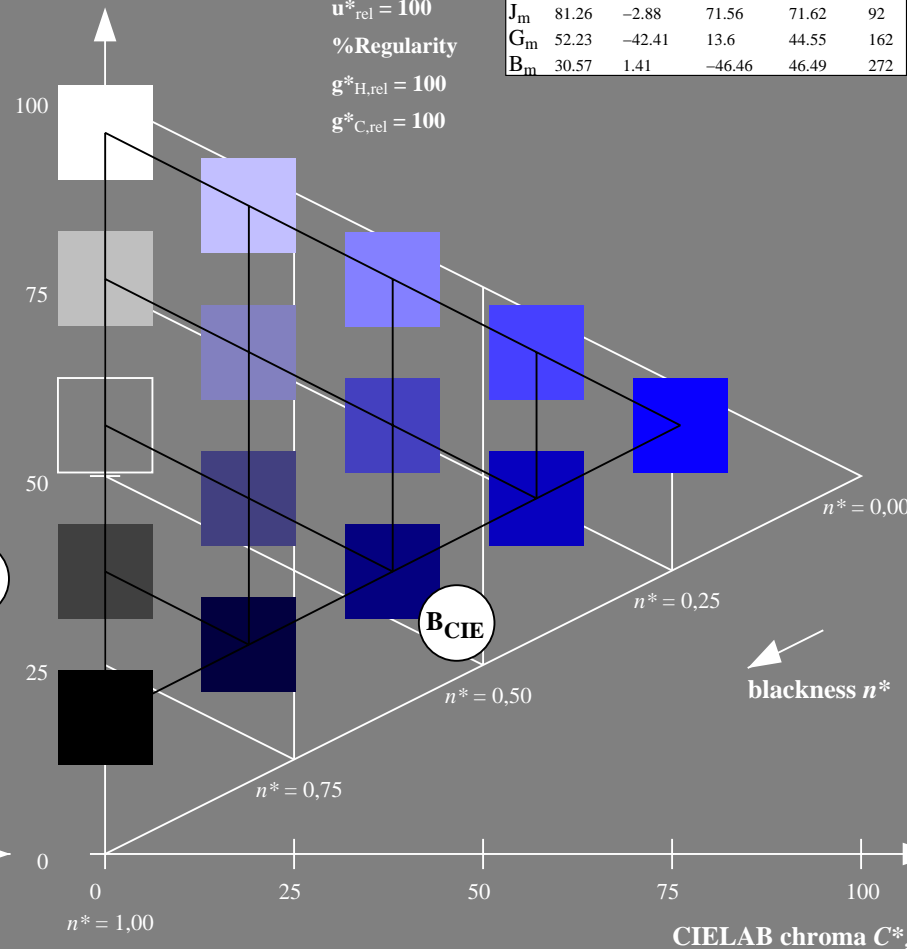
%Gamut

$u^*_{rel} = 100$

%Regularity

$g^*_{H,rel} = 100$

$g^*_{C,rel} = 100$



NE220-7, 5 step scales for constant CIELAB hue 271/360 = 0.754 (left)

5 step scales for constant CIELAB hue 272/360 = 0.755 (right)

BAM-test chart NE22; Colorimetric systems ORS18 & SRS18
 D65: Coordinate systems of 5 step colour scales for 10 hues

input: olv* setrgbcolor
 output: no change compared to input