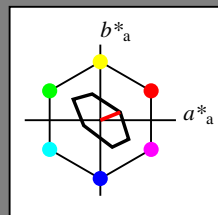


Input: Colorimetric Television Luminous System TLS70

for hue $h^* = lab^*h = 22/360 = 0.061$
 lab^*tch and lab^*nch

D65: hue O
 LCH*Ma: 76 28 22
 olv*Ma: 1.0 0.0 0.0



TLS70; adapted (a) CIELAB data

	$L^*=L^*_a$	a^*_a	b^*_a	$C^*_{ab,a}$	$h^*_{ab,a}$
O_m	76.43	26.27	10.57	28.32	22
Y_m	93.93	-10.76	34.63	36.27	107
L_m	89.32	-35.8	27.64	45.24	142
C_m	90.93	-21.95	-7.07	23.07	198
V_m	72.1	15.76	-35.63	38.97	294
M_m	78.5	37.52	-25.23	45.22	326
N_m	69.7	0.0	0.0	0.0	0
W_m	95.41	0.0	0.0	0.0	0
$RCIE$	39.92	58.74	27.99	65.07	25
J_{CIE}	81.26	-2.88	71.56	71.62	92
$GCIE$	52.23	-42.41	13.6	44.55	162
$BCIE$	30.57	1.41	-46.46	46.49	272

triangle lightness t^*

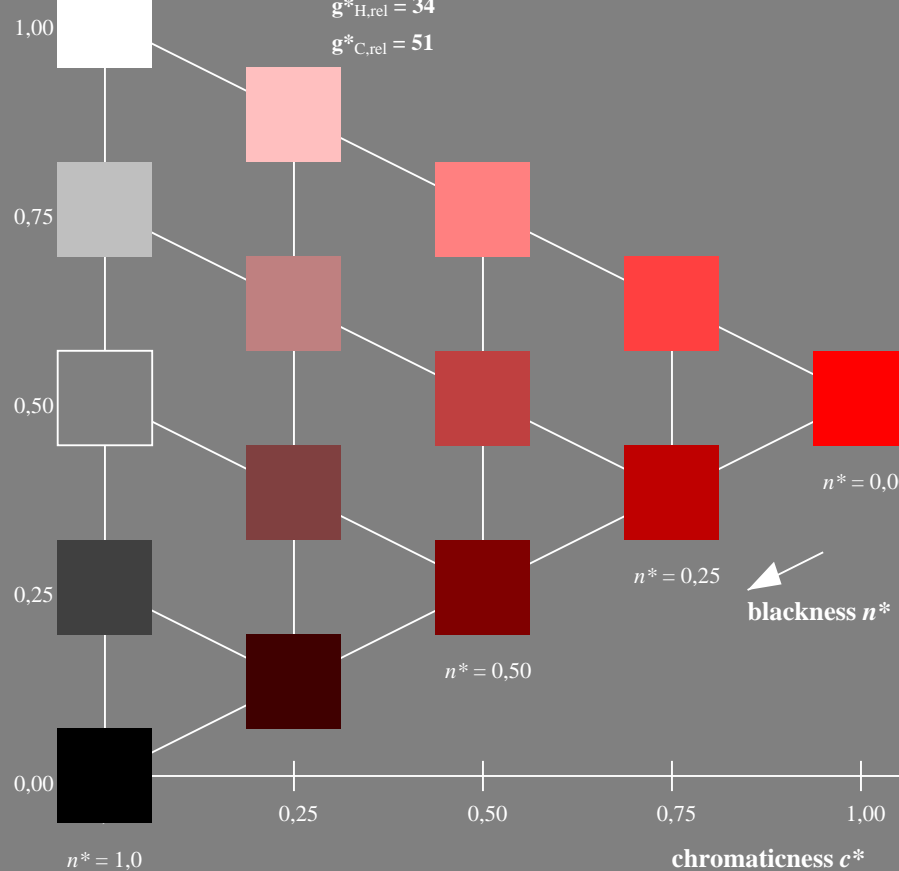
%Gamut

$u^*_{rel} = 16$

%Regularity

$g^*_{H,rel} = 34$

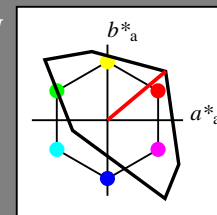
$g^*_{C,rel} = 51$



Output: Colorimetric Television Luminous System TLS00

for hue $h^* = lab^*h = 40/360 = 0.111$
 LAB^*LCH , LAB^*NCH

D65: hue O
 LCH*Ma: 51 100 40
 olv*Ma: 1.0 0.0 0.0



TLS00; adapted (a) CIELAB data

	$L^*=L^*_a$	a^*_a	b^*_a	$C^*_{ab,a}$	$h^*_{ab,a}$
O_m	50.5	76.92	64.55	100.42	40
Y_m	92.66	-20.69	90.75	93.08	103
L_m	83.63	-82.75	79.9	115.04	136
C_m	86.88	-46.16	-13.55	48.12	196
V_m	30.39	76.06	-103.59	128.52	306
M_m	57.3	94.35	-58.41	110.97	328
N_m	0.01	0.0	0.0	0.0	0
W_m	95.41	0.0	0.0	0.0	0
$RCIE$	39.92	58.74	27.99	65.07	25
J_{CIE}	81.26	-2.88	71.56	71.62	92
$GCIE$	52.23	-42.41	13.6	44.55	162
$BCIE$	30.57	1.41	-46.46	46.49	272

CIELAB lightness L^*

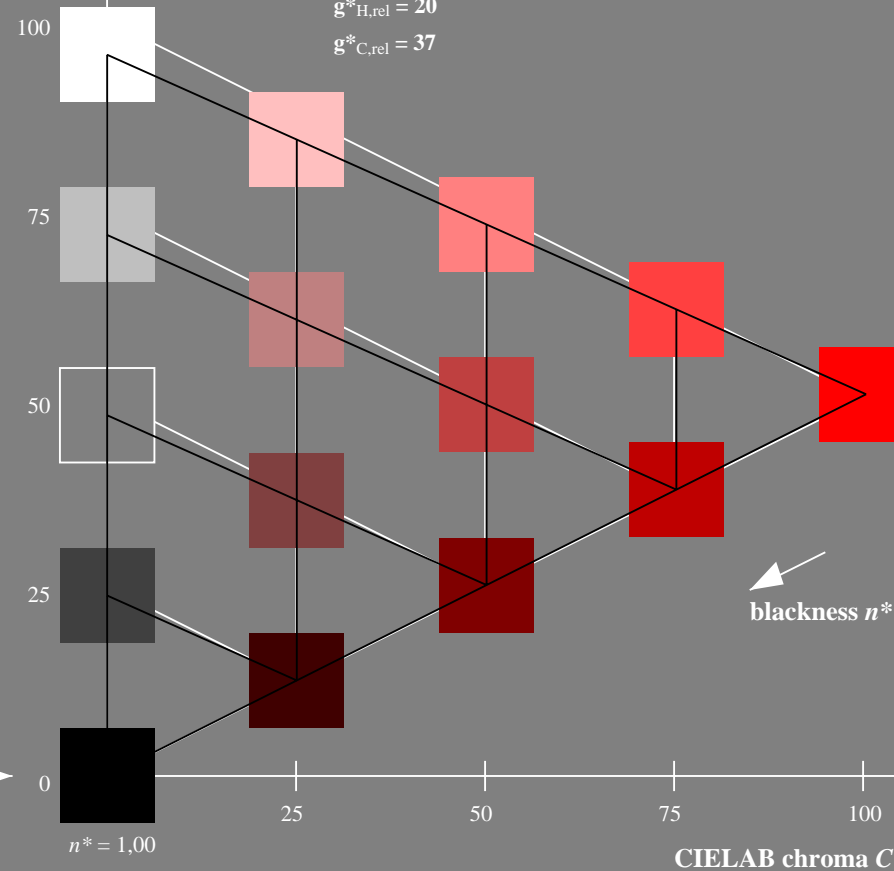
%Gamut

$u^*_{rel} = 158$

%Regularity

$g^*_{H,rel} = 20$

$g^*_{C,rel} = 37$



NE280-7, 5 step scales for constant CIELAB hue 22/360 = 0.061 (left)

5 step scales for constant CIELAB hue 40/360 = 0.111 (right)

BAM-test chart NE28; Colorimetric systems TLS70 & TLS00
 D65: Coordinate systems of 5 step colour scales for 10 hues

input: olv* setrgbcolor
 output: no change compared to input

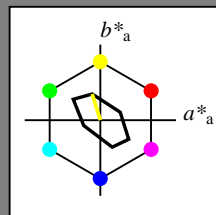
See for similar files: <http://www.ps.bam.de/NE28/>
 Technical information: <http://www.ps.bam.de/NE28/>
 Version 2.1, io=1,1

BAM registration: 20060101-NE28/10L/L28E00NP.PS/.PDF
 application for evaluation and measurement of printer or monitor systems
 BAM material: code=rh4ta
 /NE28 Form: 1/10, Serie: 1/1, Page: 1 Page count: 1

Input: Colorimetric Television Luminous System TLS70

for hue $h^* = lab^*h = 107/360 = 0.298$
 lab^*tch and lab^*nch

D65: hue Y
 LCH*Ma: 94 36 107
 olv*Ma: 1.0 1.0 0.0



TLS70; adapted (a) CIELAB data

	$L^*=L^*_a$	a^*_a	b^*_a	$C^*_{ab,a}$	$h^*_{ab,a}$
O_m	76.43	26.27	10.57	28.32	22
Y_m	93.93	-10.76	34.63	36.27	107
L_m	89.32	-35.8	27.64	45.24	142
C_m	90.93	-21.95	-7.07	23.07	198
V_m	72.1	15.76	-35.63	38.97	294
M_m	78.5	37.52	-25.23	45.22	326
N_m	69.7	0.0	0.0	0.0	0
W_m	95.41	0.0	0.0	0.0	0
$RCIE$	39.92	58.74	27.99	65.07	25
J_{CIE}	81.26	-2.88	71.56	71.62	92
$GCIE$	52.23	-42.41	13.6	44.55	162
$BCIE$	30.57	1.41	-46.46	46.49	272

triangle lightness t^*

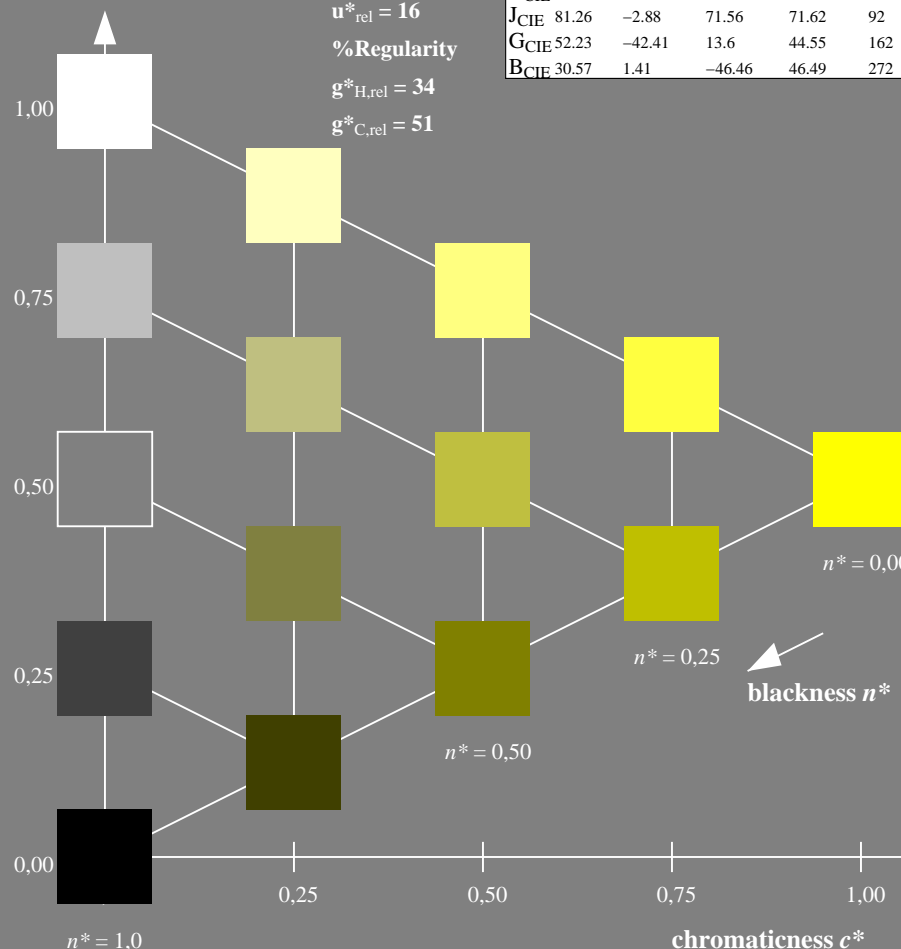
%Gamut

$u^*_{rel} = 16$

%Regularity

$g^*_{H,rel} = 34$

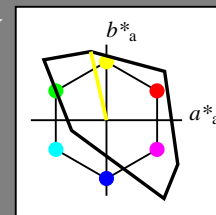
$g^*_{C,rel} = 51$



Output: Colorimetric Television Luminous System TLS00

for hue $h^* = lab^*h = 103/360 = 0.286$
 LAB^*LCH , LAB^*NCH

D65: hue Y
 LCH*Ma: 93 93 103
 olv*Ma: 1.0 1.0 0.0



TLS00; adapted (a) CIELAB data

	$L^*=L^*_a$	a^*_a	b^*_a	$C^*_{ab,a}$	$h^*_{ab,a}$
O_m	50.5	76.92	64.55	100.42	40
Y_m	92.66	-20.69	90.75	93.08	103
L_m	83.63	-82.75	79.9	115.04	136
C_m	86.88	-46.16	-13.55	48.12	196
V_m	30.39	76.06	-103.59	128.52	306
M_m	57.3	94.35	-58.41	110.97	328
N_m	0.01	0.0	0.0	0.0	0
W_m	95.41	0.0	0.0	0.0	0
$RCIE$	39.92	58.74	27.99	65.07	25
J_{CIE}	81.26	-2.88	71.56	71.62	92
$GCIE$	52.23	-42.41	13.6	44.55	162
$BCIE$	30.57	1.41	-46.46	46.49	272

CIELAB lightness L^*

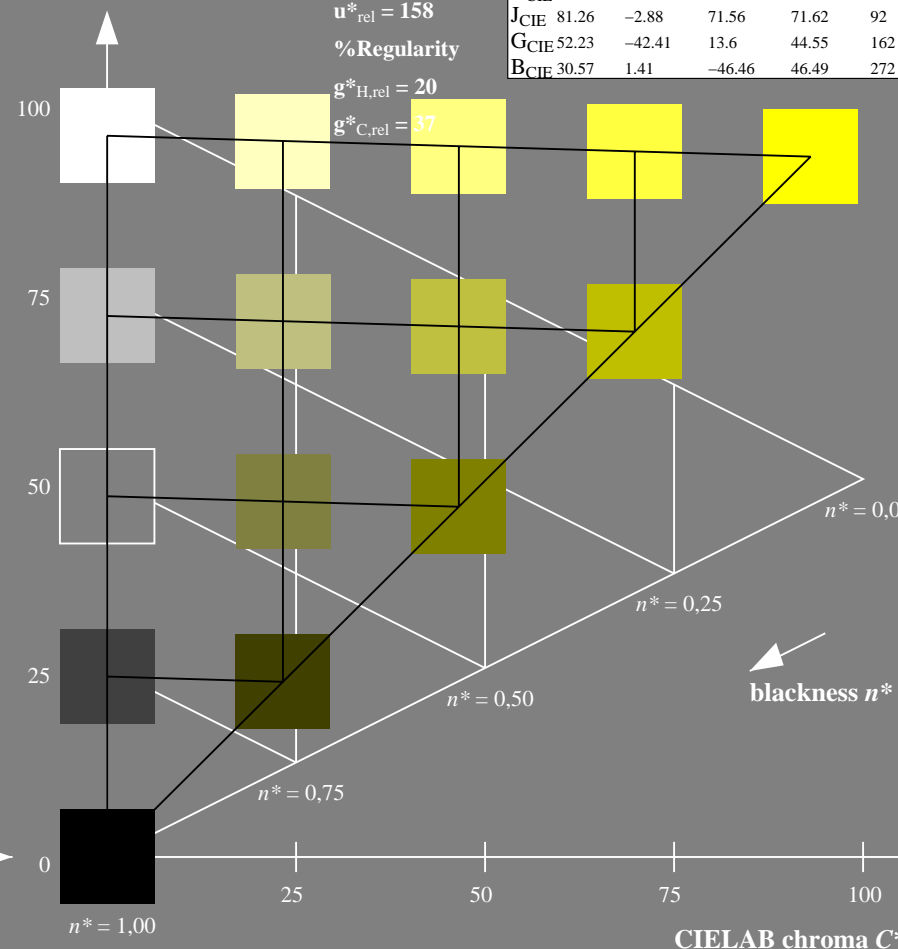
%Gamut

$u^*_{rel} = 158$

%Regularity

$g^*_{H,rel} = 20$

$g^*_{C,rel} = 37$



NE280-7, 5 step scales for constant CIELAB hue 107/360 = 0.298 (left)

5 step scales for constant CIELAB hue 103/360 = 0.286 (right)

BAM-test chart NE28; Colorimetric systems TLS70 & TLS00
 D65: Coordinate systems of 5 step colour scales for 10 hues

input: $olv^* setrgbcolor$
 output: no change compared to input

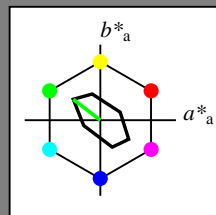
See for similar files: <http://www.ps.bam.de/NE28/>
 Technical information: <http://www.ps.bam.de/NE28/>
 Version 2.1, io=1,1

BAM registration: 20060101-NE28/10L/L28E01NP.PS/.PDF BAM material: code=rh4ta
 application for evaluation and measurement of printer or monitor systems
 /NE28/ Form: 2/10, Serie: 1/1, Page: 2 Page count: 2

Input: Colorimetric Television Luminous System TLS70

for hue $h^* = lab^*h = 142/360 = 0.395$
 lab^*tch and lab^*nch

D65: hue L
 LCH*Ma: 89 45 142
 olv*Ma: 0.0 1.0 0.0



TLS70; adapted (a) CIELAB data

	$L^*=L^*_a$	a^*_a	b^*_a	$C^*_{ab,a}$	$h^*_{ab,a}$
O_m	76.43	26.27	10.57	28.32	22
Y_m	93.93	-10.76	34.63	36.27	107
L_m	89.32	-35.8	27.64	45.24	142
C_m	90.93	-21.95	-7.07	23.07	198
V_m	72.1	15.76	-35.63	38.97	294
M_m	78.5	37.52	-25.23	45.22	326
N_m	69.7	0.0	0.0	0.0	0
W_m	95.41	0.0	0.0	0.0	0
R_{CIE}	39.92	58.74	27.99	65.07	25
J_{CIE}	81.26	-2.88	71.56	71.62	92
G_{CIE}	52.23	-42.41	13.6	44.55	162
B_{CIE}	30.57	1.41	-46.46	46.49	272

triangle lightness t^*

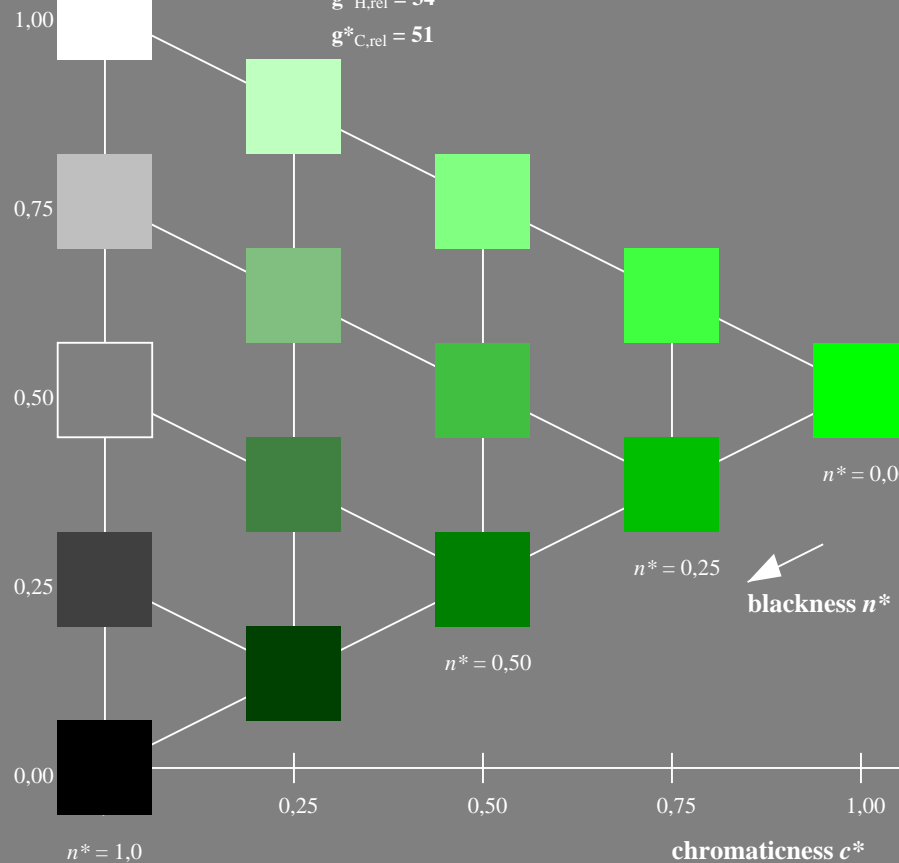
%Gamut

$u^*_{rel} = 16$

%Regularity

$g^*_{H,rel} = 34$

$g^*_{C,rel} = 51$

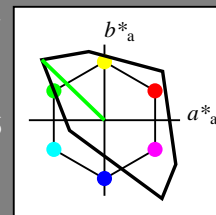


NE280-7, 5 step scales for constant CIELAB hue 142/360 = 0.395 (left)

Output: Colorimetric Television Luminous System TLS00

for hue $h^* = lab^*h = 136/360 = 0.378$
 LAB^*LCH, LAB^*NCH

D65: hue L
 LCH*Ma: 84 115 136
 olv*Ma: 0.0 1.0 0.0



TLS00; adapted (a) CIELAB data

	$L^*=L^*_a$	a^*_a	b^*_a	$C^*_{ab,a}$	$h^*_{ab,a}$
O_m	50.5	76.92	64.55	100.42	40
Y_m	92.66	-20.69	90.75	93.08	103
L_m	83.63	-82.75	79.9	115.04	136
C_m	86.88	-46.16	-13.55	48.12	196
V_m	30.39	76.06	-103.59	128.52	306
M_m	57.3	94.35	-58.41	110.97	328
N_m	0.01	0.0	0.0	0.0	0
W_m	95.41	0.0	0.0	0.0	0
R_{CIE}	39.92	58.74	27.99	65.07	25
J_{CIE}	81.26	-2.88	71.56	71.62	92
G_{CIE}	52.23	-42.41	13.6	44.55	162
B_{CIE}	30.57	1.41	-46.46	46.49	272

CIELAB lightness L^*

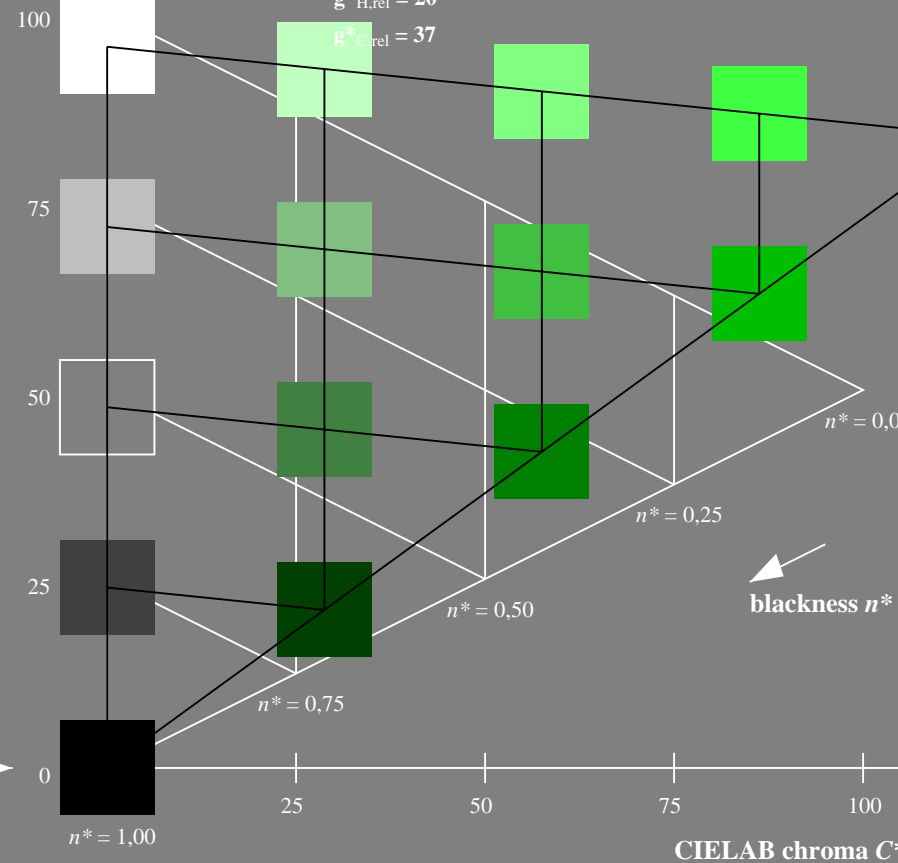
%Gamut

$u^*_{rel} = 158$

%Regularity

$g^*_{H,rel} = 20$

$g^*_{C,rel} = 37$



5 step scales for constant CIELAB hue 136/360 = 0.378 (right)

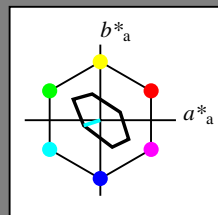
BAM-test chart NE28; Colorimetric systems TLS70 & TLS00
 D65: Coordinate systems of 5 step colour scales for 10 hues

input: olv* setrgbcolor
 output: no change compared to input

Input: Colorimetric Television Luminous System TLS70

for hue $h^* = lab^*h = 198/360 = 0.55$
 lab^*tch and lab^*nch

D65: hue C
 LCH*Ma: 91 23 198
 olv*Ma: 0.0 1.0 1.0



TLS70; adapted (a) CIELAB data

	$L^*=L^*_a$	a^*_a	b^*_a	$C^*_{ab,a}$	$h^*_{ab,a}$
O_m	76.43	26.27	10.57	28.32	22
Y_m	93.93	-10.76	34.63	36.27	107
L_m	89.32	-35.8	27.64	45.24	142
C_m	90.93	-21.95	-7.07	23.07	198
V_m	72.1	15.76	-35.63	38.97	294
M_m	78.5	37.52	-25.23	45.22	326
N_m	69.7	0.0	0.0	0.0	0
W_m	95.41	0.0	0.0	0.0	0
$RCIE$	39.92	58.74	27.99	65.07	25
J_{CIE}	81.26	-2.88	71.56	71.62	92
G_{CIE}	52.23	-42.41	13.6	44.55	162
B_{CIE}	30.57	1.41	-46.46	46.49	272

triangle lightness t^*

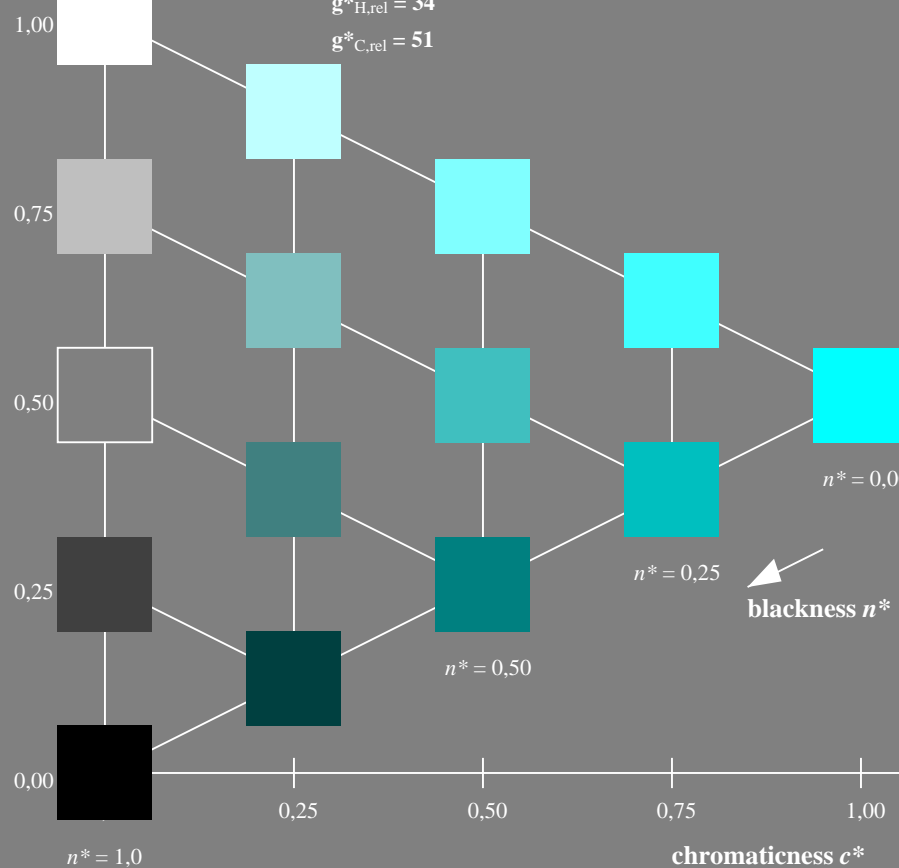
%Gamut

$u^*_{rel} = 16$

%Regularity

$g^*_{H,rel} = 34$

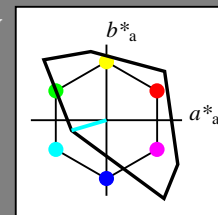
$g^*_{C,rel} = 51$



Output: Colorimetric Television Luminous System TLS00

for hue $h^* = lab^*h = 196/360 = 0.545$
 LAB^*LCH, LAB^*NCH

D65: hue C
 LCH*Ma: 87 48 196
 olv*Ma: 0.0 1.0 1.0



TLS00; adapted (a) CIELAB data

	$L^*=L^*_a$	a^*_a	b^*_a	$C^*_{ab,a}$	$h^*_{ab,a}$
O_m	50.5	76.92	64.55	100.42	40
Y_m	92.66	-20.69	90.75	93.08	103
L_m	83.63	-82.75	79.9	115.04	136
C_m	86.88	-46.16	-13.55	48.12	196
V_m	30.39	76.06	-103.59	128.52	306
M_m	57.3	94.35	-58.41	110.97	328
N_m	0.01	0.0	0.0	0.0	0
W_m	95.41	0.0	0.0	0.0	0
$RCIE$	39.92	58.74	27.99	65.07	25
J_{CIE}	81.26	-2.88	71.56	71.62	92
G_{CIE}	52.23	-42.41	13.6	44.55	162
B_{CIE}	30.57	1.41	-46.46	46.49	272

CIELAB lightness L^*

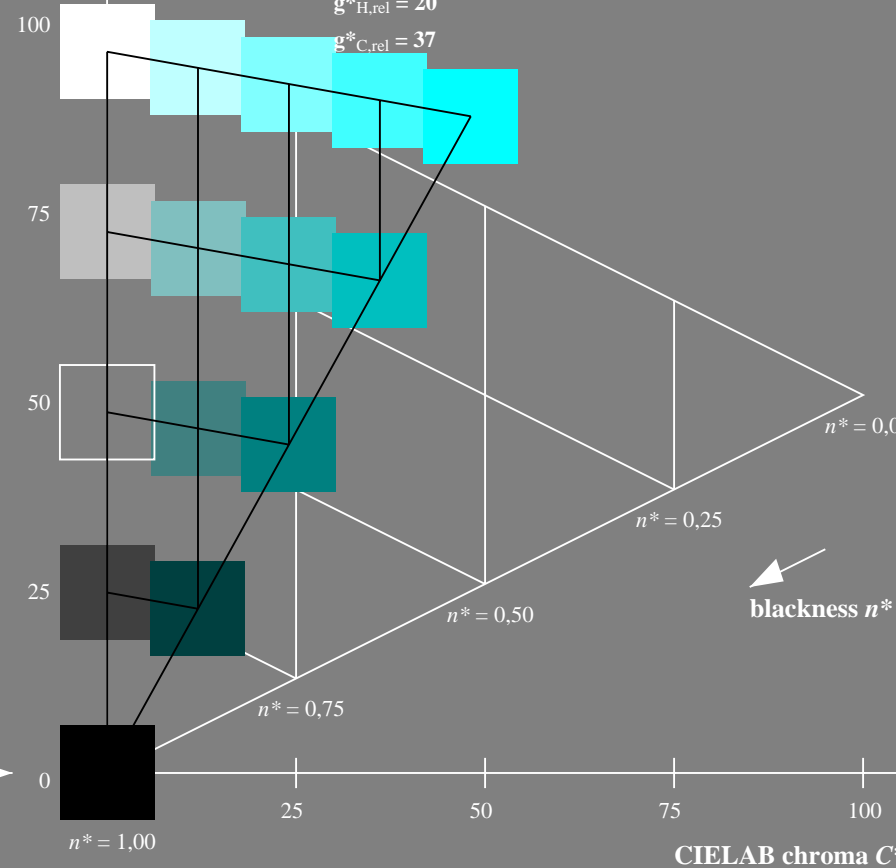
%Gamut

$u^*_{rel} = 158$

%Regularity

$g^*_{H,rel} = 20$

$g^*_{C,rel} = 37$



NE280-7, 5 step scales for constant CIELAB hue 198/360 = 0.55 (left)

5 step scales for constant CIELAB hue 196/360 = 0.545 (right)

BAM-test chart NE28; Colorimetric systems TLS70 & TLS00
 D65: Coordinate systems of 5 step colour scales for 10 hues

input: olv* setrgbcolor
 output: no change compared to input

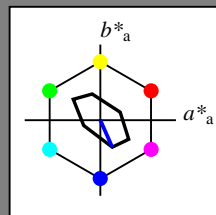
See for similar files: <http://www.ps.bam.de/NE28/>
 Technical information: <http://www.ps.bam.de/NE28/>
 Version 2.1, io=1,1

BAM registration: 20060101-NE28/10L/L28E03NP.PS/.PDF BAM material: code=rh4ta
 application for evaluation and measurement of printer or monitor systems
 /NE28/ Form: 4/10, Serie: 1/1, Page: 4 Page count: 4

Input: Colorimetric Television Luminous System TLS70

for hue $h^* = lab^*h = 294/360 = 0.816$
 lab^*tch and lab^*nch

D65: hue V
 LCH*Ma: 72 39 294
 olv*Ma: 0.0 0.0 1.0



TLS70; adapted (a) CIELAB data

	$L^*=L^*_a$	a^*_a	b^*_a	$C^*_{ab,a}$	$h^*_{ab,a}$
O_m	76.43	26.27	10.57	28.32	22
Y_m	93.93	-10.76	34.63	36.27	107
L_m	89.32	-35.8	27.64	45.24	142
C_m	90.93	-21.95	-7.07	23.07	198
V_m	72.1	15.76	-35.63	38.97	294
M_m	78.5	37.52	-25.23	45.22	326
N_m	69.7	0.0	0.0	0.0	0
W_m	95.41	0.0	0.0	0.0	0
$RCIE$	39.92	58.74	27.99	65.07	25
J_{CIE}	81.26	-2.88	71.56	71.62	92
$GCIE$	52.23	-42.41	13.6	44.55	162
$BCIE$	30.57	1.41	-46.46	46.49	272

triangle lightness t^*

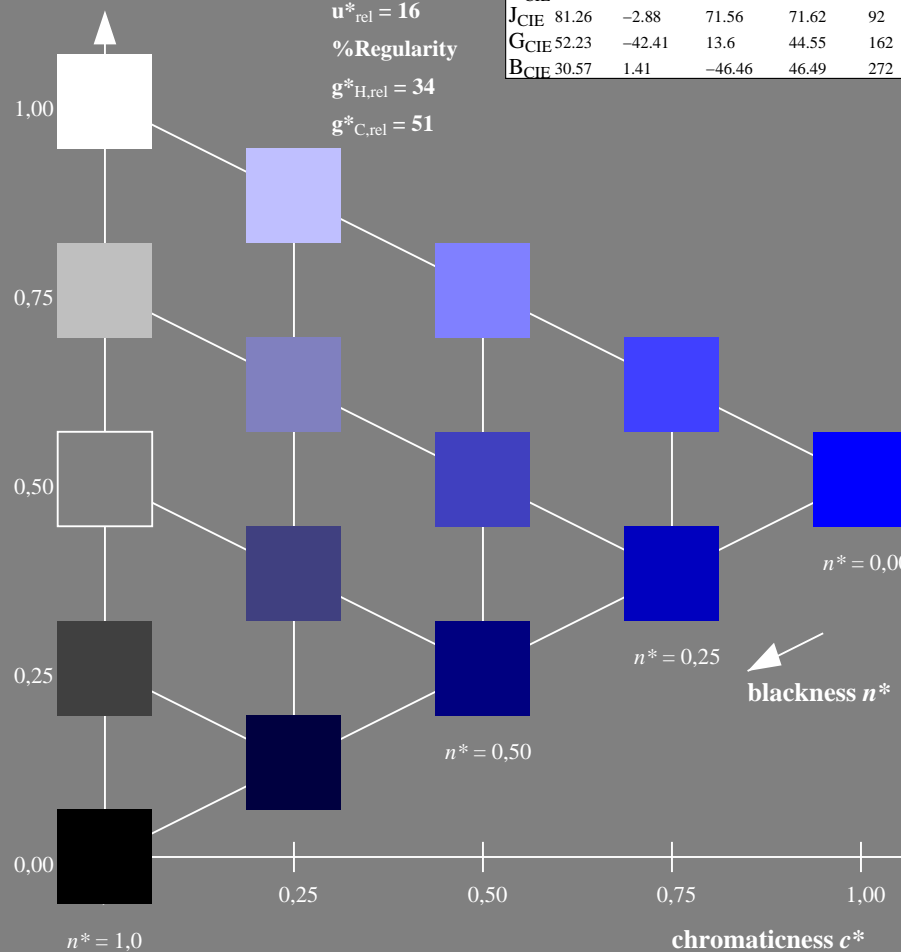
%Gamut

$u^*_{rel} = 16$

%Regularity

$g^*_{H,rel} = 34$

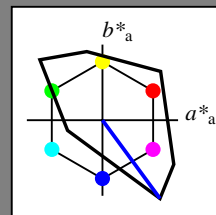
$g^*_{C,rel} = 51$



Output: Colorimetric Television Luminous System TLS00

for hue $h^* = lab^*h = 306/360 = 0.851$
 LAB^*LCH , LAB^*NCH

D65: hue V
 LCH*Ma: 30 129 306
 olv*Ma: 0.0 0.0 1.0



TLS00; adapted (a) CIELAB data

	$L^*=L^*_a$	a^*_a	b^*_a	$C^*_{ab,a}$	$h^*_{ab,a}$
O_m	50.5	76.92	64.55	100.42	40
Y_m	92.66	-20.69	90.75	93.08	103
L_m	83.63	-82.75	79.9	115.04	136
C_m	86.88	-46.16	-13.55	48.12	196
V_m	30.39	76.06	-103.59	128.52	306
M_m	57.3	94.35	-58.41	110.97	328
N_m	0.01	0.0	0.0	0.0	0
W_m	95.41	0.0	0.0	0.0	0
$RCIE$	39.92	58.74	27.99	65.07	25
J_{CIE}	81.26	-2.88	71.56	71.62	92
$GCIE$	52.23	-42.41	13.6	44.55	162
$BCIE$	30.57	1.41	-46.46	46.49	272

CIELAB lightness L^*

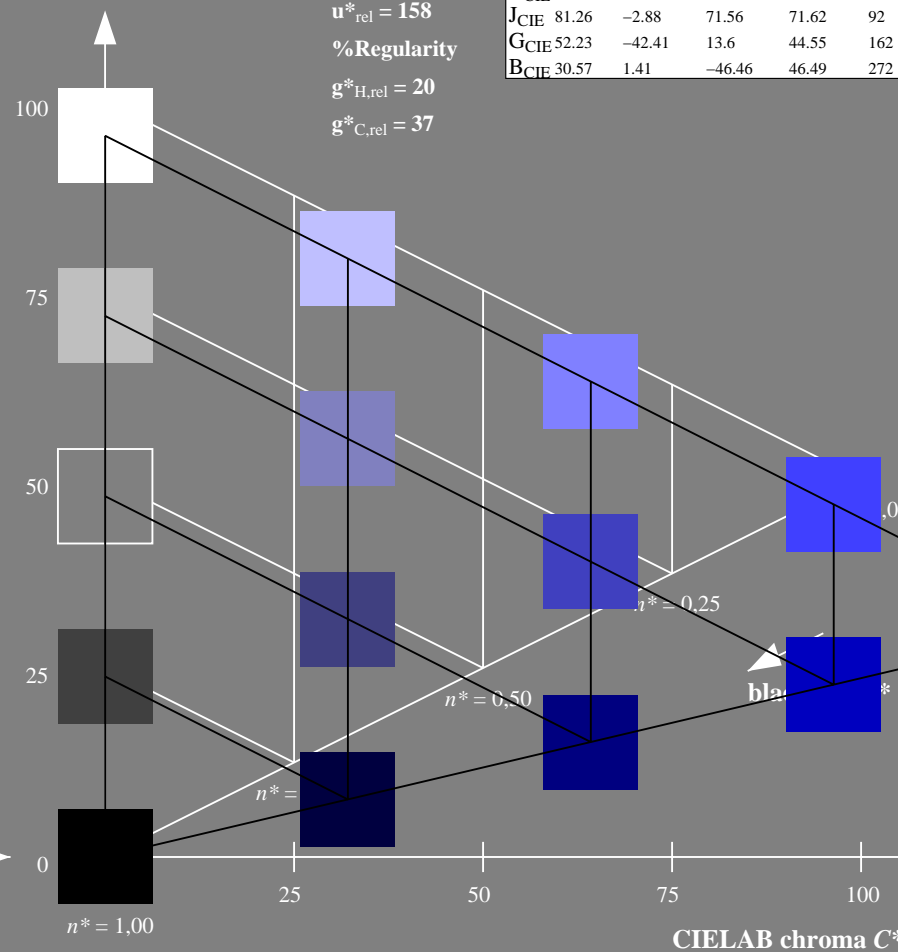
%Gamut

$u^*_{rel} = 158$

%Regularity

$g^*_{H,rel} = 20$

$g^*_{C,rel} = 37$



NE280-7, 5 step scales for constant CIELAB hue 294/360 = 0.816 (left)

5 step scales for constant CIELAB hue 306/360 = 0.851 (right)

BAM-test chart NE28; Colorimetric systems TLS70 & TLS00
 D65: Coordinate systems of 5 step colour scales for 10 hues

input: olv* setrgbcolor
 output: no change compared to input

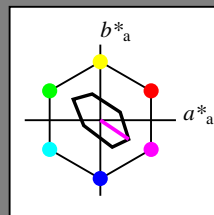
See for similar files: <http://www.ps.bam.de/NE28/>
 Technical information: <http://www.ps.bam.de>
 Version 2.1, io=1,1

BAM registration: 20060101-NE28/10L/L28E04NP.PS/.PDF
 application for evaluation and measurement of printer or monitor systems
 BAM material: code=rh4ta
 /NE28; Font: 5/10; Serie 1/1; Page: 5 Page count: 5

Input: Colorimetric Television Luminous System TLS70

for hue $h^* = lab^*h = 326/360 = 0.906$
 lab^*tch and lab^*nch

D65: hue M
 LCH*Ma: 79 45 326
 olv*Ma: 1.0 0.0 1.0



TLS70; adapted (a) CIELAB data

	$L^*=L^*_a$	a^*_a	b^*_a	$C^*_{ab,a}$	$h^*_{ab,a}$
O_m	76.43	26.27	10.57	28.32	22
Y_m	93.93	-10.76	34.63	36.27	107
L_m	89.32	-35.8	27.64	45.24	142
C_m	90.93	-21.95	-7.07	23.07	198
V_m	72.1	15.76	-35.63	38.97	294
M_m	78.5	37.52	-25.23	45.22	326
N_m	69.7	0.0	0.0	0.0	0
W_m	95.41	0.0	0.0	0.0	0
$RCIE$	39.92	58.74	27.99	65.07	25
J_{CIE}	81.26	-2.88	71.56	71.62	92
G_{CIE}	52.23	-42.41	13.6	44.55	162
B_{CIE}	30.57	1.41	-46.46	46.49	272

triangle lightness t^*

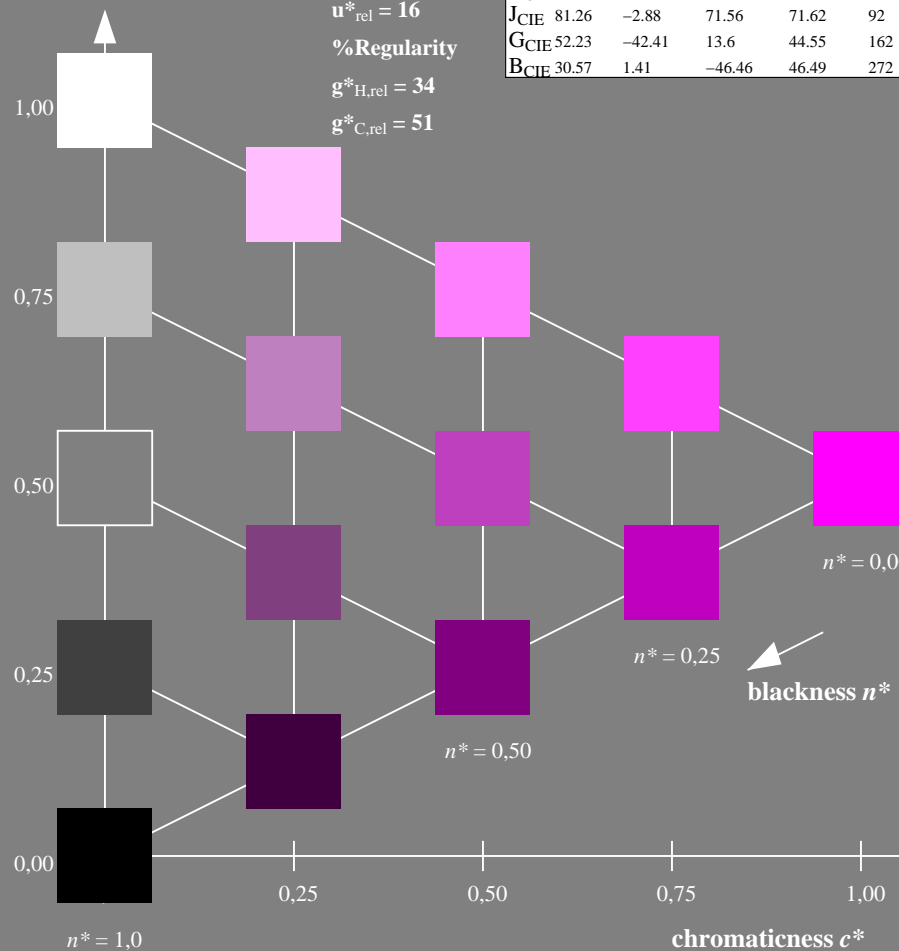
%Gamut

$u^*_{rel} = 16$

%Regularity

$g^*_{H,rel} = 34$

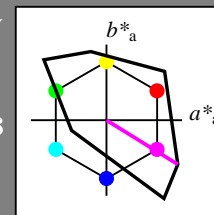
$g^*_{C,rel} = 51$



Output: Colorimetric Television Luminous System TLS00

for hue $h^* = lab^*h = 328/360 = 0.912$
 LAB^*LCH , LAB^*NCH

D65: hue M
 LCH*Ma: 57 111 328
 olv*Ma: 1.0 0.0 1.0



TLS00; adapted (a) CIELAB data

	$L^*=L^*_a$	a^*_a	b^*_a	$C^*_{ab,a}$	$h^*_{ab,a}$
O_m	50.5	76.92	64.55	100.42	40
Y_m	92.66	-20.69	90.75	93.08	103
L_m	83.63	-82.75	79.9	115.04	136
C_m	86.88	-46.16	-13.55	48.12	196
V_m	30.39	76.06	-103.59	128.52	306
M_m	57.3	94.35	-58.41	110.97	328
N_m	0.01	0.0	0.0	0.0	0
W_m	95.41	0.0	0.0	0.0	0
$RCIE$	39.92	58.74	27.99	65.07	25
J_{CIE}	81.26	-2.88	71.56	71.62	92
G_{CIE}	52.23	-42.41	13.6	44.55	162
B_{CIE}	30.57	1.41	-46.46	46.49	272

CIELAB lightness L^*

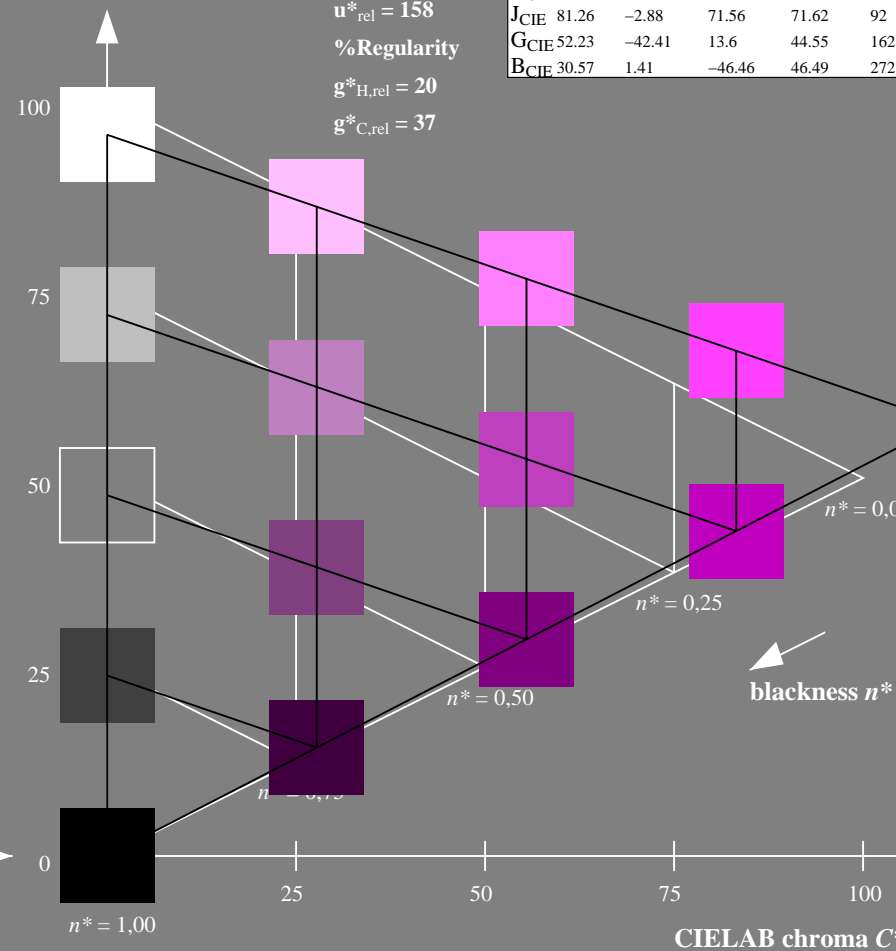
%Gamut

$u^*_{rel} = 158$

%Regularity

$g^*_{H,rel} = 20$

$g^*_{C,rel} = 37$



NE280-7, 5 step scales for constant CIELAB hue 326/360 = 0.906 (left)

5 step scales for constant CIELAB hue 328/360 = 0.912 (right)

BAM-test chart NE28; Colorimetric systems TLS70 & TLS00
 D65: Coordinate systems of 5 step colour scales for 10 hues

input: $olv^* setrgbcolor$
 output: no change compared to input

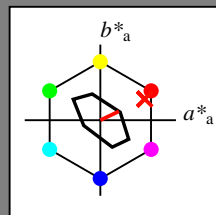
See for similar files: <http://www.ps.bam.de/NE28/>
 Technical information: <http://www.ps.bam.de/NE28/>
 Version 2.1, io=1,1

BAM registration: 20060101-NE28/10L/L28E05NP.PS/.PDF BAM material: code=rh4ta
 application for evaluation and measurement of printer or monitor systems
 /NE28 Form: 6/10, Serie: 1/1, Page: 6 Page count: 6

Input: Colorimetric Television Luminous System TLS70

for hue $h^* = lab^*h = 25/360 = 0.071$
 lab^*tch and lab^*nch

D65: hue R
 LCH*Ma: 77 27 25
 olv*Ma: 1.0 0.05 0.0



TLS70; adapted (a) CIELAB data

	$L^*=L^*_a$	a^*_a	b^*_a	$C^*_{ab,a}$	$h^*_{ab,a}$
O _m	76.43	26.27	10.57	28.32	22
Y _m	93.93	-10.76	34.63	36.27	107
L _m	89.32	-35.8	27.64	45.24	142
C _m	90.93	-21.95	-7.07	23.07	198
V _m	72.1	15.76	-35.63	38.97	294
M _m	78.5	37.52	-25.23	45.22	326
N _m	69.7	0.0	0.0	0.0	0
W _m	95.41	0.0	0.0	0.0	0
R _m	39.92	58.74	27.99	65.07	25
J _m	81.26	-2.88	71.56	71.62	92
G _m	52.23	-42.41	13.6	44.55	162
B _m	30.57	1.41	-46.46	46.49	272

triangle lightness t^*

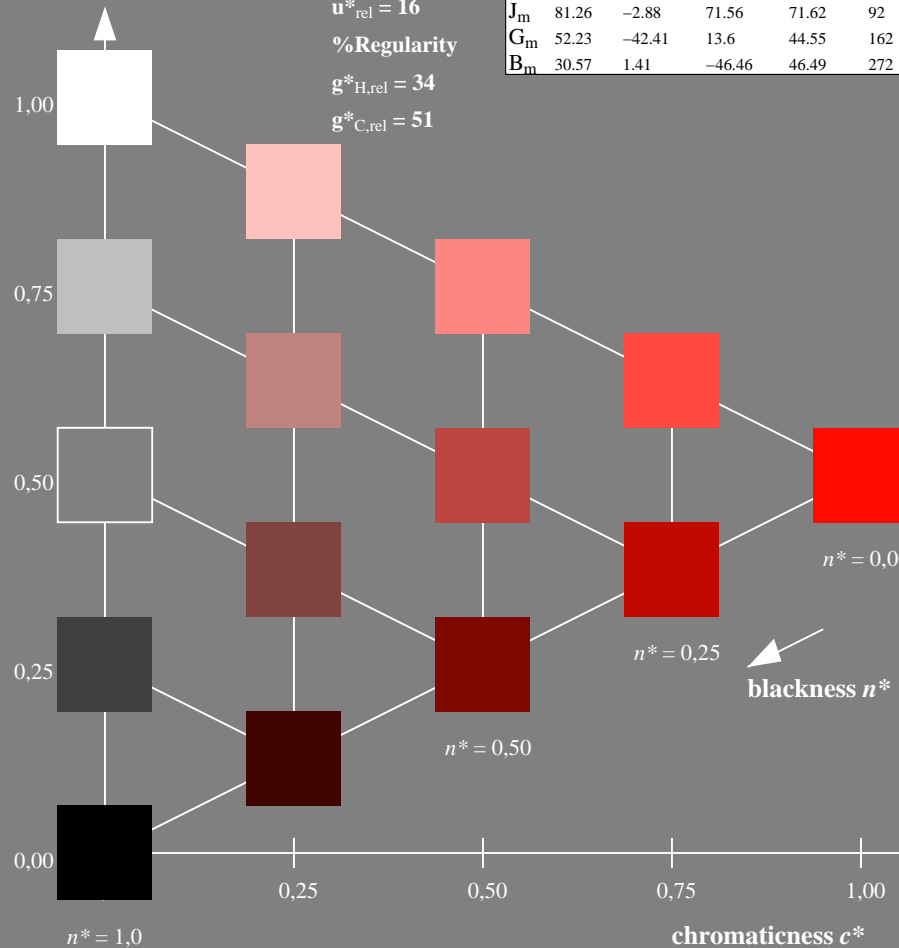
%Gamut

$u^*_{rel} = 16$

%Regularity

$g^*_{H,rel} = 34$

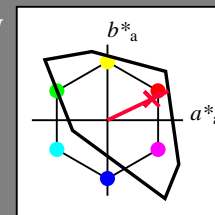
$g^*_{C,rel} = 51$



Output: Colorimetric Television Luminous System TLS00

for hue $h^* = lab^*h = 25/360 = 0.071$
 LAB^*LCH , LAB^*NCH

D65: hue R
 LCH*Ma: 52 89 25
 olv*Ma: 1.0 0.0 0.21



TLS00; adapted (a) CIELAB data

	$L^*=L^*_a$	a^*_a	b^*_a	$C^*_{ab,a}$	$h^*_{ab,a}$
O _m	50.5	76.92	64.55	100.42	40
Y _m	92.66	-20.69	90.75	93.08	103
L _m	83.63	-82.75	79.9	115.04	136
C _m	86.88	-46.16	-13.55	48.12	196
V _m	30.39	76.06	-103.59	128.52	306
M _m	57.3	94.35	-58.41	110.97	328
N _m	0.01	0.0	0.0	0.0	0
W _m	95.41	0.0	0.0	0.0	0
R _m	39.92	58.74	27.99	65.07	25
J _m	81.26	-2.88	71.56	71.62	92
G _m	52.23	-42.41	13.6	44.55	162
B _m	30.57	1.41	-46.46	46.49	272

CIELAB lightness L^*

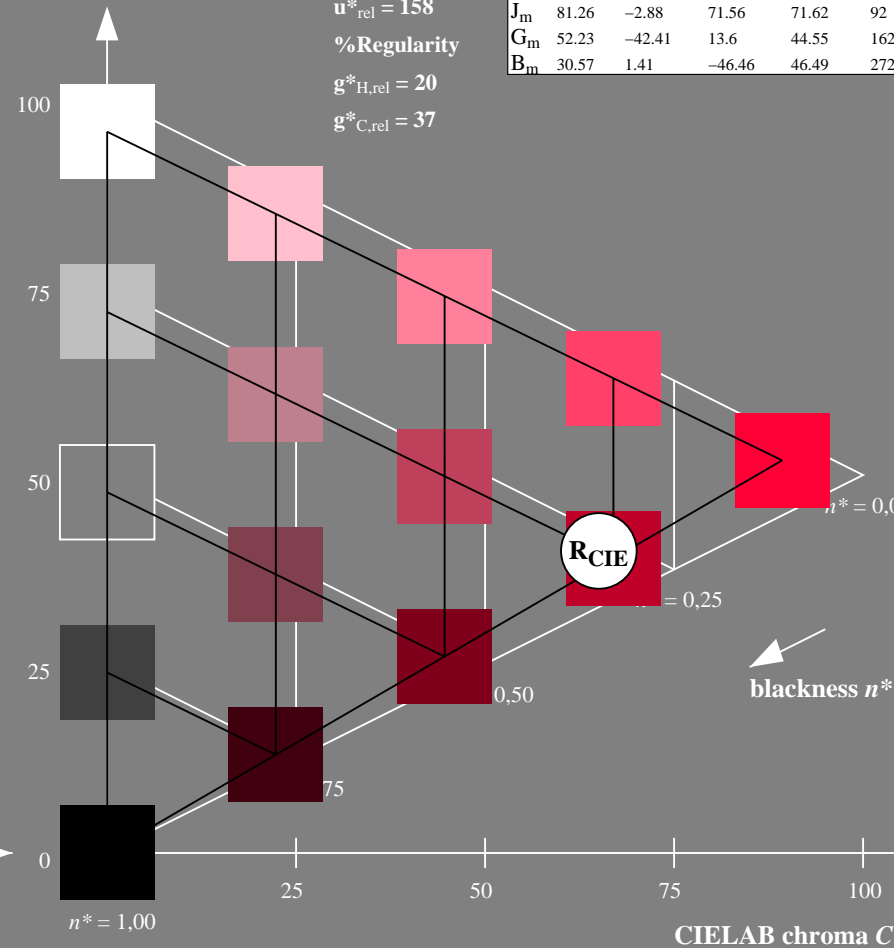
%Gamut

$u^*_{rel} = 158$

%Regularity

$g^*_{H,rel} = 20$

$g^*_{C,rel} = 37$



NE280-7, 5 step scales for constant CIELAB hue 25/360 = 0.071 (left)

5 step scales for constant CIELAB hue 25/360 = 0.071 (right)

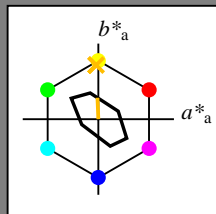
BAM-test chart NE28; Colorimetric systems TLS70 & TLS00
 D65: Coordinate systems of 5 step colour scales for 10 hues

input: olv* setrgbcolor
 output: no change compared to input

Input: Colorimetric Television Luminous System TLS70

for hue $h^* = lab^*h = 92/360 = 0.256$
 lab^*tch and lab^*nch

D65: hue J
 LCH*Ma: 89 28 92
 olv*Ma: 1.0 0.74 0.0



TLS70; adapted (a) CIELAB data

	$L^*=L^*_a$	a^*_a	b^*_a	$C^*_{ab,a}$	$h^*_{ab,a}$
O_m	76.43	26.27	10.57	28.32	22
Y_m	93.93	-10.76	34.63	36.27	107
L_m	89.32	-35.8	27.64	45.24	142
C_m	90.93	-21.95	-7.07	23.07	198
V_m	72.1	15.76	-35.63	38.97	294
M_m	78.5	37.52	-25.23	45.22	326
N_m	69.7	0.0	0.0	0.0	0
W_m	95.41	0.0	0.0	0.0	0
R_m	39.92	58.74	27.99	65.07	25
J_m	81.26	-2.88	71.56	71.62	92
G_m	52.23	-42.41	13.6	44.55	162
B_m	30.57	1.41	-46.46	46.49	272

triangle lightness t^*

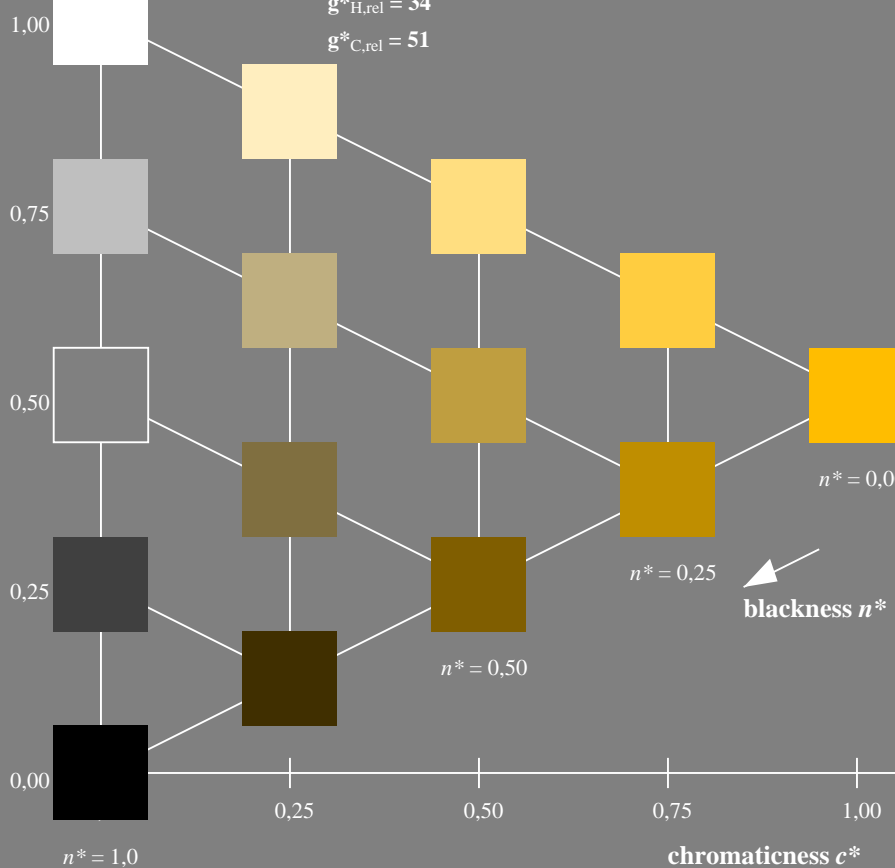
%Gamut

$u^*_{rel} = 16$

%Regularity

$g^*_{H,rel} = 34$

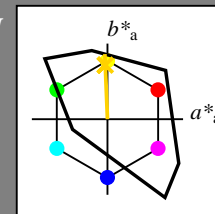
$g^*_{C,rel} = 51$



Output: Colorimetric Television Luminous System TLS00

for hue $h^* = lab^*h = 92/360 = 0.256$
 LAB^*LCH, LAB^*NCH

D65: hue J
 LCH*Ma: 85 86 92
 olv*Ma: 1.0 0.82 0.0



TLS00; adapted (a) CIELAB data

	$L^*=L^*_a$	a^*_a	b^*_a	$C^*_{ab,a}$	$h^*_{ab,a}$
O_m	50.5	76.92	64.55	100.42	40
Y_m	92.66	-20.69	90.75	93.08	103
L_m	83.63	-82.75	79.9	115.04	136
C_m	86.88	-46.16	-13.55	48.12	196
V_m	30.39	76.06	-103.59	128.52	306
M_m	57.3	94.35	-58.41	110.97	328
N_m	0.01	0.0	0.0	0.0	0
W_m	95.41	0.0	0.0	0.0	0
R_m	39.92	58.74	27.99	65.07	25
J_m	81.26	-2.88	71.56	71.62	92
G_m	52.23	-42.41	13.6	44.55	162
B_m	30.57	1.41	-46.46	46.49	272

CIELAB lightness L^*

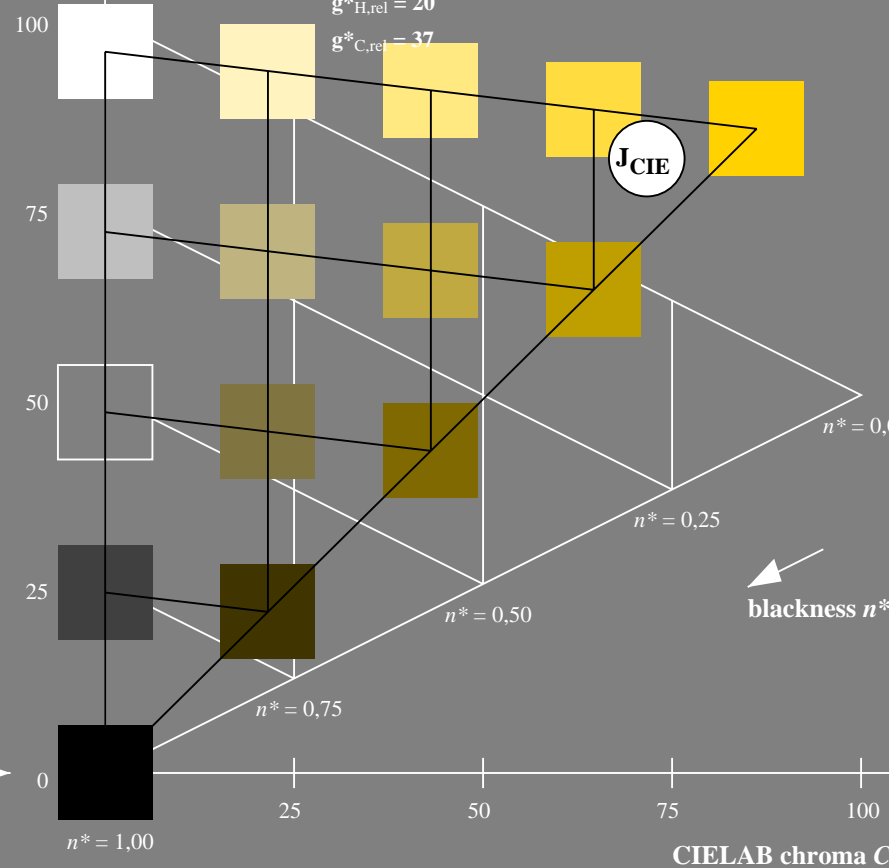
%Gamut

$u^*_{rel} = 158$

%Regularity

$g^*_{H,rel} = 20$

$g^*_{C,rel} = 37$



NE280-7, 5 step scales for constant CIE hue 92/360 = 0.256 (left)

5 step scales for constant CIE hue 92/360 = 0.256 (right)

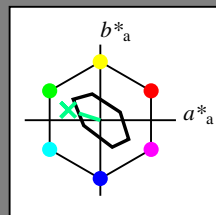
BAM-test chart NE28; Colorimetric systems TLS70 & TLS00
 D65: Coordinate systems of 5 step colour scales for 10 hues

input: olv* setrgbcolor
 output: no change compared to input

Input: Colorimetric Television Luminous System TLS70

for hue $h^* = lab^*h = 162/360 = 0.451$
 lab^*tch and lab^*nch

D65: hue G
 LCH*Ma: 90 30 162
 olv*Ma: 0.0 1.0 0.53



TLS70; adapted (a) CIELAB data

	$L^*=L^*_a$	a^*_a	b^*_a	$C^*_{ab,a}$	$h^*_{ab,a}$
O _m	76.43	26.27	10.57	28.32	22
Y _m	93.93	-10.76	34.63	36.27	107
L _m	89.32	-35.8	27.64	45.24	142
C _m	90.93	-21.95	-7.07	23.07	198
V _m	72.1	15.76	-35.63	38.97	294
M _m	78.5	37.52	-25.23	45.22	326
N _m	69.7	0.0	0.0	0.0	0
W _m	95.41	0.0	0.0	0.0	0
R _m	39.92	58.74	27.99	65.07	25
J _m	81.26	-2.88	71.56	71.62	92
G _m	52.23	-42.41	13.6	44.55	162
B _m	30.57	1.41	-46.46	46.49	272

triangle lightness t^*

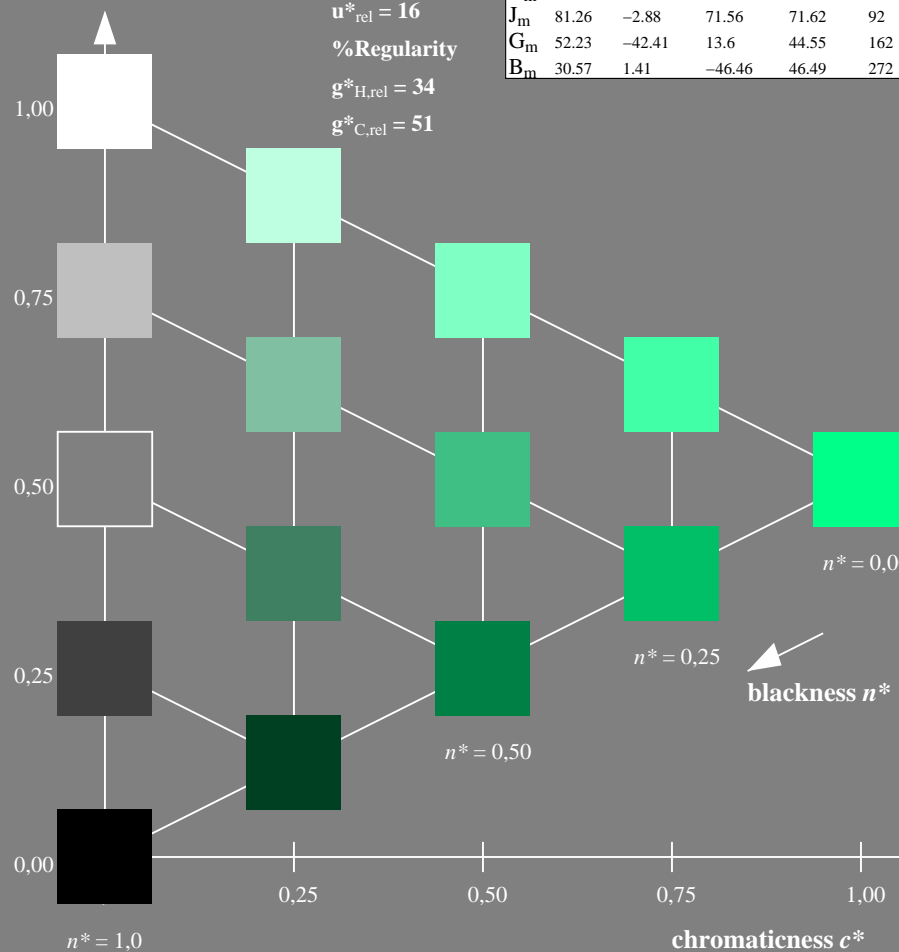
%Gamut

$u^*_{rel} = 16$

%Regularity

$g^*_{H,rel} = 34$

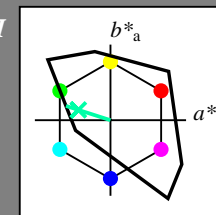
$g^*_{C,rel} = 51$



Output: Colorimetric Television Luminous System TLS00

for hue $h^* = lab^*h = 162/360 = 0.451$
 LAB^*LCH, LAB^*NCH

D65: hue G
 LCH*Ma: 86 62 162
 olv*Ma: 0.0 1.0 0.65



TLS00; adapted (a) CIELAB data

	$L^*=L^*_a$	a^*_a	b^*_a	$C^*_{ab,a}$	$h^*_{ab,a}$
O _m	50.5	76.92	64.55	100.42	40
Y _m	92.66	-20.69	90.75	93.08	103
L _m	83.63	-82.75	79.9	115.04	136
C _m	86.88	-46.16	-13.55	48.12	196
V _m	30.39	76.06	-103.59	128.52	306
M _m	57.3	94.35	-58.41	110.97	328
N _m	0.01	0.0	0.0	0.0	0
W _m	95.41	0.0	0.0	0.0	0
R _m	39.92	58.74	27.99	65.07	25
J _m	81.26	-2.88	71.56	71.62	92
G _m	52.23	-42.41	13.6	44.55	162
B _m	30.57	1.41	-46.46	46.49	272

CIELAB lightness L^*

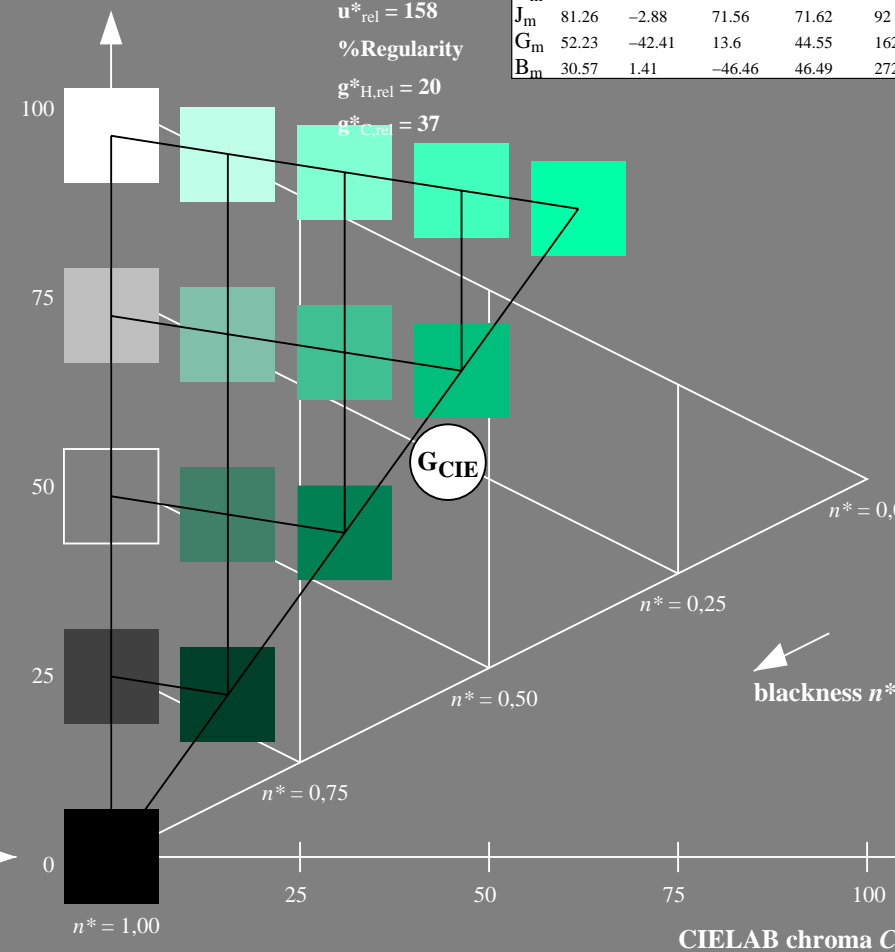
%Gamut

$u^*_{rel} = 158$

%Regularity

$g^*_{H,rel} = 20$

$g^*_{C,rel} = 37$



NE280-7, 5 step scales for constant CIELAB hue 162/360 = 0.451 (left)

5 step scales for constant CIELAB hue 162/360 = 0.451 (right)

BAM-test chart NE28; Colorimetric systems TLS70 & TLS00
 D65: Coordinate systems of 5 step colour scales for 10 hues

input: $olv^* setrgbcolor$
 output: no change compared to input

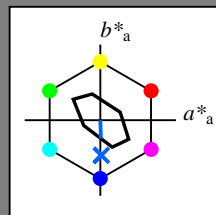
See for similar files: <http://www.ps.bam.de/NE28/>
 Technical information: <http://www.ps.bam.de/NE28/>
 Version 2.1, io=1,1

BAM registration: 20060101-NE28/10L/L28E08NP.PS/.PDF BAM material: code=rh4ta
 application for evaluation and measurement of printer or monitor systems
 /NE28/ Form: 9/10, Serie: 1/1, Page: 9 Page count: 9

Input: Colorimetric Television Luminous System TLS70

for hue $h^* = lab^*h = 272/360 = 0.755$
 lab^*tch and lab^*nch

D65: hue B
 LCH*Ma: 80 24 272
 olv*Ma: 0.0 0.4 1.0



TLS70; adapted (a) CIELAB data

	$L^*=L^*_a$	a^*_a	b^*_a	$C^*_{ab,a}$	$h^*_{ab,a}$
O _m	76.43	26.27	10.57	28.32	22
Y _m	93.93	-10.76	34.63	36.27	107
L _m	89.32	-35.8	27.64	45.24	142
C _m	90.93	-21.95	-7.07	23.07	198
V _m	72.1	15.76	-35.63	38.97	294
M _m	78.5	37.52	-25.23	45.22	326
N _m	69.7	0.0	0.0	0.0	0
W _m	95.41	0.0	0.0	0.0	0
R _m	39.92	58.74	27.99	65.07	25
J _m	81.26	-2.88	71.56	71.62	92
G _m	52.23	-42.41	13.6	44.55	162
B _m	30.57	1.41	-46.46	46.49	272

triangle lightness t^*

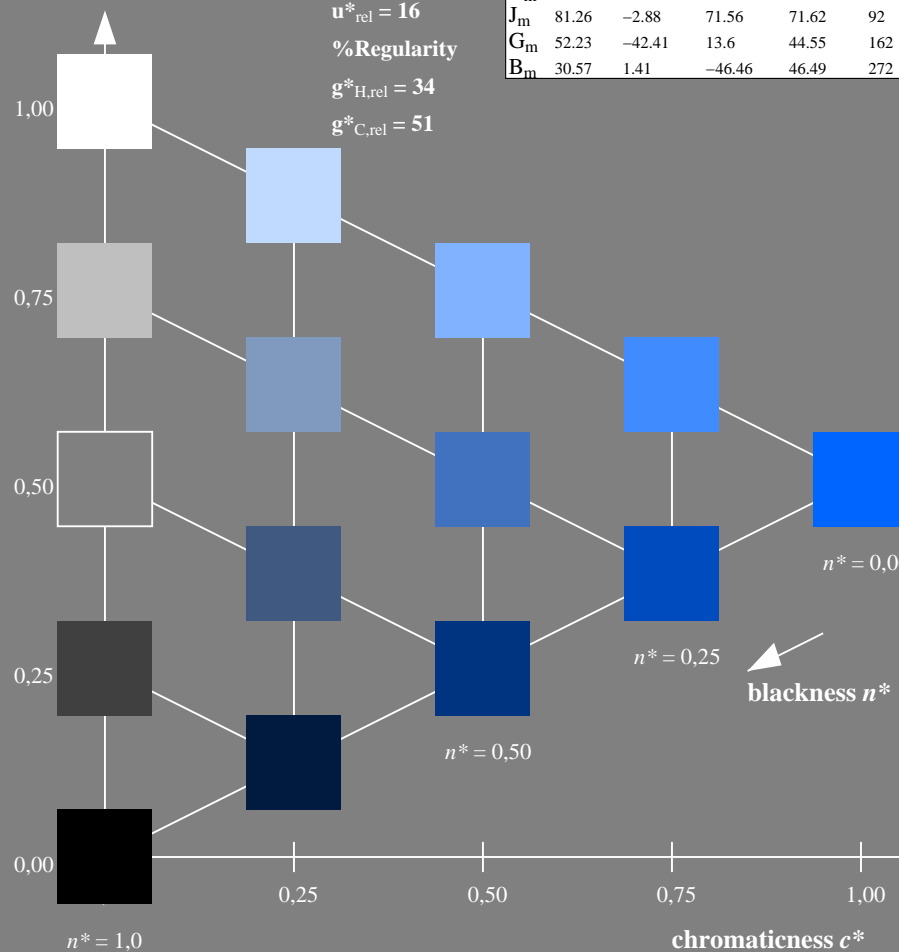
%Gamut

$u^*_{rel} = 16$

%Regularity

$g^*_{H,rel} = 34$

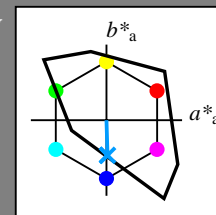
$g^*_{C,rel} = 51$



Output: Colorimetric Television Luminous System TLS00

for hue $h^* = lab^*h = 272/360 = 0.755$
 LAB^*LCH , LAB^*NCH

D65: hue B
 LCH*Ma: 65 49 272
 olv*Ma: 0.0 0.61 1.0



TLS00; adapted (a) CIELAB data

	$L^*=L^*_a$	a^*_a	b^*_a	$C^*_{ab,a}$	$h^*_{ab,a}$
O _m	50.5	76.92	64.55	100.42	40
Y _m	92.66	-20.69	90.75	93.08	103
L _m	83.63	-82.75	79.9	115.04	136
C _m	86.88	-46.16	-13.55	48.12	196
V _m	30.39	76.06	-103.59	128.52	306
M _m	57.3	94.35	-58.41	110.97	328
N _m	0.01	0.0	0.0	0.0	0
W _m	95.41	0.0	0.0	0.0	0
R _m	39.92	58.74	27.99	65.07	25
J _m	81.26	-2.88	71.56	71.62	92
G _m	52.23	-42.41	13.6	44.55	162
B _m	30.57	1.41	-46.46	46.49	272

CIELAB lightness L^*

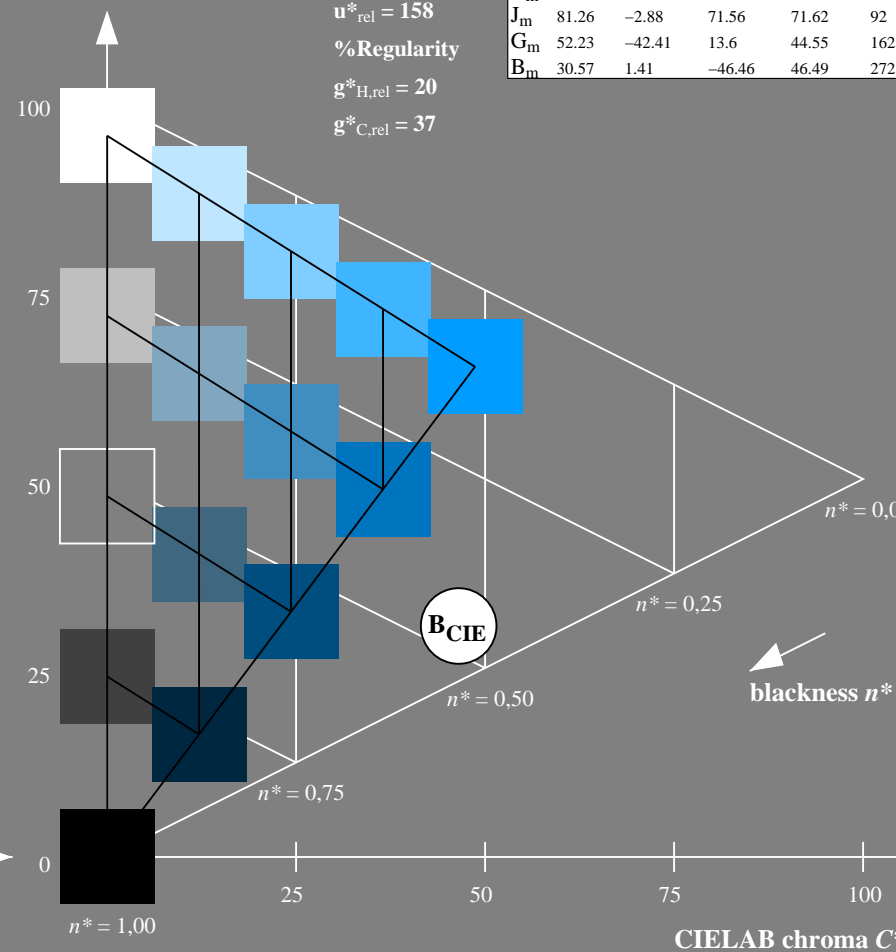
%Gamut

$u^*_{rel} = 158$

%Regularity

$g^*_{H,rel} = 20$

$g^*_{C,rel} = 37$



NE280-7, 5 step scales for constant CIELAB hue 272/360 = 0.755 (left)

5 step scales for constant CIELAB hue 272/360 = 0.755 (right)

BAM-test chart NE28; Colorimetric systems TLS70 & TLS00
 D65: Coordinate systems of 5 step colour scales for 10 hues

input: olv* setrgbcolor
 output: no change compared to input