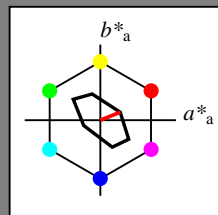


Input: Colorimetric Television Luminous System TLS70

for hue  $h^* = lab^*h = 22/360 = 0.061$   
 $lab^*tch$  and  $lab^*nch$

D65: hue O  
 LCH\*Ma: 76 28 22  
 olv\*Ma: 1.0 0.0 0.0



**TLS70; adapted (a) CIELAB data**

	$L^*=L^*_a$	$a^*_a$	$b^*_a$	$C^*_{ab,a}$	$h^*_{ab,a}$
$O_m$	76.43	26.27	10.57	28.32	22
$Y_m$	93.93	-10.76	34.63	36.27	107
$L_m$	89.32	-35.8	27.64	45.24	142
$C_m$	90.93	-21.95	-7.07	23.07	198
$V_m$	72.1	15.76	-35.63	38.97	294
$M_m$	78.5	37.52	-25.23	45.22	326
$N_m$	69.7	0.0	0.0	0.0	0
$W_m$	95.41	0.0	0.0	0.0	0
$RCIE$	39.92	58.74	27.99	65.07	25
$J_{CIE}$	81.26	-2.88	71.56	71.62	92
$GCIE$	52.23	-42.41	13.6	44.55	162
$BCIE$	30.57	1.41	-46.46	46.49	272

triangle lightness  $t^*$

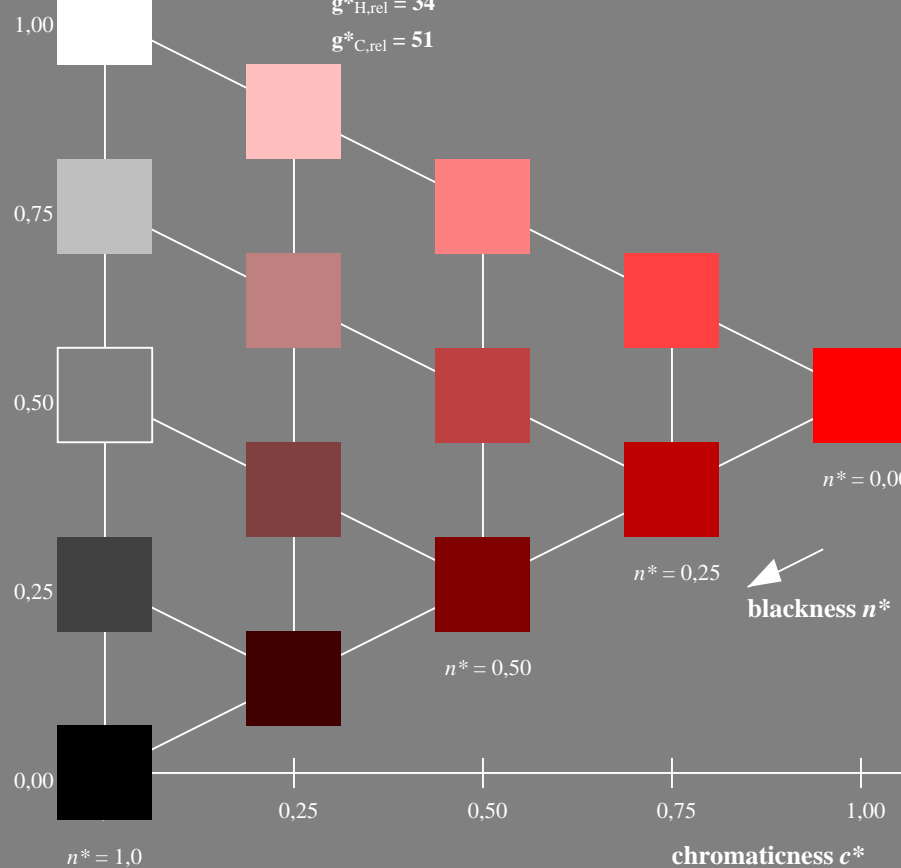
%Gamut

$u^*_{rel} = 16$

%Regularity

$g^*_{H,rel} = 34$

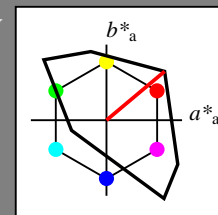
$g^*_{C,rel} = 51$



Output: Colorimetric Television Luminous System TLS00

for hue  $h^* = lab^*h = 40/360 = 0.111$   
 $LAB^*LCH$ ,  $LAB^*NCH$

D65: hue O  
 LCH\*Ma: 51 100 40  
 olv\*Ma: 1.0 0.0 0.0



**TLS00; adapted (a) CIELAB data**

	$L^*=L^*_a$	$a^*_a$	$b^*_a$	$C^*_{ab,a}$	$h^*_{ab,a}$
$O_m$	50.5	76.92	64.55	100.42	40
$Y_m$	92.66	-20.69	90.75	93.08	103
$L_m$	83.63	-82.75	79.9	115.04	136
$C_m$	86.88	-46.16	-13.55	48.12	196
$V_m$	30.39	76.06	-103.59	128.52	306
$M_m$	57.3	94.35	-58.41	110.97	328
$N_m$	0.01	0.0	0.0	0.0	0
$W_m$	95.41	0.0	0.0	0.0	0
$RCIE$	39.92	58.74	27.99	65.07	25
$J_{CIE}$	81.26	-2.88	71.56	71.62	92
$GCIE$	52.23	-42.41	13.6	44.55	162
$BCIE$	30.57	1.41	-46.46	46.49	272

CIELAB lightness  $L^*$

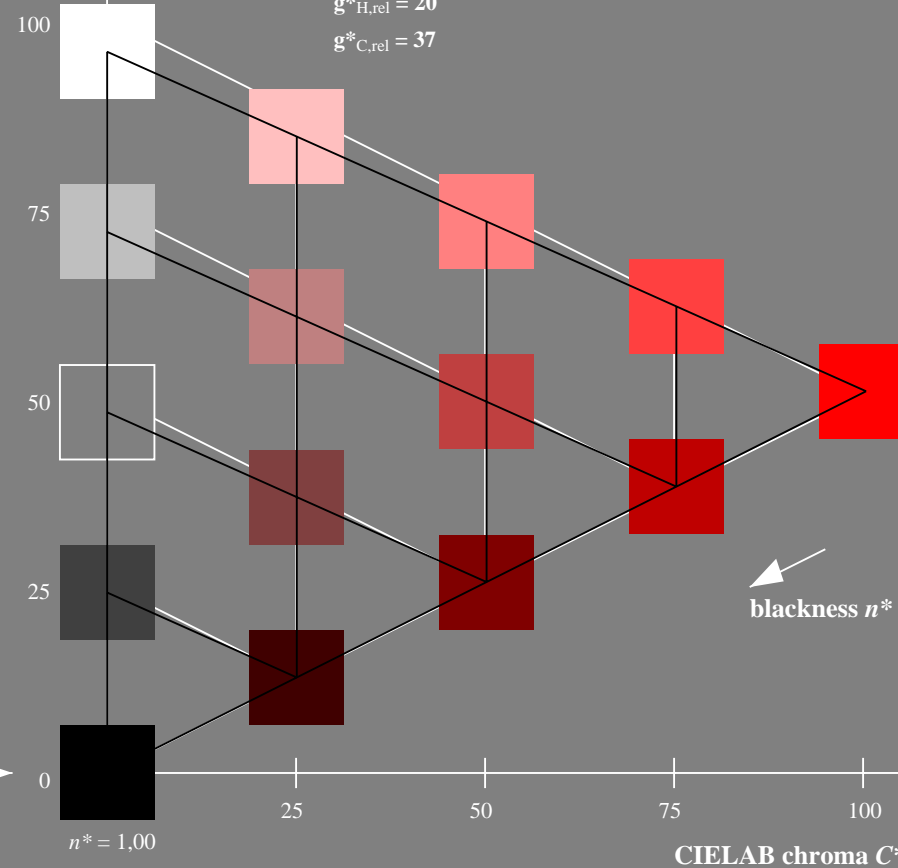
%Gamut

$u^*_{rel} = 158$

%Regularity

$g^*_{H,rel} = 20$

$g^*_{C,rel} = 37$



NE280-7, 5 step scales for constant CIELAB hue 22/360 = 0.061 (left)

5 step scales for constant CIELAB hue 40/360 = 0.111 (right)

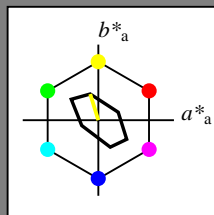
BAM-test chart NE28; Colorimetric systems TLS70 & TLS00  
 D65: Coordinate systems of 5 step colour scales for 10 hues

input:  $olv^* setrgbcolor$   
 output: no change compared to input

Input: Colorimetric Television Luminous System TLS70

for hue  $h^* = lab^*h = 107/360 = 0.298$   
 $lab^*tch$  and  $lab^*nch$

D65: hue Y  
 LCH\*Ma: 94 36 107  
 olv\*Ma: 1.0 1.0 0.0



**TLS70; adapted (a) CIELAB data**

	$L^*=L^*_a$	$a^*_a$	$b^*_a$	$C^*_{ab,a}$	$h^*_{ab,a}$
$O_m$	76.43	26.27	10.57	28.32	22
$Y_m$	93.93	-10.76	34.63	36.27	107
$L_m$	89.32	-35.8	27.64	45.24	142
$C_m$	90.93	-21.95	-7.07	23.07	198
$V_m$	72.1	15.76	-35.63	38.97	294
$M_m$	78.5	37.52	-25.23	45.22	326
$N_m$	69.7	0.0	0.0	0.0	0
$W_m$	95.41	0.0	0.0	0.0	0
$RCIE$	39.92	58.74	27.99	65.07	25
$J_{CIE}$	81.26	-2.88	71.56	71.62	92
$G_{CIE}$	52.23	-42.41	13.6	44.55	162
$B_{CIE}$	30.57	1.41	-46.46	46.49	272

triangle lightness  $t^*$

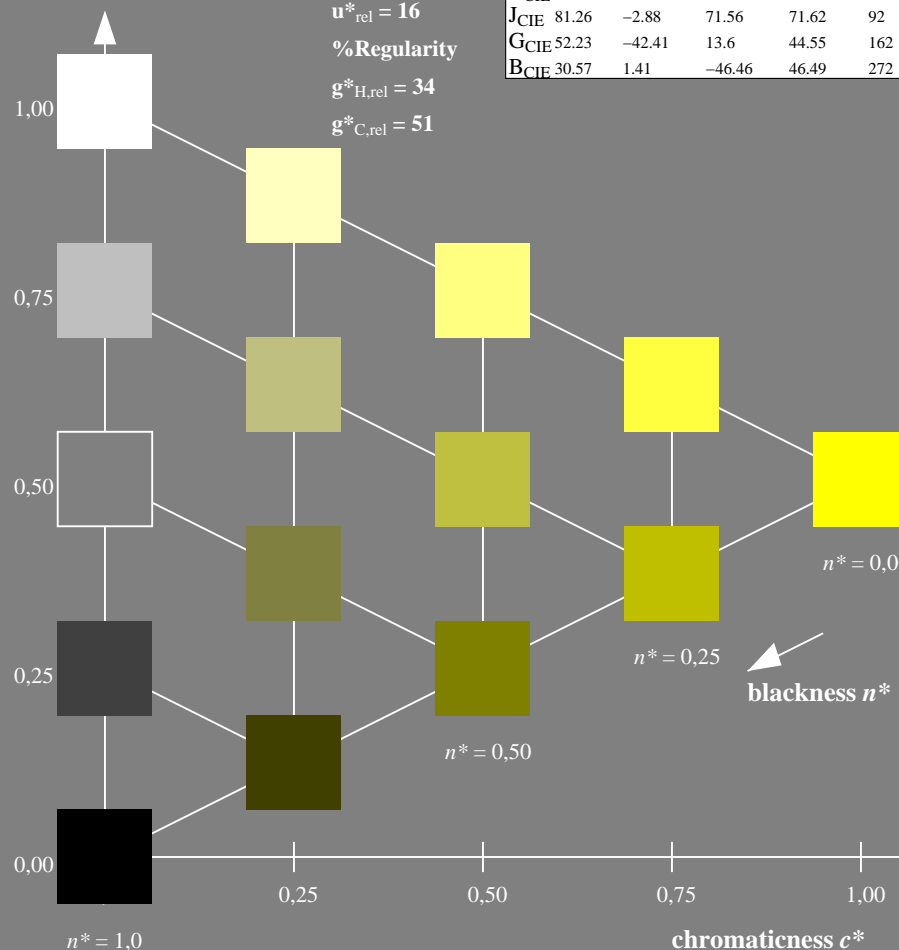
%Gamut

$u^*_{rel} = 16$

%Regularity

$g^*_{H,rel} = 34$

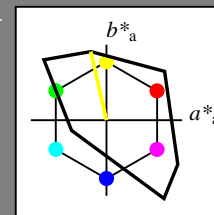
$g^*_{C,rel} = 51$



Output: Colorimetric Television Luminous System TLS00

for hue  $h^* = lab^*h = 103/360 = 0.286$   
 $LAB^*LCH$ ,  $LAB^*NCH$

D65: hue Y  
 LCH\*Ma: 93 93 103  
 olv\*Ma: 1.0 1.0 0.0



**TLS00; adapted (a) CIELAB data**

	$L^*=L^*_a$	$a^*_a$	$b^*_a$	$C^*_{ab,a}$	$h^*_{ab,a}$
$O_m$	50.5	76.92	64.55	100.42	40
$Y_m$	92.66	-20.69	90.75	93.08	103
$L_m$	83.63	-82.75	79.9	115.04	136
$C_m$	86.88	-46.16	-13.55	48.12	196
$V_m$	30.39	76.06	-103.59	128.52	306
$M_m$	57.3	94.35	-58.41	110.97	328
$N_m$	0.01	0.0	0.0	0.0	0
$W_m$	95.41	0.0	0.0	0.0	0
$RCIE$	39.92	58.74	27.99	65.07	25
$J_{CIE}$	81.26	-2.88	71.56	71.62	92
$G_{CIE}$	52.23	-42.41	13.6	44.55	162
$B_{CIE}$	30.57	1.41	-46.46	46.49	272

CIELAB lightness  $L^*$

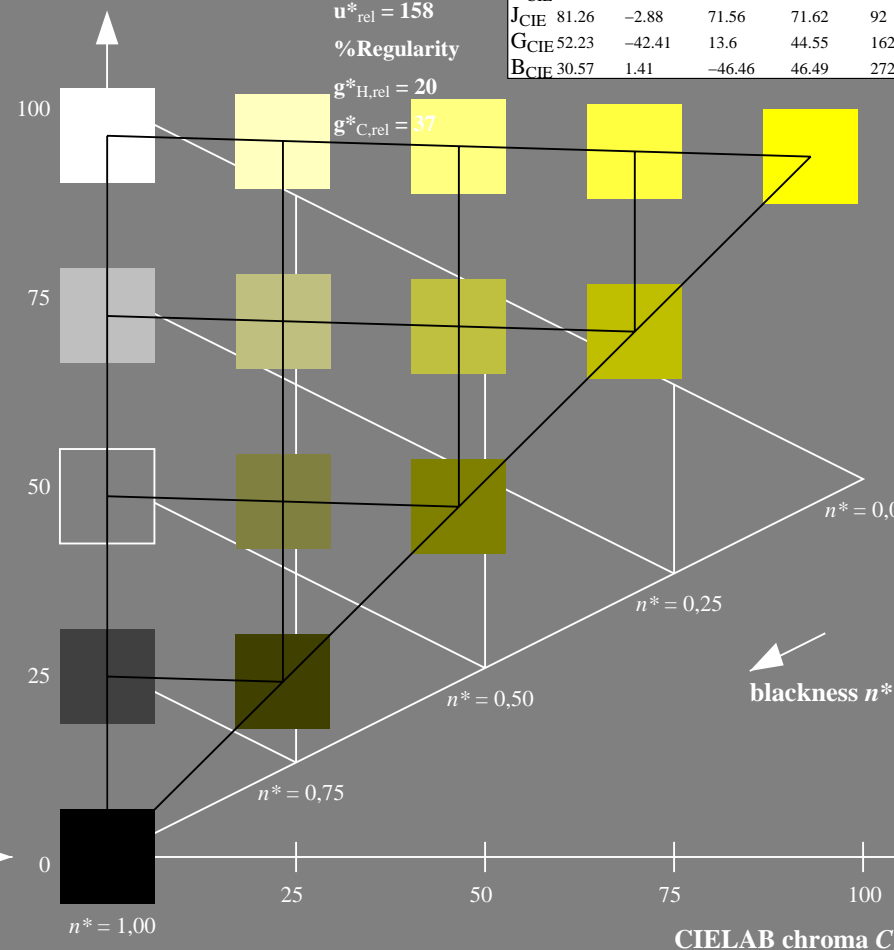
%Gamut

$u^*_{rel} = 158$

%Regularity

$g^*_{H,rel} = 20$

$g^*_{C,rel} = 37$



NE280-7, 5 step scales for constant CIELAB hue 107/360 = 0.298 (left)

5 step scales for constant CIELAB hue 103/360 = 0.286 (right)

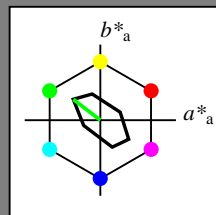
BAM-test chart NE28; Colorimetric systems TLS70 & TLS00  
 D65: Coordinate systems of 5 step colour scales for 10 hues

input: olv\* setrgbcolor  
 output: no change compared to input

Input: Colorimetric Television Luminous System TLS70

for hue  $h^* = lab^*h = 142/360 = 0.395$   
 $lab^*tch$  and  $lab^*nch$

D65: hue L  
 LCH\*Ma: 89 45 142  
 olv\*Ma: 0.0 1.0 0.0



**TLS70; adapted (a) CIELAB data**

	$L^*=L^*_a$	$a^*_a$	$b^*_a$	$C^*_{ab,a}$	$h^*_{ab,a}$
$O_m$	76.43	26.27	10.57	28.32	22
$Y_m$	93.93	-10.76	34.63	36.27	107
$L_m$	89.32	-35.8	27.64	45.24	142
$C_m$	90.93	-21.95	-7.07	23.07	198
$V_m$	72.1	15.76	-35.63	38.97	294
$M_m$	78.5	37.52	-25.23	45.22	326
$N_m$	69.7	0.0	0.0	0.0	0
$W_m$	95.41	0.0	0.0	0.0	0
$R_{CIE}$	39.92	58.74	27.99	65.07	25
$J_{CIE}$	81.26	-2.88	71.56	71.62	92
$G_{CIE}$	52.23	-42.41	13.6	44.55	162
$B_{CIE}$	30.57	1.41	-46.46	46.49	272

triangle lightness  $t^*$

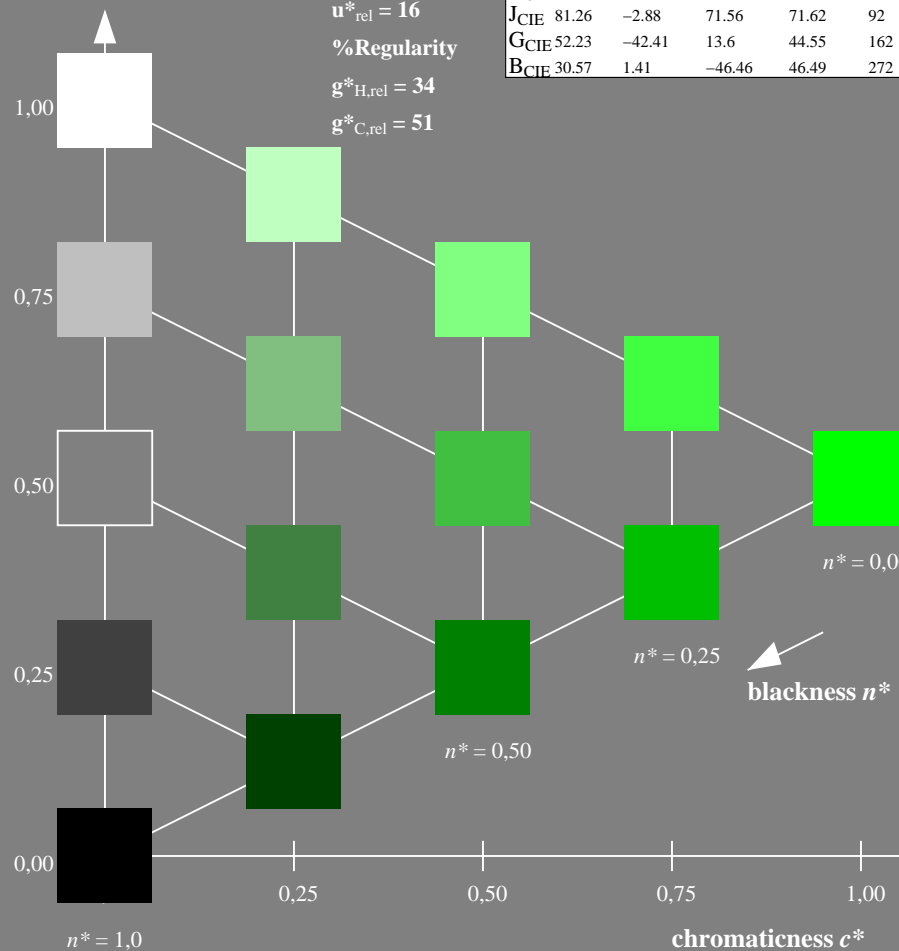
%Gamut

$u^*_{rel} = 16$

%Regularity

$g^*_{H,rel} = 34$

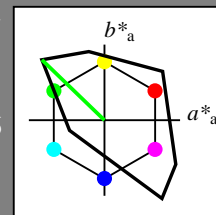
$g^*_{C,rel} = 51$



Output: Colorimetric Television Luminous System TLS00

for hue  $h^* = lab^*h = 136/360 = 0.378$   
 $LAB^*LCH$ ,  $LAB^*NCH$

D65: hue L  
 LCH\*Ma: 84 115 136  
 olv\*Ma: 0.0 1.0 0.0



**TLS00; adapted (a) CIELAB data**

	$L^*=L^*_a$	$a^*_a$	$b^*_a$	$C^*_{ab,a}$	$h^*_{ab,a}$
$O_m$	50.5	76.92	64.55	100.42	40
$Y_m$	92.66	-20.69	90.75	93.08	103
$L_m$	83.63	-82.75	79.9	115.04	136
$C_m$	86.88	-46.16	-13.55	48.12	196
$V_m$	30.39	76.06	-103.59	128.52	306
$M_m$	57.3	94.35	-58.41	110.97	328
$N_m$	0.01	0.0	0.0	0.0	0
$W_m$	95.41	0.0	0.0	0.0	0
$R_{CIE}$	39.92	58.74	27.99	65.07	25
$J_{CIE}$	81.26	-2.88	71.56	71.62	92
$G_{CIE}$	52.23	-42.41	13.6	44.55	162
$B_{CIE}$	30.57	1.41	-46.46	46.49	272

CIELAB lightness  $L^*$

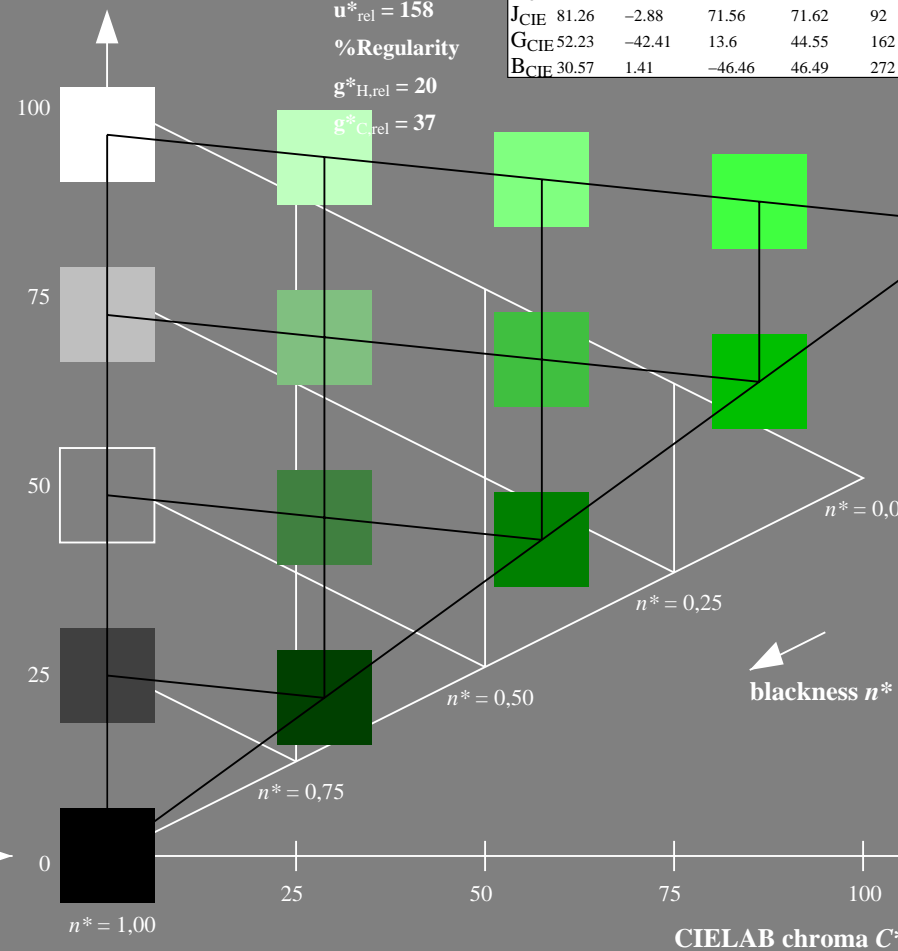
%Gamut

$u^*_{rel} = 158$

%Regularity

$g^*_{H,rel} = 20$

$g^*_{C,rel} = 37$



NE280-7, 5 step scales for constant CIELAB hue 142/360 = 0.395 (left)

5 step scales for constant CIELAB hue 136/360 = 0.378 (right)

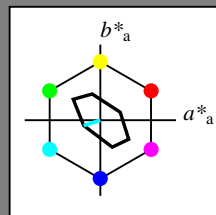
BAM-test chart NE28; Colorimetric systems TLS70 & TLS00  
 D65: Coordinate systems of 5 step colour scales for 10 hues

input: olv\* setrgbcolor  
 output: no change compared to input

Input: Colorimetric Television Luminous System TLS70

for hue  $h^* = lab^*h = 198/360 = 0.55$   
 $lab^*tch$  and  $lab^*nch$

D65: hue C  
 LCH\*Ma: 91 23 198  
 olv\*Ma: 0.0 1.0 1.0



**TLS70; adapted (a) CIELAB data**

	$L^*=L^*_a$	$a^*_a$	$b^*_a$	$C^*_{ab,a}$	$h^*_{ab,a}$
$O_m$	76.43	26.27	10.57	28.32	22
$Y_m$	93.93	-10.76	34.63	36.27	107
$L_m$	89.32	-35.8	27.64	45.24	142
$C_m$	90.93	-21.95	-7.07	23.07	198
$V_m$	72.1	15.76	-35.63	38.97	294
$M_m$	78.5	37.52	-25.23	45.22	326
$N_m$	69.7	0.0	0.0	0.0	0
$W_m$	95.41	0.0	0.0	0.0	0
$RCIE$	39.92	58.74	27.99	65.07	25
$J_{CIE}$	81.26	-2.88	71.56	71.62	92
$G_{CIE}$	52.23	-42.41	13.6	44.55	162
$B_{CIE}$	30.57	1.41	-46.46	46.49	272

triangle lightness  $t^*$

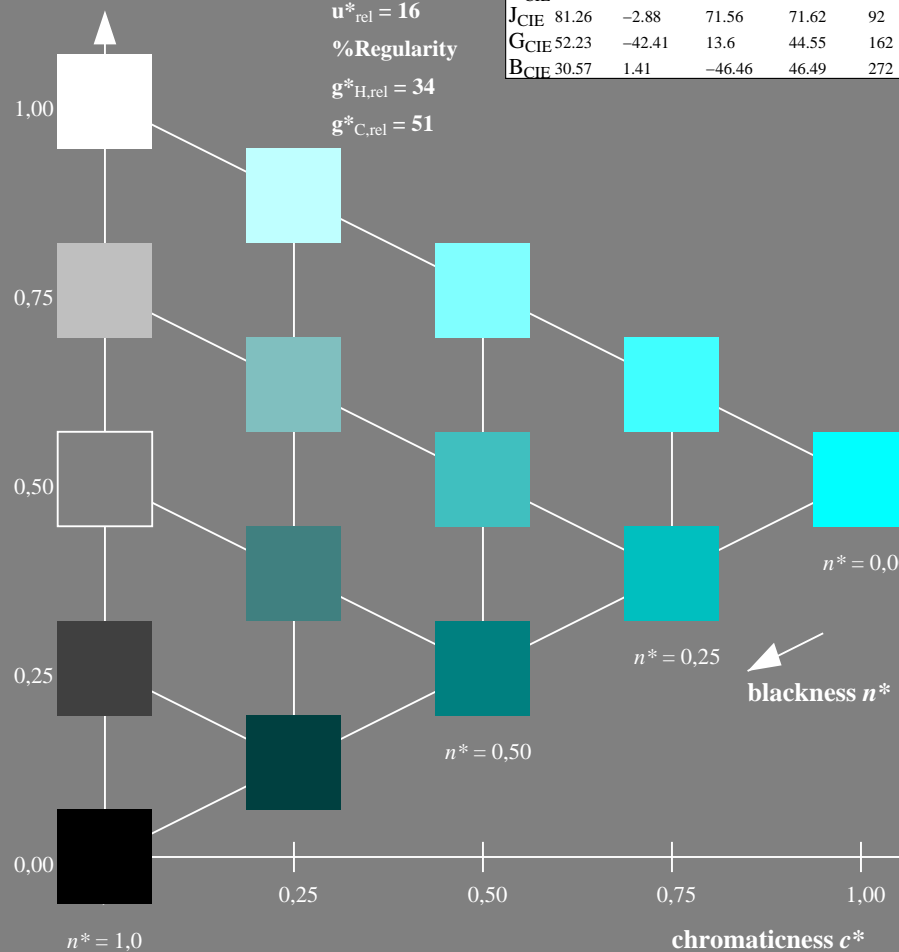
%Gamut

$u^*_{rel} = 16$

%Regularity

$g^*_{H,rel} = 34$

$g^*_{C,rel} = 51$

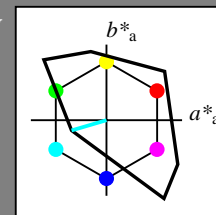


NE280-7, 5 step scales for constant CIELAB hue 198/360 = 0.55 (left)

Output: Colorimetric Television Luminous System TLS00

for hue  $h^* = lab^*h = 196/360 = 0.545$   
 $LAB^*LCH, LAB^*NCH$

D65: hue C  
 LCH\*Ma: 87 48 196  
 olv\*Ma: 0.0 1.0 1.0



**TLS00; adapted (a) CIELAB data**

	$L^*=L^*_a$	$a^*_a$	$b^*_a$	$C^*_{ab,a}$	$h^*_{ab,a}$
$O_m$	50.5	76.92	64.55	100.42	40
$Y_m$	92.66	-20.69	90.75	93.08	103
$L_m$	83.63	-82.75	79.9	115.04	136
$C_m$	86.88	-46.16	-13.55	48.12	196
$V_m$	30.39	76.06	-103.59	128.52	306
$M_m$	57.3	94.35	-58.41	110.97	328
$N_m$	0.01	0.0	0.0	0.0	0
$W_m$	95.41	0.0	0.0	0.0	0
$RCIE$	39.92	58.74	27.99	65.07	25
$J_{CIE}$	81.26	-2.88	71.56	71.62	92
$G_{CIE}$	52.23	-42.41	13.6	44.55	162
$B_{CIE}$	30.57	1.41	-46.46	46.49	272

CIELAB lightness  $L^*$

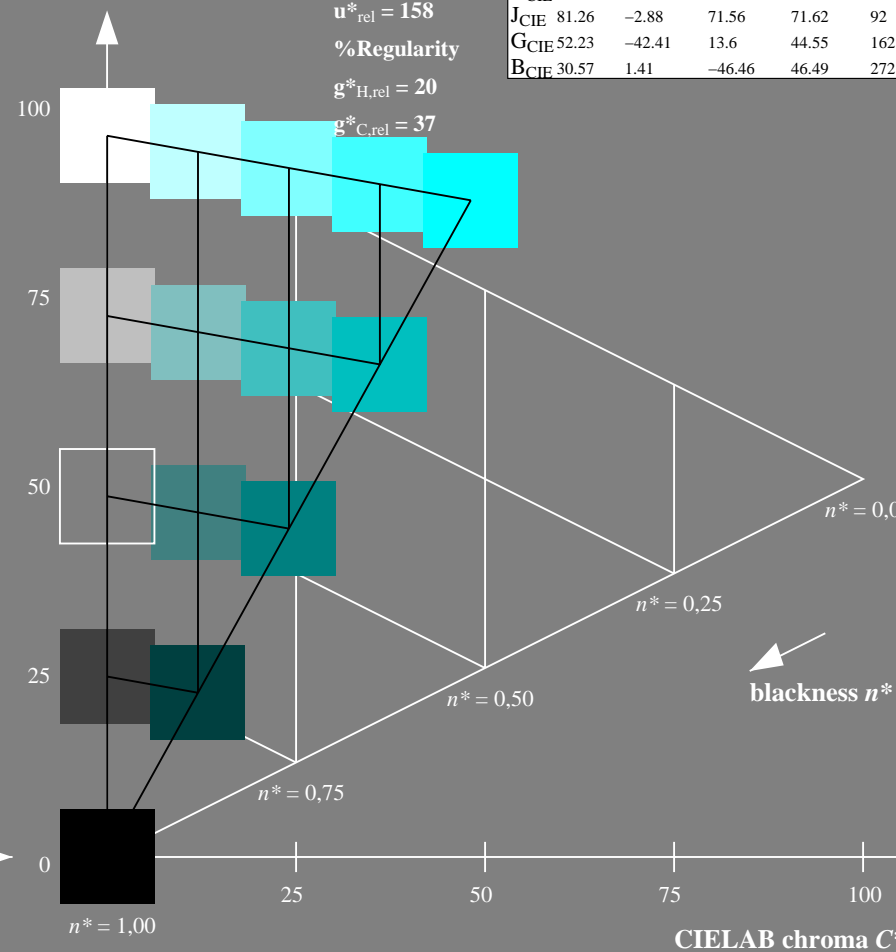
%Gamut

$u^*_{rel} = 158$

%Regularity

$g^*_{H,rel} = 20$

$g^*_{C,rel} = 37$



5 step scales for constant CIELAB hue 196/360 = 0.545 (right)

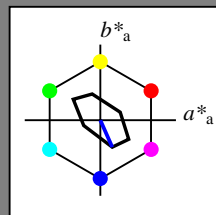
BAM-test chart NE28; Colorimetric systems TLS70 & TLS00  
 D65: Coordinate systems of 5 step colour scales for 10 hues

input: olv\* setrgbcolor  
 output: no change compared to input

Input: Colorimetric Television Luminous System TLS70

for hue  $h^* = lab^*h = 294/360 = 0.816$   
 $lab^*tch$  and  $lab^*nch$

D65: hue V  
 LCH\*Ma: 72 39 294  
 olv\*Ma: 0.0 0.0 1.0



**TLS70; adapted (a) CIELAB data**

	$L^*=L^*_a$	$a^*_a$	$b^*_a$	$C^*_{ab,a}$	$h^*_{ab,a}$
$O_m$	76.43	26.27	10.57	28.32	22
$Y_m$	93.93	-10.76	34.63	36.27	107
$L_m$	89.32	-35.8	27.64	45.24	142
$C_m$	90.93	-21.95	-7.07	23.07	198
$V_m$	72.1	15.76	-35.63	38.97	294
$M_m$	78.5	37.52	-25.23	45.22	326
$N_m$	69.7	0.0	0.0	0.0	0
$W_m$	95.41	0.0	0.0	0.0	0
$RCIE$	39.92	58.74	27.99	65.07	25
$J_{CIE}$	81.26	-2.88	71.56	71.62	92
$GCIE$	52.23	-42.41	13.6	44.55	162
$BCIE$	30.57	1.41	-46.46	46.49	272

triangle lightness  $t^*$

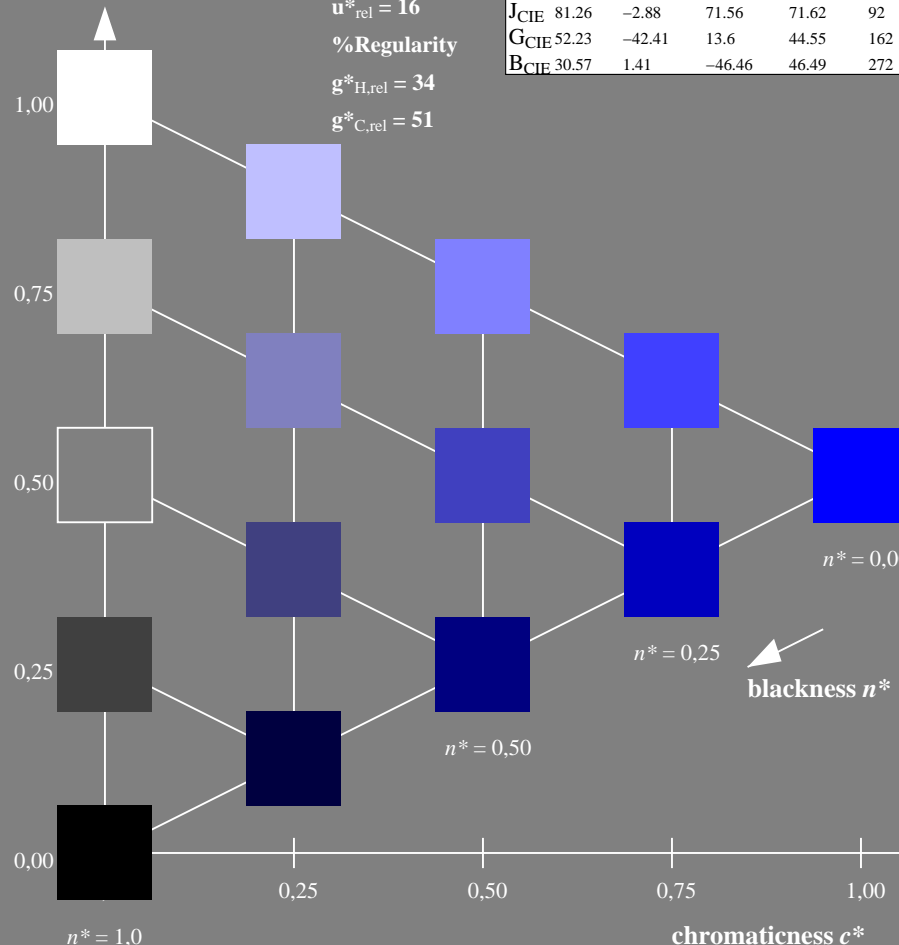
%Gamut

$u^*_{rel} = 16$

%Regularity

$g^*_{H,rel} = 34$

$g^*_{C,rel} = 51$

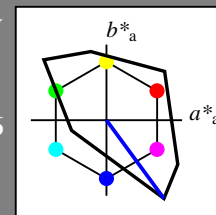


NE280-7, 5 step scales for constant CIELAB hue 294/360 = 0.816 (left)

Output: Colorimetric Television Luminous System TLS00

for hue  $h^* = lab^*h = 306/360 = 0.851$   
 $LAB^*LCH, LAB^*NCH$

D65: hue V  
 LCH\*Ma: 30 129 306  
 olv\*Ma: 0.0 0.0 1.0



**TLS00; adapted (a) CIELAB data**

	$L^*=L^*_a$	$a^*_a$	$b^*_a$	$C^*_{ab,a}$	$h^*_{ab,a}$
$O_m$	50.5	76.92	64.55	100.42	40
$Y_m$	92.66	-20.69	90.75	93.08	103
$L_m$	83.63	-82.75	79.9	115.04	136
$C_m$	86.88	-46.16	-13.55	48.12	196
$V_m$	30.39	76.06	-103.59	128.52	306
$M_m$	57.3	94.35	-58.41	110.97	328
$N_m$	0.01	0.0	0.0	0.0	0
$W_m$	95.41	0.0	0.0	0.0	0
$RCIE$	39.92	58.74	27.99	65.07	25
$J_{CIE}$	81.26	-2.88	71.56	71.62	92
$GCIE$	52.23	-42.41	13.6	44.55	162
$BCIE$	30.57	1.41	-46.46	46.49	272

CIELAB lightness  $L^*$

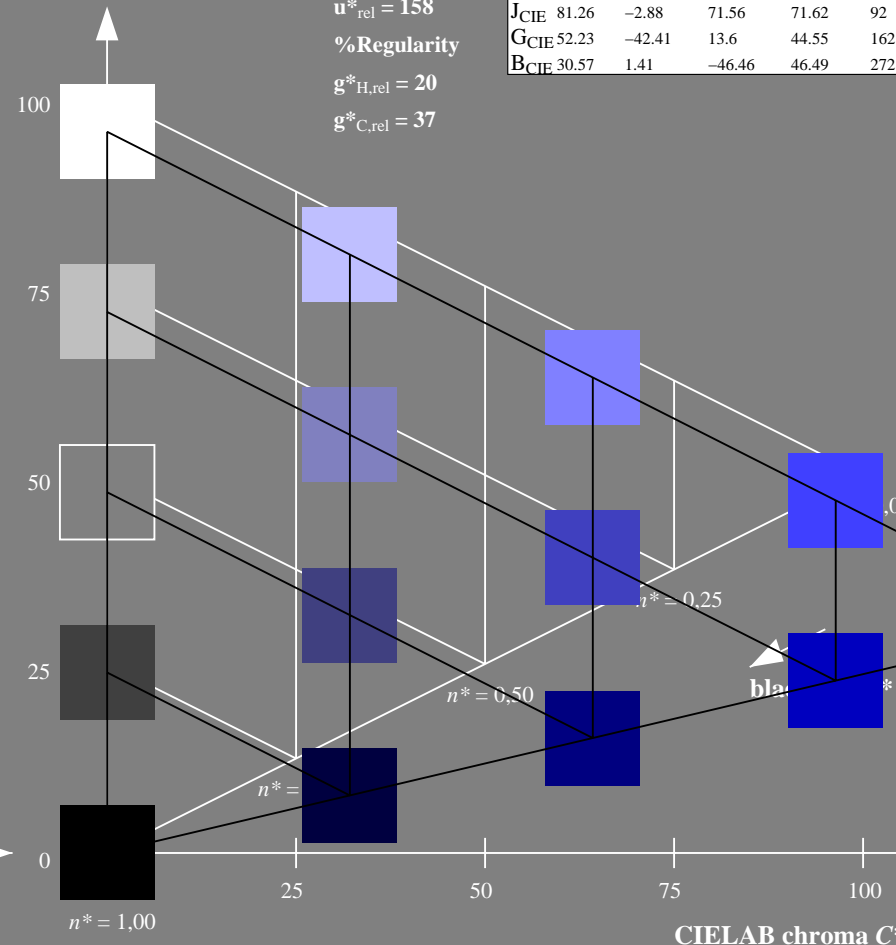
%Gamut

$u^*_{rel} = 158$

%Regularity

$g^*_{H,rel} = 20$

$g^*_{C,rel} = 37$



5 step scales for constant CIELAB hue 306/360 = 0.851 (right)

BAM-test chart NE28; Colorimetric systems TLS70 & TLS00  
 D65: Coordinate systems of 5 step colour scales for 10 hues

input: olv\* setrgbcolor  
 output: no change compared to input

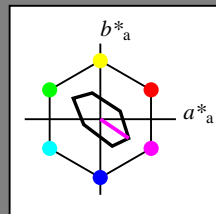
See for similar files: <http://www.ps.bam.de/NE28/>  
 Technical information: <http://www.ps.bam.de>  
 Version 2.1, io=1,1

BAM registration: 20060101-NE28/10Q/Q28E04NP.PS/.PDF BAM material: code=rh4ta  
 application for evaluation and measurement of printer or monitor systems  
 /NE28/Font: 5/10, Serie 1/1, Page: 5 Page count: 5

Input: Colorimetric Television Luminous System TLS70

for hue  $h^* = lab^*h = 326/360 = 0.906$   
 $lab^*tch$  and  $lab^*nch$

D65: hue M  
 LCH\*Ma: 79 45 326  
 olv\*Ma: 1.0 0.0 1.0



**TLS70; adapted (a) CIELAB data**

	$L^*=L^*_a$	$a^*_a$	$b^*_a$	$C^*_{ab,a}$	$h^*_{ab,a}$
$O_m$	76.43	26.27	10.57	28.32	22
$Y_m$	93.93	-10.76	34.63	36.27	107
$L_m$	89.32	-35.8	27.64	45.24	142
$C_m$	90.93	-21.95	-7.07	23.07	198
$V_m$	72.1	15.76	-35.63	38.97	294
$M_m$	78.5	37.52	-25.23	45.22	326
$N_m$	69.7	0.0	0.0	0.0	0
$W_m$	95.41	0.0	0.0	0.0	0
$RC_{IE}$	39.92	58.74	27.99	65.07	25
$J_{CIE}$	81.26	-2.88	71.56	71.62	92
$G_{CIE}$	52.23	-42.41	13.6	44.55	162
$B_{CIE}$	30.57	1.41	-46.46	46.49	272

triangle lightness  $t^*$

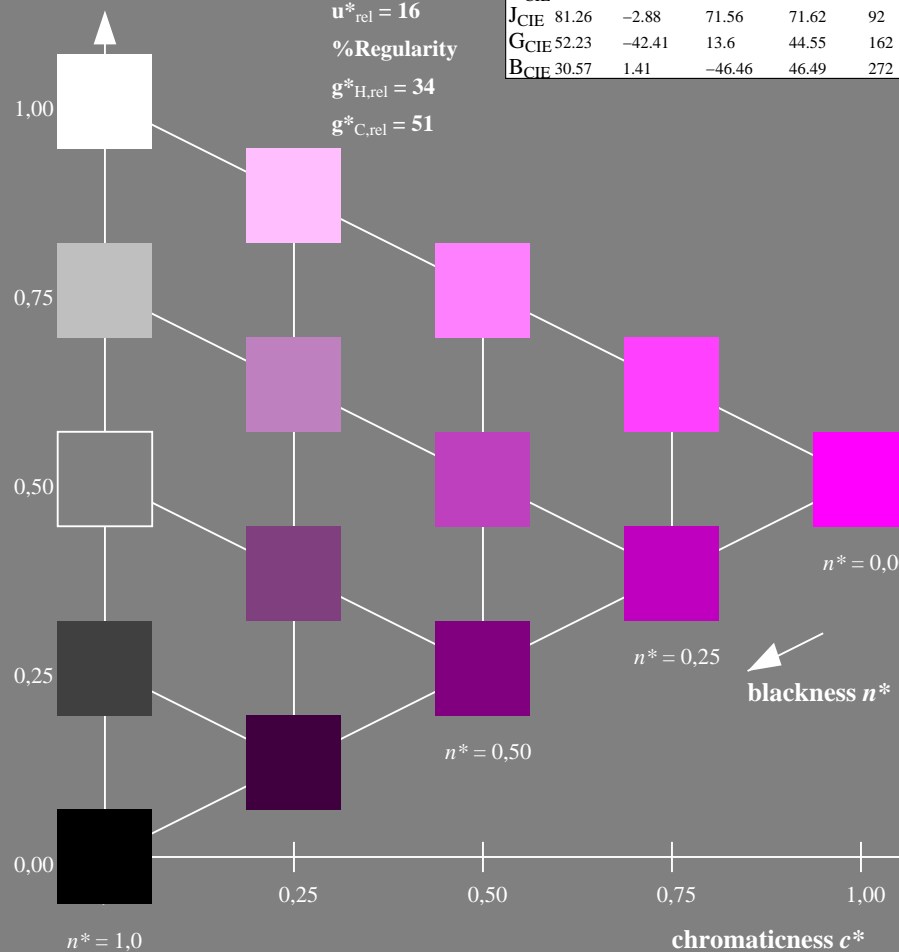
%Gamut

$u^*_{rel} = 16$

%Regularity

$g^*_{H,rel} = 34$

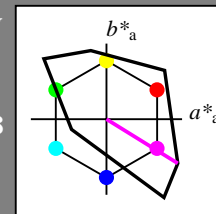
$g^*_{C,rel} = 51$



Output: Colorimetric Television Luminous System TLS00

for hue  $h^* = lab^*h = 328/360 = 0.912$   
 $LAB^*LCH$ ,  $LAB^*NCH$

D65: hue M  
 LCH\*Ma: 57 111 328  
 olv\*Ma: 1.0 0.0 1.0



**TLS00; adapted (a) CIELAB data**

	$L^*=L^*_a$	$a^*_a$	$b^*_a$	$C^*_{ab,a}$	$h^*_{ab,a}$
$O_m$	50.5	76.92	64.55	100.42	40
$Y_m$	92.66	-20.69	90.75	93.08	103
$L_m$	83.63	-82.75	79.9	115.04	136
$C_m$	86.88	-46.16	-13.55	48.12	196
$V_m$	30.39	76.06	-103.59	128.52	306
$M_m$	57.3	94.35	-58.41	110.97	328
$N_m$	0.01	0.0	0.0	0.0	0
$W_m$	95.41	0.0	0.0	0.0	0
$RC_{IE}$	39.92	58.74	27.99	65.07	25
$J_{CIE}$	81.26	-2.88	71.56	71.62	92
$G_{CIE}$	52.23	-42.41	13.6	44.55	162
$B_{CIE}$	30.57	1.41	-46.46	46.49	272

CIELAB lightness  $L^*$

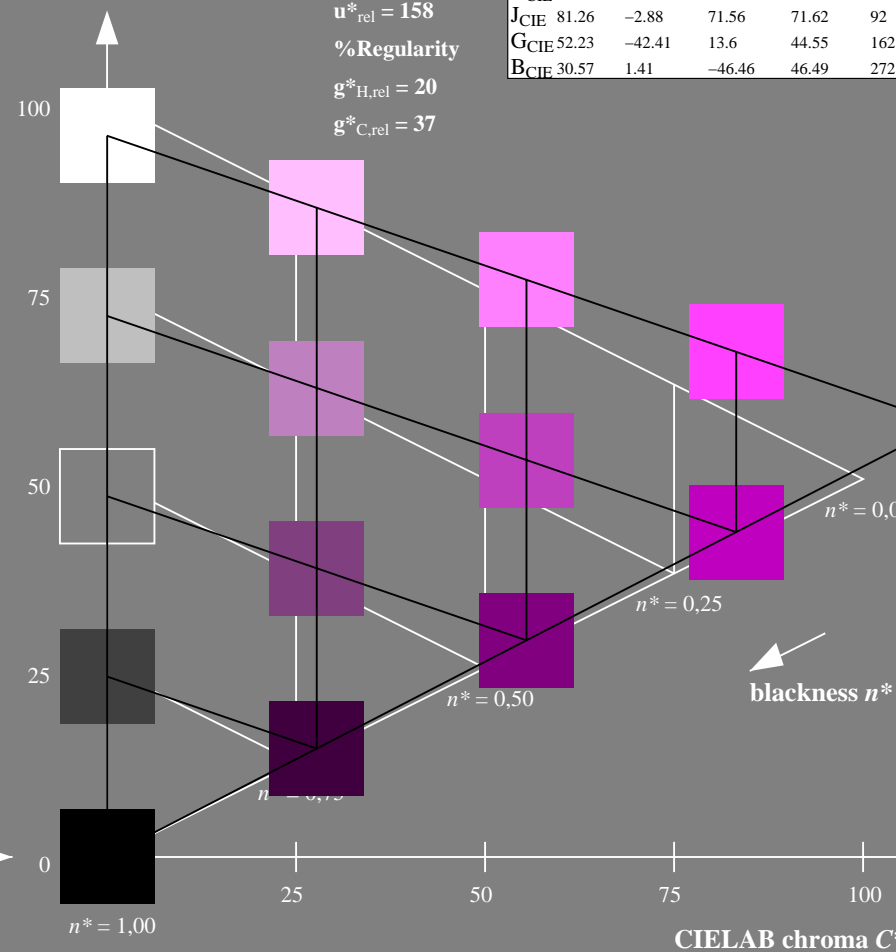
%Gamut

$u^*_{rel} = 158$

%Regularity

$g^*_{H,rel} = 20$

$g^*_{C,rel} = 37$



NE280-7, 5 step scales for constant CIELAB hue 326/360 = 0.906 (left)

5 step scales for constant CIELAB hue 328/360 = 0.912 (right)

BAM-test chart NE28; Colorimetric systems TLS70 & TLS00  
 D65: Coordinate systems of 5 step colour scales for 10 hues

input:  $olv^* setrgbcolor$   
 output: no change compared to input

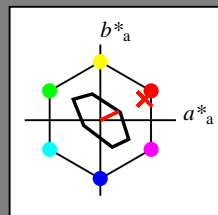
See for similar files: <http://www.ps.bam.de/NE28/>  
 Technical information: <http://www.ps.bam.de>  
 Version 2.1, io=1,1

BAM registration: 20060101-NE28/10Q/Q28E05NP.PS/.PDF BAM material: code=rh4ta  
 application for evaluation and measurement of printer or monitor systems  
 /NE28/ Form: 6/10, Serie: 1/1, Page: 6 Page count: 6

Input: Colorimetric Television Luminous System TLS70

for hue  $h^* = lab^*h = 25/360 = 0.071$   
 $lab^*tch$  and  $lab^*nch$

D65: hue R  
 LCH\*Ma: 77 27 25  
 olv\*Ma: 1.0 0.05 0.0



**TLS70; adapted (a) CIELAB data**

	$L^*=L^*_a$	$a^*_a$	$b^*_a$	$C^*_{ab,a}$	$h^*_{ab,a}$
$O_m$	76.43	26.27	10.57	28.32	22
$Y_m$	93.93	-10.76	34.63	36.27	107
$L_m$	89.32	-35.8	27.64	45.24	142
$C_m$	90.93	-21.95	-7.07	23.07	198
$V_m$	72.1	15.76	-35.63	38.97	294
$M_m$	78.5	37.52	-25.23	45.22	326
$N_m$	69.7	0.0	0.0	0.0	0
$W_m$	95.41	0.0	0.0	0.0	0
$R_m$	39.92	58.74	27.99	65.07	25
$J_m$	81.26	-2.88	71.56	71.62	92
$G_m$	52.23	-42.41	13.6	44.55	162
$B_m$	30.57	1.41	-46.46	46.49	272

triangle lightness  $t^*$

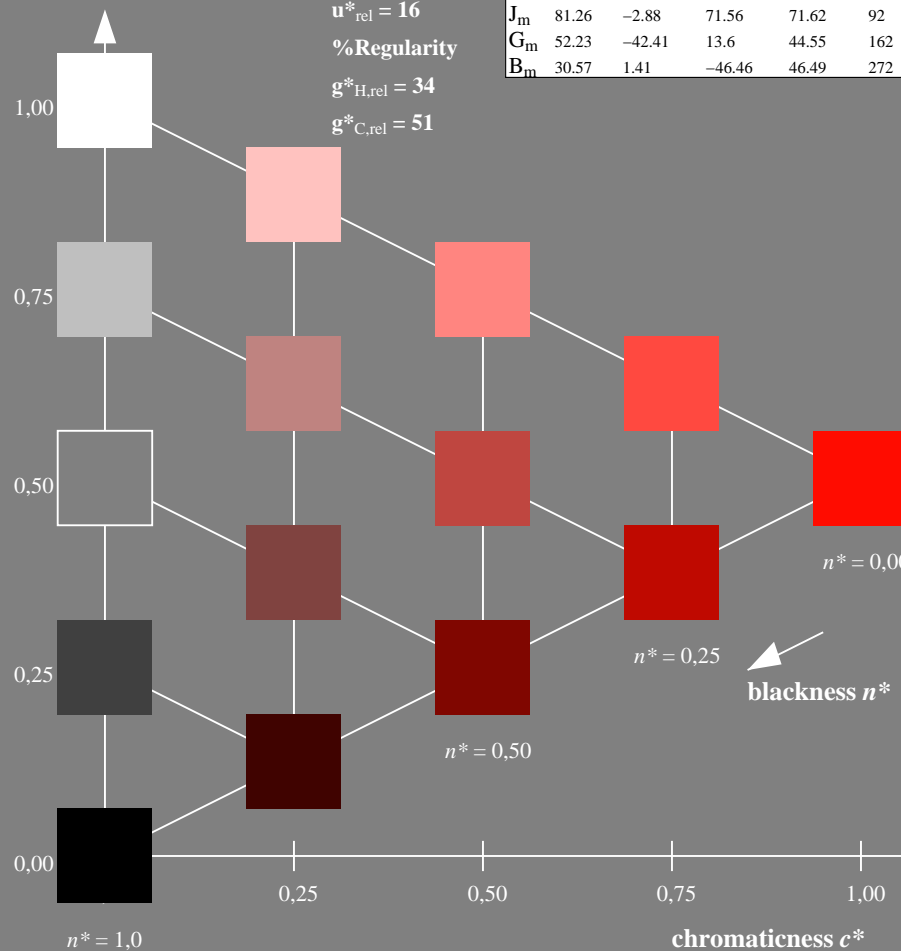
%Gamut

$u^*_{rel} = 16$

%Regularity

$g^*_{H,rel} = 34$

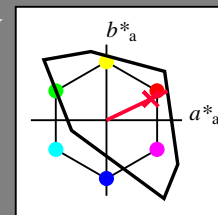
$g^*_{C,rel} = 51$



Output: Colorimetric Television Luminous System TLS00

for hue  $h^* = lab^*h = 25/360 = 0.071$   
 $LAB^*LCH, LAB^*NCH$

D65: hue R  
 LCH\*Ma: 52 89 25  
 olv\*Ma: 1.0 0.0 0.21



**TLS00; adapted (a) CIELAB data**

	$L^*=L^*_a$	$a^*_a$	$b^*_a$	$C^*_{ab,a}$	$h^*_{ab,a}$
$O_m$	50.5	76.92	64.55	100.42	40
$Y_m$	92.66	-20.69	90.75	93.08	103
$L_m$	83.63	-82.75	79.9	115.04	136
$C_m$	86.88	-46.16	-13.55	48.12	196
$V_m$	30.39	76.06	-103.59	128.52	306
$M_m$	57.3	94.35	-58.41	110.97	328
$N_m$	0.01	0.0	0.0	0.0	0
$W_m$	95.41	0.0	0.0	0.0	0
$R_m$	39.92	58.74	27.99	65.07	25
$J_m$	81.26	-2.88	71.56	71.62	92
$G_m$	52.23	-42.41	13.6	44.55	162
$B_m$	30.57	1.41	-46.46	46.49	272

CIELAB lightness  $L^*$

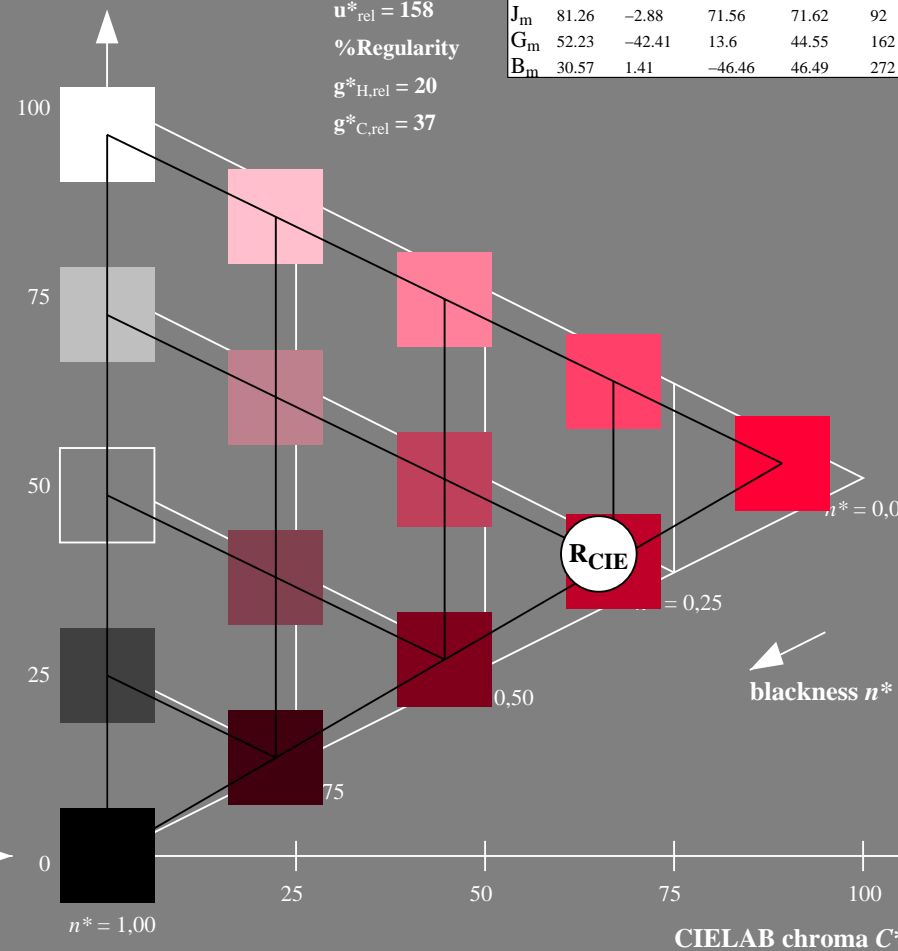
%Gamut

$u^*_{rel} = 158$

%Regularity

$g^*_{H,rel} = 20$

$g^*_{C,rel} = 37$



NE280-7, 5 step scales for constant CIE hue 25/360 = 0.071 (left)

5 step scales for constant CIE hue 25/360 = 0.071 (right)

BAM-test chart NE28; Colorimetric systems TLS70 & TLS00  
 D65: Coordinate systems of 5 step colour scales for 10 hues

input: olv\* setrgbcolor  
 output: no change compared to input

Input: Colorimetric Television Luminous System TLS70

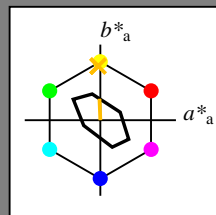
for hue  $h^* = lab^*h = 92/360 = 0.256$

$lab^*tch$  and  $lab^*nch$

D65: hue J

LCH\*Ma: 89 28 92

olv\*Ma: 1.0 0.74 0.0



**TLS70; adapted (a) CIELAB data**

	$L^*=L^*_a$	$a^*_a$	$b^*_a$	$C^*_{ab,a}$	$h^*_{ab,a}$
$O_m$	76.43	26.27	10.57	28.32	22
$Y_m$	93.93	-10.76	34.63	36.27	107
$L_m$	89.32	-35.8	27.64	45.24	142
$C_m$	90.93	-21.95	-7.07	23.07	198
$V_m$	72.1	15.76	-35.63	38.97	294
$M_m$	78.5	37.52	-25.23	45.22	326
$N_m$	69.7	0.0	0.0	0.0	0
$W_m$	95.41	0.0	0.0	0.0	0
$R_m$	39.92	58.74	27.99	65.07	25
$J_m$	81.26	-2.88	71.56	71.62	92
$G_m$	52.23	-42.41	13.6	44.55	162
$B_m$	30.57	1.41	-46.46	46.49	272

triangle lightness  $t^*$

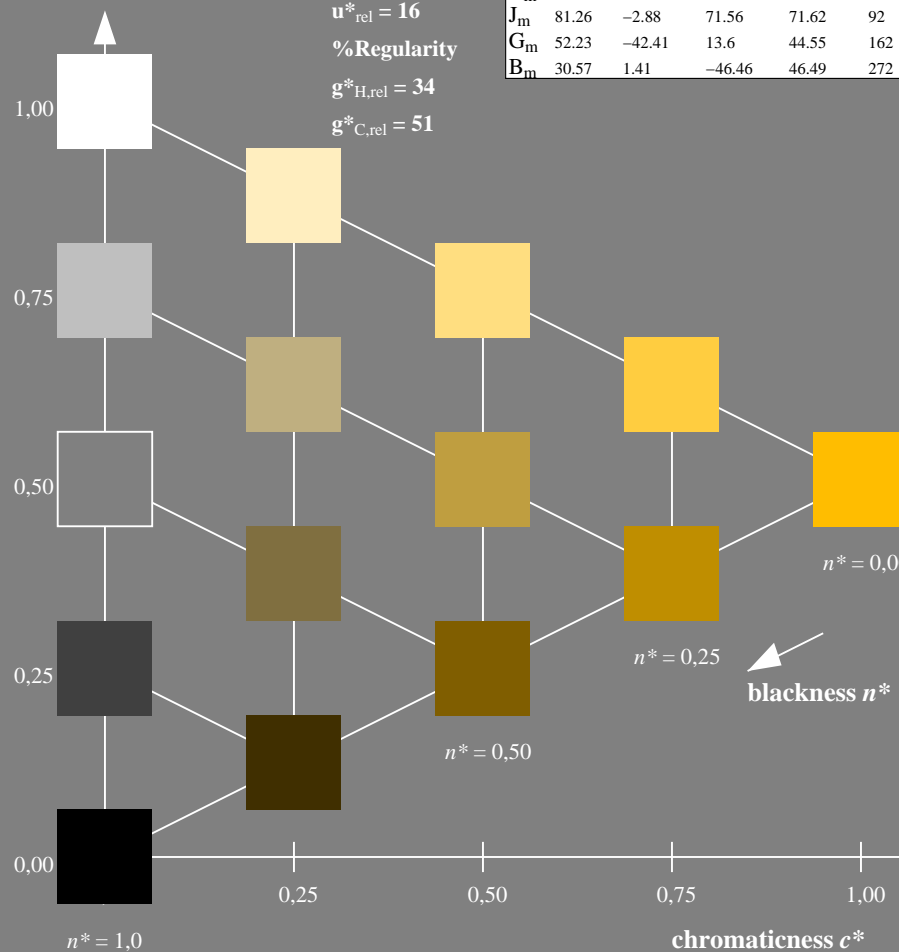
%Gamut

$u^*_{rel} = 16$

%Regularity

$g^*_{H,rel} = 34$

$g^*_{C,rel} = 51$



Output: Colorimetric Television Luminous System TLS00

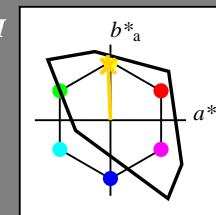
for hue  $h^* = lab^*h = 92/360 = 0.256$

$LAB^*LCH, LAB^*NCH$

D65: hue J

LCH\*Ma: 85 86 92

olv\*Ma: 1.0 0.82 0.0



**TLS00; adapted (a) CIELAB data**

	$L^*=L^*_a$	$a^*_a$	$b^*_a$	$C^*_{ab,a}$	$h^*_{ab,a}$
$O_m$	50.5	76.92	64.55	100.42	40
$Y_m$	92.66	-20.69	90.75	93.08	103
$L_m$	83.63	-82.75	79.9	115.04	136
$C_m$	86.88	-46.16	-13.55	48.12	196
$V_m$	30.39	76.06	-103.59	128.52	306
$M_m$	57.3	94.35	-58.41	110.97	328
$N_m$	0.01	0.0	0.0	0.0	0
$W_m$	95.41	0.0	0.0	0.0	0
$R_m$	39.92	58.74	27.99	65.07	25
$J_m$	81.26	-2.88	71.56	71.62	92
$G_m$	52.23	-42.41	13.6	44.55	162
$B_m$	30.57	1.41	-46.46	46.49	272

CIELAB lightness  $L^*$

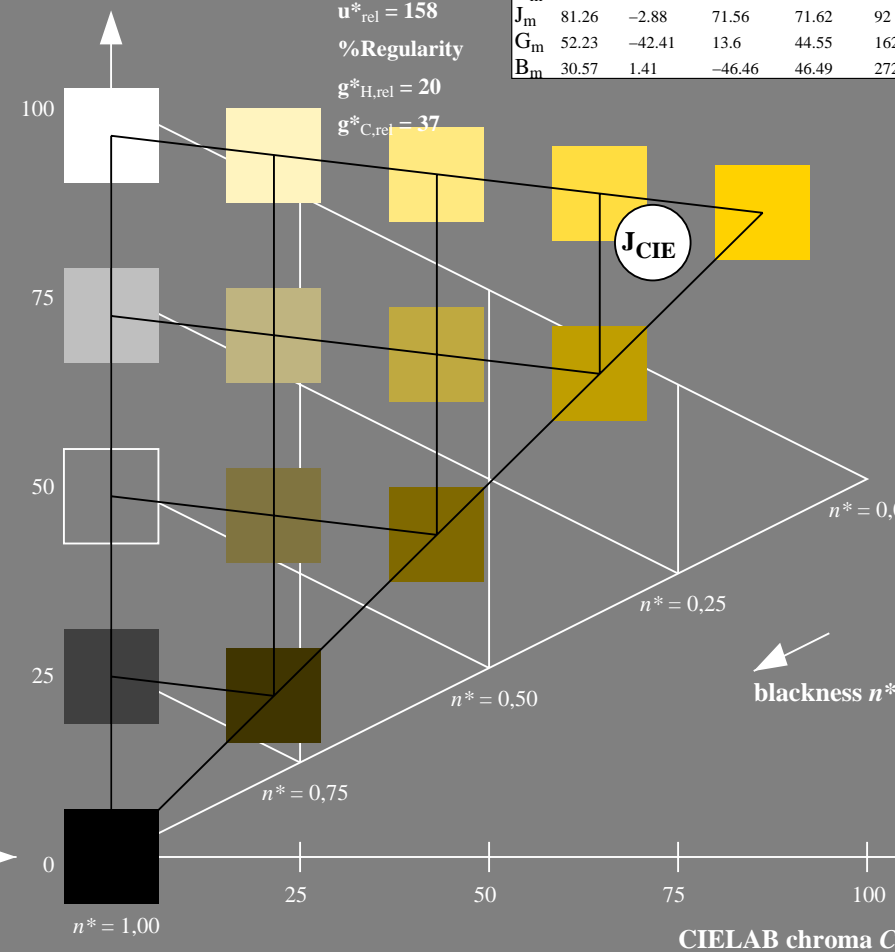
%Gamut

$u^*_{rel} = 158$

%Regularity

$g^*_{H,rel} = 20$

$g^*_{C,rel} = 37$



NE280-7, 5 step scales for constant CIELAB hue 92/360 = 0.256 (left)

5 step scales for constant CIELAB hue 92/360 = 0.256 (right)

BAM-test chart NE28; Colorimetric systems TLS70 & TLS00  
 D65: Coordinate systems of 5 step colour scales for 10 hues

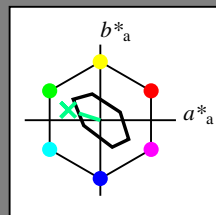
input:  $olv^* setrgbcolor$   
 output: no change compared to input



Input: Colorimetric Television Luminous System TLS70

for hue  $h^* = lab^*h = 162/360 = 0.451$   
 $lab^*tch$  and  $lab^*nch$

D65: hue G  
 LCH\*Ma: 90 30 162  
 olv\*Ma: 0.0 1.0 0.53

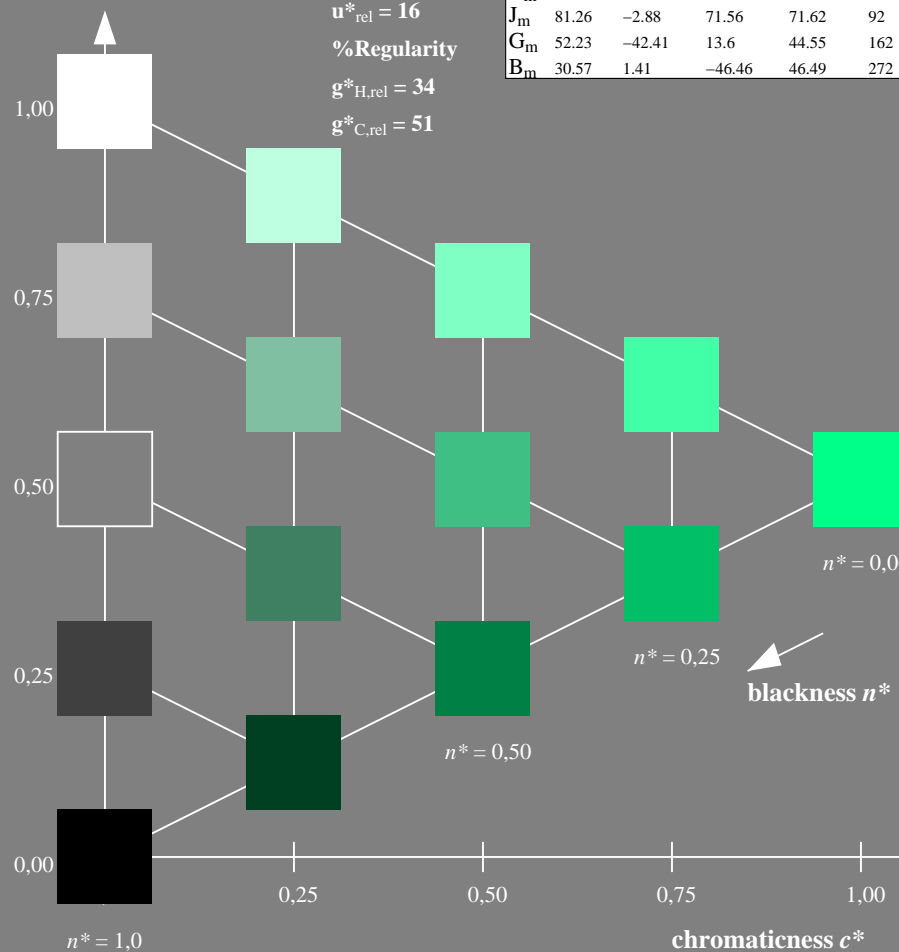


TLS70; adapted (a) CIELAB data

	$L^*=L^*_a$	$a^*_a$	$b^*_a$	$C^*_{ab,a}$	$h^*_{ab,a}$
O <sub>m</sub>	76.43	26.27	10.57	28.32	22
Y <sub>m</sub>	93.93	-10.76	34.63	36.27	107
L <sub>m</sub>	89.32	-35.8	27.64	45.24	142
C <sub>m</sub>	90.93	-21.95	-7.07	23.07	198
V <sub>m</sub>	72.1	15.76	-35.63	38.97	294
M <sub>m</sub>	78.5	37.52	-25.23	45.22	326
N <sub>m</sub>	69.7	0.0	0.0	0.0	0
W <sub>m</sub>	95.41	0.0	0.0	0.0	0
R <sub>m</sub>	39.92	58.74	27.99	65.07	25
J <sub>m</sub>	81.26	-2.88	71.56	71.62	92
G <sub>m</sub>	52.23	-42.41	13.6	44.55	162
B <sub>m</sub>	30.57	1.41	-46.46	46.49	272

triangle lightness  $t^*$

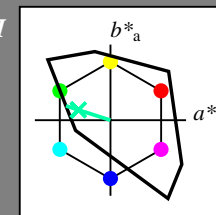
%Gamut  
 $u^*_{rel} = 16$   
 %Regularity  
 $g^*_{H,rel} = 34$   
 $g^*_{C,rel} = 51$



Output: Colorimetric Television Luminous System TLS00

for hue  $h^* = lab^*h = 162/360 = 0.451$   
 $LAB^*LCH$ ,  $LAB^*NCH$

D65: hue G  
 LCH\*Ma: 86 62 162  
 olv\*Ma: 0.0 1.0 0.65

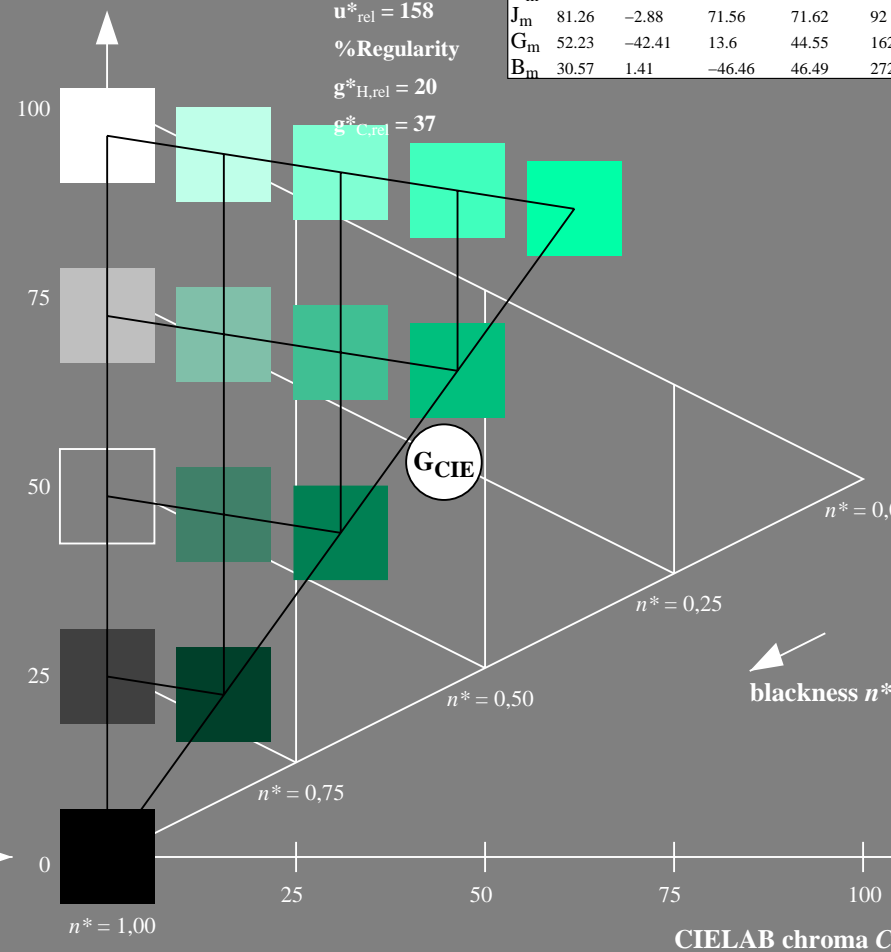


TLS00; adapted (a) CIELAB data

	$L^*=L^*_a$	$a^*_a$	$b^*_a$	$C^*_{ab,a}$	$h^*_{ab,a}$
O <sub>m</sub>	50.5	76.92	64.55	100.42	40
Y <sub>m</sub>	92.66	-20.69	90.75	93.08	103
L <sub>m</sub>	83.63	-82.75	79.9	115.04	136
C <sub>m</sub>	86.88	-46.16	-13.55	48.12	196
V <sub>m</sub>	30.39	76.06	-103.59	128.52	306
M <sub>m</sub>	57.3	94.35	-58.41	110.97	328
N <sub>m</sub>	0.01	0.0	0.0	0.0	0
W <sub>m</sub>	95.41	0.0	0.0	0.0	0
R <sub>m</sub>	39.92	58.74	27.99	65.07	25
J <sub>m</sub>	81.26	-2.88	71.56	71.62	92
G <sub>m</sub>	52.23	-42.41	13.6	44.55	162
B <sub>m</sub>	30.57	1.41	-46.46	46.49	272

CIELAB lightness  $L^*$

%Gamut  
 $u^*_{rel} = 158$   
 %Regularity  
 $g^*_{H,rel} = 20$   
 $g^*_{C,rel} = 37$



NE280-7, 5 step scales for constant CIELAB hue 162/360 = 0.451 (left)

5 step scales for constant CIELAB hue 162/360 = 0.451 (right)

BAM-test chart NE28; Colorimetric systems TLS70 & TLS00  
 D65: Coordinate systems of 5 step colour scales for 10 hues

input: olv\* setrgbcolor  
 output: no change compared to input

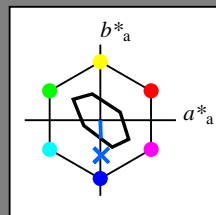
See for similar files: <http://www.ps.bam.de/NE28/>  
 Technical information: <http://www.ps.bam.de/NE28/>  
 Version 2.1, io=1,1

BAM registration: 20060101-NE28/10Q/Q28E08NP.PS/.PDF BAM material: code=rh4ta  
 application for evaluation and measurement of printer or monitor systems  
 /NE28/ Form: 9/10, Serie: 1/1, Page: 9 Page count: 9

Input: Colorimetric Television Luminous System TLS70

for hue  $h^* = lab^*h = 272/360 = 0.755$   
 $lab^*tch$  and  $lab^*nch$

D65: hue B  
 LCH\*Ma: 80 24 272  
 olv\*Ma: 0.0 0.4 1.0

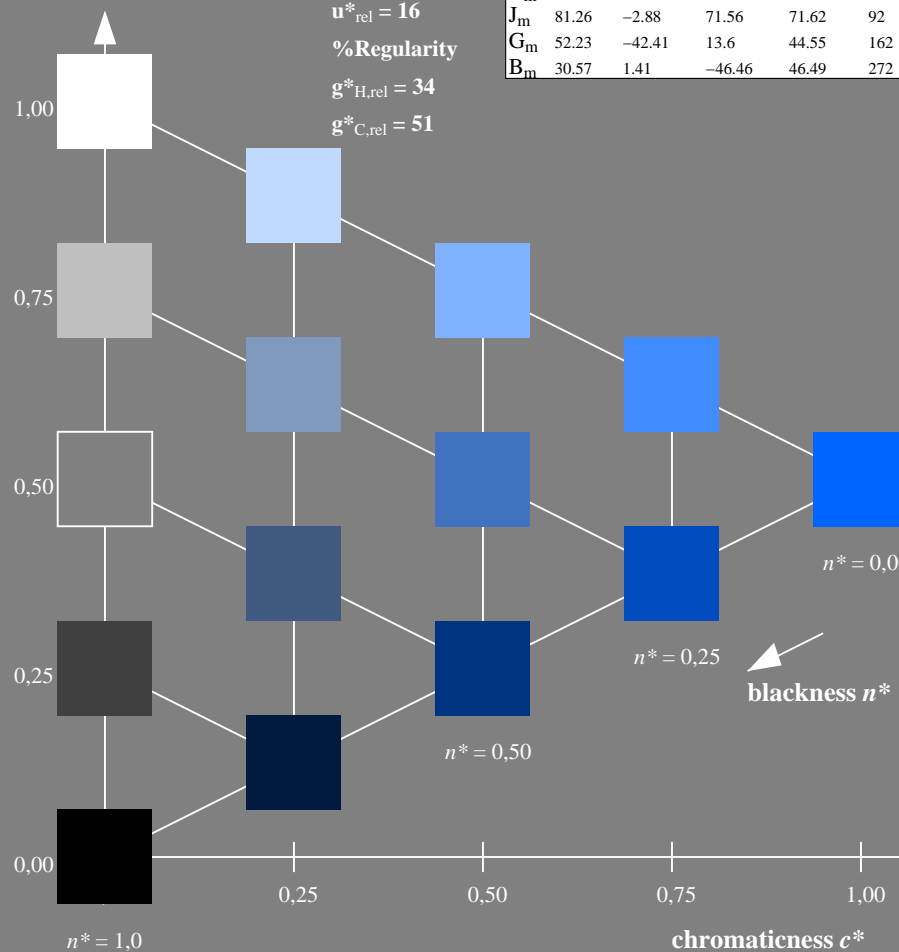


**TLS70; adapted (a) CIELAB data**

	$L^*=L^*_a$	$a^*_a$	$b^*_a$	$C^*_{ab,a}$	$h^*_{ab,a}$
$O_m$	76.43	26.27	10.57	28.32	22
$Y_m$	93.93	-10.76	34.63	36.27	107
$L_m$	89.32	-35.8	27.64	45.24	142
$C_m$	90.93	-21.95	-7.07	23.07	198
$V_m$	72.1	15.76	-35.63	38.97	294
$M_m$	78.5	37.52	-25.23	45.22	326
$N_m$	69.7	0.0	0.0	0.0	0
$W_m$	95.41	0.0	0.0	0.0	0
$R_m$	39.92	58.74	27.99	65.07	25
$J_m$	81.26	-2.88	71.56	71.62	92
$G_m$	52.23	-42.41	13.6	44.55	162
$B_m$	30.57	1.41	-46.46	46.49	272

triangle lightness  $t^*$

%Gamut  
 $u^*_{rel} = 16$   
 %Regularity  
 $g^*_{H,rel} = 34$   
 $g^*_{C,rel} = 51$

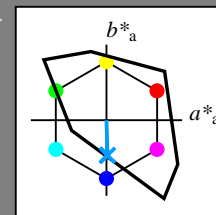


NE280-7, 5 step scales for constant CIELAB hue 272/360 = 0.755 (left)

Output: Colorimetric Television Luminous System TLS00

for hue  $h^* = lab^*h = 272/360 = 0.755$   
 $LAB^*LCH$ ,  $LAB^*NCH$

D65: hue B  
 LCH\*Ma: 65 49 272  
 olv\*Ma: 0.0 0.61 1.0

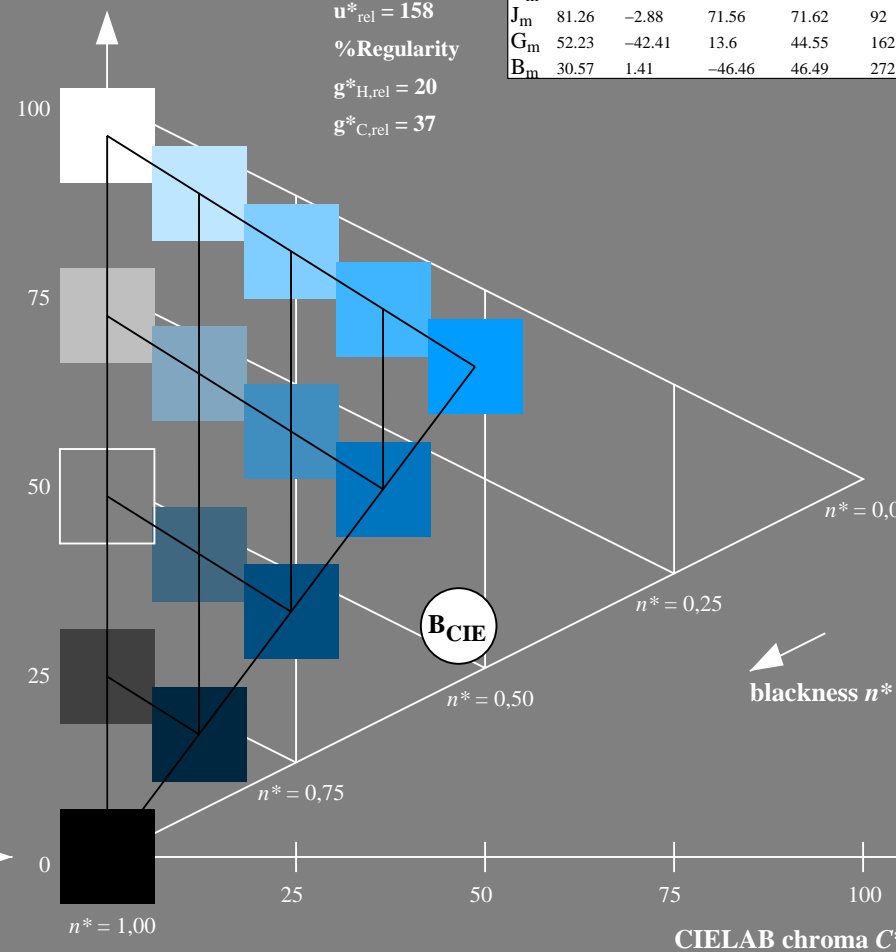


**TLS00; adapted (a) CIELAB data**

	$L^*=L^*_a$	$a^*_a$	$b^*_a$	$C^*_{ab,a}$	$h^*_{ab,a}$
$O_m$	50.5	76.92	64.55	100.42	40
$Y_m$	92.66	-20.69	90.75	93.08	103
$L_m$	83.63	-82.75	79.9	115.04	136
$C_m$	86.88	-46.16	-13.55	48.12	196
$V_m$	30.39	76.06	-103.59	128.52	306
$M_m$	57.3	94.35	-58.41	110.97	328
$N_m$	0.01	0.0	0.0	0.0	0
$W_m$	95.41	0.0	0.0	0.0	0
$R_m$	39.92	58.74	27.99	65.07	25
$J_m$	81.26	-2.88	71.56	71.62	92
$G_m$	52.23	-42.41	13.6	44.55	162
$B_m$	30.57	1.41	-46.46	46.49	272

CIELAB lightness  $L^*$

%Gamut  
 $u^*_{rel} = 158$   
 %Regularity  
 $g^*_{H,rel} = 20$   
 $g^*_{C,rel} = 37$



5 step scales for constant CIELAB hue 272/360 = 0.755 (right)

BAM-test chart NE28; Colorimetric systems TLS70 & TLS00  
 D65: Coordinate systems of 5 step colour scales for 10 hues

input:  $olv^* setrgbcolor$   
 output: no change compared to input