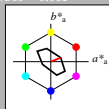


Input: Colorimetric Television Luminous System TLS70

for hue $h^* = lab^*h = 22/360 = 0.061$
 lab^*ch and lab^*nch

D65: hue O
 LCH[°]Ma: 76 28 22
 olv[°]Ma: 1.0 0.0 0.0



TLS70; adapted (a) CIELAB data

	$L^* = L^*_{ab}$	a^*_{ab}	b^*_{ab}	C^*_{ab}	h^*_{ab}
O _m	76.43	26.27	10.57	28.32	22
Y _m	93.93	-10.76	34.63	36.27	107
L _m	89.32	-35.8	27.64	45.24	142
C _m	90.93	-21.95	-7.07	23.07	198
V _m	72.1	15.76	-35.63	38.97	294
N _m	69.7	0.0	0.0	0.0	0
W _m	95.41	0.0	0.0	0.0	0
R _{CIE}	39.92	58.74	27.99	65.07	25
J _{CIE}	81.26	-2.88	71.56	71.62	92
G _{CIE}	52.23	-42.41	13.6	44.55	162
B _{CIE}	30.57	1.41	-46.46	46.49	272

triangle lightness l^*

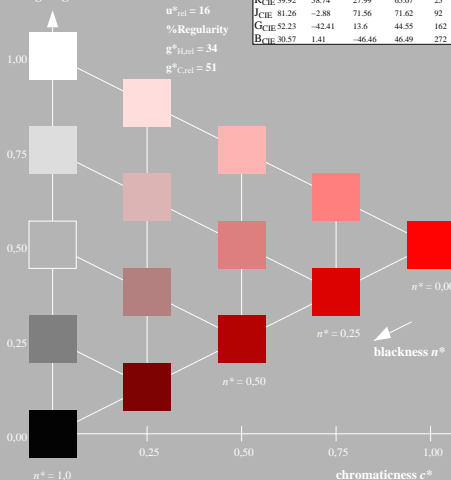
%Gamut

$u^*_{rel} = 16$

%Regularity

$g^*_{H,rel} = 34$

$g^*_{C,rel} = 51$

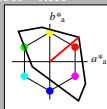


NE280-7, 5 step scales for constant CIELAB hue 22/360 = 0.061 (left)

Output: Colorimetric Television Luminous System TLS00

for hue $h^* = lab^*h = 40/360 = 0.111$
 LAB^*LCH , LAB^*NCH

D65: hue O
 LCH[°]Ma: 51 100 40
 olv[°]Ma: 1.0 0.0 0.0



TLS00; adapted (a) CIELAB data

	$L^* = L^*_{ab}$	a^*_{ab}	b^*_{ab}	C^*_{ab}	h^*_{ab}
O _m	50.5	76.92	64.55	100.42	40
Y _m	92.66	-20.69	90.75	93.08	103
L _m	83.63	-82.75	79.9	115.04	136
C _m	86.88	-46.16	-13.55	48.12	196
V _m	30.39	76.06	-103.59	128.52	306
N _m	0.01	0.0	0.0	0.0	0
W _m	95.41	0.0	0.0	0.0	0
R _{CIE}	39.92	58.74	27.99	65.07	25
J _{CIE}	81.26	-2.88	71.56	71.62	92
G _{CIE}	52.23	-42.41	13.6	44.55	162
B _{CIE}	30.57	1.41	-46.46	46.49	272

CIELAB lightness L^*

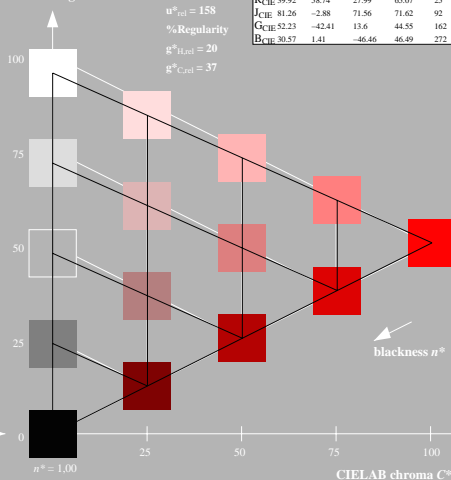
%Gamut

$u^*_{rel} = 158$

%Regularity

$g^*_{H,rel} = 20$

$g^*_{C,rel} = 37$



5 step scales for constant CIELAB hue 40/360 = 0.111 (right)

BAM-test chart NE28; Colorimetric systems TLS70 & TLS00
 D65: Coordinate systems of 5 step colour scales for 10 hues

input: `olv* setrgbcolor`
 output: `olv* setrgbcolor /w* setgray`