

Input: Colorimetric Television Luminous System TLS18

for hue $h^* = lab^*h = 35/360 = 0.097$

LAB*LCH, LAB*NCH

D65: hue O

LCH*Ma: 53 87 35

olv*Ma: 1.0 0.0 0.0

CIELAB lightness L^*

%Gamut

$u^*_{rel} = 118$

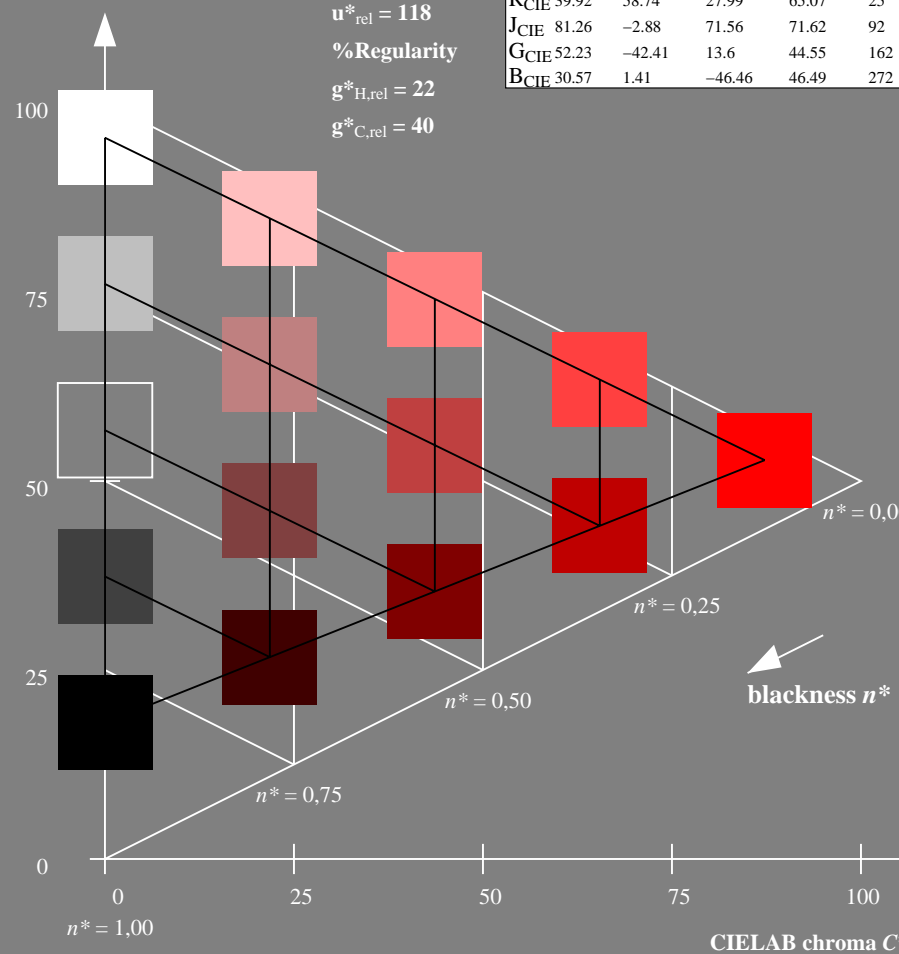
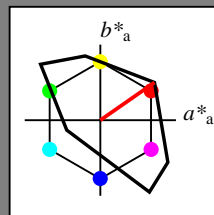
%Regularity

$g^*_{H,rel} = 22$

$g^*_{C,rel} = 40$

TLS18; adapted (a) CIELAB data

	$L^*=L^*_a$	a^*_a	b^*_a	$C^*_{ab,a}$	$h^*_{ab,a}$
O _{Ma}	52.76	71.63	49.88	87.29	35
Y _{Ma}	92.74	-20.02	84.97	87.3	103
L _{Ma}	84.0	-78.98	73.94	108.2	137
C _{Ma}	87.14	-44.41	-13.11	46.32	196
V _{Ma}	35.47	64.92	-95.06	115.12	304
M _{Ma}	59.01	89.33	-55.67	105.26	328
N _{Ma}	18.01	0.0	0.0	0.0	0
W _{Ma}	95.41	0.0	0.0	0.0	0
R _{CIE}	39.92	58.74	27.99	65.07	25
J _{CIE}	81.26	-2.88	71.56	71.62	92
G _{CIE}	52.23	-42.41	13.6	44.55	162
B _{CIE}	30.57	1.41	-46.46	46.49	272



Output: Colorimetric Television Luminous System TLS18

for hue $h^* = lab^*h = 35/360 = 0.097$

LAB*LCH, LAB*NCH

D65: hue O

LCH*Ma: 53 87 35

olv*Ma: 1.0 0.0 0.0

CIELAB lightness L^*

%Gamut

$u^*_{rel} = 118$

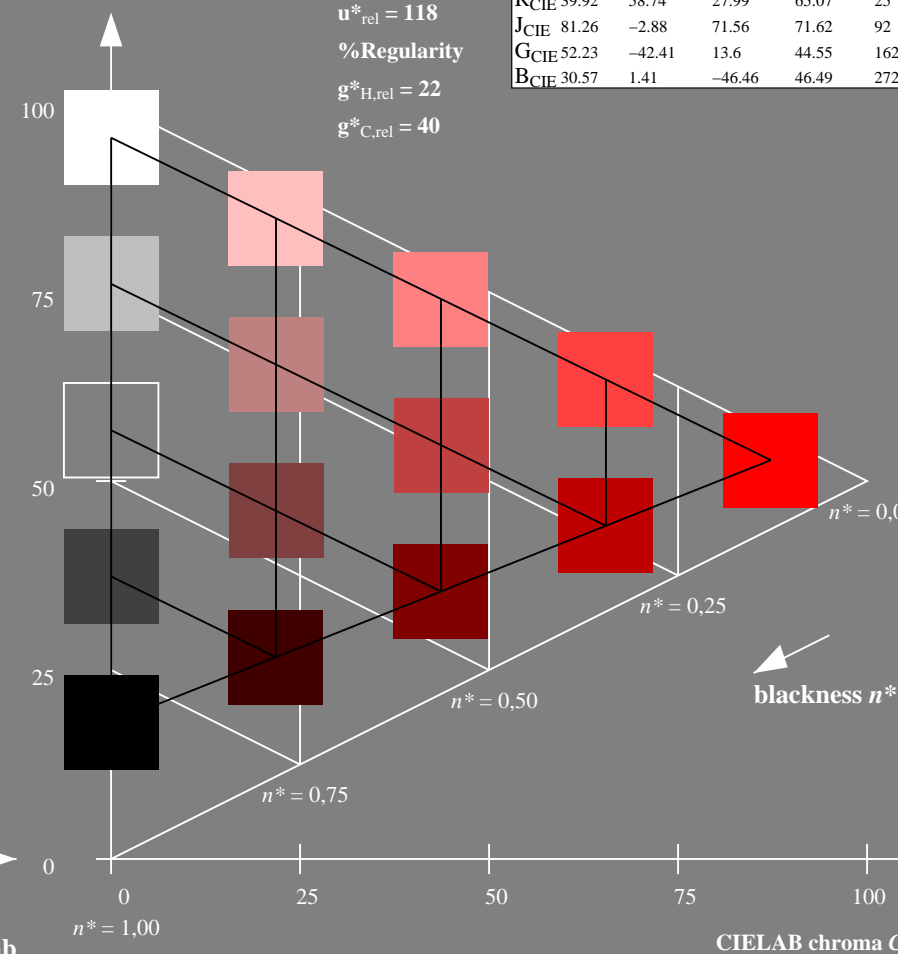
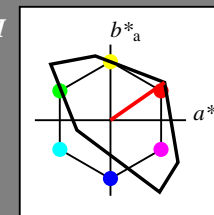
%Regularity

$g^*_{H,rel} = 22$

$g^*_{C,rel} = 40$

TLS18; adapted (a) CIELAB data

	$L^*=L^*_a$	a^*_a	b^*_a	$C^*_{ab,a}$	$h^*_{ab,a}$
O _{Ma}	52.76	71.63	49.88	87.29	35
Y _{Ma}	92.74	-20.02	84.97	87.3	103
L _{Ma}	84.0	-78.98	73.94	108.2	137
C _{Ma}	87.14	-44.41	-13.11	46.32	196
V _{Ma}	35.47	64.92	-95.06	115.12	304
M _{Ma}	59.01	89.33	-55.67	105.26	328
N _{Ma}	18.01	0.0	0.0	0.0	0
W _{Ma}	95.41	0.0	0.0	0.0	0
R _{CIE}	39.92	58.74	27.99	65.07	25
J _{CIE}	81.26	-2.88	71.56	71.62	92
G _{CIE}	52.23	-42.41	13.6	44.55	162
B _{CIE}	30.57	1.41	-46.46	46.49	272



NE390-7, 5 step scales for constant CIELAB hue 35/360 = 0.097 (left)

5 step scales for constant CIELAB hue 35/360 = 0.097 (right)

BAM-test chart NE39; Colorimetric systems TLS18 & TLS18
 D65: Coordinate systems of 5 step colour scales for 10 hues

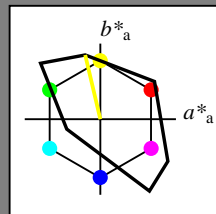
input: $olv^* setrgbcolor$
 output: no change compared to input

Input: Colorimetric Television Luminous System TLS18

for hue $h^* = lab^*h = 103/360 = 0.287$

LAB*LCH, LAB*NCH

D65: hue Y
 LCH*Ma: 93 87 103
 olv*Ma: 1.0 1.0 0.0



TLS18; adapted (a) CIELAB data

	$L^*=L^*_a$	a^*_a	b^*_a	$C^*_{ab,a}$	$h^*_{ab,a}$
O _{Ma}	52.76	71.63	49.88	87.29	35
Y _{Ma}	92.74	-20.02	84.97	87.3	103
L _{Ma}	84.0	-78.98	73.94	108.2	137
C _{Ma}	87.14	-44.41	-13.11	46.32	196
V _{Ma}	35.47	64.92	-95.06	115.12	304
M _{Ma}	59.01	89.33	-55.67	105.26	328
N _{Ma}	18.01	0.0	0.0	0.0	0
W _{Ma}	95.41	0.0	0.0	0.0	0
R _{CIE}	39.92	58.74	27.99	65.07	25
J _{CIE}	81.26	-2.88	71.56	71.62	92
G _{CIE}	52.23	-42.41	13.6	44.55	162
B _{CIE}	30.57	1.41	-46.46	46.49	272

CIELAB lightness L^*

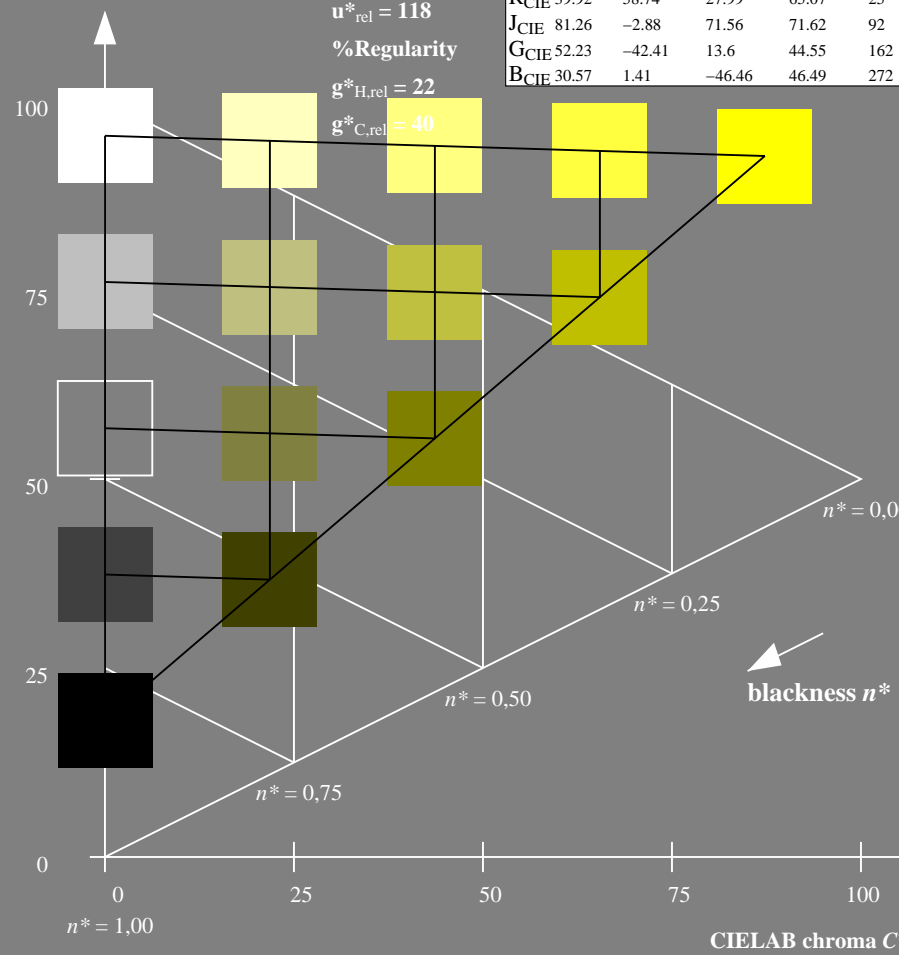
%Gamut

$u^*_{rel} = 118$

%Regularity

$g^*_{H,rel} = 22$

$g^*_{C,rel} = 40$



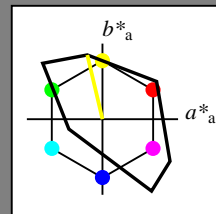
NE390-7, 5 step scales for constant CIELAB hue 103/360 = 0.287 (left)

Output: Colorimetric Television Luminous System TLS18

for hue $h^* = lab^*h = 103/360 = 0.287$

LAB*LCH, LAB*NCH

D65: hue Y
 LCH*Ma: 93 87 103
 olv*Ma: 1.0 1.0 0.0



TLS18; adapted (a) CIELAB data

	$L^*=L^*_a$	a^*_a	b^*_a	$C^*_{ab,a}$	$h^*_{ab,a}$
O _{Ma}	52.76	71.63	49.88	87.29	35
Y _{Ma}	92.74	-20.02	84.97	87.3	103
L _{Ma}	84.0	-78.98	73.94	108.2	137
C _{Ma}	87.14	-44.41	-13.11	46.32	196
V _{Ma}	35.47	64.92	-95.06	115.12	304
M _{Ma}	59.01	89.33	-55.67	105.26	328
N _{Ma}	18.01	0.0	0.0	0.0	0
W _{Ma}	95.41	0.0	0.0	0.0	0
R _{CIE}	39.92	58.74	27.99	65.07	25
J _{CIE}	81.26	-2.88	71.56	71.62	92
G _{CIE}	52.23	-42.41	13.6	44.55	162
B _{CIE}	30.57	1.41	-46.46	46.49	272

CIELAB lightness L^*

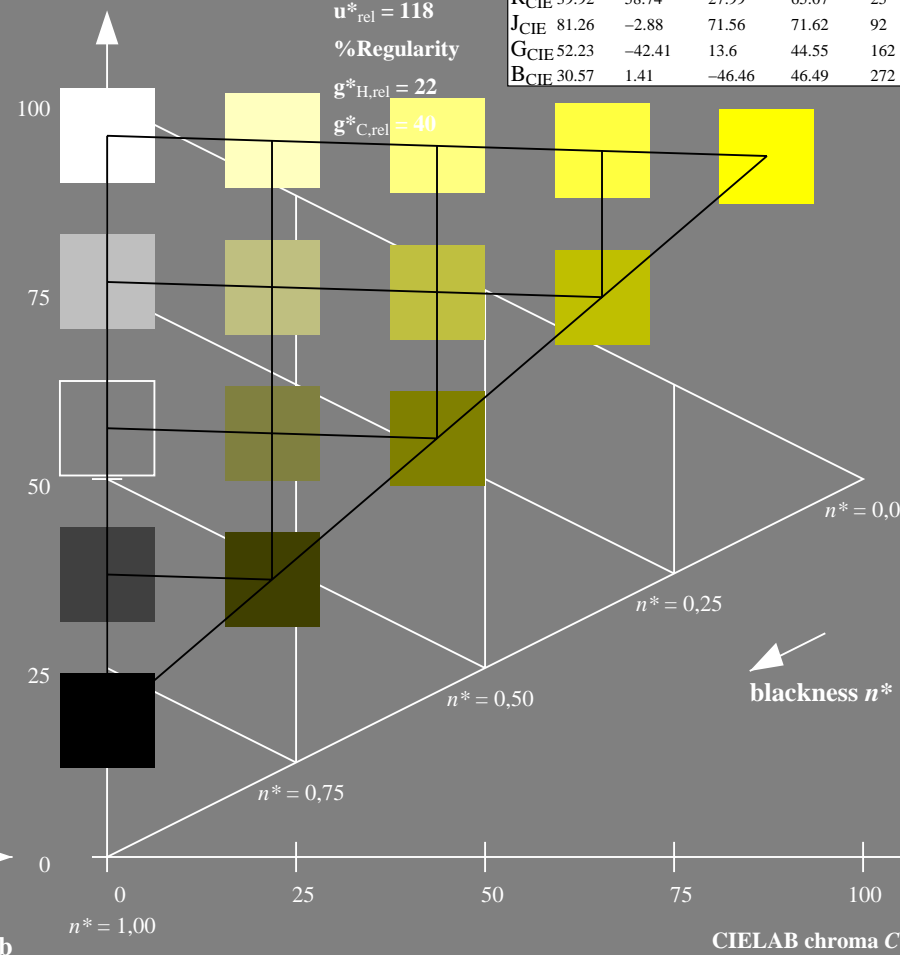
%Gamut

$u^*_{rel} = 118$

%Regularity

$g^*_{H,rel} = 22$

$g^*_{C,rel} = 40$



5 step scales for constant CIELAB hue 103/360 = 0.287 (right)

BAM-test chart NE39; Colorimetric systems TLS18 & TLS18
 D65: Coordinate systems of 5 step colour scales for 10 hues

input: $olv^* setrgbcolor$
 output: no change compared to input

Input: Colorimetric Television Luminous System TLS18

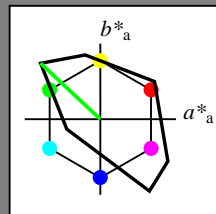
for hue $h^* = lab^*h = 137/360 = 0.38$

LAB*LCH, LAB*NCH

D65: hue L

LCH*Ma: 84 108 137

olv*Ma: 0.0 1.0 0.0



TLS18; adapted (a) CIELAB data

	$L^*=L^*_a$	a^*_a	b^*_a	$C^*_{ab,a}$	$h^*_{ab,a}$
O _{Ma}	52.76	71.63	49.88	87.29	35
Y _{Ma}	92.74	-20.02	84.97	87.3	103
L _{Ma}	84.0	-78.98	73.94	108.2	137
C _{Ma}	87.14	-44.41	-13.11	46.32	196
V _{Ma}	35.47	64.92	-95.06	115.12	304
M _{Ma}	59.01	89.33	-55.67	105.26	328
N _{Ma}	18.01	0.0	0.0	0.0	0
W _{Ma}	95.41	0.0	0.0	0.0	0
R _{CIE}	39.92	58.74	27.99	65.07	25
J _{CIE}	81.26	-2.88	71.56	71.62	92
G _{CIE}	52.23	-42.41	13.6	44.55	162
B _{CIE}	30.57	1.41	-46.46	46.49	272

CIELAB lightness L^*

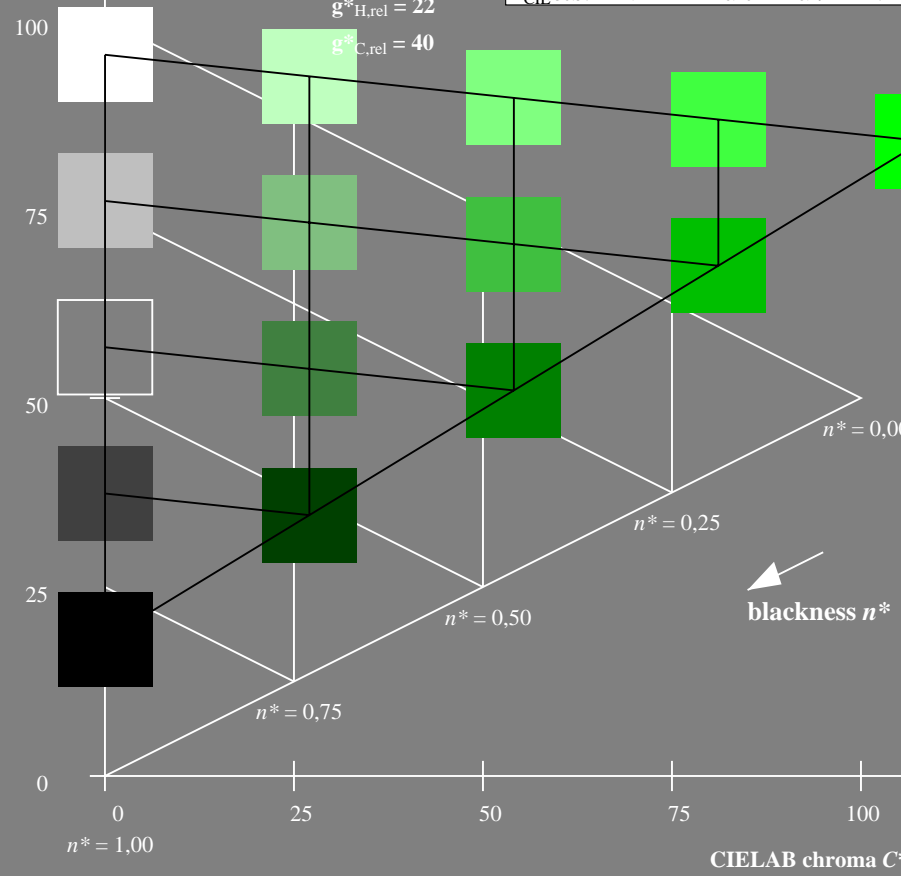
%Gamut

$u^*_{rel} = 118$

%Regularity

$g^*_{H,rel} = 22$

$g^*_{C,rel} = 40$



NE390-7, 5 step scales for constant CIELAB hue 137/360 = 0.38 (left)

Output: Colorimetric Television Luminous System TLS18

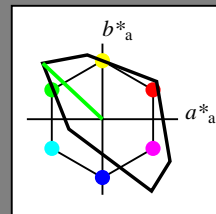
for hue $h^* = lab^*h = 137/360 = 0.38$

LAB*LCH, LAB*NCH

D65: hue L

LCH*Ma: 84 108 137

olv*Ma: 0.0 1.0 0.0



TLS18; adapted (a) CIELAB data

	$L^*=L^*_a$	a^*_a	b^*_a	$C^*_{ab,a}$	$h^*_{ab,a}$
O _{Ma}	52.76	71.63	49.88	87.29	35
Y _{Ma}	92.74	-20.02	84.97	87.3	103
L _{Ma}	84.0	-78.98	73.94	108.2	137
C _{Ma}	87.14	-44.41	-13.11	46.32	196
V _{Ma}	35.47	64.92	-95.06	115.12	304
M _{Ma}	59.01	89.33	-55.67	105.26	328
N _{Ma}	18.01	0.0	0.0	0.0	0
W _{Ma}	95.41	0.0	0.0	0.0	0
R _{CIE}	39.92	58.74	27.99	65.07	25
J _{CIE}	81.26	-2.88	71.56	71.62	92
G _{CIE}	52.23	-42.41	13.6	44.55	162
B _{CIE}	30.57	1.41	-46.46	46.49	272

CIELAB lightness L^*

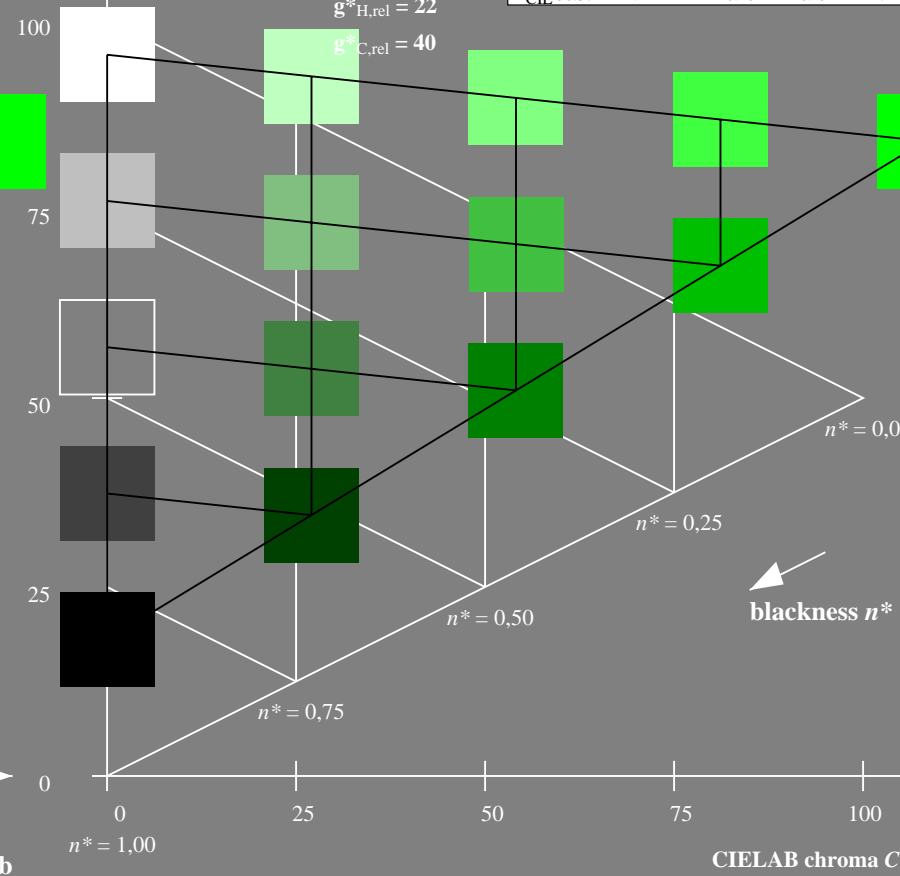
%Gamut

$u^*_{rel} = 118$

%Regularity

$g^*_{H,rel} = 22$

$g^*_{C,rel} = 40$



5 step scales for constant CIELAB hue 137/360 = 0.38 (right)

BAM-test chart NE39; Colorimetric systems TLS18 & TLS18
 D65: Coordinate systems of 5 step colour scales for 10 hues

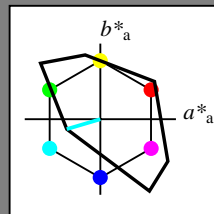
input: olv* setrgbcolor
 output: no change compared to input

Input: Colorimetric Television Luminous System TLS18

for hue $h^* = lab^*h = 196/360 = 0.546$

LAB*LCH, LAB*NCH

D65: hue C
 LCH*Ma: 87 46 196
 olv*Ma: 0.0 1.0 1.0



TLS18; adapted (a) CIELAB data

	$L^* = L^*_a$	a^*_a	b^*_a	$C^*_{ab,a}$	$h^*_{ab,a}$
O _{Ma}	52.76	71.63	49.88	87.29	35
Y _{Ma}	92.74	-20.02	84.97	87.3	103
L _{Ma}	84.0	-78.98	73.94	108.2	137
C _{Ma}	87.14	-44.41	-13.11	46.32	196
V _{Ma}	35.47	64.92	-95.06	115.12	304
M _{Ma}	59.01	89.33	-55.67	105.26	328
N _{Ma}	18.01	0.0	0.0	0.0	0
W _{Ma}	95.41	0.0	0.0	0.0	0
R _{CIE}	39.92	58.74	27.99	65.07	25
J _{CIE}	81.26	-2.88	71.56	71.62	92
G _{CIE}	52.23	-42.41	13.6	44.55	162
B _{CIE}	30.57	1.41	-46.46	46.49	272

CIELAB lightness L^*

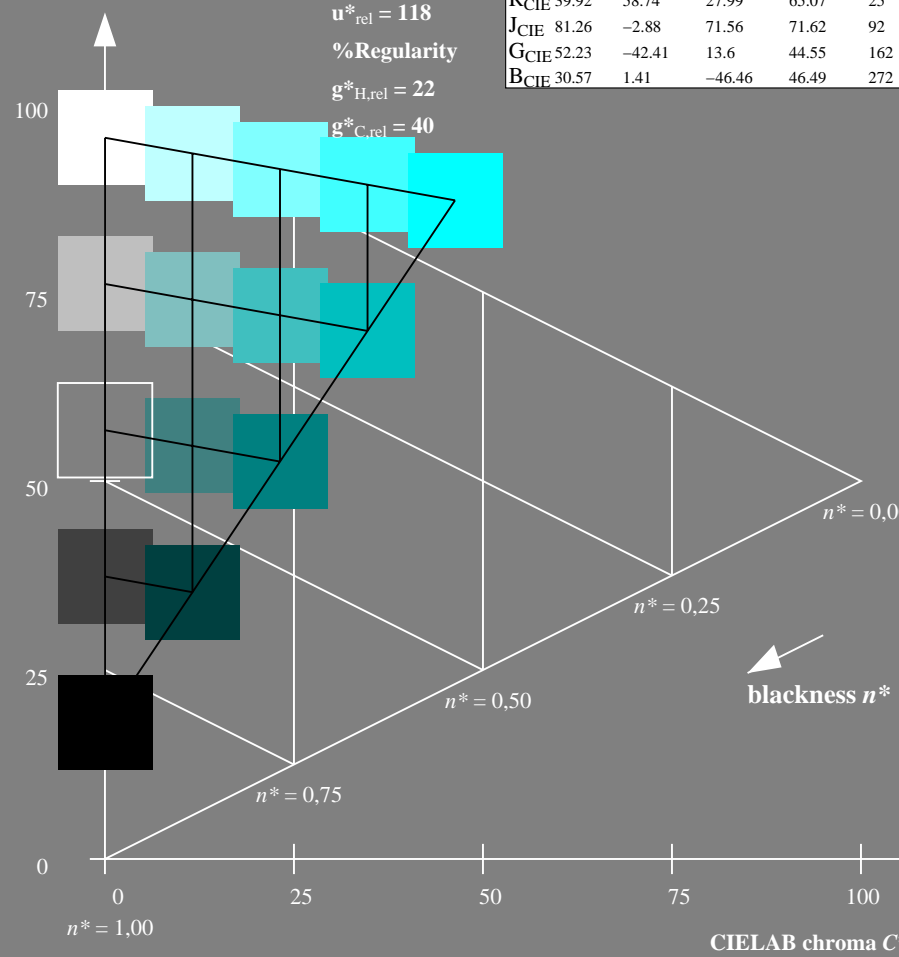
%Gamut

$u^*_{rel} = 118$

%Regularity

$g^*_{H,rel} = 22$

$g^*_{C,rel} = 40$



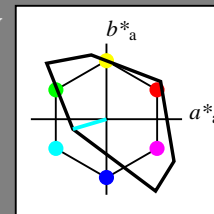
NE390-7, 5 step scales for constant CIELAB hue 196/360 = 0.546 (left)

Output: Colorimetric Television Luminous System TLS18

for hue $h^* = lab^*h = 196/360 = 0.546$

LAB*LCH, LAB*NCH

D65: hue C
 LCH*Ma: 87 46 196
 olv*Ma: 0.0 1.0 1.0



TLS18; adapted (a) CIELAB data

	$L^* = L^*_a$	a^*_a	b^*_a	$C^*_{ab,a}$	$h^*_{ab,a}$
O _{Ma}	52.76	71.63	49.88	87.29	35
Y _{Ma}	92.74	-20.02	84.97	87.3	103
L _{Ma}	84.0	-78.98	73.94	108.2	137
C _{Ma}	87.14	-44.41	-13.11	46.32	196
V _{Ma}	35.47	64.92	-95.06	115.12	304
M _{Ma}	59.01	89.33	-55.67	105.26	328
N _{Ma}	18.01	0.0	0.0	0.0	0
W _{Ma}	95.41	0.0	0.0	0.0	0
R _{CIE}	39.92	58.74	27.99	65.07	25
J _{CIE}	81.26	-2.88	71.56	71.62	92
G _{CIE}	52.23	-42.41	13.6	44.55	162
B _{CIE}	30.57	1.41	-46.46	46.49	272

CIELAB lightness L^*

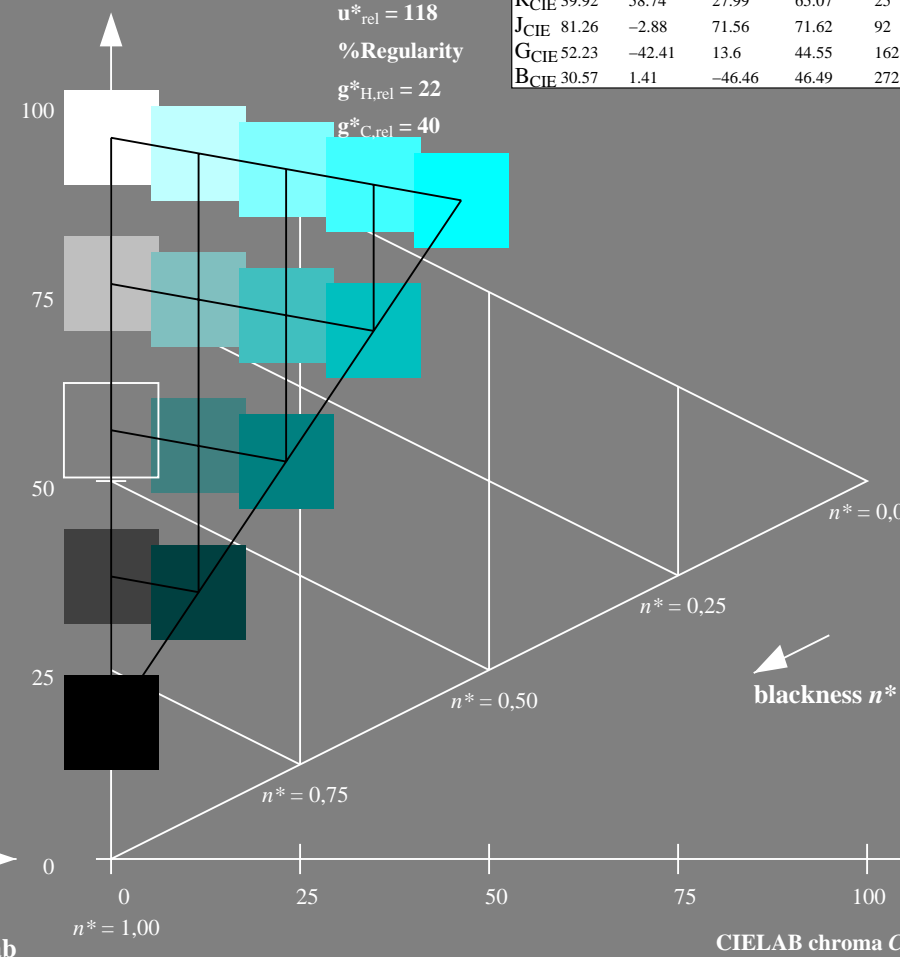
%Gamut

$u^*_{rel} = 118$

%Regularity

$g^*_{H,rel} = 22$

$g^*_{C,rel} = 40$



5 step scales for constant CIELAB hue 196/360 = 0.546 (right)

BAM-test chart NE39; Colorimetric systems TLS18 & TLS18
 D65: Coordinate systems of 5 step colour scales for 10 hues

input: *olv* setrgbcolor*
 output: *no change compared to input*

See for similar files: <http://www.ps.bam.de/NE39/>
 Technical information: <http://www.ps.bam.de/NE39/>
 Version 2.1, io=1,1

BAM registration: 20060101-NE39/10Q/Q39E03NP.PS/.PDF BAM material: code=rh4ta
 application for evaluation and measurement of printer or monitor systems
 /NE39/ Form: 4/10, Serie: 1/1, Page: 4 Page count: 4

Input: Colorimetric Television Luminous System TLS18

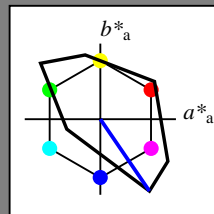
for hue $h^* = lab^*h = 304/360 = 0.845$

LAB*LCH, LAB*NCH

D65: hue V

LCH*Ma: 35 115 304

olv*Ma: 0.0 0.0 1.0



TLS18; adapted (a) CIELAB data

	$L^*=L^*_a$	a^*_a	b^*_a	$C^*_{ab,a}$	$h^*_{ab,a}$
O _{Ma}	52.76	71.63	49.88	87.29	35
Y _{Ma}	92.74	-20.02	84.97	87.3	103
L _{Ma}	84.0	-78.98	73.94	108.2	137
C _{Ma}	87.14	-44.41	-13.11	46.32	196
V _{Ma}	35.47	64.92	-95.06	115.12	304
M _{Ma}	59.01	89.33	-55.67	105.26	328
N _{Ma}	18.01	0.0	0.0	0.0	0
W _{Ma}	95.41	0.0	0.0	0.0	0
R _{CIE}	39.92	58.74	27.99	65.07	25
J _{CIE}	81.26	-2.88	71.56	71.62	92
G _{CIE}	52.23	-42.41	13.6	44.55	162
B _{CIE}	30.57	1.41	-46.46	46.49	272

CIELAB lightness L^*

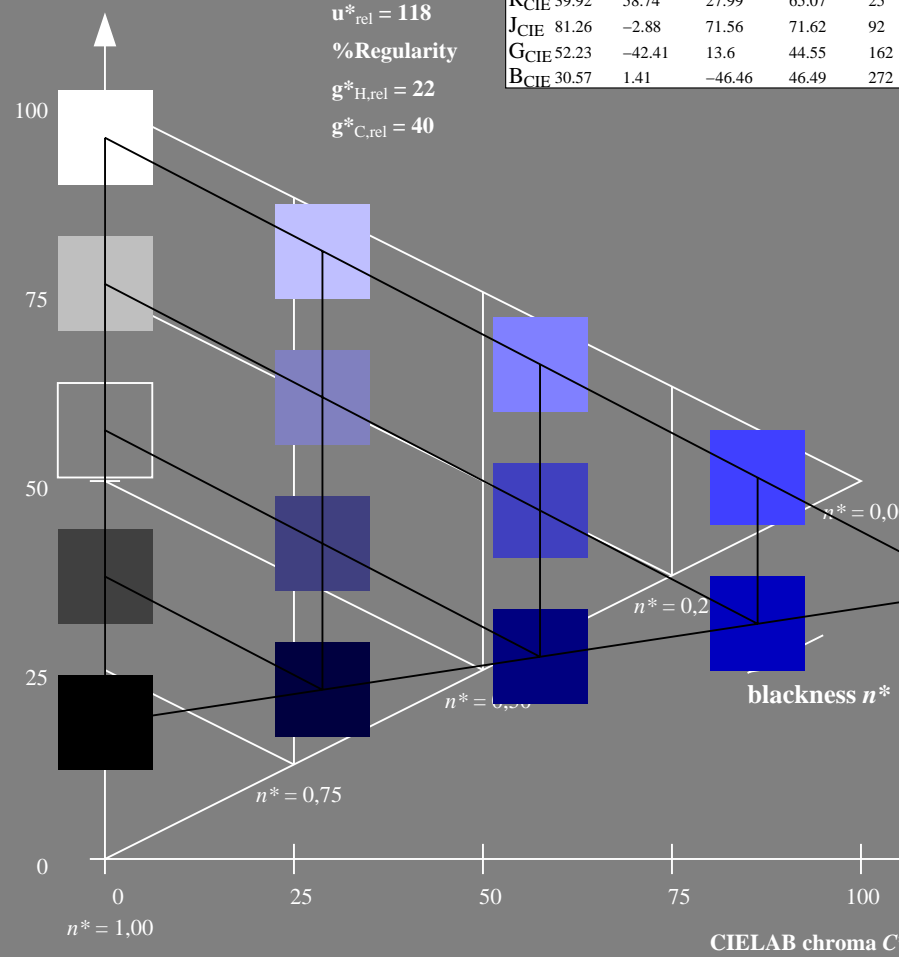
%Gamut

$u^*_{rel} = 118$

%Regularity

$g^*_{H,rel} = 22$

$g^*_{C,rel} = 40$



Output: Colorimetric Television Luminous System TLS18

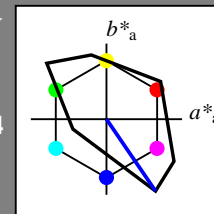
for hue $h^* = lab^*h = 304/360 = 0.845$

LAB*LCH, LAB*NCH

D65: hue V

LCH*Ma: 35 115 304

olv*Ma: 0.0 0.0 1.0



TLS18; adapted (a) CIELAB data

	$L^*=L^*_a$	a^*_a	b^*_a	$C^*_{ab,a}$	$h^*_{ab,a}$
O _{Ma}	52.76	71.63	49.88	87.29	35
Y _{Ma}	92.74	-20.02	84.97	87.3	103
L _{Ma}	84.0	-78.98	73.94	108.2	137
C _{Ma}	87.14	-44.41	-13.11	46.32	196
V _{Ma}	35.47	64.92	-95.06	115.12	304
M _{Ma}	59.01	89.33	-55.67	105.26	328
N _{Ma}	18.01	0.0	0.0	0.0	0
W _{Ma}	95.41	0.0	0.0	0.0	0
R _{CIE}	39.92	58.74	27.99	65.07	25
J _{CIE}	81.26	-2.88	71.56	71.62	92
G _{CIE}	52.23	-42.41	13.6	44.55	162
B _{CIE}	30.57	1.41	-46.46	46.49	272

CIELAB lightness L^*

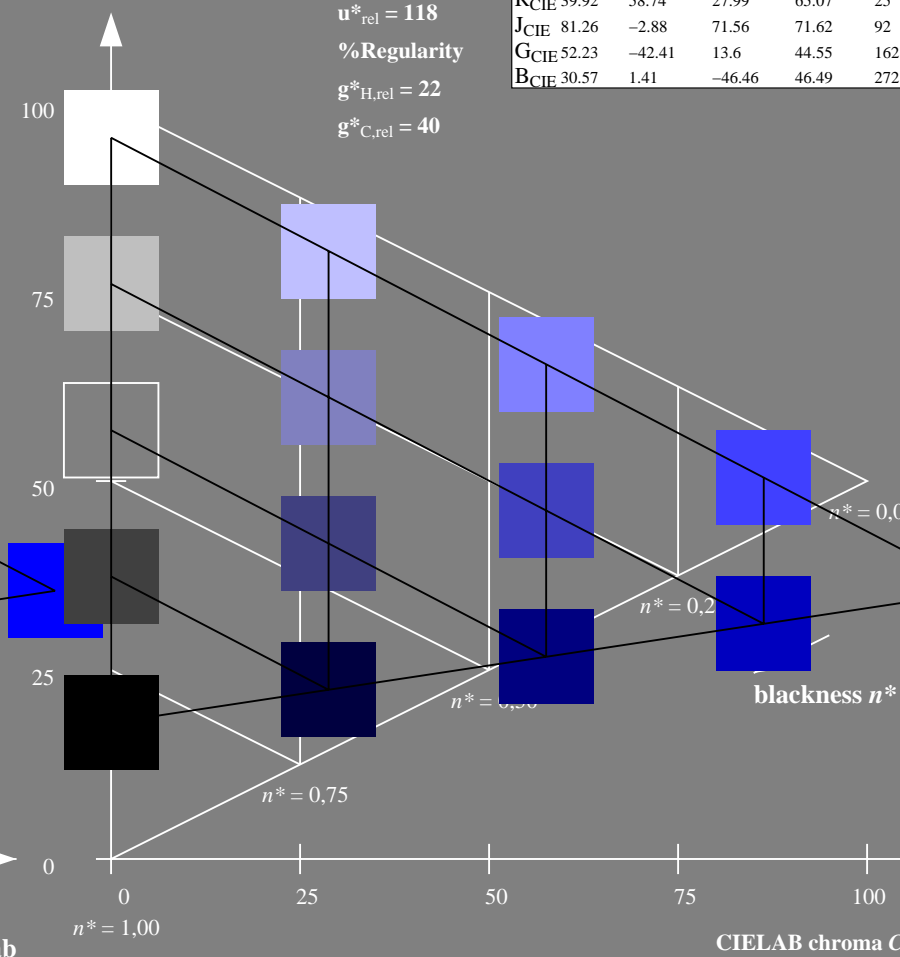
%Gamut

$u^*_{rel} = 118$

%Regularity

$g^*_{H,rel} = 22$

$g^*_{C,rel} = 40$



NE390-7, 5 step scales for constant CIELAB hue 304/360 = 0.845 (left)

5 step scales for constant CIELAB hue 304/360 = 0.845 (right)

BAM-test chart NE39; Colorimetric systems TLS18 & TLS18
 D65: Coordinate systems of 5 step colour scales for 10 hues

input: $olv^* setrgbcolor$
 output: no change compared to input

See for similar files: <http://www.ps.bam.de/NE39/>
 Technical information: <http://www.ps.bam.de>
 Version 2.1, io=1,1

BAM registration: 20060101-NE39/10Q/Q39E04NP.PS/.PDF
 application for evaluation and measurement of printer or monitor systems
 BAM material: code=rh4ta
 Page: 5
 Page count: 5

Input: Colorimetric Television Luminous System TLS18

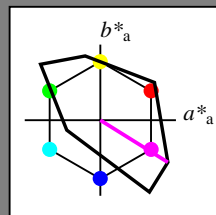
for hue $h^* = lab^*h = 328/360 = 0.911$

LAB*LCH, LAB*NCH

D65: hue M

LCH*Ma: 59 105 328

olv*Ma: 1.0 0.0 1.0



TLS18; adapted (a) CIELAB data

	$L^*=L^*_a$	a^*_a	b^*_a	$C^*_{ab,a}$	$h^*_{ab,a}$
O _{Ma}	52.76	71.63	49.88	87.29	35
Y _{Ma}	92.74	-20.02	84.97	87.3	103
L _{Ma}	84.0	-78.98	73.94	108.2	137
C _{Ma}	87.14	-44.41	-13.11	46.32	196
V _{Ma}	35.47	64.92	-95.06	115.12	304
M _{Ma}	59.01	89.33	-55.67	105.26	328
N _{Ma}	18.01	0.0	0.0	0.0	0
W _{Ma}	95.41	0.0	0.0	0.0	0
R _{CIE}	39.92	58.74	27.99	65.07	25
J _{CIE}	81.26	-2.88	71.56	71.62	92
G _{CIE}	52.23	-42.41	13.6	44.55	162
B _{CIE}	30.57	1.41	-46.46	46.49	272

CIELAB lightness L^*

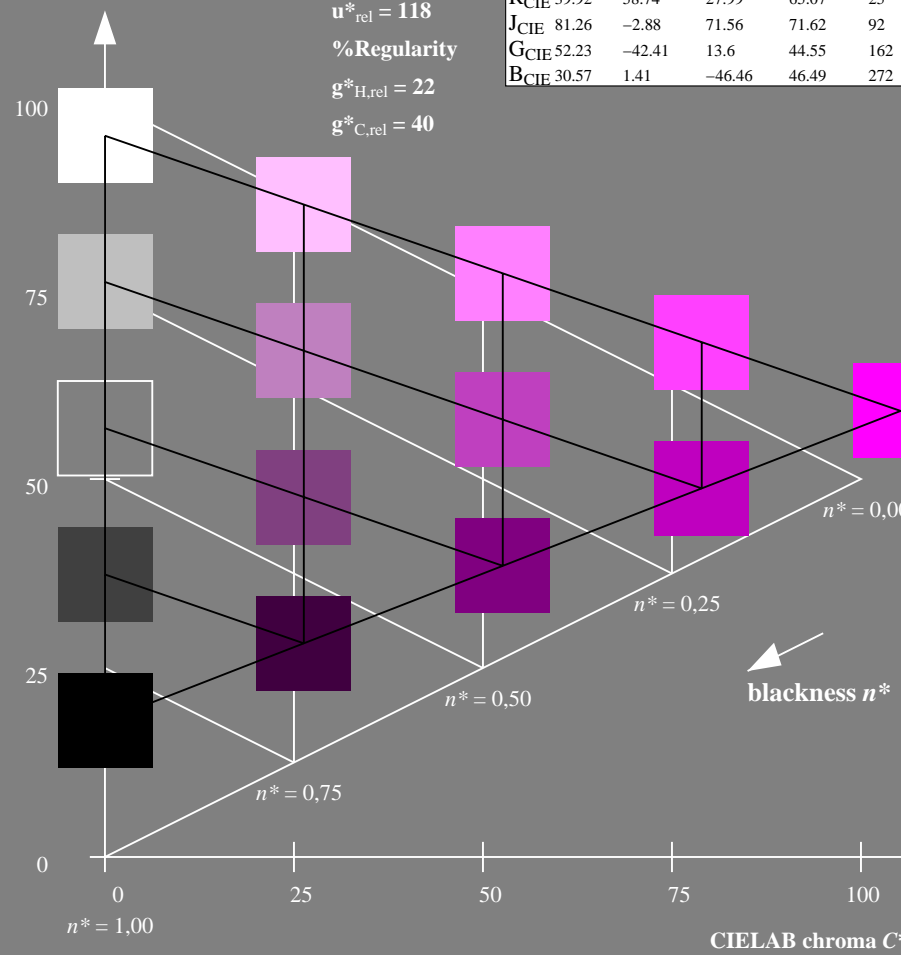
%Gamut

$u^*_{rel} = 118$

%Regularity

$g^*_{H,rel} = 22$

$g^*_{C,rel} = 40$



Output: Colorimetric Television Luminous System TLS18

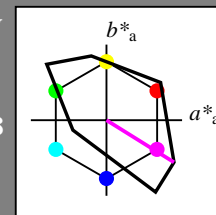
for hue $h^* = lab^*h = 328/360 = 0.911$

LAB*LCH, LAB*NCH

D65: hue M

LCH*Ma: 59 105 328

olv*Ma: 1.0 0.0 1.0



TLS18; adapted (a) CIELAB data

	$L^*=L^*_a$	a^*_a	b^*_a	$C^*_{ab,a}$	$h^*_{ab,a}$
O _{Ma}	52.76	71.63	49.88	87.29	35
Y _{Ma}	92.74	-20.02	84.97	87.3	103
L _{Ma}	84.0	-78.98	73.94	108.2	137
C _{Ma}	87.14	-44.41	-13.11	46.32	196
V _{Ma}	35.47	64.92	-95.06	115.12	304
M _{Ma}	59.01	89.33	-55.67	105.26	328
N _{Ma}	18.01	0.0	0.0	0.0	0
W _{Ma}	95.41	0.0	0.0	0.0	0
R _{CIE}	39.92	58.74	27.99	65.07	25
J _{CIE}	81.26	-2.88	71.56	71.62	92
G _{CIE}	52.23	-42.41	13.6	44.55	162
B _{CIE}	30.57	1.41	-46.46	46.49	272

CIELAB lightness L^*

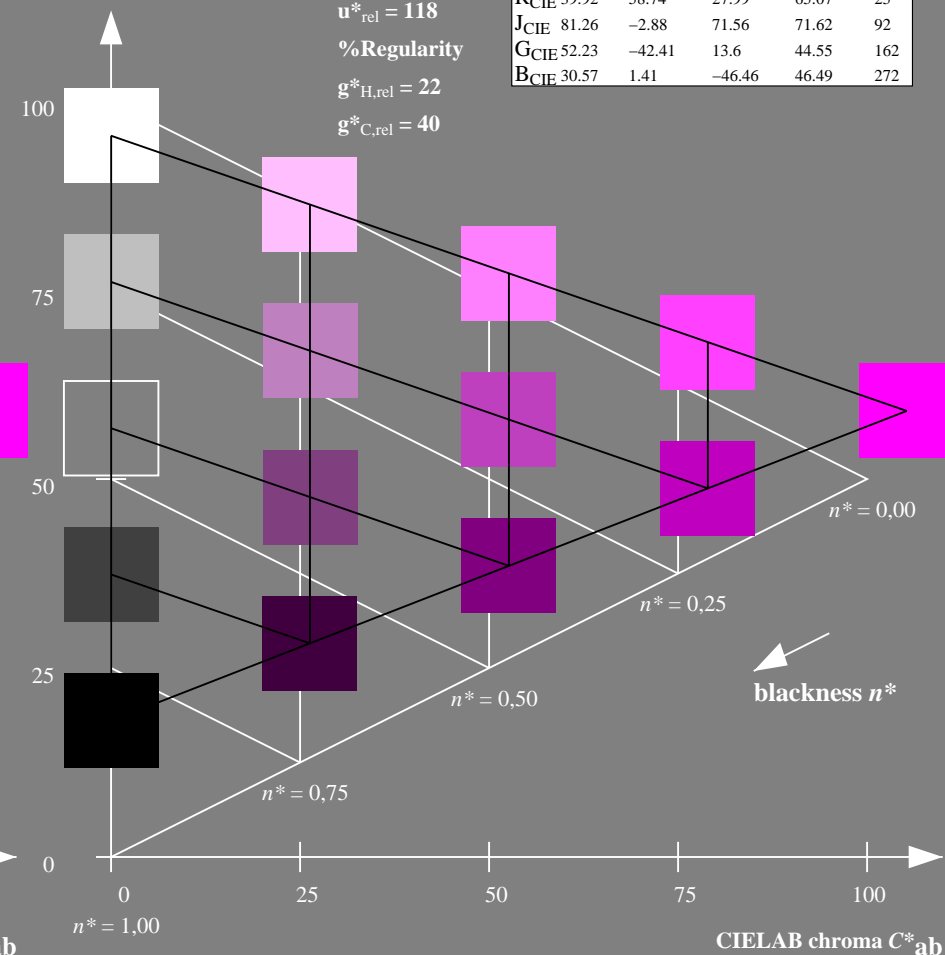
%Gamut

$u^*_{rel} = 118$

%Regularity

$g^*_{H,rel} = 22$

$g^*_{C,rel} = 40$



NE390-7, 5 step scales for constant CIELAB hue 328/360 = 0.911 (left)

5 step scales for constant CIELAB hue 328/360 = 0.911 (right)

BAM-test chart NE39; Colorimetric systems TLS18 & TLS18
 D65: Coordinate systems of 5 step colour scales for 10 hues

input: $olv^* setrgbcolor$
 output: no change compared to input

Input: Colorimetric Television Luminous System TLS18

for hue $h^* = lab^*h = 25/360 = 0.071$

LAB*LCH, LAB*NCH

D65: hue R

LCH*Ma: 54 82 25

olv*Ma: 1.0 0.0 0.14

CIELAB lightness L^*

%Gamut

$u^*_{rel} = 118$

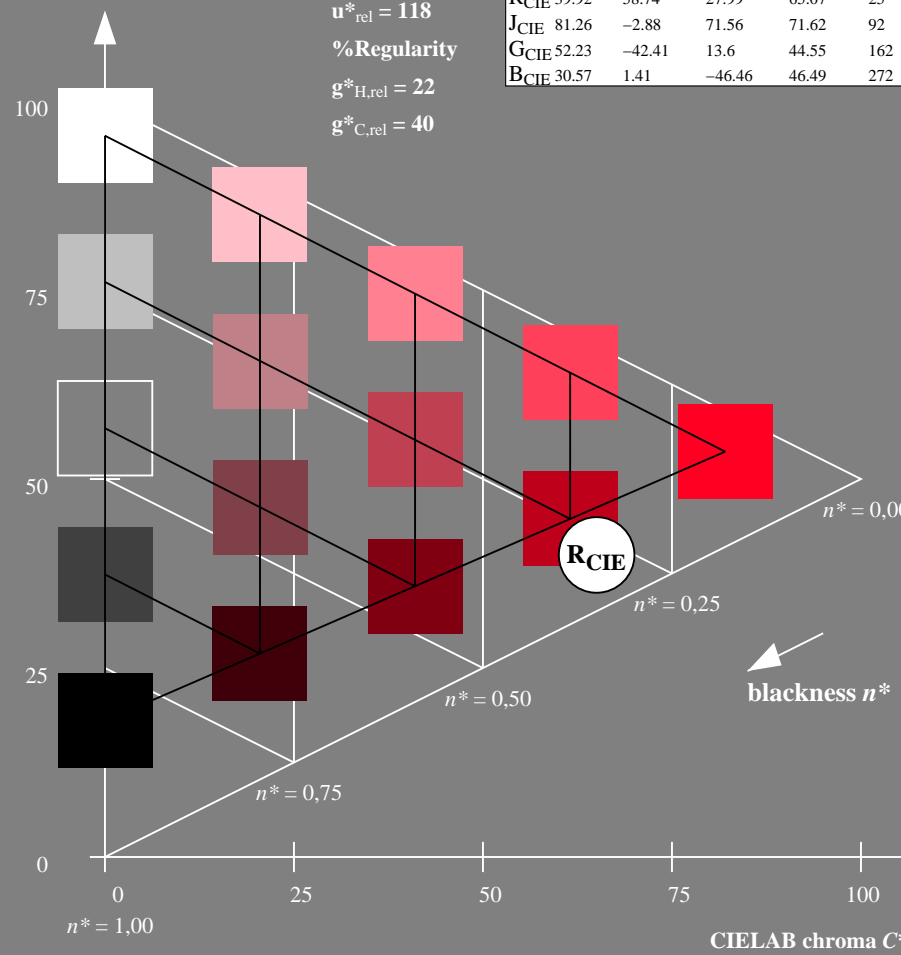
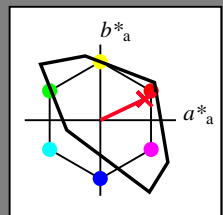
%Regularity

$g^*_{H,rel} = 22$

$g^*_{C,rel} = 40$

TLS18; adapted (a) CIELAB data

	$L^*=L^*_a$	a^*_a	b^*_a	$C^*_{ab,a}$	$h^*_{ab,a}$
O _{Ma}	52.76	71.63	49.88	87.29	35
Y _{Ma}	92.74	-20.02	84.97	87.3	103
L _{Ma}	84.0	-78.98	73.94	108.2	137
C _{Ma}	87.14	-44.41	-13.11	46.32	196
V _{Ma}	35.47	64.92	-95.06	115.12	304
M _{Ma}	59.01	89.33	-55.67	105.26	328
N _{Ma}	18.01	0.0	0.0	0.0	0
W _{Ma}	95.41	0.0	0.0	0.0	0
R _{CIE}	39.92	58.74	27.99	65.07	25
J _{CIE}	81.26	-2.88	71.56	71.62	92
G _{CIE}	52.23	-42.41	13.6	44.55	162
B _{CIE}	30.57	1.41	-46.46	46.49	272



NE390-7, 5 step scales for constant CIELAB hue 25/360 = 0.071 (left)

Output: Colorimetric Television Luminous System TLS18

for hue $h^* = lab^*h = 25/360 = 0.071$

LAB*LCH, LAB*NCH

D65: hue R

LCH*Ma: 54 82 25

olv*Ma: 1.0 0.0 0.14

CIELAB lightness L^*

%Gamut

$u^*_{rel} = 118$

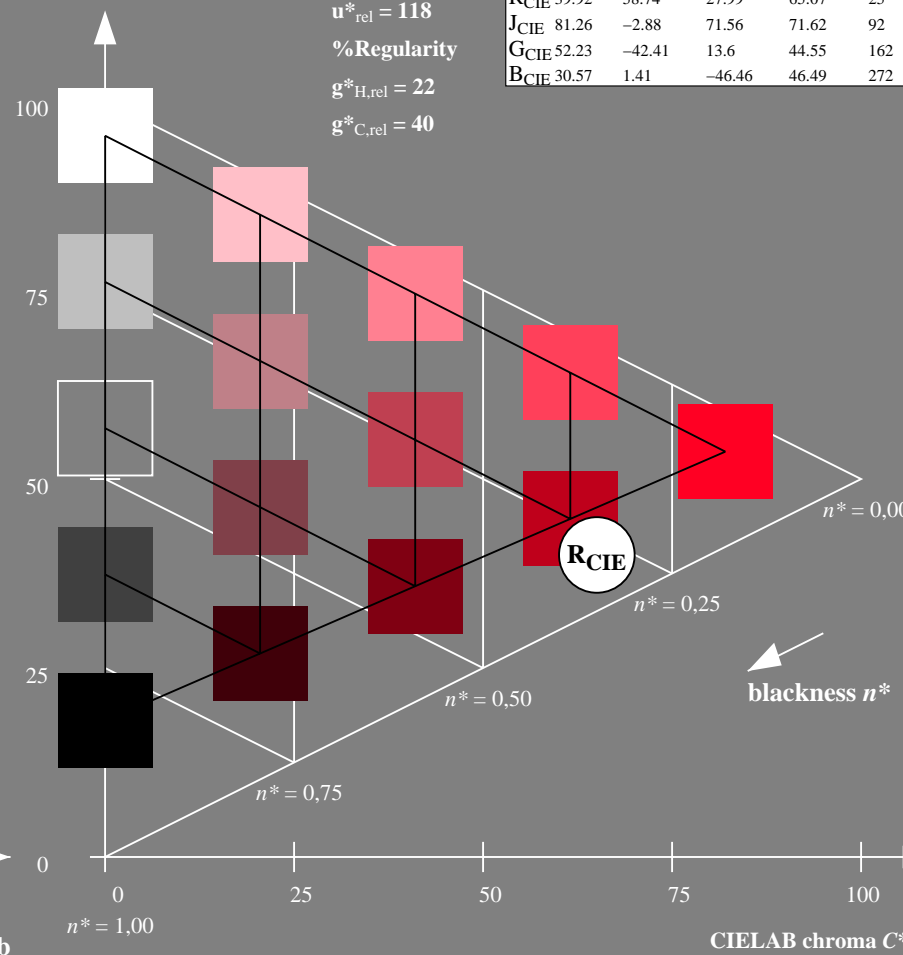
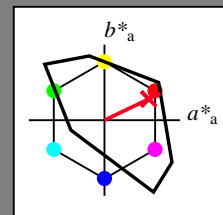
%Regularity

$g^*_{H,rel} = 22$

$g^*_{C,rel} = 40$

TLS18; adapted (a) CIELAB data

	$L^*=L^*_a$	a^*_a	b^*_a	$C^*_{ab,a}$	$h^*_{ab,a}$
O _{Ma}	52.76	71.63	49.88	87.29	35
Y _{Ma}	92.74	-20.02	84.97	87.3	103
L _{Ma}	84.0	-78.98	73.94	108.2	137
C _{Ma}	87.14	-44.41	-13.11	46.32	196
V _{Ma}	35.47	64.92	-95.06	115.12	304
M _{Ma}	59.01	89.33	-55.67	105.26	328
N _{Ma}	18.01	0.0	0.0	0.0	0
W _{Ma}	95.41	0.0	0.0	0.0	0
R _{CIE}	39.92	58.74	27.99	65.07	25
J _{CIE}	81.26	-2.88	71.56	71.62	92
G _{CIE}	52.23	-42.41	13.6	44.55	162
B _{CIE}	30.57	1.41	-46.46	46.49	272



5 step scales for constant CIELAB hue 25/360 = 0.071 (right)

BAM-test chart NE39; Colorimetric systems TLS18 & TLS18
 D65: Coordinate systems of 5 step colour scales for 10 hues

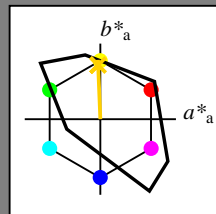
input: olv* setrgbcolor
 output: no change compared to input

Input: Colorimetric Television Luminous System TLS18

for hue $h^* = lab^*h = 92/360 = 0.256$

LAB*LCH, LAB*NCH

D65: hue J
 LCH*Ma: 85 79 92
 olv*Ma: 1.0 0.82 0.0



TLS18; adapted (a) CIELAB data

	$L^* = L^*_a$	a^*_a	b^*_a	$C^*_{ab,a}$	$h^*_{ab,a}$
O _{Ma}	52.76	71.63	49.88	87.29	35
Y _{Ma}	92.74	-20.02	84.97	87.3	103
L _{Ma}	84.0	-78.98	73.94	108.2	137
C _{Ma}	87.14	-44.41	-13.11	46.32	196
V _{Ma}	35.47	64.92	-95.06	115.12	304
M _{Ma}	59.01	89.33	-55.67	105.26	328
N _{Ma}	18.01	0.0	0.0	0.0	0
W _{Ma}	95.41	0.0	0.0	0.0	0
R _{CIE}	39.92	58.74	27.99	65.07	25
J _{CIE}	81.26	-2.88	71.56	71.62	92
G _{CIE}	52.23	-42.41	13.6	44.55	162
B _{CIE}	30.57	1.41	-46.46	46.49	272

CIELAB lightness L^*

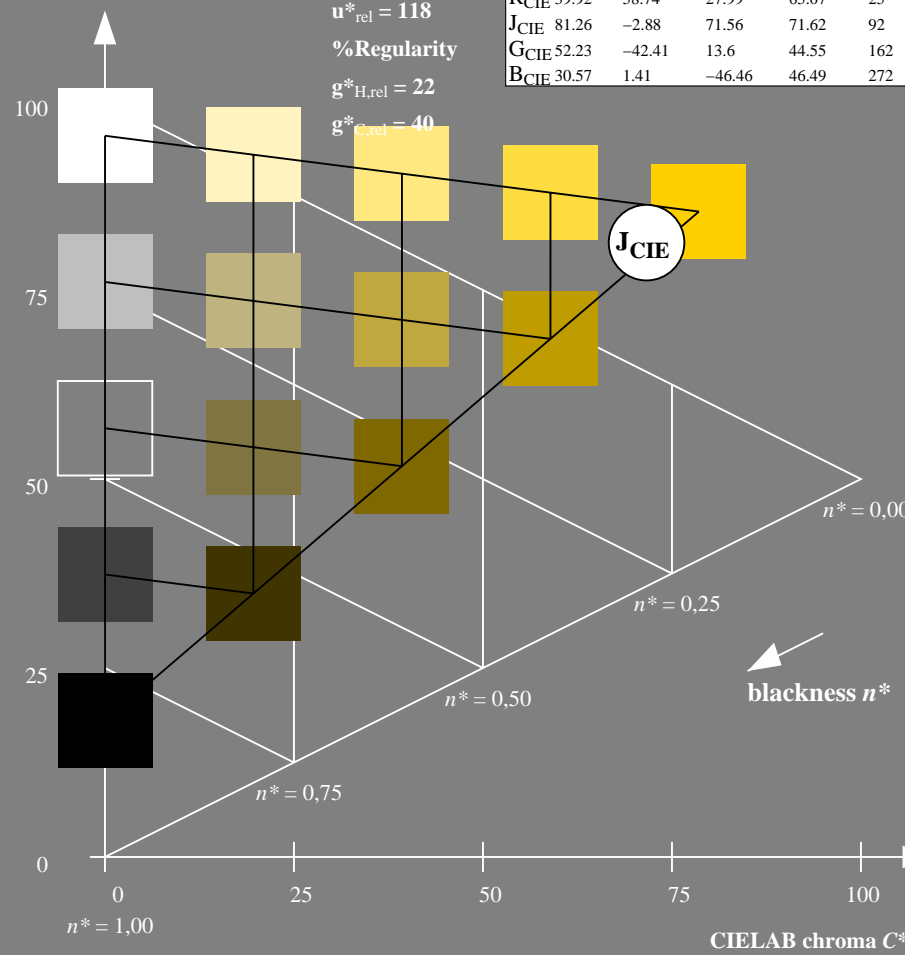
%Gamut

$u^*_{rel} = 118$

%Regularity

$g^*_{H,rel} = 22$

$g^*_{C,rel} = 40$

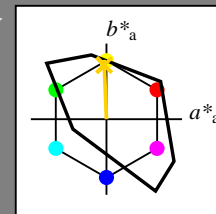


Output: Colorimetric Television Luminous System TLS18

for hue $h^* = lab^*h = 92/360 = 0.256$

LAB*LCH, LAB*NCH

D65: hue J
 LCH*Ma: 85 79 92
 olv*Ma: 1.0 0.82 0.0



TLS18; adapted (a) CIELAB data

	$L^* = L^*_a$	a^*_a	b^*_a	$C^*_{ab,a}$	$h^*_{ab,a}$
O _{Ma}	52.76	71.63	49.88	87.29	35
Y _{Ma}	92.74	-20.02	84.97	87.3	103
L _{Ma}	84.0	-78.98	73.94	108.2	137
C _{Ma}	87.14	-44.41	-13.11	46.32	196
V _{Ma}	35.47	64.92	-95.06	115.12	304
M _{Ma}	59.01	89.33	-55.67	105.26	328
N _{Ma}	18.01	0.0	0.0	0.0	0
W _{Ma}	95.41	0.0	0.0	0.0	0
R _{CIE}	39.92	58.74	27.99	65.07	25
J _{CIE}	81.26	-2.88	71.56	71.62	92
G _{CIE}	52.23	-42.41	13.6	44.55	162
B _{CIE}	30.57	1.41	-46.46	46.49	272

CIELAB lightness L^*

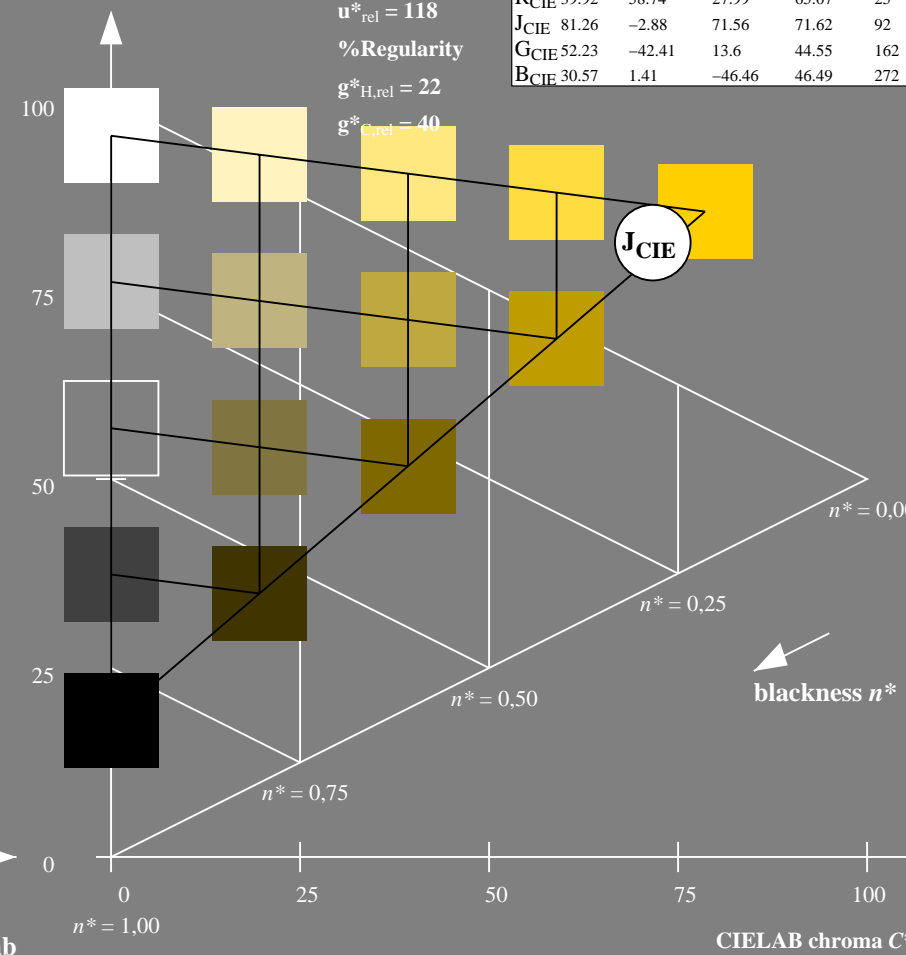
%Gamut

$u^*_{rel} = 118$

%Regularity

$g^*_{H,rel} = 22$

$g^*_{C,rel} = 40$



NE390-7, 5 step scales for constant CIE hue 92/360 = 0.256 (left)

5 step scales for constant CIE hue 92/360 = 0.256 (right)

BAM-test chart NE39; Colorimetric systems TLS18 & TLS18
 D65: Coordinate systems of 5 step colour scales for 10 hues

input: $olv^* setrgbcolor$
 output: no change compared to input

See for similar files: <http://www.ps.bam.de/NE39/>
 Technical information: <http://www.ps.bam.de>
 Version 2.1, io=1,1

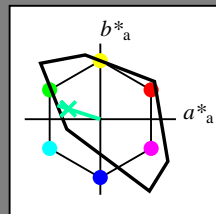
BAM registration: 20060101-NE39/10Q/Q39E07NP.PS/.PDF BAM material: code=rh4ta
 application for evaluation and measurement of printer or monitor systems
 /NE39/ Form: 8/10, Serie: 1/1, Page: 8 Page count: 8

Input: Colorimetric Television Luminous System TLS18

for hue $h^* = lab^*h = 162/360 = 0.451$

LAB*LCH, LAB*NCH

D65: hue G
 LCH*Ma: 86 60 162
 olv*Ma: 0.0 1.0 0.64



TLS18; adapted (a) CIELAB data

	$L^* = L^*_a$	a^*_a	b^*_a	$C^*_{ab,a}$	$h^*_{ab,a}$
O _{Ma}	52.76	71.63	49.88	87.29	35
Y _{Ma}	92.74	-20.02	84.97	87.3	103
L _{Ma}	84.0	-78.98	73.94	108.2	137
C _{Ma}	87.14	-44.41	-13.11	46.32	196
V _{Ma}	35.47	64.92	-95.06	115.12	304
M _{Ma}	59.01	89.33	-55.67	105.26	328
N _{Ma}	18.01	0.0	0.0	0.0	0
W _{Ma}	95.41	0.0	0.0	0.0	0
R _{CIE}	39.92	58.74	27.99	65.07	25
J _{CIE}	81.26	-2.88	71.56	71.62	92
G _{CIE}	52.23	-42.41	13.6	44.55	162
B _{CIE}	30.57	1.41	-46.46	46.49	272

CIELAB lightness L^*

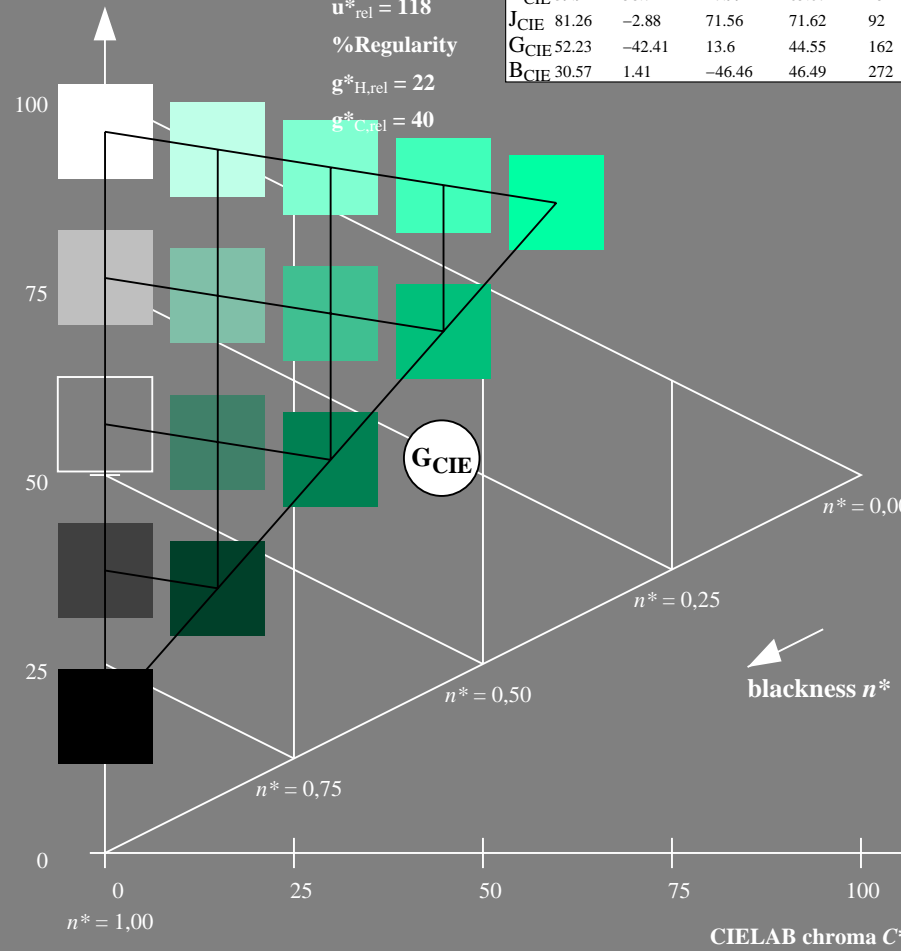
%Gamut

$u^*_{rel} = 118$

%Regularity

$g^*_{H,rel} = 22$

$g^*_{C,rel} = 40$

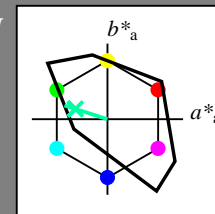


Output: Colorimetric Television Luminous System TLS18

for hue $h^* = lab^*h = 162/360 = 0.451$

LAB*LCH, LAB*NCH

D65: hue G
 LCH*Ma: 86 60 162
 olv*Ma: 0.0 1.0 0.64



TLS18; adapted (a) CIELAB data

	$L^* = L^*_a$	a^*_a	b^*_a	$C^*_{ab,a}$	$h^*_{ab,a}$
O _{Ma}	52.76	71.63	49.88	87.29	35
Y _{Ma}	92.74	-20.02	84.97	87.3	103
L _{Ma}	84.0	-78.98	73.94	108.2	137
C _{Ma}	87.14	-44.41	-13.11	46.32	196
V _{Ma}	35.47	64.92	-95.06	115.12	304
M _{Ma}	59.01	89.33	-55.67	105.26	328
N _{Ma}	18.01	0.0	0.0	0.0	0
W _{Ma}	95.41	0.0	0.0	0.0	0
R _{CIE}	39.92	58.74	27.99	65.07	25
J _{CIE}	81.26	-2.88	71.56	71.62	92
G _{CIE}	52.23	-42.41	13.6	44.55	162
B _{CIE}	30.57	1.41	-46.46	46.49	272

CIELAB lightness L^*

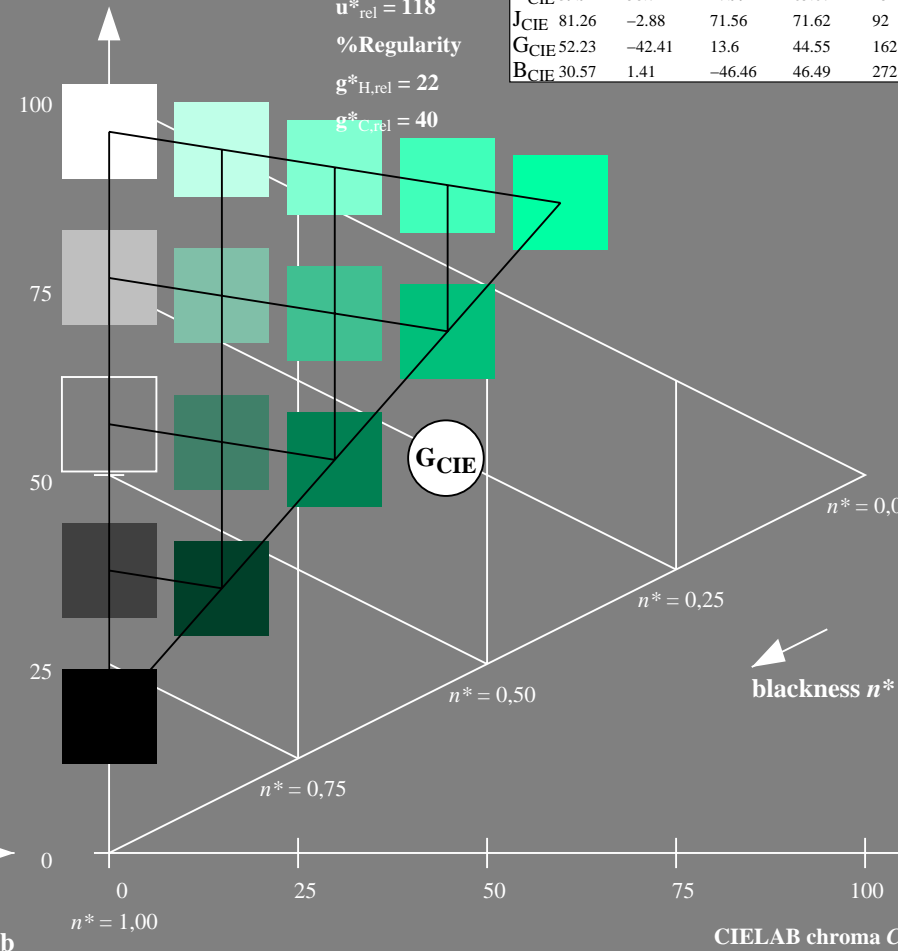
%Gamut

$u^*_{rel} = 118$

%Regularity

$g^*_{H,rel} = 22$

$g^*_{C,rel} = 40$



NE390-7, 5 step scales for constant CIELAB hue 162/360 = 0.451 (left)

5 step scales for constant CIELAB hue 162/360 = 0.451 (right)

BAM-test chart NE39; Colorimetric systems TLS18 & TLS18
 D65: Coordinate systems of 5 step colour scales for 10 hues

input: *olv* setrgbcolor*
 output: *no change compared to input*

See for similar files: <http://www.ps.bam.de/NE39/>
 Technical information: <http://www.ps.bam.de>
 Version 2.1, io=1,1

BAM registration: 20060101-NE39/10Q/Q39E08NP.PS/.PDF BAM material: code=rh4ta
 application for evaluation and measurement of printer or monitor systems
 /NE39/ Form: 9/10, Serie: 1/1, Page: 9 Page count: 9

Input: Colorimetric Television Luminous System TLS18

for hue $h^* = lab^*h = 272/360 = 0.755$

LAB*LCH, LAB*NCH

D65: hue B

LCH*Ma: 65 48 272

olv*Ma: 0.0 0.58 1.0

CIE LAB lightness L^*

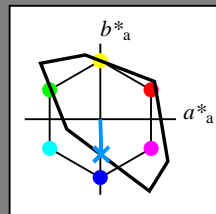
%Gamut

$u^*_{rel} = 118$

%Regularity

$g^*_{H,rel} = 22$

$g^*_{C,rel} = 40$



TLS18; adapted (a) CIE LAB data

	$L^*=L^*_a$	a^*_a	b^*_a	$C^*_{ab,a}$	$h^*_{ab,a}$
O _{Ma}	52.76	71.63	49.88	87.29	35
Y _{Ma}	92.74	-20.02	84.97	87.3	103
L _{Ma}	84.0	-78.98	73.94	108.2	137
C _{Ma}	87.14	-44.41	-13.11	46.32	196
V _{Ma}	35.47	64.92	-95.06	115.12	304
M _{Ma}	59.01	89.33	-55.67	105.26	328
N _{Ma}	18.01	0.0	0.0	0.0	0
W _{Ma}	95.41	0.0	0.0	0.0	0
R _{CIE}	39.92	58.74	27.99	65.07	25
J _{CIE}	81.26	-2.88	71.56	71.62	92
G _{CIE}	52.23	-42.41	13.6	44.55	162
B _{CIE}	30.57	1.41	-46.46	46.49	272

Output: Colorimetric Television Luminous System TLS18

for hue $h^* = lab^*h = 272/360 = 0.755$

LAB*LCH, LAB*NCH

D65: hue B

LCH*Ma: 65 48 272

olv*Ma: 0.0 0.58 1.0

CIE LAB lightness L^*

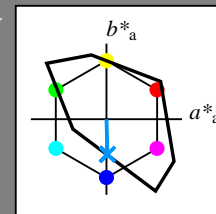
%Gamut

$u^*_{rel} = 118$

%Regularity

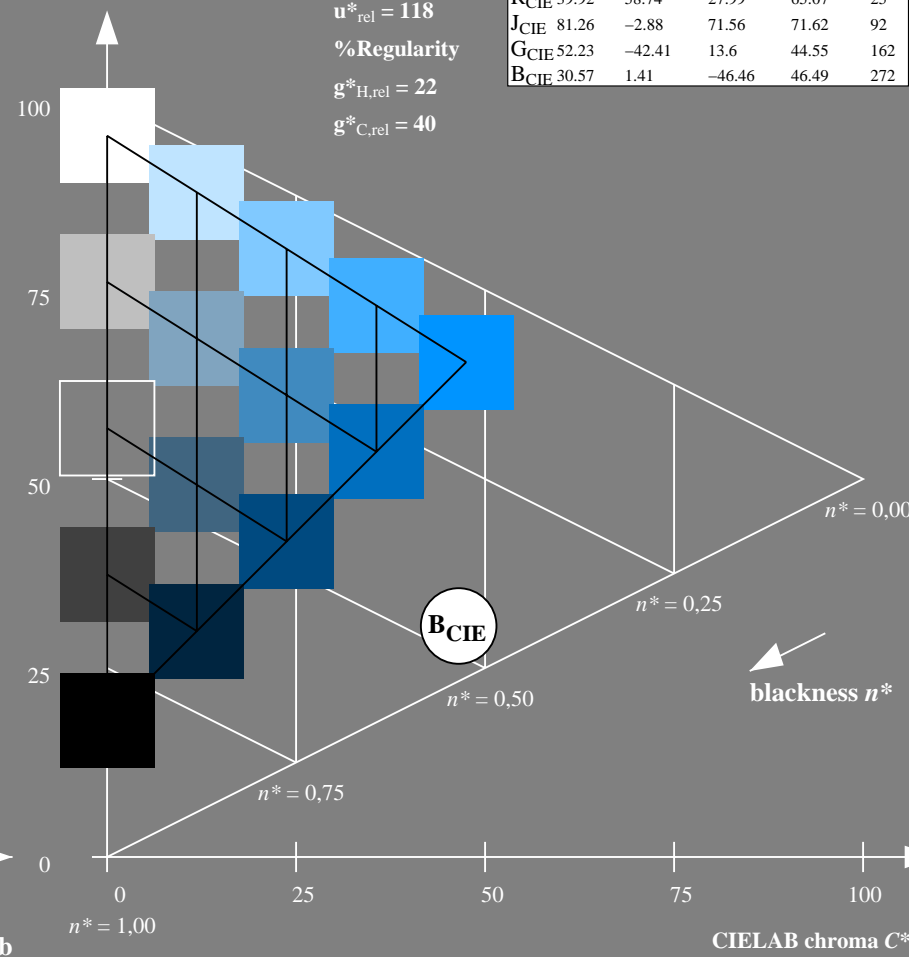
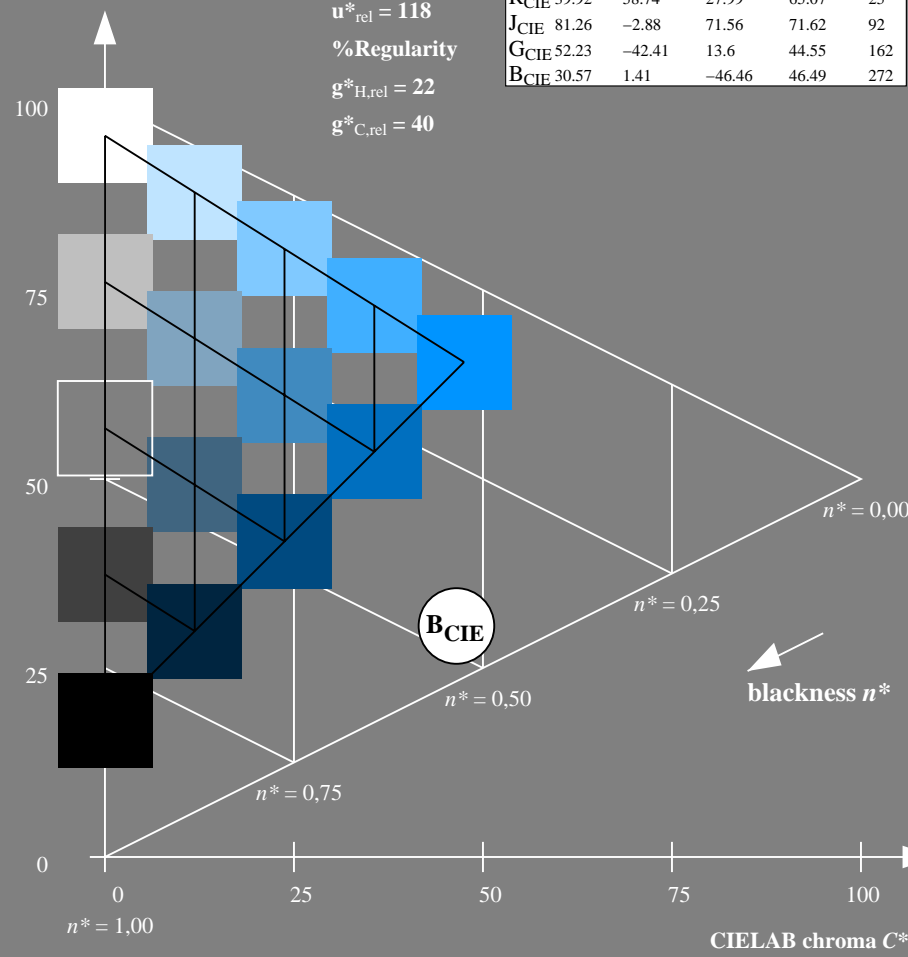
$g^*_{H,rel} = 22$

$g^*_{C,rel} = 40$



TLS18; adapted (a) CIE LAB data

	$L^*=L^*_a$	a^*_a	b^*_a	$C^*_{ab,a}$	$h^*_{ab,a}$
O _{Ma}	52.76	71.63	49.88	87.29	35
Y _{Ma}	92.74	-20.02	84.97	87.3	103
L _{Ma}	84.0	-78.98	73.94	108.2	137
C _{Ma}	87.14	-44.41	-13.11	46.32	196
V _{Ma}	35.47	64.92	-95.06	115.12	304
M _{Ma}	59.01	89.33	-55.67	105.26	328
N _{Ma}	18.01	0.0	0.0	0.0	0
W _{Ma}	95.41	0.0	0.0	0.0	0
R _{CIE}	39.92	58.74	27.99	65.07	25
J _{CIE}	81.26	-2.88	71.56	71.62	92
G _{CIE}	52.23	-42.41	13.6	44.55	162
B _{CIE}	30.57	1.41	-46.46	46.49	272



NE390-7, 5 step scales for constant CIE LAB hue 272/360 = 0.755 (left)

5 step scales for constant CIE LAB hue 272/360 = 0.755 (right)

BAM-test chart NE39; Colorimetric systems TLS18 & TLS18
 D65: Coordinate systems of 5 step colour scales for 10 hues

input: olv* setrgbcolor
 output: no change compared to input

See for similar files: <http://www.ps.bam.de/NE39/>
 Technical information: <http://www.ps.bam.de>
 Version 2.1, io=1,1

BAM registration: 20060101-NE39/10Q/Q39E09NP.PS/.PDF BAM material: code=rh4ta
 application for evaluation and measurement of printer or monitor systems
 /NE39/ Form: 10/10/Scene: 1/1, Page: 10 Page count: 10