

Input: Colorimetric Television Luminous System TLS18

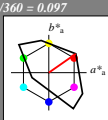
for hue $h^* = lab^*h = 35/360 = 0.097$

LAB^*LCH, LAB^*NCH

D65: hue O

LCH^{*}Ma: 53 87 35

olv^{*}Ma: 1.0 0.0 0.0



TLS18; adapted (a) CIELAB data

$L^*-L^*_a$	a^*_a	b^*_a	$C^*_{ab,a}$	$h^*_{ab,a}$	
OMa	52.76	71.63	49.88	87.29	35
YMa	92.74	-20.02	84.97	87.3	103
LMa	84.0	-78.98	73.94	108.2	137
CMa	87.14	-44.41	-13.11	46.32	196
VMa	35.47	64.92	-95.06	115.12	304
NMa	59.01	89.33	-55.67	105.26	328
NMa	18.01	0.0	0.0	0.0	0
WMa	95.41	0.0	0.0	0.0	0
RCIE	39.92	58.74	27.99	65.07	25
JCIE	81.26	-2.88	71.56	71.62	92
GCIE	52.23	-42.41	13.6	44.55	162
BCIE	30.57	1.41	-46.46	46.49	272

%Gamut

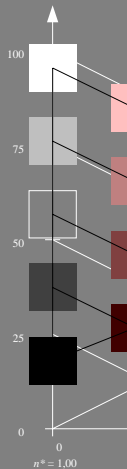
$u^*_{rel} = 118$

%Regularity

$g^*_{H,rel} = 22$

$g^*_{C,rel} = 40$

CIELAB lightness L^*



Output: Colorimetric Television Luminous System TLS18

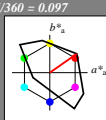
for hue $h^* = lab^*h = 35/360 = 0.097$

LAB^*LCH, LAB^*NCH

D65: hue O

LCH^{*}Ma: 53 87 35

olv^{*}Ma: 1.0 0.0 0.0



TLS18; adapted (a) CIELAB data

$L^*-L^*_a$	a^*_a	b^*_a	$C^*_{ab,a}$	$h^*_{ab,a}$	
OMa	52.76	71.63	49.88	87.29	35
YMa	92.74	-20.02	84.97	87.3	103
LMa	84.0	-78.98	73.94	108.2	137
CMa	87.14	-44.41	-13.11	46.32	196
VMa	35.47	64.92	-95.06	115.12	304
NMa	59.01	89.33	-55.67	105.26	328
NMa	18.01	0.0	0.0	0.0	0
WMa	95.41	0.0	0.0	0.0	0
RCIE	39.92	58.74	27.99	65.07	25
JCIE	81.26	-2.88	71.56	71.62	92
GCIE	52.23	-42.41	13.6	44.55	162
BCIE	30.57	1.41	-46.46	46.49	272

%Gamut

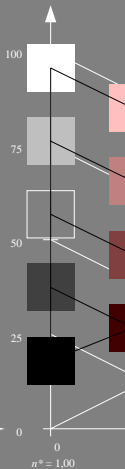
$u^*_{rel} = 118$

%Regularity

$g^*_{H,rel} = 22$

$g^*_{C,rel} = 40$

CIELAB lightness L^*



NE39~7, 5 step scales for constant CIELAB hue 35/360 = 0.097 (left)

5 step scales for constant CIELAB hue 35/360 = 0.097 (right)

BAM-test chart NE39; Colorimetric systems TLS18 & TLS18

D65: Coordinate systems of 5 step colour scales for 10 hues

input: olv^{*} setrgbcolor

output: olv^{*} setrgbcolor / w* setgray