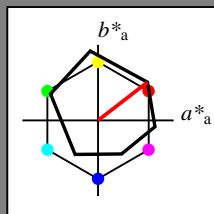


Input: Colorimetric Offset Reflective System ORS18

for hue $h^* = lab^*h = 38/360 = 0.105$
 lab^*ich and lab^*nch

D65: hue O
 LCH*Ma: 48 83 38
 olv*Ma: 1.0 0.0 0.0

triangle lightness t^*



%Gamut
 $u^*_{rel} = 93$
 %Regularity
 $g^*_{H,rel} = 57$
 $g^*_{C,rel} = 59$

ORS18; adapted (a) CIELAB data

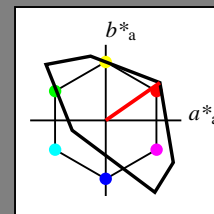
	$L^*=L^*_a$	a^*_a	b^*_a	$C^*_{ab,a}$	$h^*_{ab,a}$
O _{Ma}	47.94	65.39	50.52	82.63	38
Y _{Ma}	90.37	-10.26	91.75	92.32	96
L _{Ma}	50.9	-62.83	34.96	71.91	151
C _{Ma}	58.62	-30.34	-45.01	54.3	236
V _{Ma}	25.72	31.1	-44.4	54.22	305
M _{Ma}	48.13	75.28	-8.36	75.74	354
N _{Ma}	18.01	0.0	0.0	0.0	0
W _{Ma}	95.41	0.0	0.0	0.0	0
R _{CIE}	39.92	58.66	26.98	64.57	25
J _{CIE}	81.26	-2.16	67.76	67.79	92
G _{CIE}	52.23	-42.25	11.76	43.87	164
B _{CIE}	30.57	1.15	-46.84	46.86	271

Output: Colorimetric Television Luminous System TLS18

for hue $h^* = lab^*h = 35/360 = 0.097$
 lab^*ich and lab^*nch

D65: hue O
 LCH*Ma: 53 87 35
 olv*Ma: 1.0 0.0 0.0

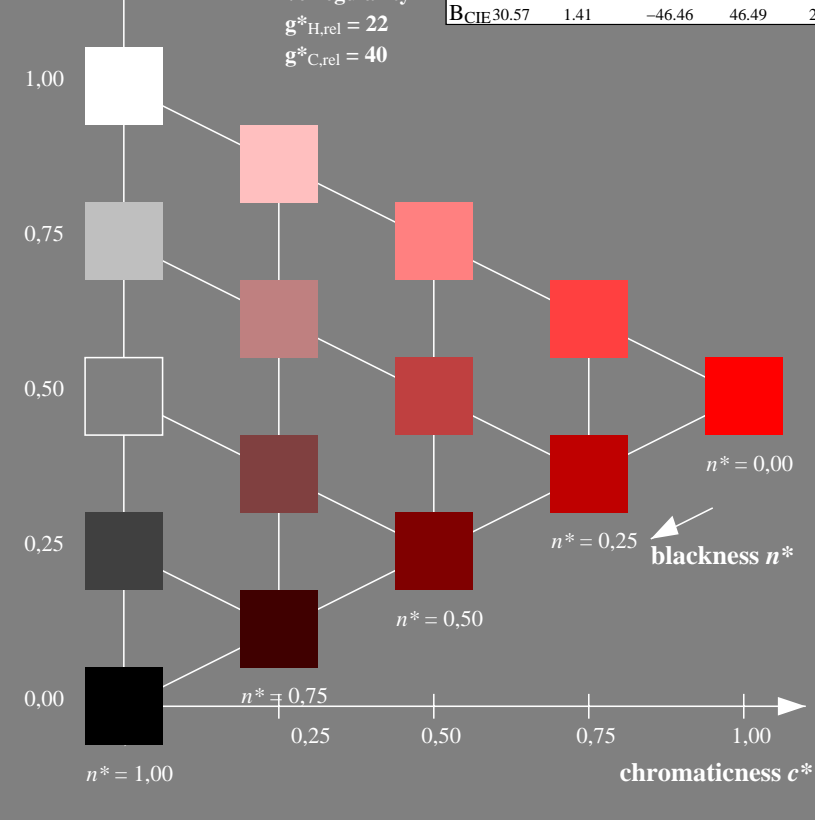
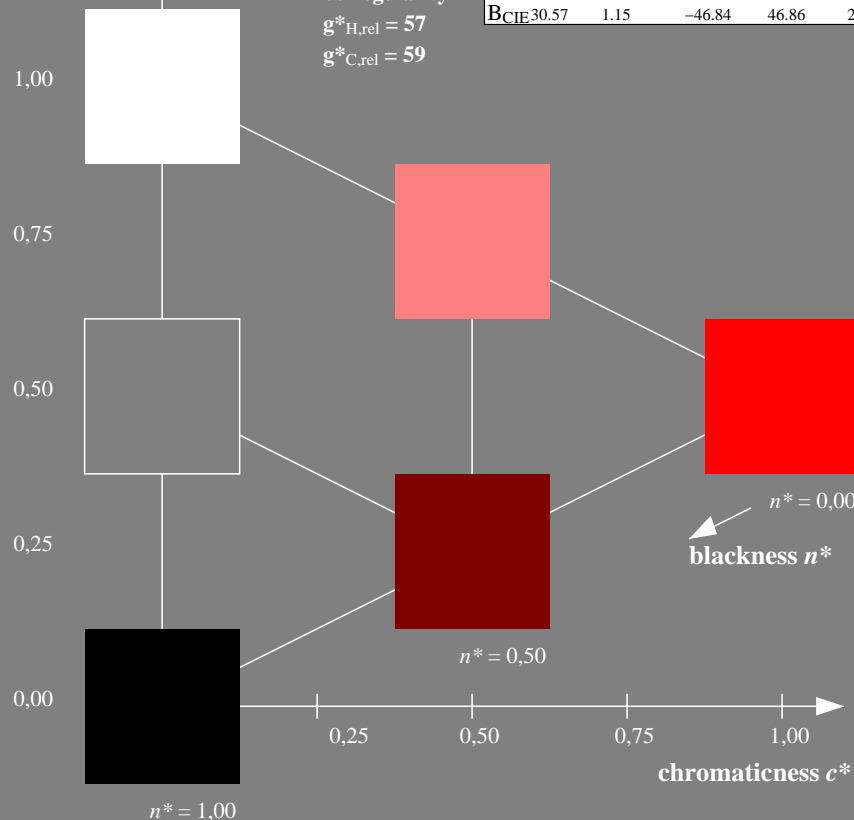
triangle lightness t^*



%Gamut
 $u^*_{rel} = 118$
 %Regularity
 $g^*_{H,rel} = 22$
 $g^*_{C,rel} = 40$

TLS18; adapted (a) CIELAB data

	$L^*=L^*_a$	a^*_a	b^*_a	$C^*_{ab,a}$	$h^*_{ab,a}$
O _{Ma}	52.76	71.63	49.88	87.29	35
Y _{Ma}	92.74	-20.02	84.97	87.3	103
L _{Ma}	84.0	-78.98	73.94	108.2	137
C _{Ma}	87.14	-44.41	-13.11	46.32	196
V _{Ma}	35.47	64.92	-95.06	115.12	304
M _{Ma}	59.01	89.33	-55.67	105.26	328
N _{Ma}	18.01	0.0	0.0	0.0	0
W _{Ma}	95.41	0.0	0.0	0.0	0
R _{CIE}	39.92	58.74	27.99	65.07	25
J _{CIE}	81.26	-2.88	71.56	71.62	92
G _{CIE}	52.23	-42.41	13.6	44.55	162
B _{CIE}	30.57	1.41	-46.46	46.49	272



NE610-7, 3 step scales for constant CIELAB hue 38/360 = 0.105 (left)

5 step scales for constant CIELAB hue 35/360 = 0.097 (right)

BAM-test chart NE61; Colorimetric systems ORS18 & TLS18
 D65: 3 and 5 step colour scales for 10 hues

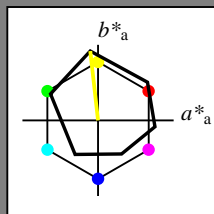
input: olv* setrgbcolor
 output: no change compared to input

Input: Colorimetric Offset Reflective System ORS18

for hue $h^* = lab^*h = 96/360 = 0.268$
 lab^*tch and lab^*nch

D65: hue Y
 LCH*Ma: 90 92 96
 olv*Ma: 1.0 1.0 0.0

triangle lightness t^*



%Gamut
 $u^*_{rel} = 93$
 %Regularity
 $g^*_{H,rel} = 57$
 $g^*_{C,rel} = 59$

ORS18; adapted (a) CIELAB data

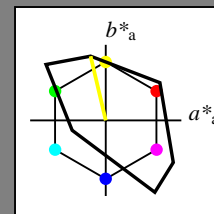
	$L^*=L^*_a$	a^*_a	b^*_a	$C^*_{ab,a}$	$h^*_{ab,a}$
OMa	47.94	65.39	50.52	82.63	38
YMa	90.37	-10.26	91.75	92.32	96
LMa	50.9	-62.83	34.96	71.91	151
CMa	58.62	-30.34	-45.01	54.3	236
VMa	25.72	31.1	-44.4	54.22	305
MMa	48.13	75.28	-8.36	75.74	354
NMa	18.01	0.0	0.0	0.0	0
WMa	95.41	0.0	0.0	0.0	0
RCIE	39.92	58.66	26.98	64.57	25
JCIE	81.26	-2.16	67.76	67.79	92
GCIE	52.23	-42.25	11.76	43.87	164
BCIE	30.57	1.15	-46.84	46.86	271

Output: Colorimetric Television Luminous System TLS18

for hue $h^* = lab^*h = 103/360 = 0.287$
 lab^*tch and lab^*nch

D65: hue Y
 LCH*Ma: 93 87 103
 olv*Ma: 1.0 1.0 0.0

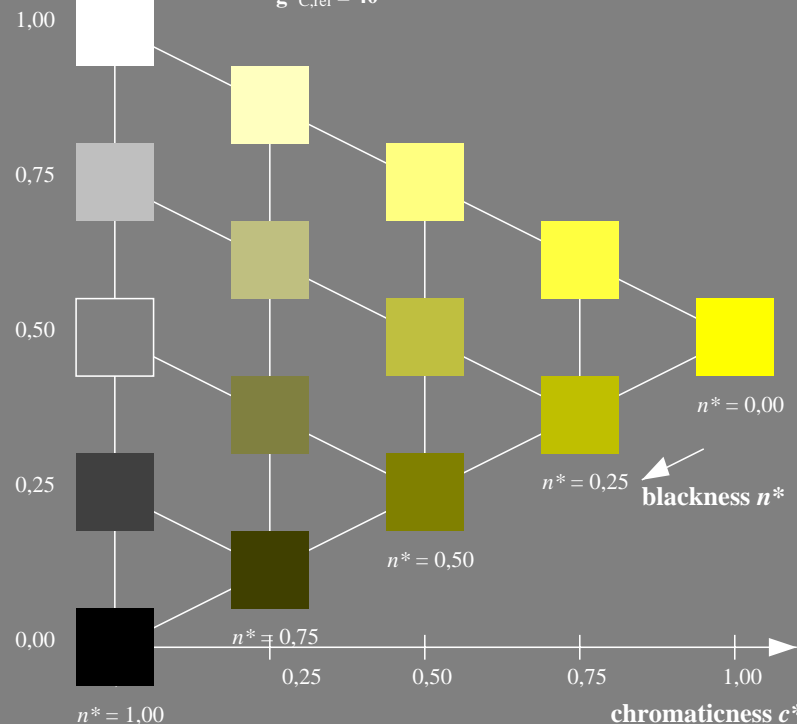
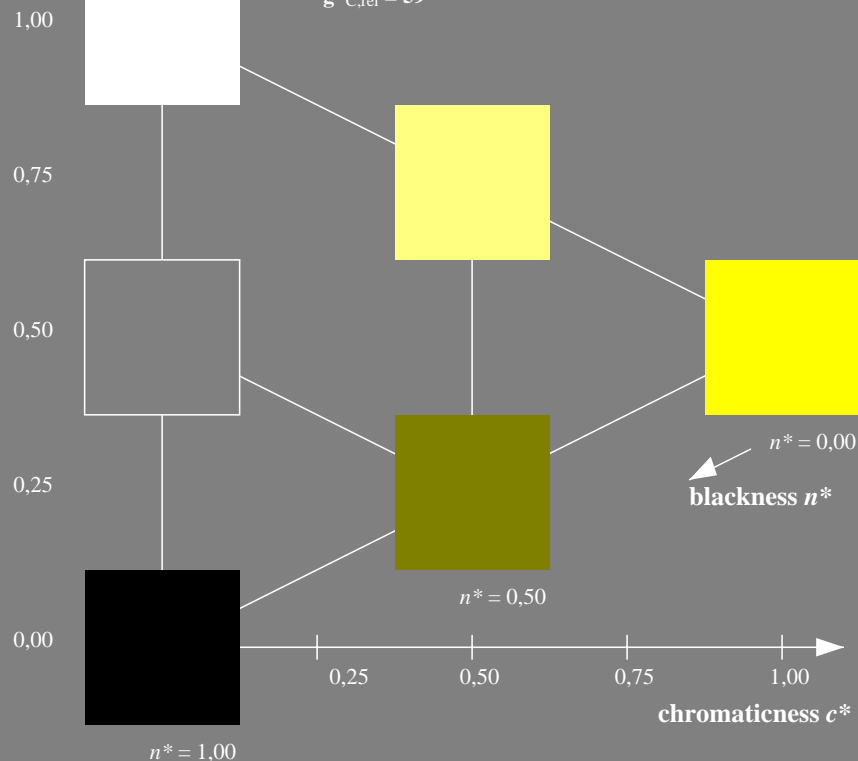
triangle lightness t^*



%Gamut
 $u^*_{rel} = 118$
 %Regularity
 $g^*_{H,rel} = 22$
 $g^*_{C,rel} = 40$

TLS18; adapted (a) CIELAB data

	$L^*=L^*_a$	a^*_a	b^*_a	$C^*_{ab,a}$	$h^*_{ab,a}$
OMa	52.76	71.63	49.88	87.29	35
YMa	92.74	-20.02	84.97	87.3	103
LMa	84.0	-78.98	73.94	108.2	137
CMa	87.14	-44.41	-13.11	46.32	196
VMa	35.47	64.92	-95.06	115.12	304
MMa	59.01	89.33	-55.67	105.26	328
NMa	18.01	0.0	0.0	0.0	0
WMa	95.41	0.0	0.0	0.0	0
RCIE	39.92	58.74	27.99	65.07	25
JCIE	81.26	-2.88	71.56	71.62	92
GCIE	52.23	-42.41	13.6	44.55	162
BCIE	30.57	1.41	-46.46	46.49	272



NE610-7, 3 step scales for constant CIELAB hue 96/360 = 0.268 (left)

5 step scales for constant CIELAB hue 103/360 = 0.287 (right)

BAM-test chart NE61; Colorimetric systems ORS18 & TLS18
 D65: 3 and 5 step colour scales for 10 hues

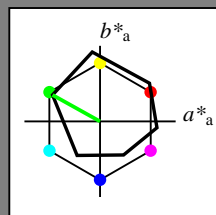
input: olv^* setrgbcolor
 output: no change compared to input

Input: Colorimetric Offset Reflective System ORS18

for hue $h^* = lab^*h = 151/360 = 0.419$
 lab^*ich and lab^*nch

D65: hue L
 LCH*Ma: 51 72 151
 olv*Ma: 0.0 1.0 0.0

triangle lightness t^*



%Gamut
 $u^*_{rel} = 93$
 %Regularity
 $g^*_{H,rel} = 57$
 $g^*_{C,rel} = 59$

ORS18; adapted (a) CIELAB data

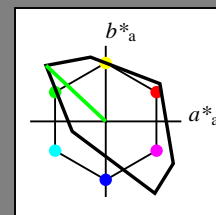
	$L^*=L^*_a$	a^*_a	b^*_a	$C^*_{ab,a}$	$h^*_{ab,a}$
O _{Ma}	47.94	65.39	50.52	82.63	38
Y _{Ma}	90.37	-10.26	91.75	92.32	96
L _{Ma}	50.9	-62.83	34.96	71.91	151
C _{Ma}	58.62	-30.34	-45.01	54.3	236
V _{Ma}	25.72	31.1	-44.4	54.22	305
M _{Ma}	48.13	75.28	-8.36	75.74	354
N _{Ma}	18.01	0.0	0.0	0.0	0
W _{Ma}	95.41	0.0	0.0	0.0	0
R _{CIE}	39.92	58.66	26.98	64.57	25
J _{CIE}	81.26	-2.16	67.76	67.79	92
G _{CIE}	52.23	-42.25	11.76	43.87	164
B _{CIE}	30.57	1.15	-46.84	46.86	271

Output: Colorimetric Television Luminous System TLS18

for hue $h^* = lab^*h = 137/360 = 0.38$
 lab^*ich and lab^*nch

D65: hue L
 LCH*Ma: 84 108 137
 olv*Ma: 0.0 1.0 0.0

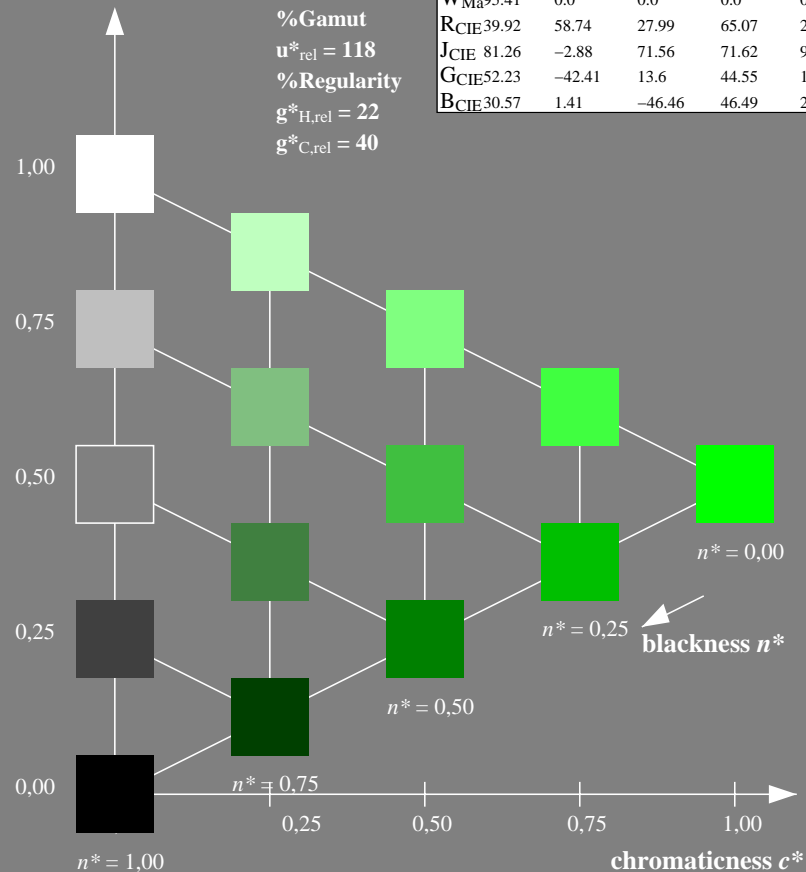
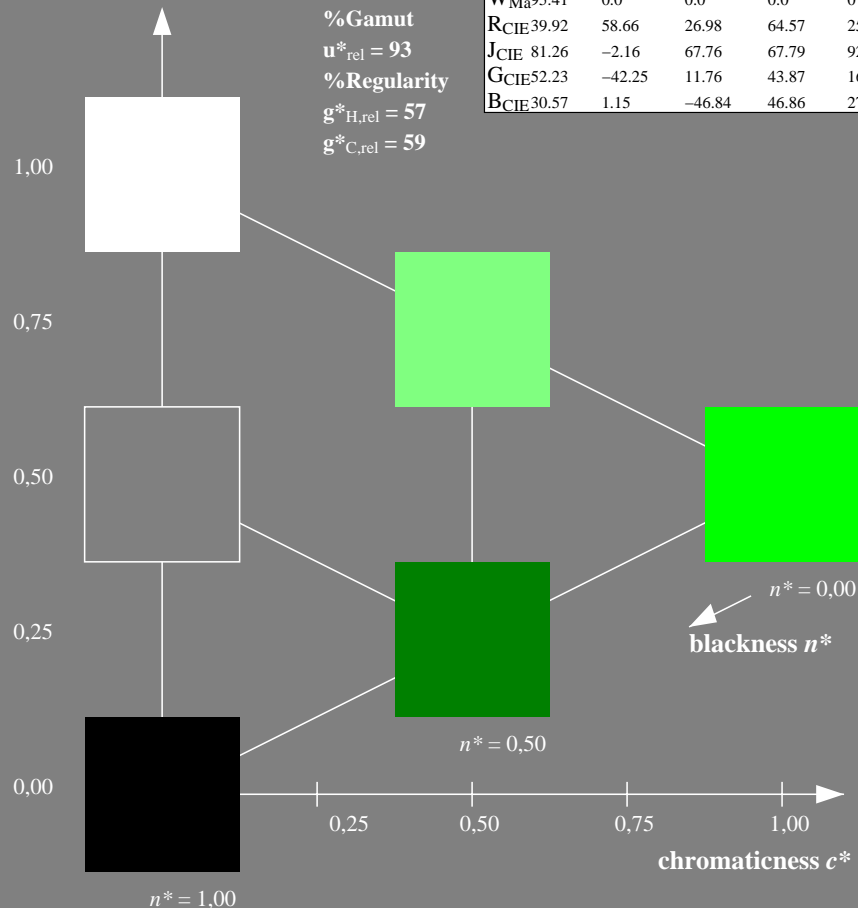
triangle lightness t^*



%Gamut
 $u^*_{rel} = 118$
 %Regularity
 $g^*_{H,rel} = 22$
 $g^*_{C,rel} = 40$

TLS18; adapted (a) CIELAB data

	$L^*=L^*_a$	a^*_a	b^*_a	$C^*_{ab,a}$	$h^*_{ab,a}$
O _{Ma}	52.76	71.63	49.88	87.29	35
Y _{Ma}	92.74	-20.02	84.97	87.3	103
L _{Ma}	84.0	-78.98	73.94	108.2	137
C _{Ma}	87.14	-44.41	-13.11	46.32	196
V _{Ma}	35.47	64.92	-95.06	115.12	304
M _{Ma}	59.01	89.33	-55.67	105.26	328
N _{Ma}	18.01	0.0	0.0	0.0	0
W _{Ma}	95.41	0.0	0.0	0.0	0
R _{CIE}	39.92	58.74	27.99	65.07	25
J _{CIE}	81.26	-2.88	71.56	71.62	92
G _{CIE}	52.23	-42.41	13.6	44.55	162
B _{CIE}	30.57	1.41	-46.46	46.49	272



NE610-7, 3 step scales for constant CIE LAB hue 151/360 = 0.419 (left)

5 step scales for constant CIE LAB hue 137/360 = 0.38 (right)

BAM-test chart NE61; Colorimetric systems ORS18 & TLS18
 D65: 3 and 5 step colour scales for 10 hues

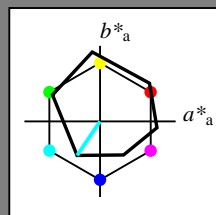
input: olv* setrgbcolor
 output: no change compared to input

Input: Colorimetric Offset Reflective System ORS18

for hue $h^* = lab^*h = 236/360 = 0.656$
 lab^*ich and lab^*nch

D65: hue C
 LCH*Ma: 59 54 236
 olv*Ma: 0.0 1.0 1.0

triangle lightness t^*



%Gamut
 $u^*_{rel} = 93$
 %Regularity
 $g^*_{H,rel} = 57$
 $g^*_{C,rel} = 59$

ORS18; adapted (a) CIELAB data

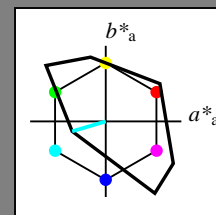
	$L^*=L^*_a$	a^*_a	b^*_a	$C^*_{ab,a}$	$h^*_{ab,a}$
O _{Ma}	47.94	65.39	50.52	82.63	38
Y _{Ma}	90.37	-10.26	91.75	92.32	96
L _{Ma}	50.9	-62.83	34.96	71.91	151
C _{Ma}	58.62	-30.34	-45.01	54.3	236
V _{Ma}	25.72	31.1	-44.4	54.22	305
M _{Ma}	48.13	75.28	-8.36	75.74	354
N _{Ma}	18.01	0.0	0.0	0.0	0
W _{Ma}	95.41	0.0	0.0	0.0	0
R _{CIE}	39.92	58.66	26.98	64.57	25
J _{CIE}	81.26	-2.16	67.76	67.79	92
G _{CIE}	52.23	-42.25	11.76	43.87	164
B _{CIE}	30.57	1.15	-46.84	46.86	271

Output: Colorimetric Television Luminous System TLS18

for hue $h^* = lab^*h = 196/360 = 0.546$
 lab^*ich and lab^*nch

D65: hue C
 LCH*Ma: 87 46 196
 olv*Ma: 0.0 1.0 1.0

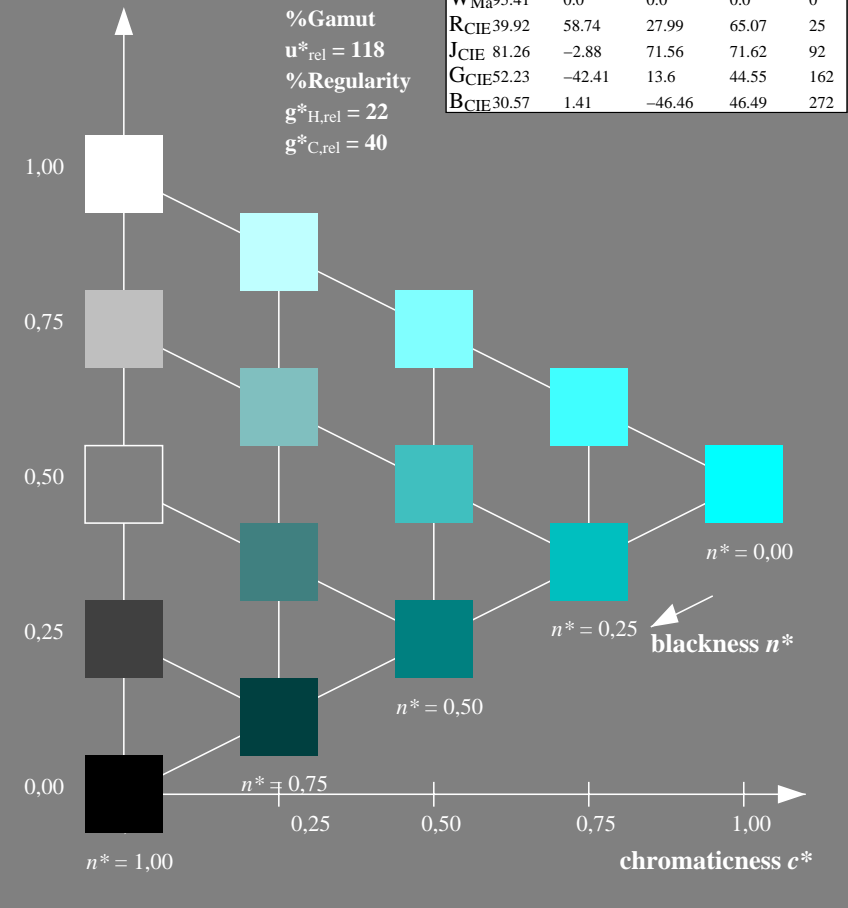
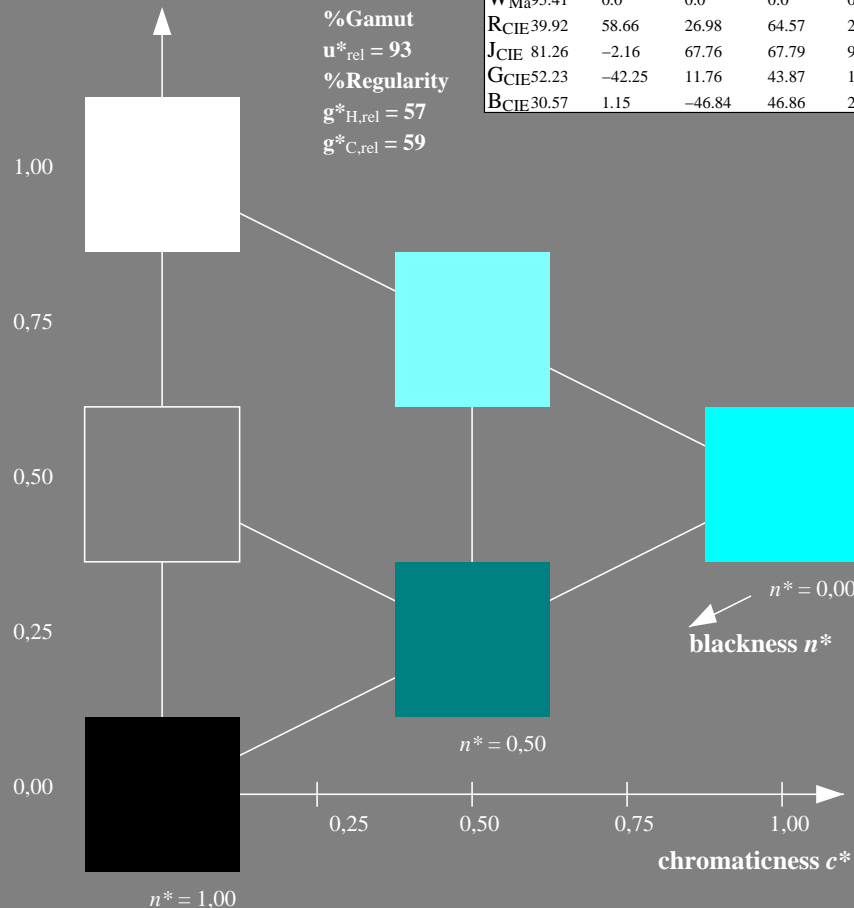
triangle lightness t^*



%Gamut
 $u^*_{rel} = 118$
 %Regularity
 $g^*_{H,rel} = 22$
 $g^*_{C,rel} = 40$

TLS18; adapted (a) CIELAB data

	$L^*=L^*_a$	a^*_a	b^*_a	$C^*_{ab,a}$	$h^*_{ab,a}$
O _{Ma}	52.76	71.63	49.88	87.29	35
Y _{Ma}	92.74	-20.02	84.97	87.3	103
L _{Ma}	84.0	-78.98	73.94	108.2	137
C _{Ma}	87.14	-44.41	-13.11	46.32	196
V _{Ma}	35.47	64.92	-95.06	115.12	304
M _{Ma}	59.01	89.33	-55.67	105.26	328
N _{Ma}	18.01	0.0	0.0	0.0	0
W _{Ma}	95.41	0.0	0.0	0.0	0
R _{CIE}	39.92	58.74	27.99	65.07	25
J _{CIE}	81.26	-2.88	71.56	71.62	92
G _{CIE}	52.23	-42.41	13.6	44.55	162
B _{CIE}	30.57	1.41	-46.46	46.49	272



NE610-7, 3 step scales for constant CIELAB hue 236/360 = 0.656 (left)

5 step scales for constant CIELAB hue 196/360 = 0.546 (right)

BAM-test chart NE61; Colorimetric systems ORS18 & TLS18
 D65: 3 and 5 step colour scales for 10 hues

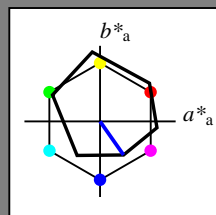
input: $olv^* setrgbcolor$
 output: no change compared to input

Input: Colorimetric Offset Reflective System ORS18

for hue $h^* = lab^*h = 305/360 = 0.847$
 lab^*ich and lab^*nch

D65: hue V
 LCH*Ma: 26 54 305
 olv*Ma: 0.0 0.0 1.0

triangle lightness t^*



%Gamut
 $u^*_{rel} = 93$
 %Regularity
 $g^*_{H,rel} = 57$
 $g^*_{C,rel} = 59$

ORS18; adapted (a) CIELAB data

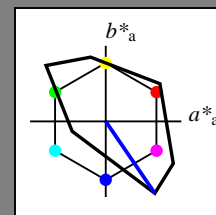
	$L^*=L^*_a$	a^*_a	b^*_a	$C^*_{ab,a}$	$h^*_{ab,a}$
O _{Ma}	47.94	65.39	50.52	82.63	38
Y _{Ma}	90.37	-10.26	91.75	92.32	96
L _{Ma}	50.9	-62.83	34.96	71.91	151
C _{Ma}	58.62	-30.34	-45.01	54.3	236
V _{Ma}	25.72	31.1	-44.4	54.22	305
M _{Ma}	48.13	75.28	-8.36	75.74	354
N _{Ma}	18.01	0.0	0.0	0.0	0
W _{Ma}	95.41	0.0	0.0	0.0	0
R _{CIE}	39.92	58.66	26.98	64.57	25
J _{CIE}	81.26	-2.16	67.76	67.79	92
G _{CIE}	52.23	-42.25	11.76	43.87	164
B _{CIE}	30.57	1.15	-46.84	46.86	271

Output: Colorimetric Television Luminous System TLS18

for hue $h^* = lab^*h = 304/360 = 0.845$
 lab^*ich and lab^*nch

D65: hue V
 LCH*Ma: 35 115 304
 olv*Ma: 0.0 0.0 1.0

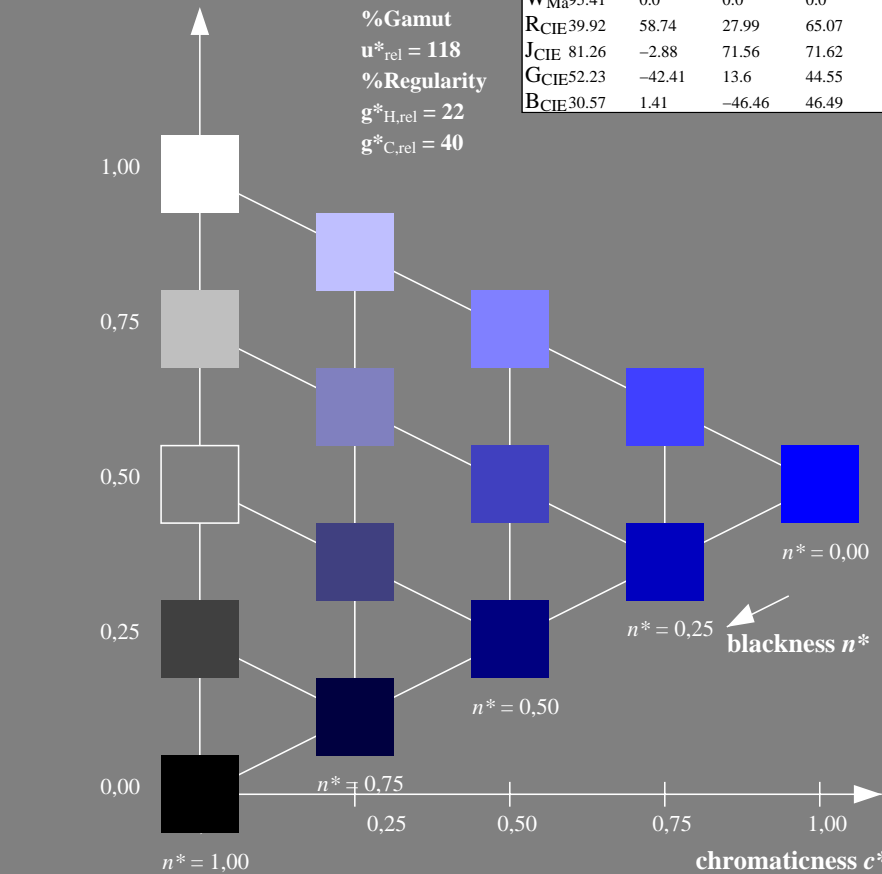
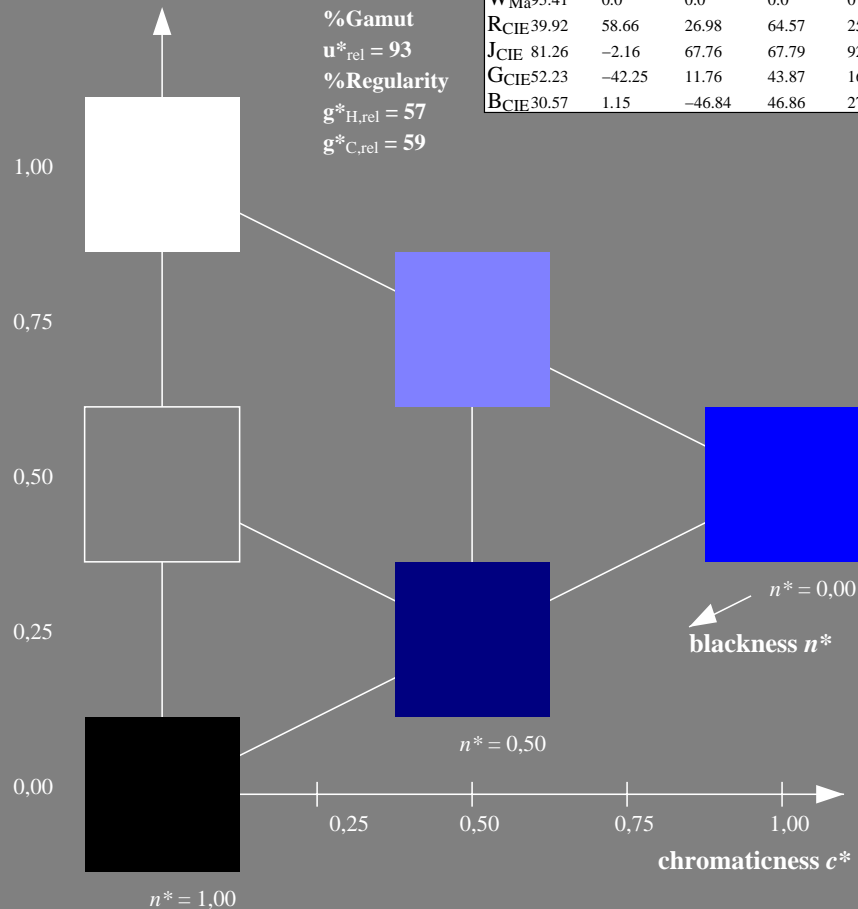
triangle lightness t^*



%Gamut
 $u^*_{rel} = 118$
 %Regularity
 $g^*_{H,rel} = 22$
 $g^*_{C,rel} = 40$

TLS18; adapted (a) CIELAB data

	$L^*=L^*_a$	a^*_a	b^*_a	$C^*_{ab,a}$	$h^*_{ab,a}$
O _{Ma}	52.76	71.63	49.88	87.29	35
Y _{Ma}	92.74	-20.02	84.97	87.3	103
L _{Ma}	84.0	-78.98	73.94	108.2	137
C _{Ma}	87.14	-44.41	-13.11	46.32	196
V _{Ma}	35.47	64.92	-95.06	115.12	304
M _{Ma}	59.01	89.33	-55.67	105.26	328
N _{Ma}	18.01	0.0	0.0	0.0	0
W _{Ma}	95.41	0.0	0.0	0.0	0
R _{CIE}	39.92	58.74	27.99	65.07	25
J _{CIE}	81.26	-2.88	71.56	71.62	92
G _{CIE}	52.23	-42.41	13.6	44.55	162
B _{CIE}	30.57	1.41	-46.46	46.49	272



NE610-7, 3 step scales for constant CIE LAB hue 305/360 = 0.847 (left)

5 step scales for constant CIE LAB hue 304/360 = 0.845 (right)

BAM-test chart NE61; Colorimetric systems ORS18 & TLS18
 D65: 3 and 5 step colour scales for 10 hues

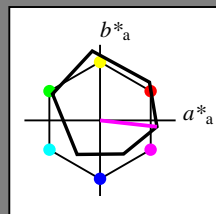
input: $olv^* setrgbcolor$
 output: no change compared to input

Input: Colorimetric Offset Reflective System ORS18

for hue $h^* = lab^*h = 354/360 = 0.982$
 lab^*ich and lab^*nch

D65: hue M
 LCH*Ma: 48 76 354
 olv*Ma: 1.0 0.0 1.0

triangle lightness t^*



%Gamut
 $u^*_{rel} = 93$
 %Regularity
 $g^*_{H,rel} = 57$
 $g^*_{C,rel} = 59$

ORS18; adapted (a) CIELAB data

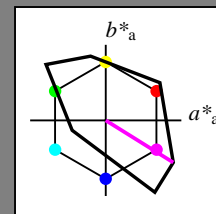
	$L^*=L^*_a$	a^*_a	b^*_a	$C^*_{ab,a}$	$h^*_{ab,a}$
O _{Ma}	47.94	65.39	50.52	82.63	38
Y _{Ma}	90.37	-10.26	91.75	92.32	96
L _{Ma}	50.9	-62.83	34.96	71.91	151
C _{Ma}	58.62	-30.34	-45.01	54.3	236
V _{Ma}	25.72	31.1	-44.4	54.22	305
M _{Ma}	48.13	75.28	-8.36	75.74	354
N _{Ma}	18.01	0.0	0.0	0.0	0
W _{Ma}	95.41	0.0	0.0	0.0	0
R _{CIE}	39.92	58.66	26.98	64.57	25
J _{CIE}	81.26	-2.16	67.76	67.79	92
G _{CIE}	52.23	-42.25	11.76	43.87	164
B _{CIE}	30.57	1.15	-46.84	46.86	271

Output: Colorimetric Television Luminous System TLS18

for hue $h^* = lab^*h = 328/360 = 0.911$
 lab^*ich and lab^*nch

D65: hue M
 LCH*Ma: 59 105 328
 olv*Ma: 1.0 0.0 1.0

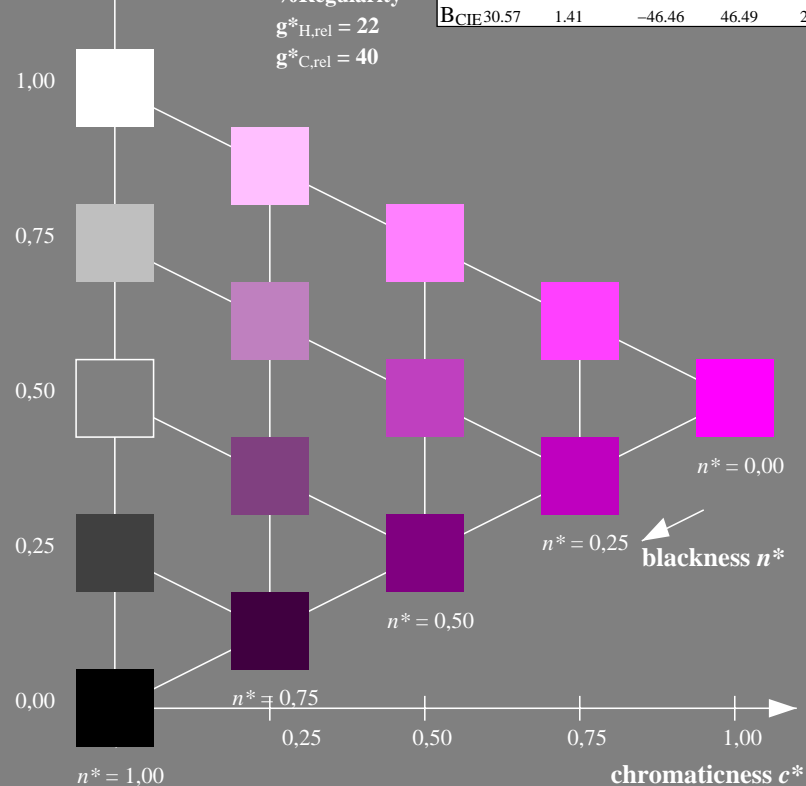
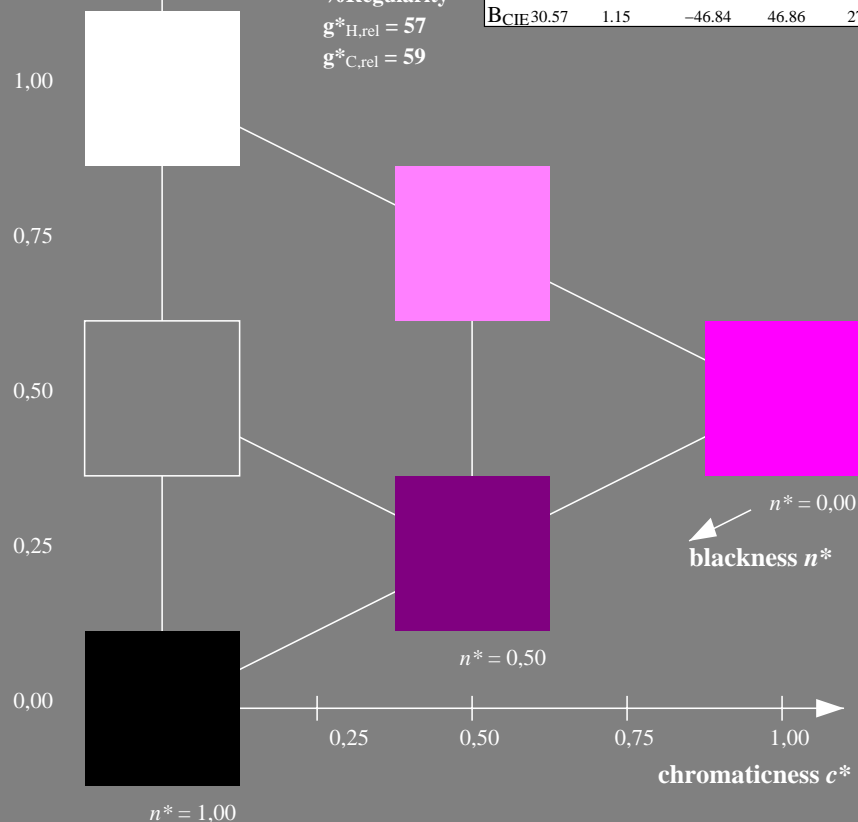
triangle lightness t^*



%Gamut
 $u^*_{rel} = 118$
 %Regularity
 $g^*_{H,rel} = 22$
 $g^*_{C,rel} = 40$

TLS18; adapted (a) CIELAB data

	$L^*=L^*_a$	a^*_a	b^*_a	$C^*_{ab,a}$	$h^*_{ab,a}$
O _{Ma}	52.76	71.63	49.88	87.29	35
Y _{Ma}	92.74	-20.02	84.97	87.3	103
L _{Ma}	84.0	-78.98	73.94	108.2	137
C _{Ma}	87.14	-44.41	-13.11	46.32	196
V _{Ma}	35.47	64.92	-95.06	115.12	304
M _{Ma}	59.01	89.33	-55.67	105.26	328
N _{Ma}	18.01	0.0	0.0	0.0	0
W _{Ma}	95.41	0.0	0.0	0.0	0
R _{CIE}	39.92	58.74	27.99	65.07	25
J _{CIE}	81.26	-2.88	71.56	71.62	92
G _{CIE}	52.23	-42.41	13.6	44.55	162
B _{CIE}	30.57	1.41	-46.46	46.49	272



NE610-7, 3 step scales for constant CIELAB hue 354/360 = 0.982 (left)

5 step scales for constant CIELAB hue 328/360 = 0.911 (right)

BAM-test chart NE61; Colorimetric systems ORS18 & TLS18
 D65: 3 and 5 step colour scales for 10 hues

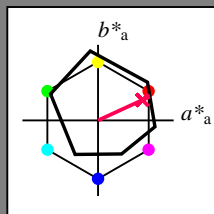
input: olv^* setrgbcolor
 output: no change compared to input

Input: Colorimetric Offset Reflective System ORS18

for hue $h^* = lab^*h = 25/360 = 0.069$
 lab^*ich and lab^*nch

D65: hue R
 LCH*Ma: 48 75 25
 olv*Ma: 1.0 0.0 0.32

triangle lightness t^*



%Gamut
 $u^*_{rel} = 93$
 %Regularity
 $g^*_{H,rel} = 57$
 $g^*_{C,rel} = 59$

ORS18; adapted (a) CIELAB data

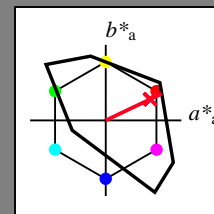
	$L^*=L^*_a$	a^*_a	b^*_a	$C^*_{ab,a}$	$h^*_{ab,a}$
OMa	47.94	65.39	50.52	82.63	38
YMa	90.37	-10.26	91.75	92.32	96
LMa	50.9	-62.83	34.96	71.91	151
CMa	58.62	-30.34	-45.01	54.3	236
VMa	25.72	31.1	-44.4	54.22	305
MMa	48.13	75.28	-8.36	75.74	354
NMa	18.01	0.0	0.0	0.0	0
WMa	95.41	0.0	0.0	0.0	0
RCIE	39.92	58.66	26.98	64.57	25
JCIE	81.26	-2.16	67.76	67.79	92
GCIE	52.23	-42.25	11.76	43.87	164
BCIE	30.57	1.15	-46.84	46.86	271

Output: Colorimetric Television Luminous System TLS18

for hue $h^* = lab^*h = 25/360 = 0.071$
 lab^*ich and lab^*nch

D65: hue R
 LCH*Ma: 54 82 25
 olv*Ma: 1.0 0.0 0.14

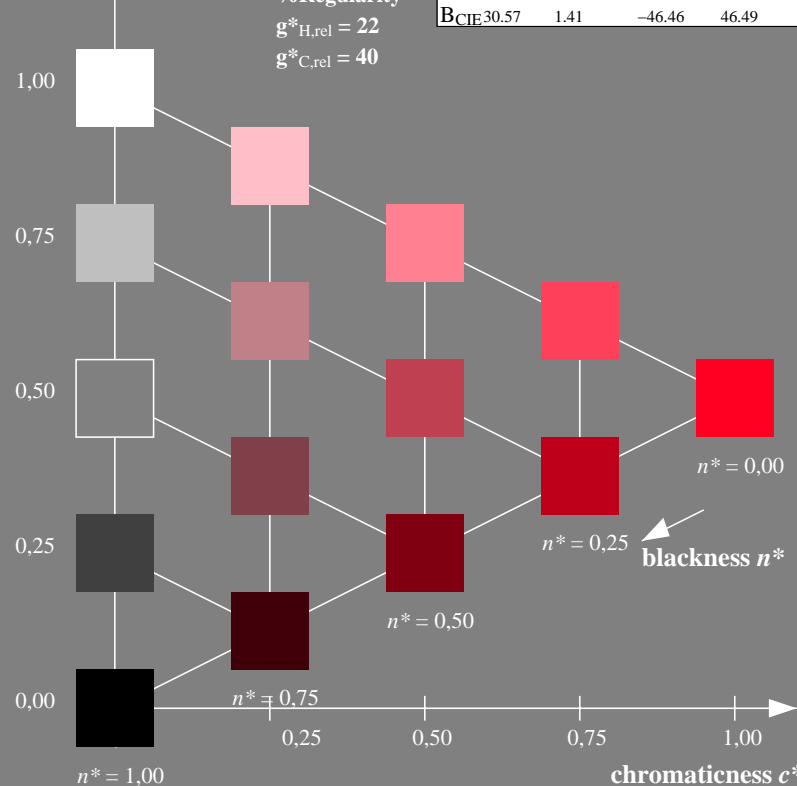
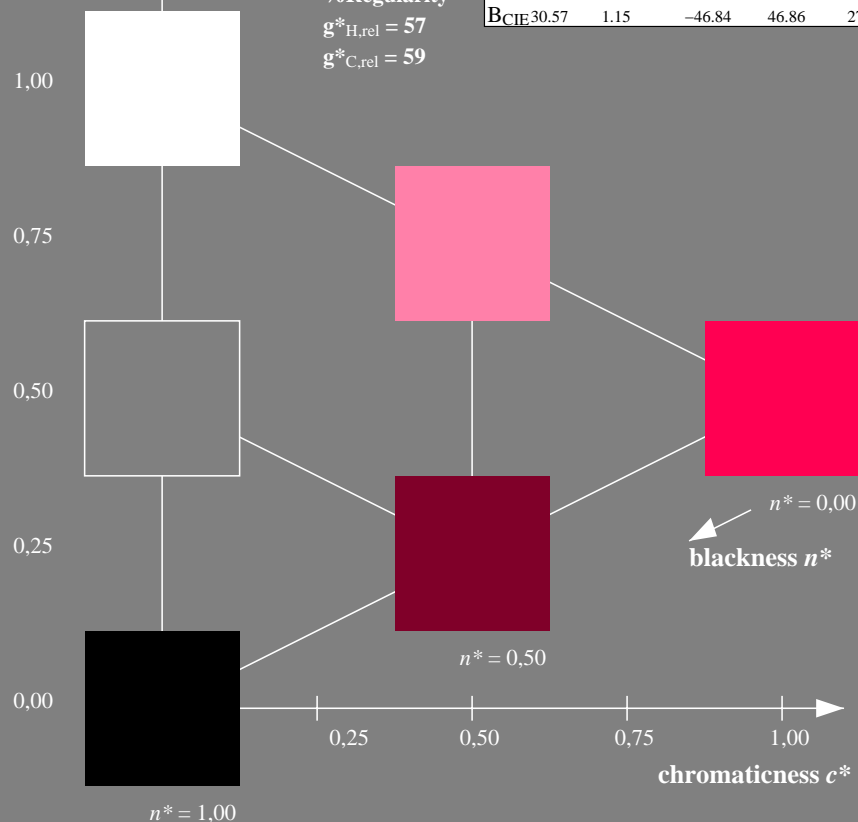
triangle lightness t^*



%Gamut
 $u^*_{rel} = 118$
 %Regularity
 $g^*_{H,rel} = 22$
 $g^*_{C,rel} = 40$

TLS18; adapted (a) CIELAB data

	$L^*=L^*_a$	a^*_a	b^*_a	$C^*_{ab,a}$	$h^*_{ab,a}$
OMa	52.76	71.63	49.88	87.29	35
YMa	92.74	-20.02	84.97	87.3	103
LMa	84.0	-78.98	73.94	108.2	137
CMa	87.14	-44.41	-13.11	46.32	196
VMa	35.47	64.92	-95.06	115.12	304
MMa	59.01	89.33	-55.67	105.26	328
NMa	18.01	0.0	0.0	0.0	0
WMa	95.41	0.0	0.0	0.0	0
RCIE	39.92	58.74	27.99	65.07	25
JCIE	81.26	-2.88	71.56	71.62	92
GCIE	52.23	-42.41	13.6	44.55	162
BCIE	30.57	1.41	-46.46	46.49	272



NE610-7, 3 step scales for constant CIELAB hue 25/360 = 0.069 (left)

5 step scales for constant CIELAB hue 25/360 = 0.071 (right)

BAM-test chart NE61; Colorimetric systems ORS18 & TLS18
 D65: 3 and 5 step colour scales for 10 hues

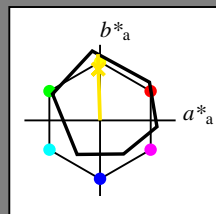
input: olv* setrgbcolor
 output: no change compared to input

Input: Colorimetric Offset Reflective System ORS18

for hue $h^* = lab^*h = 92/360 = 0.255$
 lab^*tch and lab^*nch

D65: hue J
 LCH*Ma: 86 88 92
 olv*Ma: 1.0 0.9 0.0

triangle lightness t^*



%Gamut
 $u^*_{rel} = 93$
 %Regularity
 $g^*_{H,rel} = 57$
 $g^*_{C,rel} = 59$

ORS18; adapted (a) CIELAB data

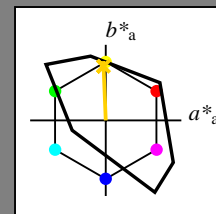
	$L^*=L^*_a$	a^*_a	b^*_a	$C^*_{ab,a}$	$h^*_{ab,a}$
O _{Ma}	47.94	65.39	50.52	82.63	38
Y _{Ma}	90.37	-10.26	91.75	92.32	96
L _{Ma}	50.9	-62.83	34.96	71.91	151
C _{Ma}	58.62	-30.34	-45.01	54.3	236
V _{Ma}	25.72	31.1	-44.4	54.22	305
M _{Ma}	48.13	75.28	-8.36	75.74	354
N _{Ma}	18.01	0.0	0.0	0.0	0
W _{Ma}	95.41	0.0	0.0	0.0	0
R _{CIE}	39.92	58.66	26.98	64.57	25
J _{CIE}	81.26	-2.16	67.76	67.79	92
G _{CIE}	52.23	-42.25	11.76	43.87	164
B _{CIE}	30.57	1.15	-46.84	46.86	271

Output: Colorimetric Television Luminous System TLS18

for hue $h^* = lab^*h = 92/360 = 0.256$
 lab^*tch and lab^*nch

D65: hue J
 LCH*Ma: 85 79 92
 olv*Ma: 1.0 0.82 0.0

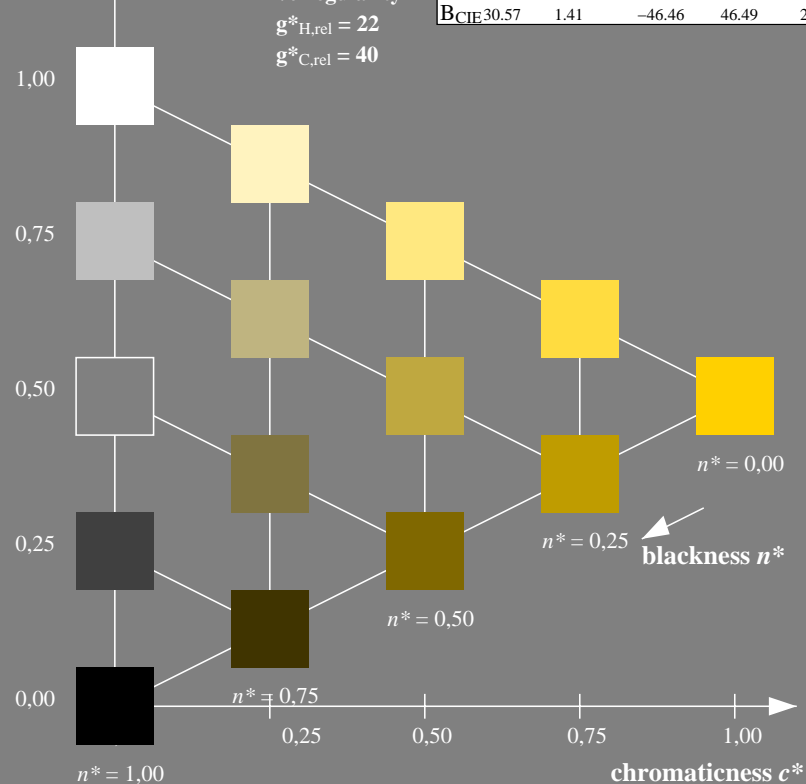
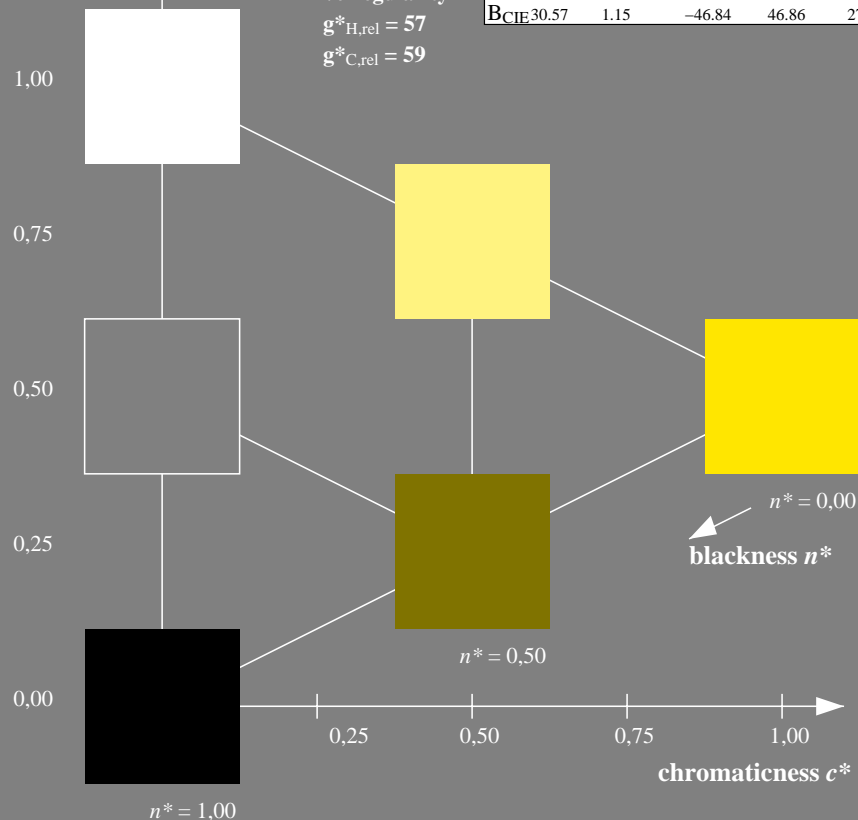
triangle lightness t^*



%Gamut
 $u^*_{rel} = 118$
 %Regularity
 $g^*_{H,rel} = 22$
 $g^*_{C,rel} = 40$

TLS18; adapted (a) CIELAB data

	$L^*=L^*_a$	a^*_a	b^*_a	$C^*_{ab,a}$	$h^*_{ab,a}$
O _{Ma}	52.76	71.63	49.88	87.29	35
Y _{Ma}	92.74	-20.02	84.97	87.3	103
L _{Ma}	84.0	-78.98	73.94	108.2	137
C _{Ma}	87.14	-44.41	-13.11	46.32	196
V _{Ma}	35.47	64.92	-95.06	115.12	304
M _{Ma}	59.01	89.33	-55.67	105.26	328
N _{Ma}	18.01	0.0	0.0	0.0	0
W _{Ma}	95.41	0.0	0.0	0.0	0
R _{CIE}	39.92	58.74	27.99	65.07	25
J _{CIE}	81.26	-2.88	71.56	71.62	92
G _{CIE}	52.23	-42.41	13.6	44.55	162
B _{CIE}	30.57	1.41	-46.46	46.49	272



NE610-7, 3 step scales for constant CIE LAB hue 92/360 = 0.255 (left)

5 step scales for constant CIE LAB hue 92/360 = 0.256 (right)

BAM-test chart NE61; Colorimetric systems ORS18 & TLS18
 D65: 3 and 5 step colour scales for 10 hues

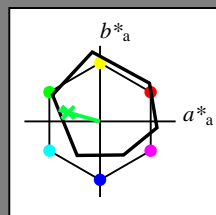
input: olv* setrgbcolor
 output: no change compared to input

Input: Colorimetric Offset Reflective System ORS18

for hue $h^* = lab^*h = 164/360 = 0.457$
 lab^*ich and lab^*nch

D65: hue G
 LCH*Ma: 53 57 164
 olv*Ma: 0.0 1.0 0.25

triangle lightness t^*



%Gamut
 $u^*_{rel} = 93$
 %Regularity
 $g^*_{H,rel} = 57$
 $g^*_{C,rel} = 59$

ORS18; adapted (a) CIELAB data

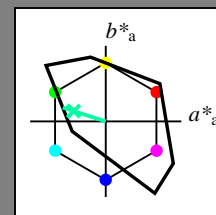
	$L^*=L^*_a$	a^*_a	b^*_a	$C^*_{ab,a}$	$h^*_{ab,a}$
O _{Ma}	47.94	65.39	50.52	82.63	38
Y _{Ma}	90.37	-10.26	91.75	92.32	96
L _{Ma}	50.9	-62.83	34.96	71.91	151
C _{Ma}	58.62	-30.34	-45.01	54.3	236
V _{Ma}	25.72	31.1	-44.4	54.22	305
M _{Ma}	48.13	75.28	-8.36	75.74	354
N _{Ma}	18.01	0.0	0.0	0.0	0
W _{Ma}	95.41	0.0	0.0	0.0	0
R _{CIE}	39.92	58.66	26.98	64.57	25
J _{CIE}	81.26	-2.16	67.76	67.79	92
G _{CIE}	52.23	-42.25	11.76	43.87	164
B _{CIE}	30.57	1.15	-46.84	46.86	271

Output: Colorimetric Television Luminous System TLS18

for hue $h^* = lab^*h = 162/360 = 0.451$
 lab^*ich and lab^*nch

D65: hue G
 LCH*Ma: 86 60 162
 olv*Ma: 0.0 1.0 0.64

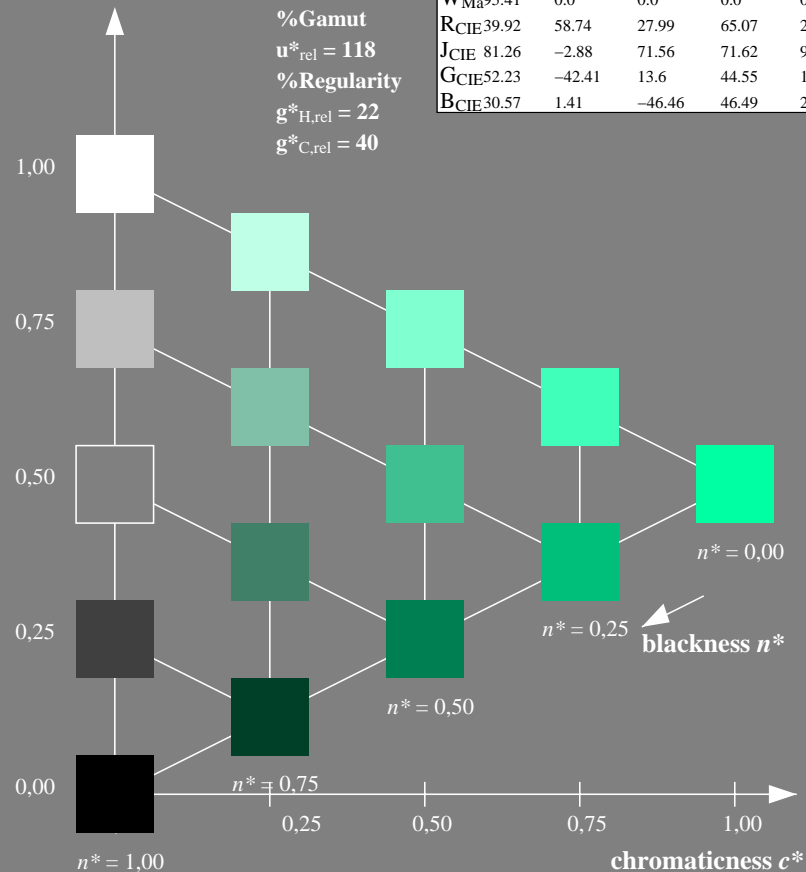
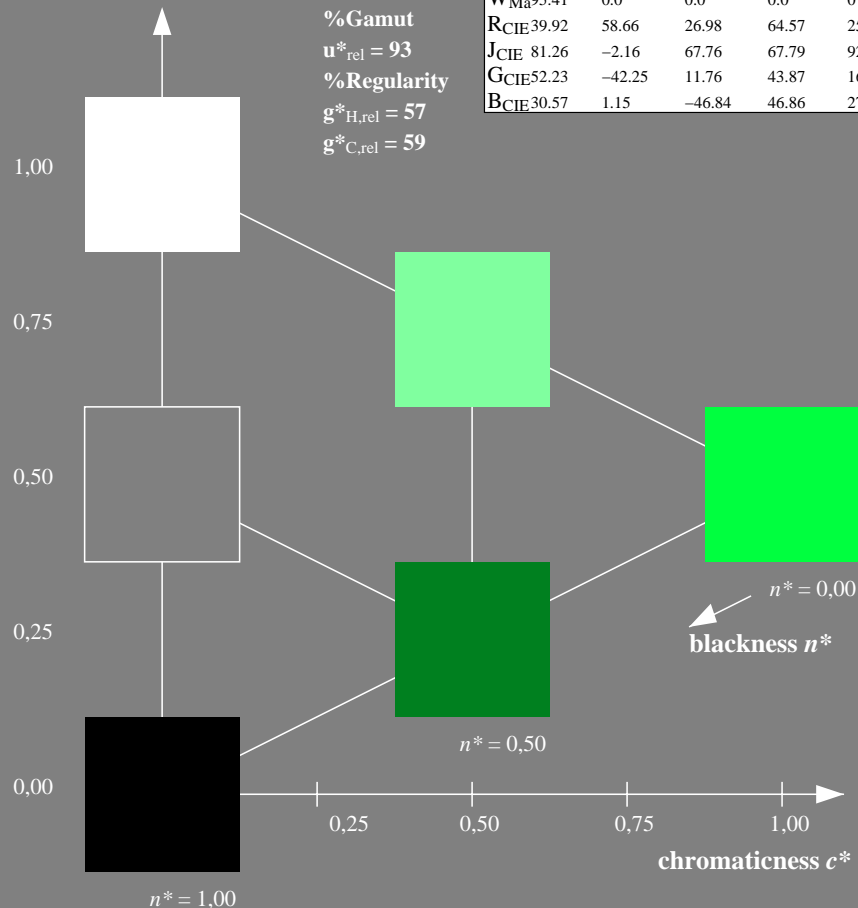
triangle lightness t^*



%Gamut
 $u^*_{rel} = 118$
 %Regularity
 $g^*_{H,rel} = 22$
 $g^*_{C,rel} = 40$

TLS18; adapted (a) CIELAB data

	$L^*=L^*_a$	a^*_a	b^*_a	$C^*_{ab,a}$	$h^*_{ab,a}$
O _{Ma}	52.76	71.63	49.88	87.29	35
Y _{Ma}	92.74	-20.02	84.97	87.3	103
L _{Ma}	84.0	-78.98	73.94	108.2	137
C _{Ma}	87.14	-44.41	-13.11	46.32	196
V _{Ma}	35.47	64.92	-95.06	115.12	304
M _{Ma}	59.01	89.33	-55.67	105.26	328
N _{Ma}	18.01	0.0	0.0	0.0	0
W _{Ma}	95.41	0.0	0.0	0.0	0
R _{CIE}	39.92	58.74	27.99	65.07	25
J _{CIE}	81.26	-2.88	71.56	71.62	92
G _{CIE}	52.23	-42.41	13.6	44.55	162
B _{CIE}	30.57	1.41	-46.46	46.49	272



NE610-7, 3 step scales for constant CIELAB hue 164/360 = 0.457 (left)

5 step scales for constant CIELAB hue 162/360 = 0.451 (right)

BAM-test chart NE61; Colorimetric systems ORS18 & TLS18
 D65: 3 and 5 step colour scales for 10 hues

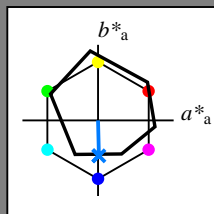
input: $olv^* setrgbcolor$
 output: no change compared to input

Input: Colorimetric Offset Reflective System ORS18

for hue $h^* = lab^*h = 271/360 = 0.754$
 lab^*ich and lab^*nch

D65: hue B
 LCH*Ma: 42 45 271
 olv*Ma: 0.0 0.49 1.0

triangle lightness t^*



%Gamut
 $u^*_{rel} = 93$
 %Regularity
 $g^*_{H,rel} = 57$
 $g^*_{C,rel} = 59$

ORS18; adapted (a) CIELAB data

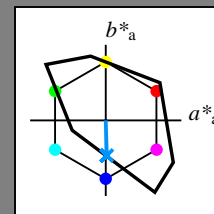
	$L^*=L^*_a$	a^*_a	b^*_a	$C^*_{ab,a}$	$h^*_{ab,a}$
O _{Ma}	47.94	65.39	50.52	82.63	38
Y _{Ma}	90.37	-10.26	91.75	92.32	96
L _{Ma}	50.9	-62.83	34.96	71.91	151
C _{Ma}	58.62	-30.34	-45.01	54.3	236
V _{Ma}	25.72	31.1	-44.4	54.22	305
M _{Ma}	48.13	75.28	-8.36	75.74	354
N _{Ma}	18.01	0.0	0.0	0.0	0
W _{Ma}	95.41	0.0	0.0	0.0	0
R _{CIE}	39.92	58.66	26.98	64.57	25
J _{CIE}	81.26	-2.16	67.76	67.79	92
G _{CIE}	52.23	-42.25	11.76	43.87	164
B _{CIE}	30.57	1.15	-46.84	46.86	271

Output: Colorimetric Television Luminous System TLS18

for hue $h^* = lab^*h = 272/360 = 0.755$
 lab^*ich and lab^*nch

D65: hue B
 LCH*Ma: 65 48 272
 olv*Ma: 0.0 0.58 1.0

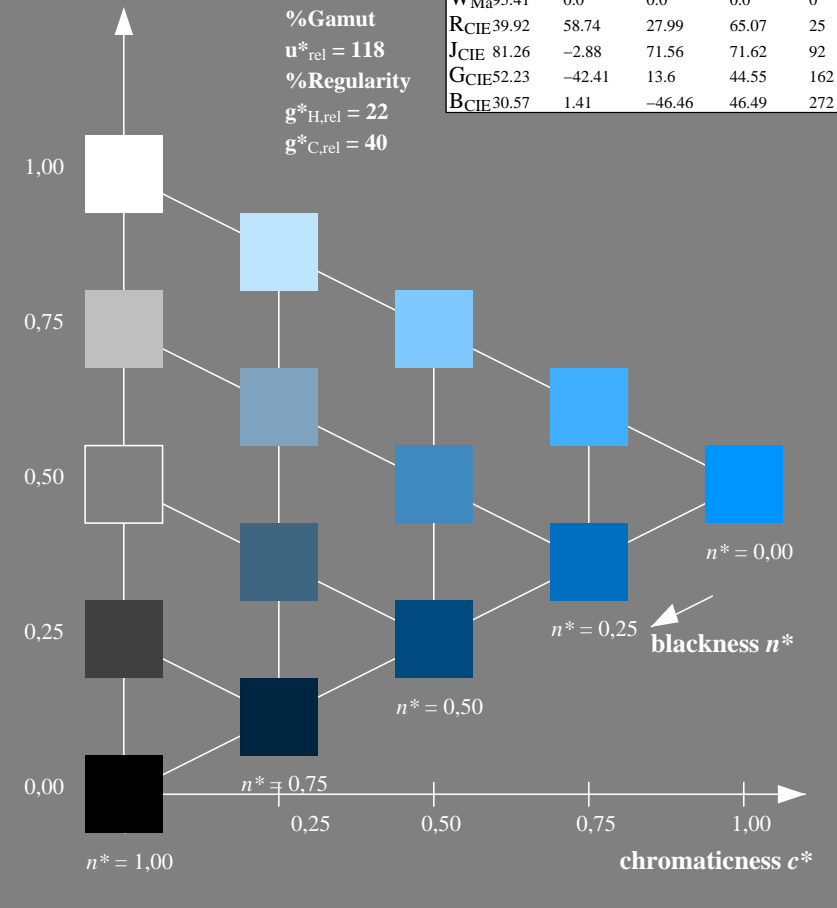
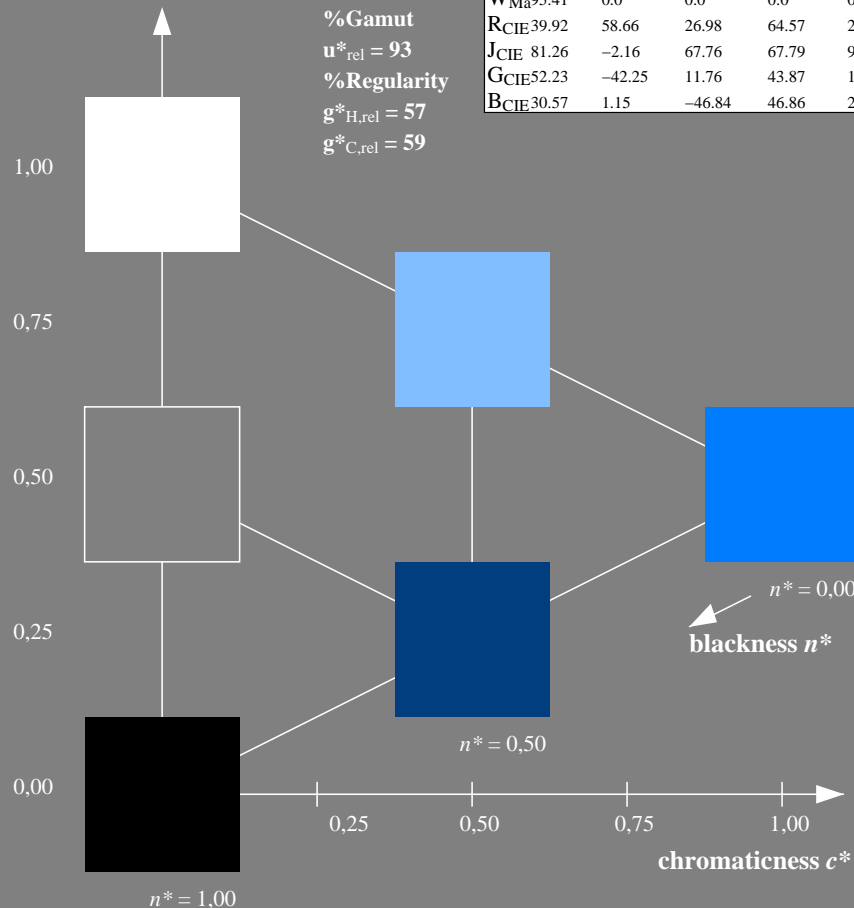
triangle lightness t^*



%Gamut
 $u^*_{rel} = 118$
 %Regularity
 $g^*_{H,rel} = 22$
 $g^*_{C,rel} = 40$

TLS18; adapted (a) CIELAB data

	$L^*=L^*_a$	a^*_a	b^*_a	$C^*_{ab,a}$	$h^*_{ab,a}$
O _{Ma}	52.76	71.63	49.88	87.29	35
Y _{Ma}	92.74	-20.02	84.97	87.3	103
L _{Ma}	84.0	-78.98	73.94	108.2	137
C _{Ma}	87.14	-44.41	-13.11	46.32	196
V _{Ma}	35.47	64.92	-95.06	115.12	304
M _{Ma}	59.01	89.33	-55.67	105.26	328
N _{Ma}	18.01	0.0	0.0	0.0	0
W _{Ma}	95.41	0.0	0.0	0.0	0
R _{CIE}	39.92	58.74	27.99	65.07	25
J _{CIE}	81.26	-2.88	71.56	71.62	92
G _{CIE}	52.23	-42.41	13.6	44.55	162
B _{CIE}	30.57	1.41	-46.46	46.49	272



NE610-7, 3 step scales for constant CIELAB hue 271/360 = 0.754 (left)

5 step scales for constant CIELAB hue 272/360 = 0.755 (right)

BAM-test chart NE61; Colorimetric systems ORS18 & TLS18
 D65: 3 and 5 step colour scales for 10 hues

input: olv* setrgbcolor
 output: no change compared to input