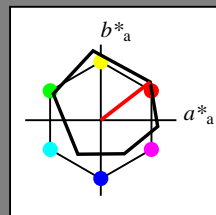


Input: Colorimetric Offset Reflective System ORS18

for hue $h^* = lab^*h = 38/360 = 0.105$
 lab^*tch and lab^*nch

D65: hue O
 LCH*Ma: 48 83 38
 olv*Ma: 1.0 0.0 0.0

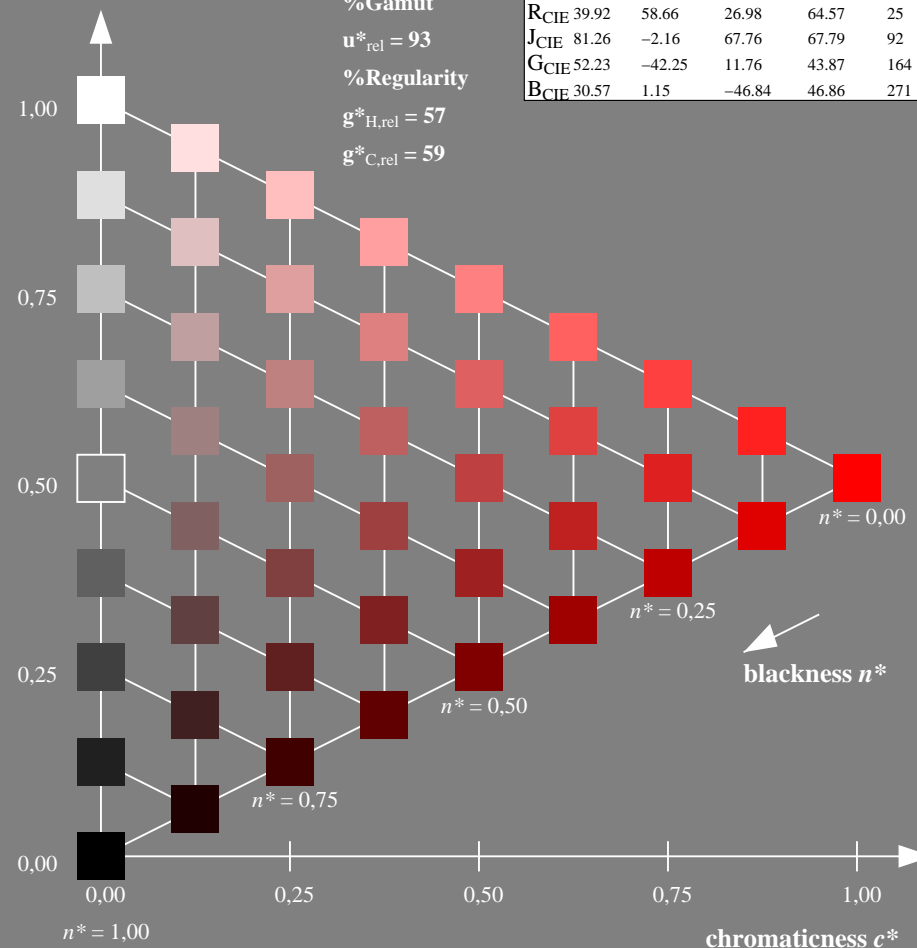
triangle lightness t^*



ORS18; adapted (a) CIELAB data

	$L^*=L^*_a$	a^*_a	b^*_a	$C^*_{ab,a}$	$h^*_{ab,a}$
O _{Ma}	47.94	65.39	50.52	82.63	38
Y _{Ma}	90.37	-10.26	91.75	92.32	96
L _{Ma}	50.9	-62.83	34.96	71.91	151
C _{Ma}	58.62	-30.34	-45.01	54.3	236
V _{Ma}	25.72	31.1	-44.4	54.22	305
M _{Ma}	48.13	75.28	-8.36	75.74	354
N _{Ma}	18.01	0.0	0.0	0.0	0
W _{Ma}	95.41	0.0	0.0	0.0	0
R _{CIE}	39.92	58.66	26.98	64.57	25
J _{CIE}	81.26	-2.16	67.76	67.79	92
G _{CIE}	52.23	-42.25	11.76	43.87	164
B _{CIE}	30.57	1.15	-46.84	46.86	271

%Gamut
 $u^*_{rel} = 93$
 %Regularity
 $g^*_{H,rel} = 57$
 $g^*_{C,rel} = 59$



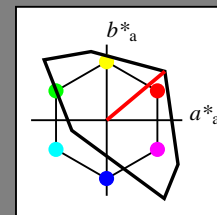
NE700-7, 9 step scales for constant CIELAB hue 38/360 = 0.105 (left)

Output: Colorimetric Television Luminous System TLS00

for hue $h^* = lab^*h = 40/360 = 0.111$
 lab^*tch and lab^*nch

D65: hue O
 LCH*Ma: 51 100 40
 olv*Ma: 1.0 0.0 0.0

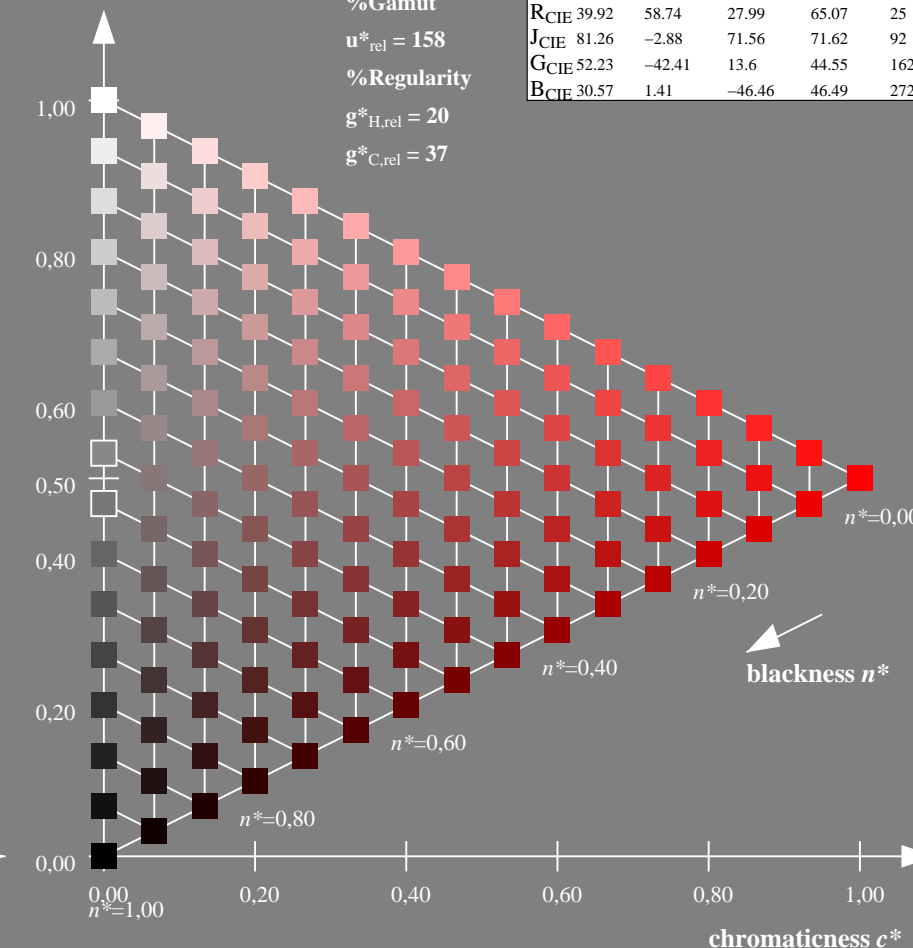
triangle lightness t^*



TLS00; adapted (a) CIELAB data

	$L^*=L^*_a$	a^*_a	b^*_a	$C^*_{ab,a}$	$h^*_{ab,a}$
O _{Ma}	50.5	76.92	64.55	100.42	40
Y _{Ma}	92.66	-20.69	90.75	93.08	103
L _{Ma}	83.63	-82.75	79.9	115.04	136
C _{Ma}	86.88	-46.16	-13.55	48.12	196
V _{Ma}	30.39	76.06	-103.59	128.52	306
M _{Ma}	57.3	94.35	-58.41	110.97	328
N _{Ma}	0.01	0.0	0.0	0.0	0
W _{Ma}	95.41	0.0	0.0	0.0	0
R _{CIE}	39.92	58.74	27.99	65.07	25
J _{CIE}	81.26	-2.88	71.56	71.62	92
G _{CIE}	52.23	-42.41	13.6	44.55	162
B _{CIE}	30.57	1.41	-46.46	46.49	272

%Gamut
 $u^*_{rel} = 158$
 %Regularity
 $g^*_{H,rel} = 20$
 $g^*_{C,rel} = 37$



16 step scales for constant CIELAB hue 40/360 = 0.111 (right)

BAM-test chart NE70; Colorimetric systems ORS18 & TLS00
 D65: 9 and 16 step colour scales for 10 hues

input: $olv^* setrgbcolor$
 output: no change compared to input

See for similar files: <http://www.ps.bam.de/NE70/>
 Technical information: <http://www.ps.bam.de>
 Version 2.1, io=1,1

BAM registration: 20060101-NE70/10L/L70E00NP.PS/.PDF BAM material: code=rh4ta
 application for evaluation and measurement of printer or monitor systems
 /NE70/ Form: 1/10, Serie: 1/1, Page: 1 Page count: 1

Input: Colorimetric Offset Reflective System ORS18

for hue $h^* = lab^*h = 96/360 = 0.268$

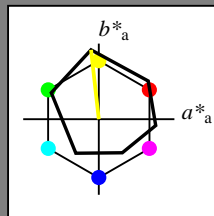
lab^*tch and lab^*nch

D65: hue Y

LCH*Ma: 90 92 96

olv*Ma: 1.0 1.0 0.0

triangle lightness t^*



ORS18; adapted (a) CIELAB data

	$L^*=L^*_a$	a^*_a	b^*_a	$C^*_{ab,a}$	$h^*_{ab,a}$
O _{Ma}	47.94	65.39	50.52	82.63	38
Y _{Ma}	90.37	-10.26	91.75	92.32	96
L _{Ma}	50.9	-62.83	34.96	71.91	151
C _{Ma}	58.62	-30.34	-45.01	54.3	236
V _{Ma}	25.72	31.1	-44.4	54.22	305
M _{Ma}	48.13	75.28	-8.36	75.74	354
N _{Ma}	18.01	0.0	0.0	0.0	0
W _{Ma}	95.41	0.0	0.0	0.0	0
R _{CIE}	39.92	58.66	26.98	64.57	25
J _{CIE}	81.26	-2.16	67.76	67.79	92
G _{CIE}	52.23	-42.25	11.76	43.87	164
B _{CIE}	30.57	1.15	-46.84	46.86	271

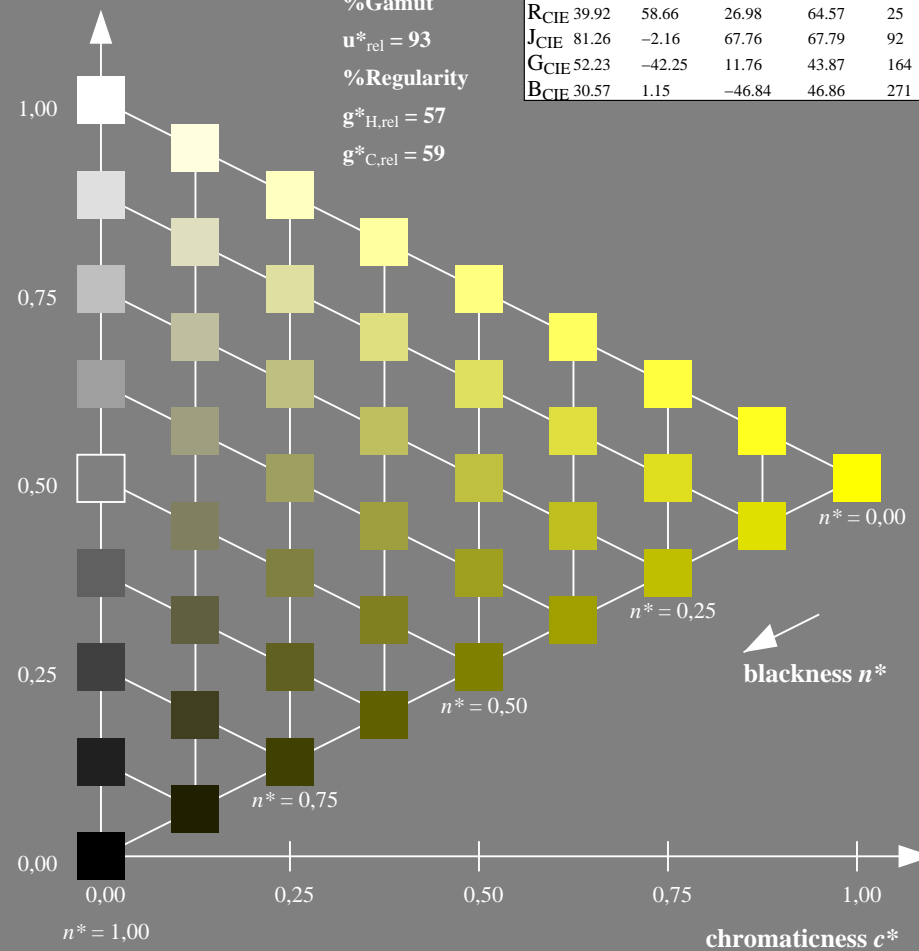
%Gamut

$u^*_{rel} = 93$

%Regularity

$g^*_{H,rel} = 57$

$g^*_{C,rel} = 59$



Output: Colorimetric Television Luminous System TLS00

for hue $h^* = lab^*h = 103/360 = 0.286$

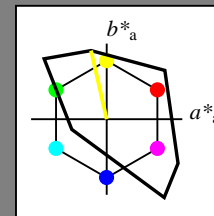
lab^*tch and lab^*nch

D65: hue Y

LCH*Ma: 93 93 103

olv*Ma: 1.0 1.0 0.0

triangle lightness t^*



TLS00; adapted (a) CIELAB data

	$L^*=L^*_a$	a^*_a	b^*_a	$C^*_{ab,a}$	$h^*_{ab,a}$
O _{Ma}	50.5	76.92	64.55	100.42	40
Y _{Ma}	92.66	-20.69	90.75	93.08	103
L _{Ma}	83.63	-82.75	79.9	115.04	136
C _{Ma}	86.88	-46.16	-13.55	48.12	196
V _{Ma}	30.39	76.06	-103.59	128.52	306
M _{Ma}	57.3	94.35	-58.41	110.97	328
N _{Ma}	0.01	0.0	0.0	0.0	0
W _{Ma}	95.41	0.0	0.0	0.0	0
R _{CIE}	39.92	58.74	27.99	65.07	25
J _{CIE}	81.26	-2.88	71.56	71.62	92
G _{CIE}	52.23	-42.41	13.6	44.55	162
B _{CIE}	30.57	1.41	-46.46	46.49	272

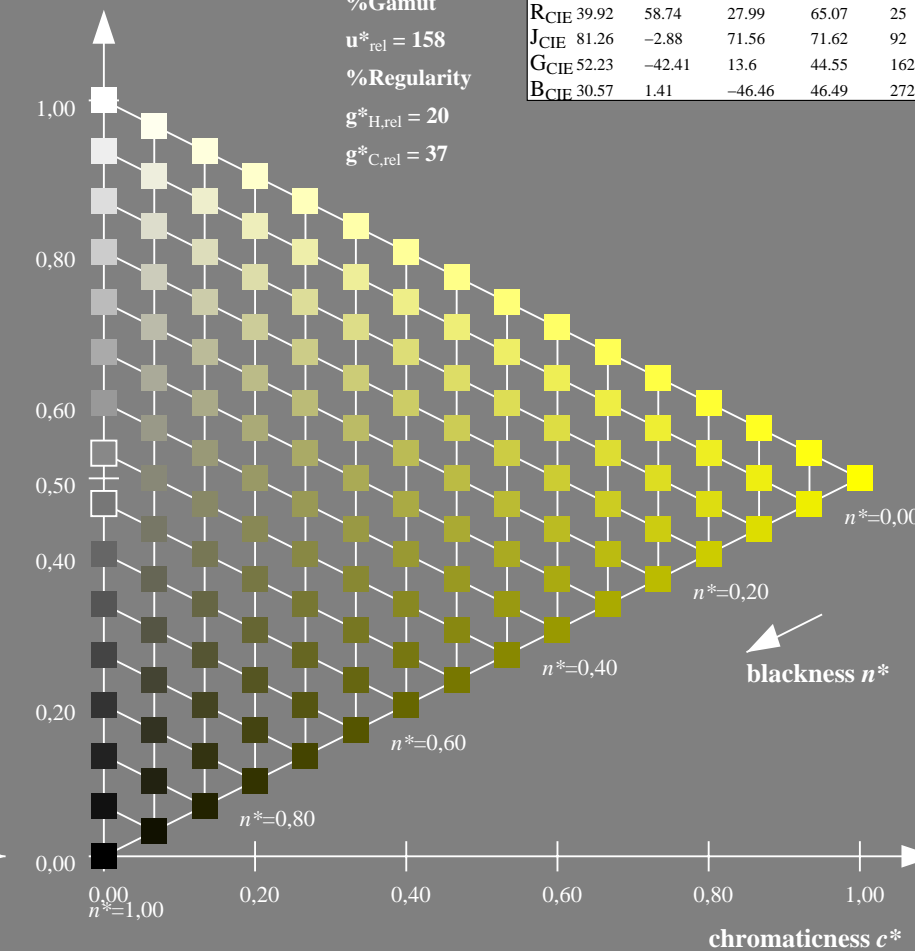
%Gamut

$u^*_{rel} = 158$

%Regularity

$g^*_{H,rel} = 20$

$g^*_{C,rel} = 37$



NE700-7, 9 step scales for constant CIELAB hue 96/360 = 0.268 (left)

16 step scales for constant CIELAB hue 103/360 = 0.286 (right)

BAM-test chart NE70; Colorimetric systems ORS18 & TLS00

D65: 9 and 16 step colour scales for 10 hues

input: $olv^* setrgbcolor$

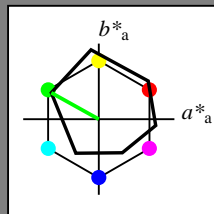
output: no change compared to input

Input: Colorimetric Offset Reflective System ORS18

for hue $h^* = lab^*h = 151/360 = 0.419$
 lab^*tch and lab^*nch

D65: hue L
 LCH*Ma: 51 72 151
 olv*Ma: 0.0 1.0 0.0

triangle lightness t^*



%Gamut

$u^*_{rel} = 93$

%Regularity

$g^*_{H,rel} = 57$

$g^*_{C,rel} = 59$

ORS18; adapted (a) CIELAB data

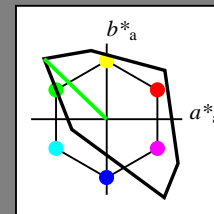
	$L^*=L^*_a$	a^*_a	b^*_a	$C^*_{ab,a}$	$h^*_{ab,a}$
O _{Ma}	47.94	65.39	50.52	82.63	38
Y _{Ma}	90.37	-10.26	91.75	92.32	96
L _{Ma}	50.9	-62.83	34.96	71.91	151
C _{Ma}	58.62	-30.34	-45.01	54.3	236
V _{Ma}	25.72	31.1	-44.4	54.22	305
M _{Ma}	48.13	75.28	-8.36	75.74	354
N _{Ma}	18.01	0.0	0.0	0.0	0
W _{Ma}	95.41	0.0	0.0	0.0	0
R _{CIE}	39.92	58.66	26.98	64.57	25
J _{CIE}	81.26	-2.16	67.76	67.79	92
G _{CIE}	52.23	-42.25	11.76	43.87	164
B _{CIE}	30.57	1.15	-46.84	46.86	271

Output: Colorimetric Television Luminous System TLS00

for hue $h^* = lab^*h = 136/360 = 0.378$
 lab^*tch and lab^*nch

D65: hue L
 LCH*Ma: 84 115 136
 olv*Ma: 0.0 1.0 0.0

triangle lightness t^*



%Gamut

$u^*_{rel} = 158$

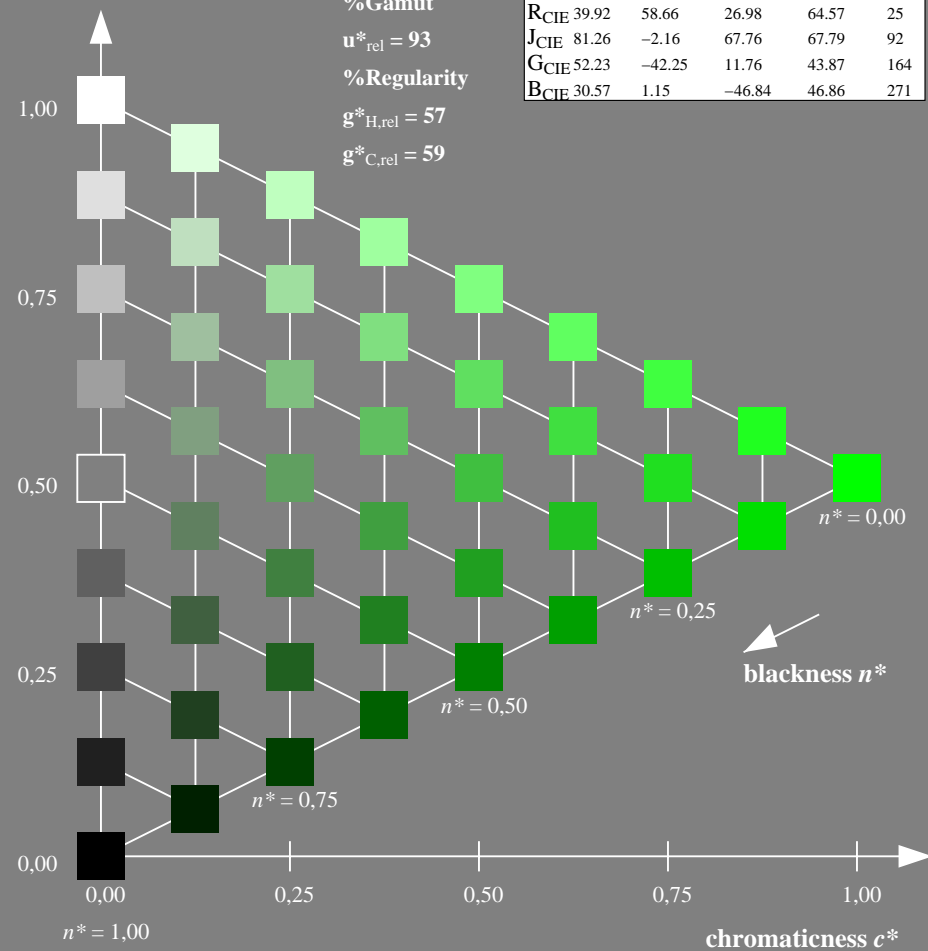
%Regularity

$g^*_{H,rel} = 20$

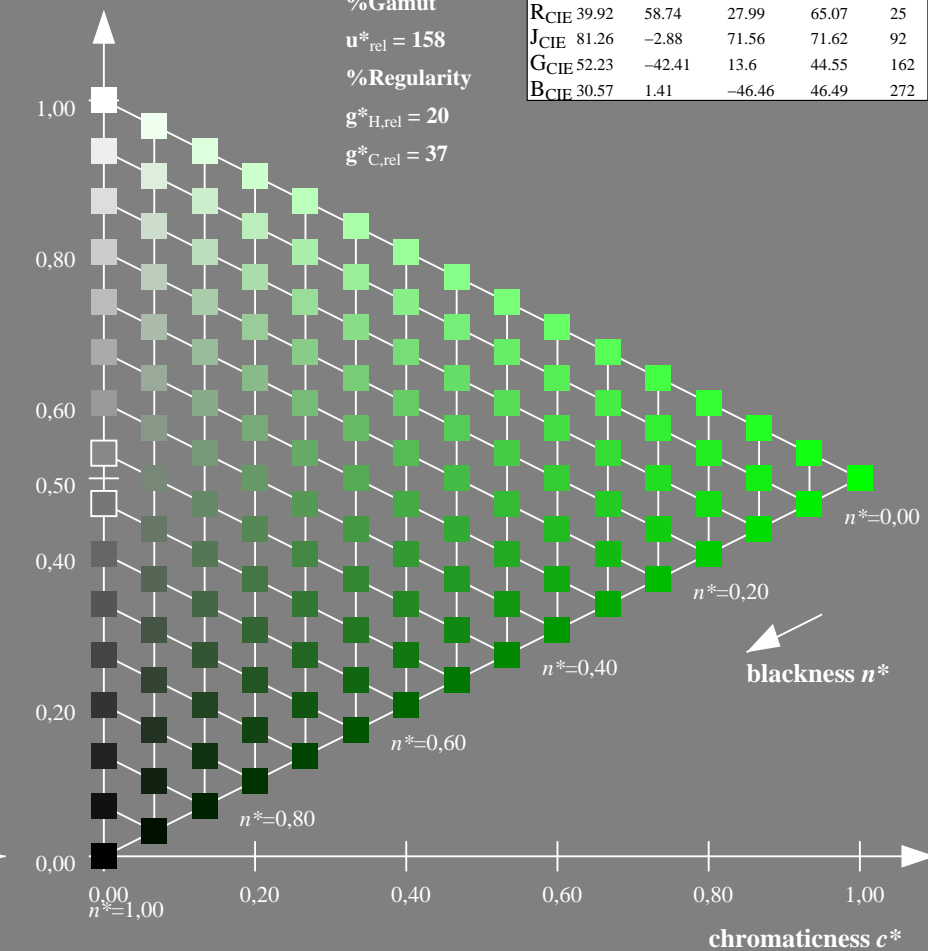
$g^*_{C,rel} = 37$

TLS00; adapted (a) CIELAB data

	$L^*=L^*_a$	a^*_a	b^*_a	$C^*_{ab,a}$	$h^*_{ab,a}$
O _{Ma}	50.5	76.92	64.55	100.42	40
Y _{Ma}	92.66	-20.69	90.75	93.08	103
L _{Ma}	83.63	-82.75	79.9	115.04	136
C _{Ma}	86.88	-46.16	-13.55	48.12	196
V _{Ma}	30.39	76.06	-103.59	128.52	306
M _{Ma}	57.3	94.35	-58.41	110.97	328
N _{Ma}	0.01	0.0	0.0	0.0	0
W _{Ma}	95.41	0.0	0.0	0.0	0
R _{CIE}	39.92	58.74	27.99	65.07	25
J _{CIE}	81.26	-2.88	71.56	71.62	92
G _{CIE}	52.23	-42.41	13.6	44.55	162
B _{CIE}	30.57	1.41	-46.46	46.49	272



NE700-7, 9 step scales for constant CIELAB hue 151/360 = 0.419 (left)



16 step scales for constant CIELAB hue 136/360 = 0.378 (right)

BAM-test chart NE70; Colorimetric systems ORS18 & TLS00
 D65: 9 and 16 step colour scales for 10 hues

input: $olv^* setrgbcolor$
 output: no change compared to input

Input: Colorimetric Offset Reflective System ORS18

for hue $h^* = lab^*h = 236/360 = 0.656$

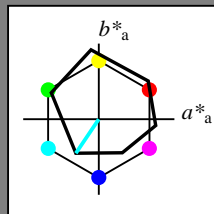
lab^*tch and lab^*nch

D65: hue C

LCH*Ma: 59 54 236

olv*Ma: 0.0 1.0 1.0

triangle lightness t^*



%Gamut

$u^*_{rel} = 93$

%Regularity

$g^*_{H,rel} = 57$

$g^*_{C,rel} = 59$

ORS18; adapted (a) CIELAB data

	$L^*=L^*_a$	a^*_a	b^*_a	$C^*_{ab,a}$	$h^*_{ab,a}$
O _{Ma}	47.94	65.39	50.52	82.63	38
Y _{Ma}	90.37	-10.26	91.75	92.32	96
L _{Ma}	50.9	-62.83	34.96	71.91	151
C _{Ma}	58.62	-30.34	-45.01	54.3	236
V _{Ma}	25.72	31.1	-44.4	54.22	305
M _{Ma}	48.13	75.28	-8.36	75.74	354
N _{Ma}	18.01	0.0	0.0	0.0	0
W _{Ma}	95.41	0.0	0.0	0.0	0
R _{CIE}	39.92	58.66	26.98	64.57	25
J _{CIE}	81.26	-2.16	67.76	67.79	92
G _{CIE}	52.23	-42.25	11.76	43.87	164
B _{CIE}	30.57	1.15	-46.84	46.86	271

Output: Colorimetric Television Luminous System TLS00

for hue $h^* = lab^*h = 196/360 = 0.545$

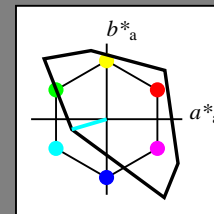
lab^*tch and lab^*nch

D65: hue C

LCH*Ma: 87 48 196

olv*Ma: 0.0 1.0 1.0

triangle lightness t^*



%Gamut

$u^*_{rel} = 158$

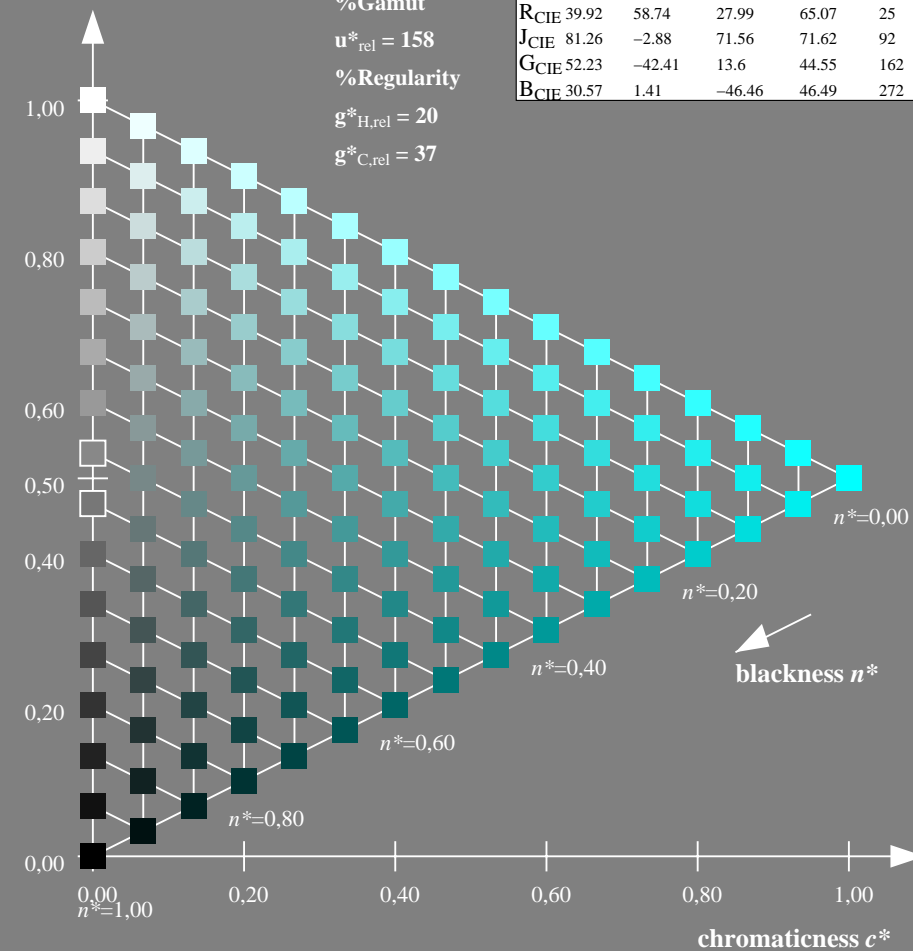
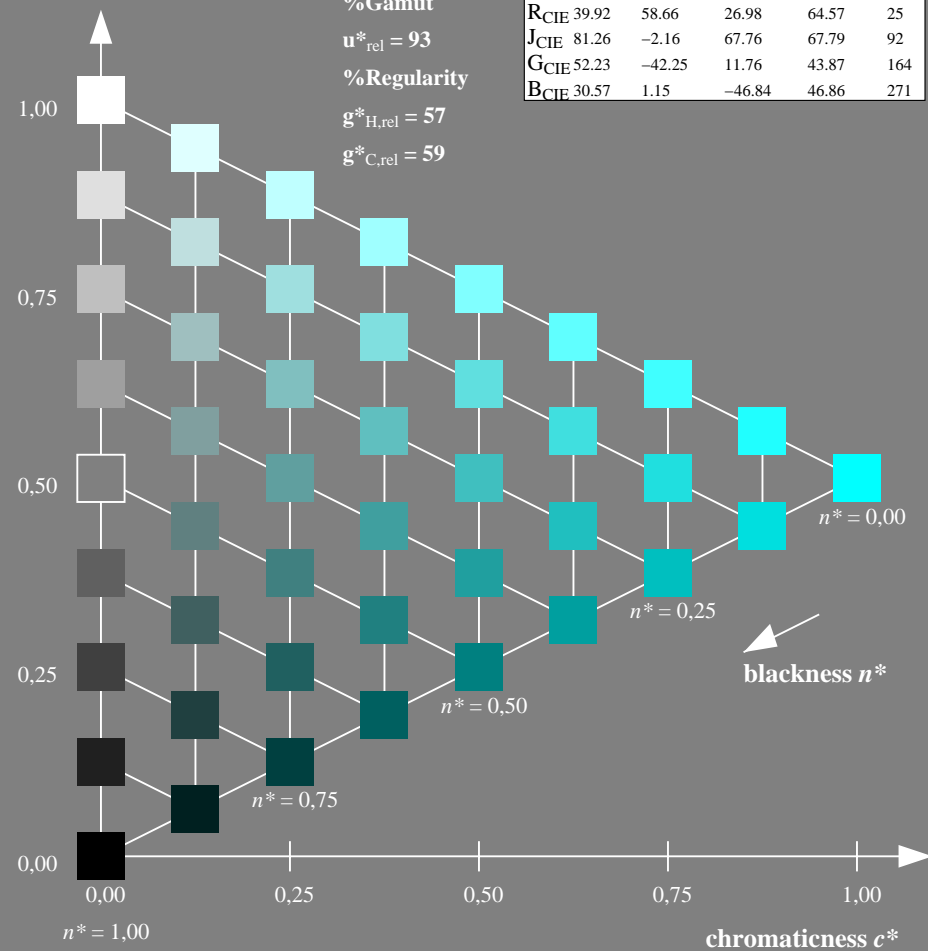
%Regularity

$g^*_{H,rel} = 20$

$g^*_{C,rel} = 37$

TLS00; adapted (a) CIELAB data

	$L^*=L^*_a$	a^*_a	b^*_a	$C^*_{ab,a}$	$h^*_{ab,a}$
O _{Ma}	50.5	76.92	64.55	100.42	40
Y _{Ma}	92.66	-20.69	90.75	93.08	103
L _{Ma}	83.63	-82.75	79.9	115.04	136
C _{Ma}	86.88	-46.16	-13.55	48.12	196
V _{Ma}	30.39	76.06	-103.59	128.52	306
M _{Ma}	57.3	94.35	-58.41	110.97	328
N _{Ma}	0.01	0.0	0.0	0.0	0
W _{Ma}	95.41	0.0	0.0	0.0	0
R _{CIE}	39.92	58.74	27.99	65.07	25
J _{CIE}	81.26	-2.88	71.56	71.62	92
G _{CIE}	52.23	-42.41	13.6	44.55	162
B _{CIE}	30.57	1.41	-46.46	46.49	272



NE700-7, 9 step scales for constant CIELAB hue 236/360 = 0.656 (left)

16 step scales for constant CIELAB hue 196/360 = 0.545 (right)

BAM-test chart NE70; Colorimetric systems ORS18 & TLS00

D65: 9 and 16 step colour scales for 10 hues

input: olv* setrgbcolor

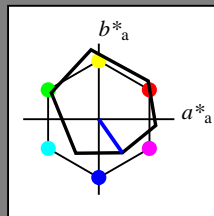
output: no change compared to input

Input: Colorimetric Offset Reflective System ORS18

for hue $h^* = lab^*h = 305/360 = 0.847$
 lab^*tch and lab^*nch

D65: hue V
 LCH*Ma: 26 54 305
 olv*Ma: 0.0 0.0 1.0

triangle lightness t^*



%Gamut

$u^*_{rel} = 93$

%Regularity

$g^*_{H,rel} = 57$

$g^*_{C,rel} = 59$

ORS18; adapted (a) CIELAB data

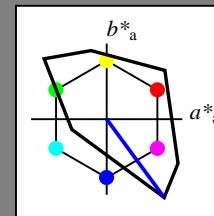
	$L^*=L^*_a$	a^*_a	b^*_a	$C^*_{ab,a}$	$h^*_{ab,a}$
O _{Ma}	47.94	65.39	50.52	82.63	38
Y _{Ma}	90.37	-10.26	91.75	92.32	96
L _{Ma}	50.9	-62.83	34.96	71.91	151
C _{Ma}	58.62	-30.34	-45.01	54.3	236
V _{Ma}	25.72	31.1	-44.4	54.22	305
M _{Ma}	48.13	75.28	-8.36	75.74	354
N _{Ma}	18.01	0.0	0.0	0.0	0
W _{Ma}	95.41	0.0	0.0	0.0	0
R _{CIE}	39.92	58.66	26.98	64.57	25
J _{CIE}	81.26	-2.16	67.76	67.79	92
G _{CIE}	52.23	-42.25	11.76	43.87	164
B _{CIE}	30.57	1.15	-46.84	46.86	271

Output: Colorimetric Television Luminous System TLS00

for hue $h^* = lab^*h = 306/360 = 0.851$
 lab^*tch and lab^*nch

D65: hue V
 LCH*Ma: 30 129 306
 olv*Ma: 0.0 0.0 1.0

triangle lightness t^*



%Gamut

$u^*_{rel} = 158$

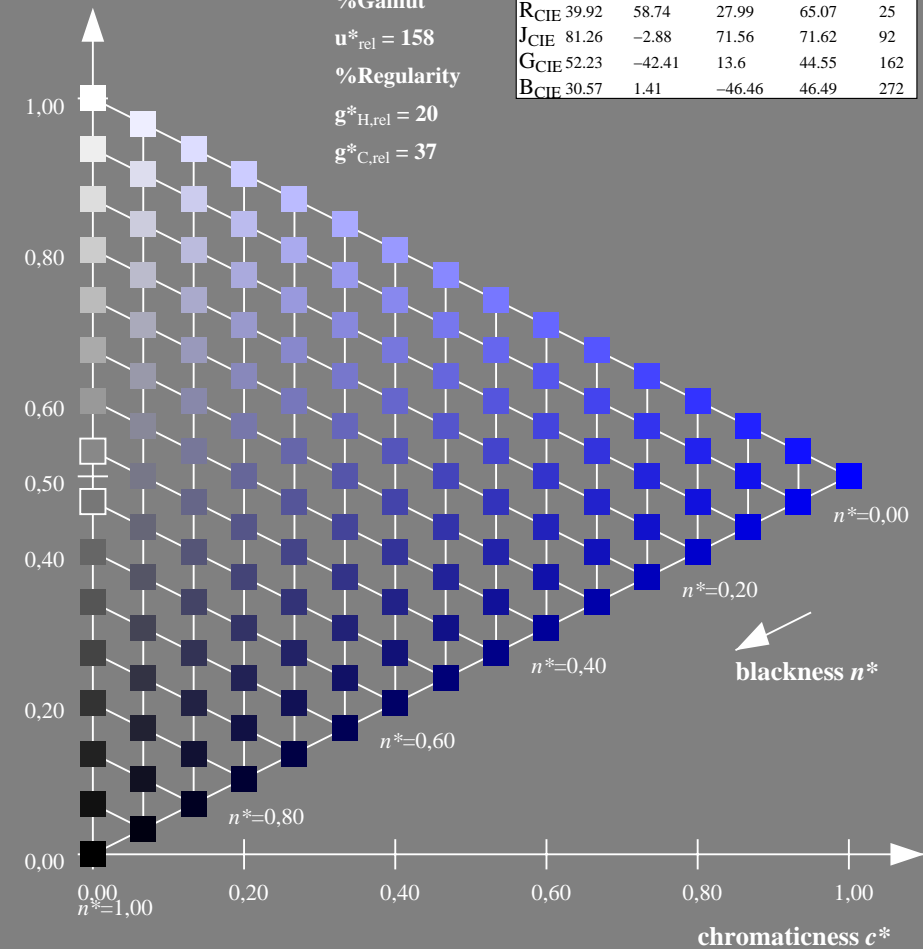
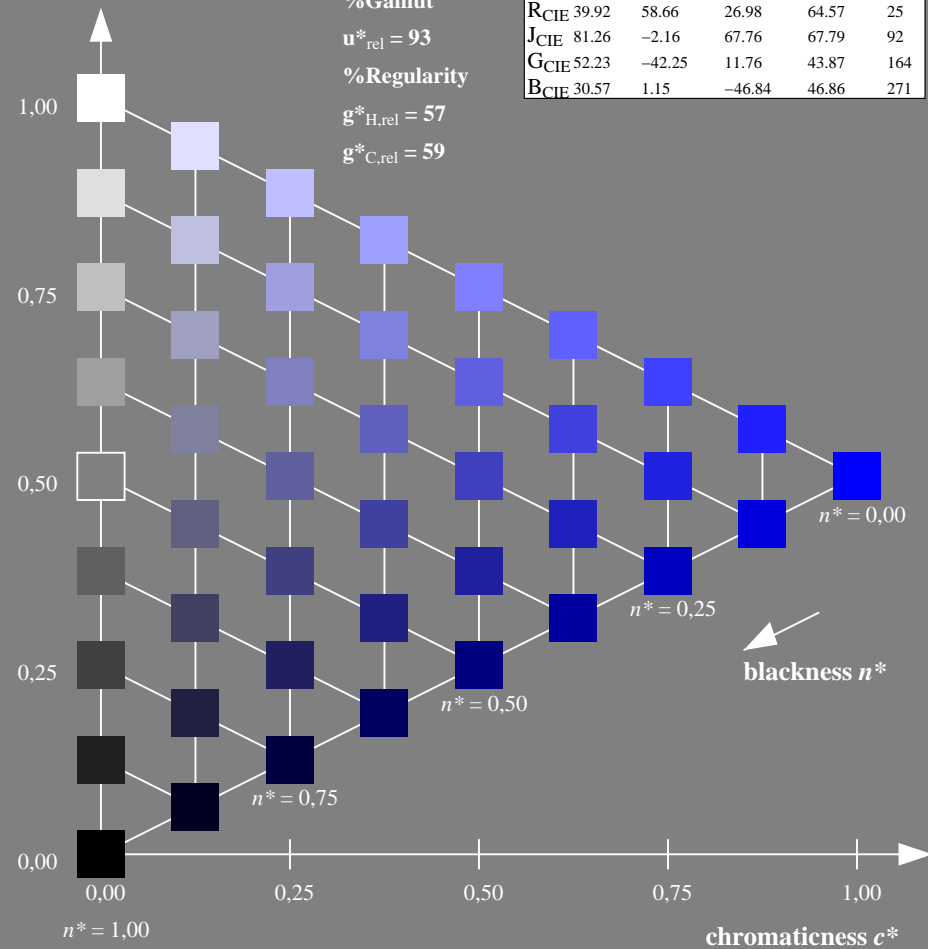
%Regularity

$g^*_{H,rel} = 20$

$g^*_{C,rel} = 37$

TLS00; adapted (a) CIELAB data

	$L^*=L^*_a$	a^*_a	b^*_a	$C^*_{ab,a}$	$h^*_{ab,a}$
O _{Ma}	50.5	76.92	64.55	100.42	40
Y _{Ma}	92.66	-20.69	90.75	93.08	103
L _{Ma}	83.63	-82.75	79.9	115.04	136
C _{Ma}	86.88	-46.16	-13.55	48.12	196
V _{Ma}	30.39	76.06	-103.59	128.52	306
M _{Ma}	57.3	94.35	-58.41	110.97	328
N _{Ma}	0.01	0.0	0.0	0.0	0
W _{Ma}	95.41	0.0	0.0	0.0	0
R _{CIE}	39.92	58.74	27.99	65.07	25
J _{CIE}	81.26	-2.88	71.56	71.62	92
G _{CIE}	52.23	-42.41	13.6	44.55	162
B _{CIE}	30.57	1.41	-46.46	46.49	272



NE700-7, 9 step scales for constant CIELAB hue 305/360 = 0.847 (left)

16 step scales for constant CIELAB hue 306/360 = 0.851 (right)

BAM-test chart NE70; Colorimetric systems ORS18 & TLS00
 D65: 9 and 16 step colour scales for 10 hues

input: $olv^* setrgbcolor$
 output: no change compared to input

Input: Colorimetric Offset Reflective System ORS18

for hue $h^* = lab^*h = 354/360 = 0.982$

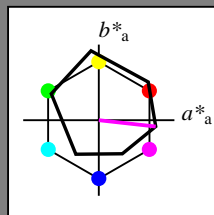
lab^*tch and lab^*nch

D65: hue M

LCH*Ma: 48 76 354

olv*Ma: 1.0 0.0 1.0

triangle lightness t^*



%Gamut

$u^*_{rel} = 93$

%Regularity

$g^*_{H,rel} = 57$

$g^*_{C,rel} = 59$

ORS18; adapted (a) CIELAB data

	$L^*=L^*_a$	a^*_a	b^*_a	$C^*_{ab,a}$	$h^*_{ab,a}$
O _{Ma}	47.94	65.39	50.52	82.63	38
Y _{Ma}	90.37	-10.26	91.75	92.32	96
L _{Ma}	50.9	-62.83	34.96	71.91	151
C _{Ma}	58.62	-30.34	-45.01	54.3	236
V _{Ma}	25.72	31.1	-44.4	54.22	305
M _{Ma}	48.13	75.28	-8.36	75.74	354
N _{Ma}	18.01	0.0	0.0	0.0	0
W _{Ma}	95.41	0.0	0.0	0.0	0
R _{CIE}	39.92	58.66	26.98	64.57	25
J _{CIE}	81.26	-2.16	67.76	67.79	92
G _{CIE}	52.23	-42.25	11.76	43.87	164
B _{CIE}	30.57	1.15	-46.84	46.86	271

Output: Colorimetric Television Luminous System TLS00

for hue $h^* = lab^*h = 328/360 = 0.912$

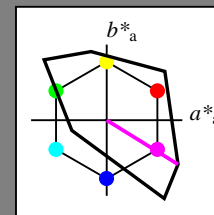
lab^*tch and lab^*nch

D65: hue M

LCH*Ma: 57 111 328

olv*Ma: 1.0 0.0 1.0

triangle lightness t^*



%Gamut

$u^*_{rel} = 158$

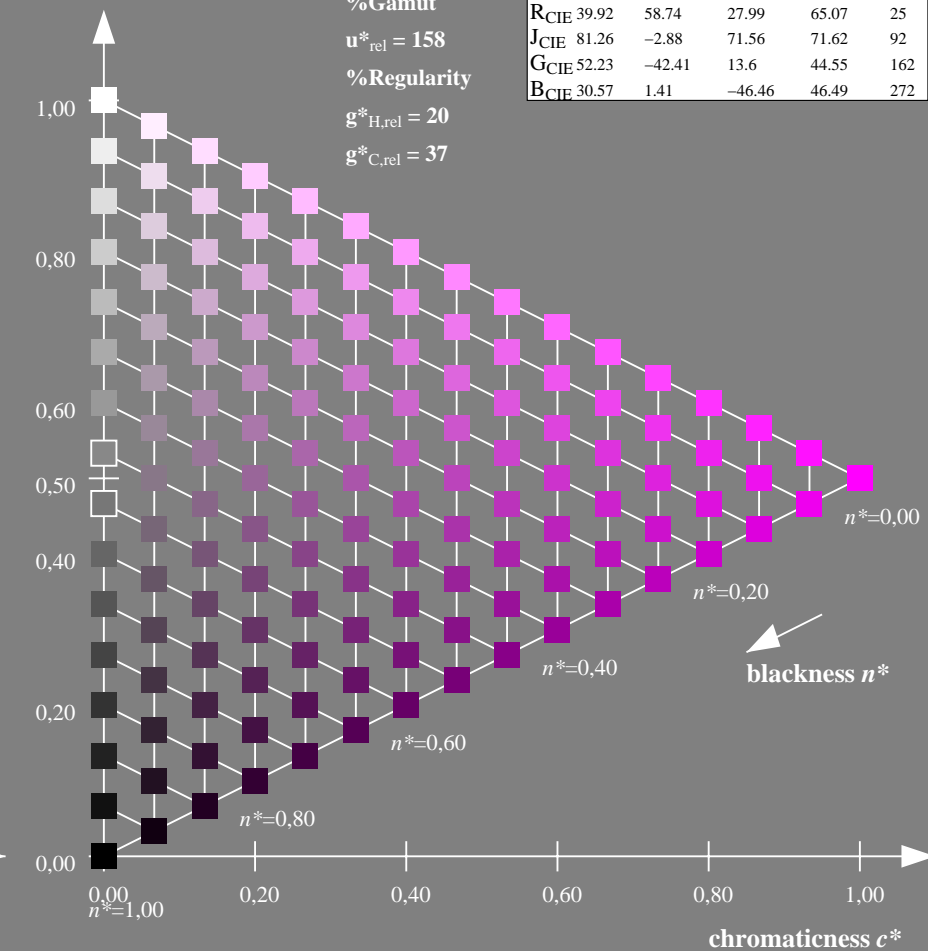
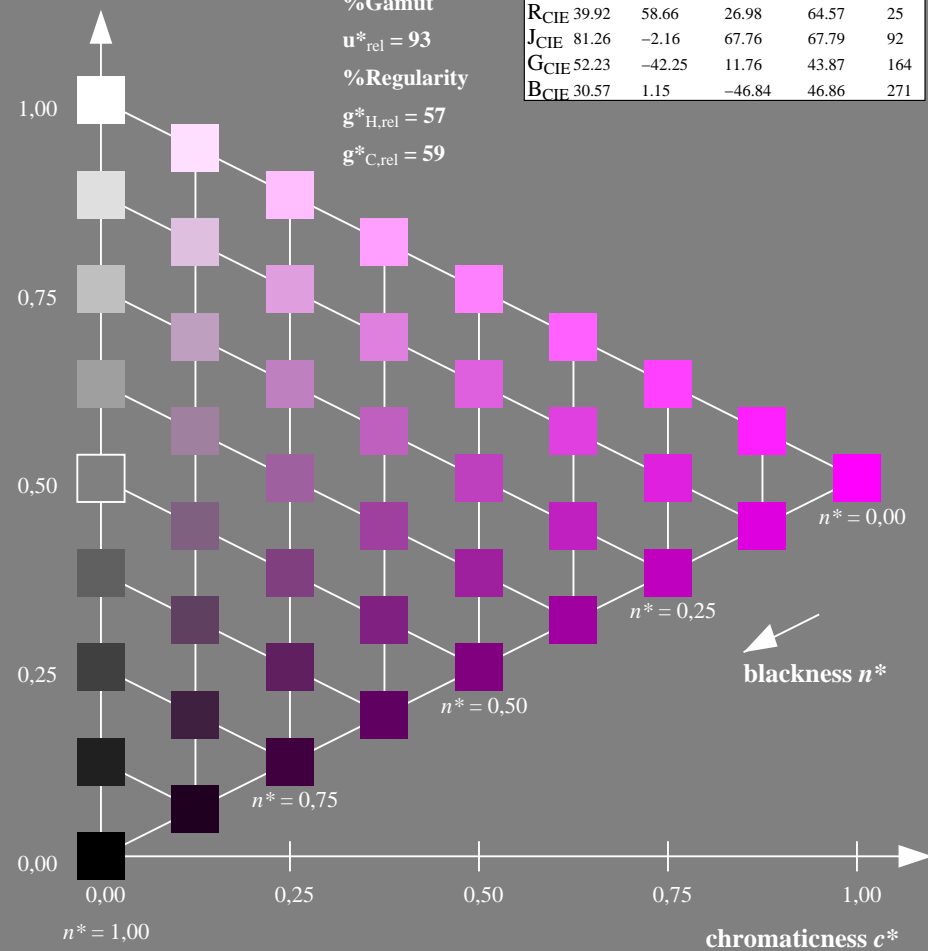
%Regularity

$g^*_{H,rel} = 20$

$g^*_{C,rel} = 37$

TLS00; adapted (a) CIELAB data

	$L^*=L^*_a$	a^*_a	b^*_a	$C^*_{ab,a}$	$h^*_{ab,a}$
O _{Ma}	50.5	76.92	64.55	100.42	40
Y _{Ma}	92.66	-20.69	90.75	93.08	103
L _{Ma}	83.63	-82.75	79.9	115.04	136
C _{Ma}	86.88	-46.16	-13.55	48.12	196
V _{Ma}	30.39	76.06	-103.59	128.52	306
M _{Ma}	57.3	94.35	-58.41	110.97	328
N _{Ma}	0.01	0.0	0.0	0.0	0
W _{Ma}	95.41	0.0	0.0	0.0	0
R _{CIE}	39.92	58.74	27.99	65.07	25
J _{CIE}	81.26	-2.88	71.56	71.62	92
G _{CIE}	52.23	-42.41	13.6	44.55	162
B _{CIE}	30.57	1.41	-46.46	46.49	272



NE700-7, 9 step scales for constant CIELAB hue 354/360 = 0.982 (left)

16 step scales for constant CIELAB hue 328/360 = 0.912 (right)

BAM-test chart NE70; Colorimetric systems ORS18 & TLS00

D65: 9 and 16 step colour scales for 10 hues

input: olv* setrgbcolor

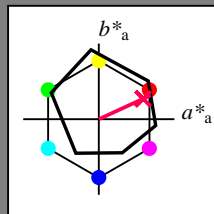
output: no change compared to input

Input: Colorimetric Offset Reflective System ORS18

for hue $h^* = lab^*h = 25/360 = 0.069$
 lab^*tch and lab^*nch

D65: hue R
 LCH*Ma: 48 75 25
 olv*Ma: 1.0 0.0 0.32

triangle lightness t^*



%Gamut

$u^*_{rel} = 93$

%Regularity

$g^*_{H,rel} = 57$

$g^*_{C,rel} = 59$

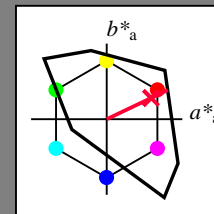
ORS18; adapted (a) CIELAB data					
	$L^*=L^*_a$	a^*_a	b^*_a	$C^*_{ab,a}$	$h^*_{ab,a}$
O _{Ma}	47.94	65.39	50.52	82.63	38
Y _{Ma}	90.37	-10.26	91.75	92.32	96
L _{Ma}	50.9	-62.83	34.96	71.91	151
C _{Ma}	58.62	-30.34	-45.01	54.3	236
V _{Ma}	25.72	31.1	-44.4	54.22	305
M _{Ma}	48.13	75.28	-8.36	75.74	354
N _{Ma}	18.01	0.0	0.0	0.0	0
W _{Ma}	95.41	0.0	0.0	0.0	0
R _{CIE}	39.92	58.66	26.98	64.57	25
J _{CIE}	81.26	-2.16	67.76	67.79	92
G _{CIE}	52.23	-42.25	11.76	43.87	164
B _{CIE}	30.57	1.15	-46.84	46.86	271

Output: Colorimetric Television Luminous System TLS00

for hue $h^* = lab^*h = 25/360 = 0.071$
 lab^*tch and lab^*nch

D65: hue R
 LCH*Ma: 52 89 25
 olv*Ma: 1.0 0.0 0.21

triangle lightness t^*



%Gamut

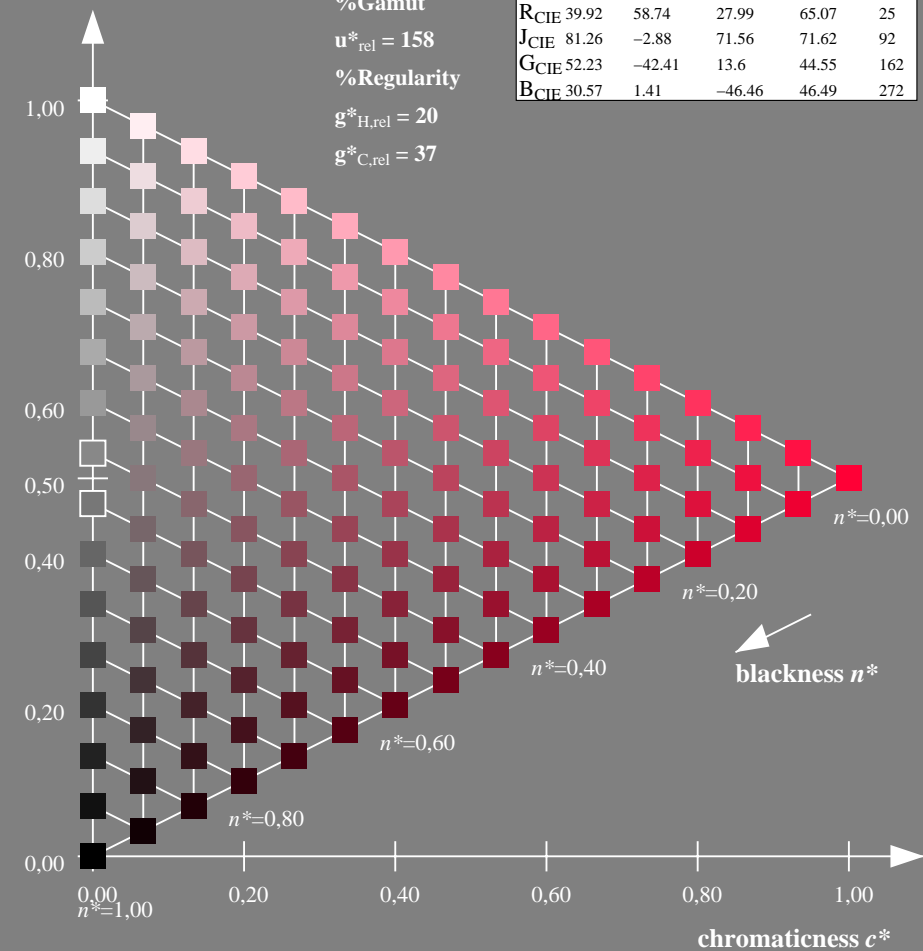
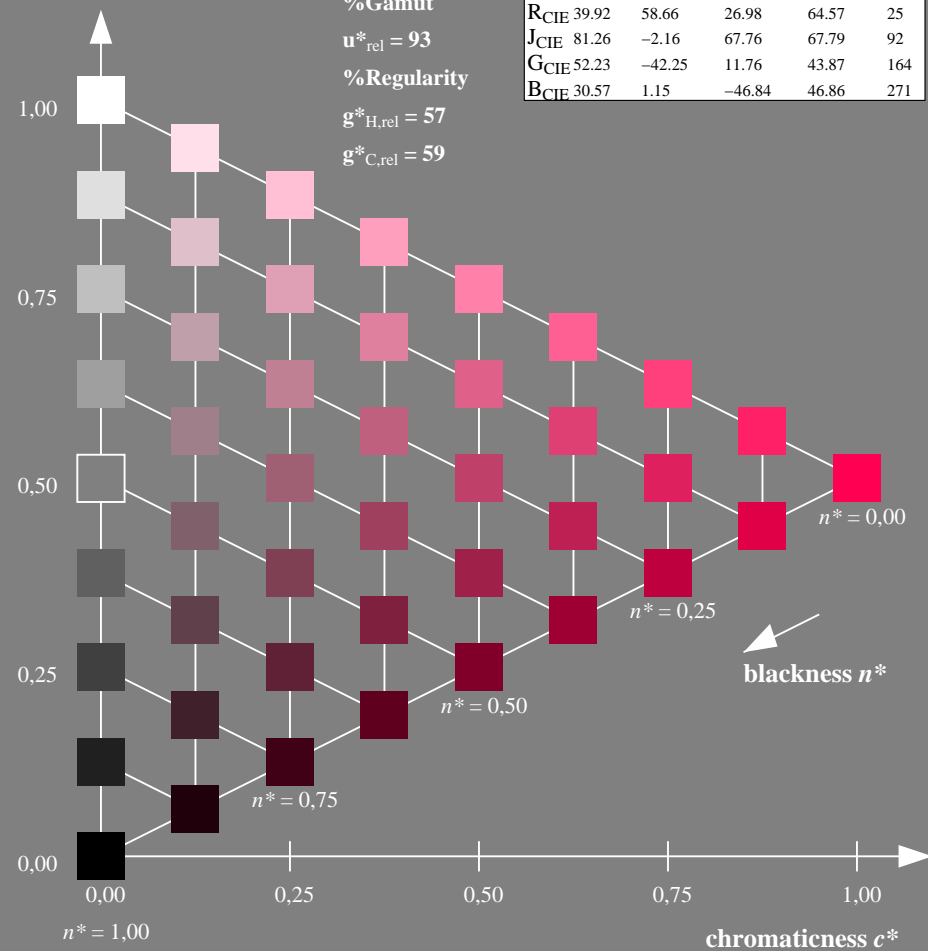
$u^*_{rel} = 158$

%Regularity

$g^*_{H,rel} = 20$

$g^*_{C,rel} = 37$

TLS00; adapted (a) CIELAB data					
	$L^*=L^*_a$	a^*_a	b^*_a	$C^*_{ab,a}$	$h^*_{ab,a}$
O _{Ma}	50.5	76.92	64.55	100.42	40
Y _{Ma}	92.66	-20.69	90.75	93.08	103
L _{Ma}	83.63	-82.75	79.9	115.04	136
C _{Ma}	86.88	-46.16	-13.55	48.12	196
V _{Ma}	30.39	76.06	-103.59	128.52	306
M _{Ma}	57.3	94.35	-58.41	110.97	328
N _{Ma}	0.01	0.0	0.0	0.0	0
W _{Ma}	95.41	0.0	0.0	0.0	0
R _{CIE}	39.92	58.74	27.99	65.07	25
J _{CIE}	81.26	-2.88	71.56	71.62	92
G _{CIE}	52.23	-42.41	13.6	44.55	162
B _{CIE}	30.57	1.41	-46.46	46.49	272



NE700-7, 9 step scales for constant CIELAB hue 25/360 = 0.069 (left)

16 step scales for constant CIELAB hue 25/360 = 0.071 (right)

BAM-test chart NE70; Colorimetric systems ORS18 & TLS00
 D65: 9 and 16 step colour scales for 10 hues

input: $olv^* setrgbcolor$
 output: no change compared to input

Input: Colorimetric Offset Reflective System ORS18

for hue $h^* = lab^*h = 92/360 = 0.255$

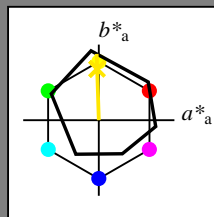
lab^*tch and lab^*nch

D65: hue J

LCH*Ma: 86 88 92

olv*Ma: 1.0 0.9 0.0

triangle lightness t^*



ORS18; adapted (a) CIELAB data

	$L^*=L^*_a$	a^*_a	b^*_a	$C^*_{ab,a}$	$h^*_{ab,a}$
O _{Ma}	47.94	65.39	50.52	82.63	38
Y _{Ma}	90.37	-10.26	91.75	92.32	96
L _{Ma}	50.9	-62.83	34.96	71.91	151
C _{Ma}	58.62	-30.34	-45.01	54.3	236
V _{Ma}	25.72	31.1	-44.4	54.22	305
M _{Ma}	48.13	75.28	-8.36	75.74	354
N _{Ma}	18.01	0.0	0.0	0.0	0
W _{Ma}	95.41	0.0	0.0	0.0	0
R _{CIE}	39.92	58.66	26.98	64.57	25
J _{CIE}	81.26	-2.16	67.76	67.79	92
G _{CIE}	52.23	-42.25	11.76	43.87	164
B _{CIE}	30.57	1.15	-46.84	46.86	271

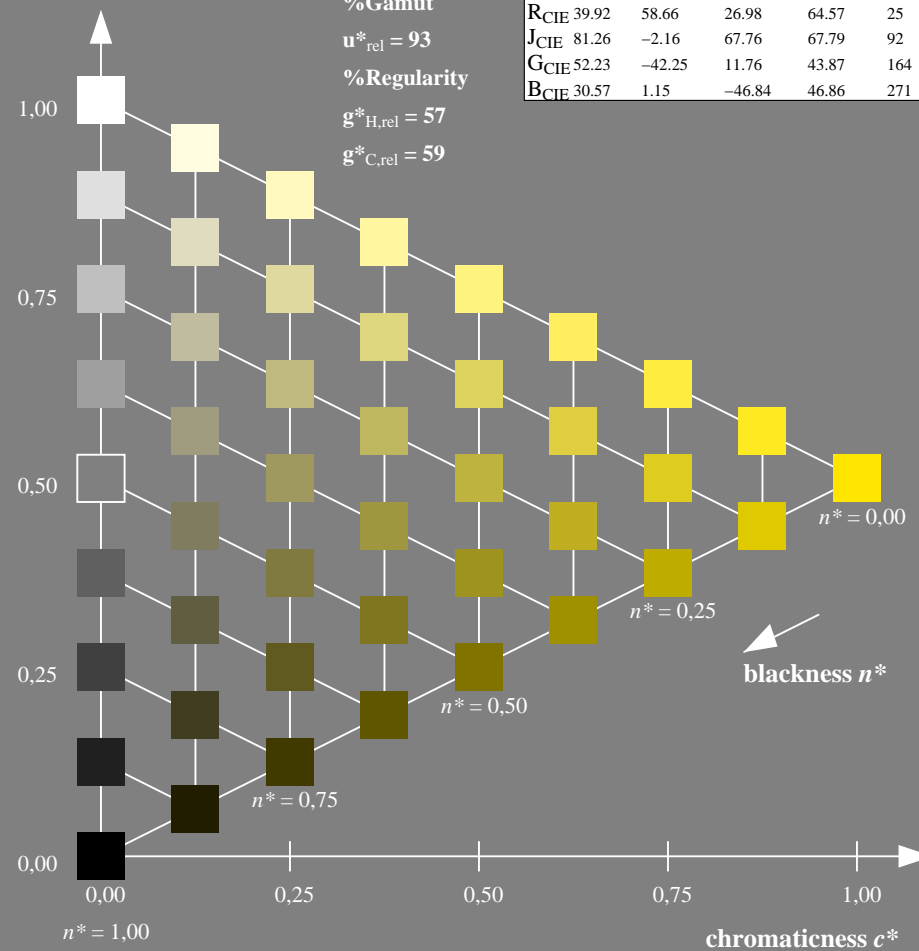
%Gamut

$u^*_{rel} = 93$

%Regularity

$g^*_{H,rel} = 57$

$g^*_{C,rel} = 59$



Output: Colorimetric Television Luminous System TLS00

for hue $h^* = lab^*h = 92/360 = 0.256$

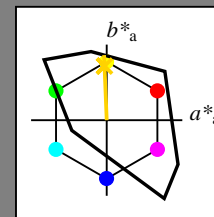
lab^*tch and lab^*nch

D65: hue J

LCH*Ma: 85 86 92

olv*Ma: 1.0 0.82 0.0

triangle lightness t^*



TLS00; adapted (a) CIELAB data

	$L^*=L^*_a$	a^*_a	b^*_a	$C^*_{ab,a}$	$h^*_{ab,a}$
O _{Ma}	50.5	76.92	64.55	100.42	40
Y _{Ma}	92.66	-20.69	90.75	93.08	103
L _{Ma}	83.63	-82.75	79.9	115.04	136
C _{Ma}	86.88	-46.16	-13.55	48.12	196
V _{Ma}	30.39	76.06	-103.59	128.52	306
M _{Ma}	57.3	94.35	-58.41	110.97	328
N _{Ma}	0.01	0.0	0.0	0.0	0
W _{Ma}	95.41	0.0	0.0	0.0	0
R _{CIE}	39.92	58.74	27.99	65.07	25
J _{CIE}	81.26	-2.88	71.56	71.62	92
G _{CIE}	52.23	-42.41	13.6	44.55	162
B _{CIE}	30.57	1.41	-46.46	46.49	272

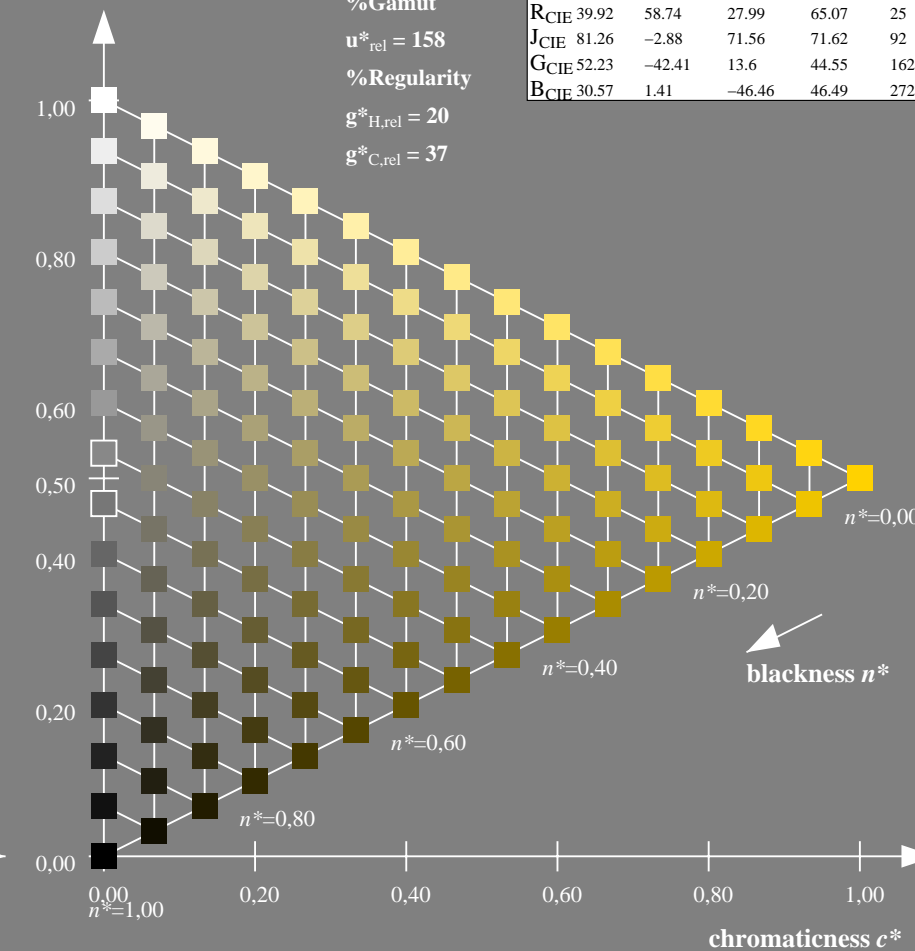
%Gamut

$u^*_{rel} = 158$

%Regularity

$g^*_{H,rel} = 20$

$g^*_{C,rel} = 37$



NE700-7, 9 step scales for constant CIELAB hue 92/360 = 0.255 (left)

16 step scales for constant CIELAB hue 92/360 = 0.256 (right)

BAM-test chart NE70; Colorimetric systems ORS18 & TLS00

D65: 9 and 16 step colour scales for 10 hues

input: $olv^* setrgbcolor$

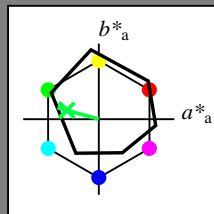
output: no change compared to input

Input: Colorimetric Offset Reflective System ORS18

for hue $h^* = lab^*h = 164/360 = 0.457$
 lab^*tch and lab^*nch

D65: hue G
 LCH*Ma: 53 57 164
 olv*Ma: 0.0 1.0 0.25

triangle lightness t^*



%Gamut

$u^*_{rel} = 93$

%Regularity

$g^*_{H,rel} = 57$

$g^*_{C,rel} = 59$

ORS18; adapted (a) CIELAB data

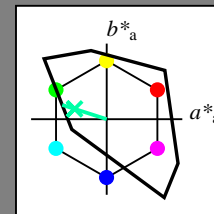
	$L^*=L^*_a$	a^*_a	b^*_a	$C^*_{ab,a}$	$h^*_{ab,a}$
O _{Ma}	47.94	65.39	50.52	82.63	38
Y _{Ma}	90.37	-10.26	91.75	92.32	96
L _{Ma}	50.9	-62.83	34.96	71.91	151
C _{Ma}	58.62	-30.34	-45.01	54.3	236
V _{Ma}	25.72	31.1	-44.4	54.22	305
M _{Ma}	48.13	75.28	-8.36	75.74	354
N _{Ma}	18.01	0.0	0.0	0.0	0
W _{Ma}	95.41	0.0	0.0	0.0	0
R _{CIE}	39.92	58.66	26.98	64.57	25
J _{CIE}	81.26	-2.16	67.76	67.79	92
G _{CIE}	52.23	-42.25	11.76	43.87	164
B _{CIE}	30.57	1.15	-46.84	46.86	271

Output: Colorimetric Television Luminous System TLS00

for hue $h^* = lab^*h = 162/360 = 0.451$
 lab^*tch and lab^*nch

D65: hue G
 LCH*Ma: 86 62 162
 olv*Ma: 0.0 1.0 0.65

triangle lightness t^*



%Gamut

$u^*_{rel} = 158$

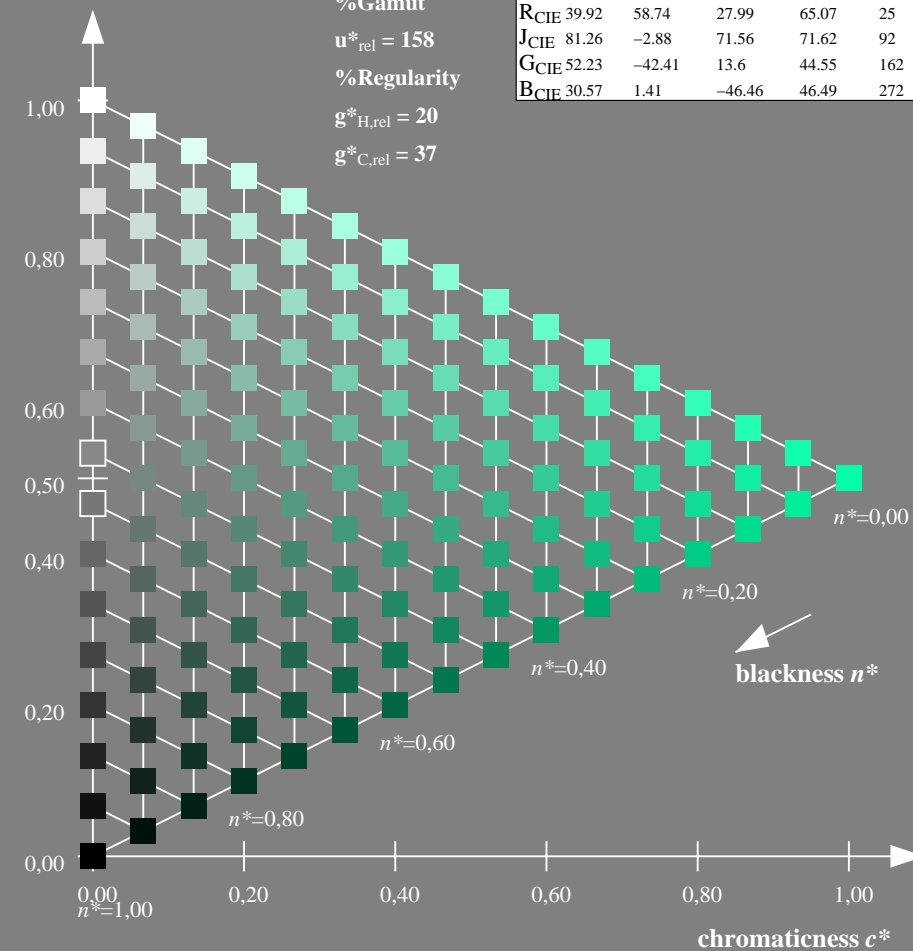
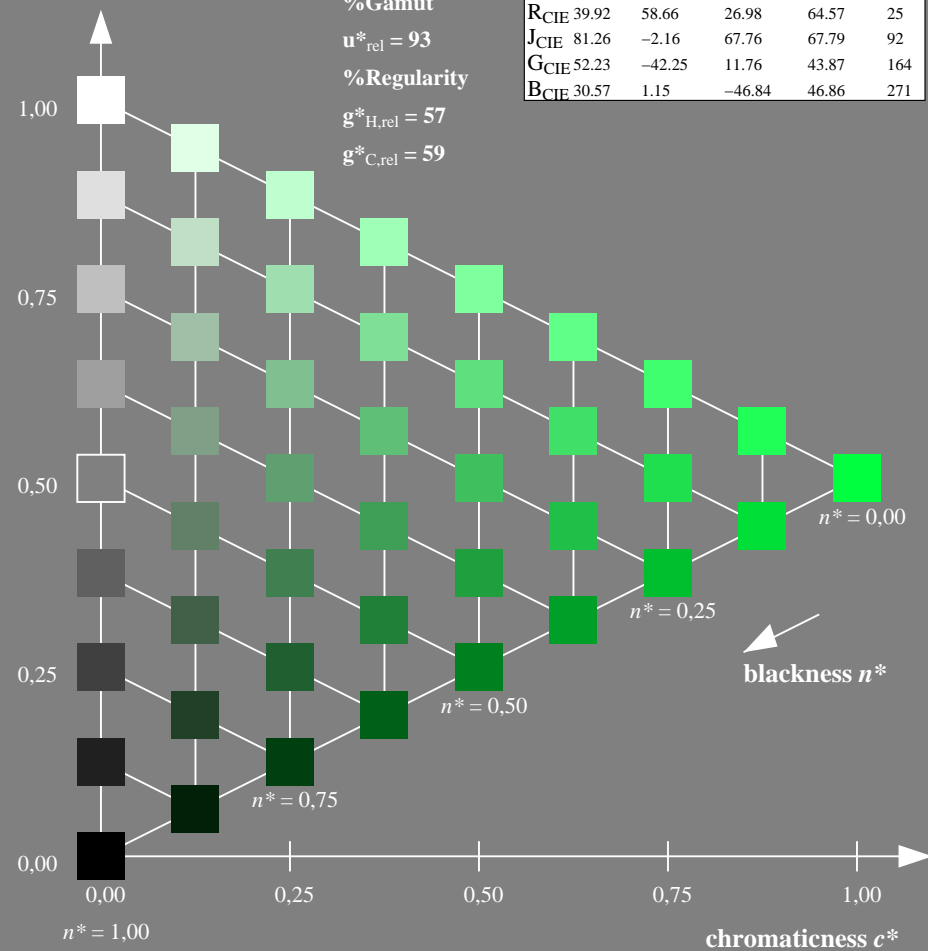
%Regularity

$g^*_{H,rel} = 20$

$g^*_{C,rel} = 37$

TLS00; adapted (a) CIELAB data

	$L^*=L^*_a$	a^*_a	b^*_a	$C^*_{ab,a}$	$h^*_{ab,a}$
O _{Ma}	50.5	76.92	64.55	100.42	40
Y _{Ma}	92.66	-20.69	90.75	93.08	103
L _{Ma}	83.63	-82.75	79.9	115.04	136
C _{Ma}	86.88	-46.16	-13.55	48.12	196
V _{Ma}	30.39	76.06	-103.59	128.52	306
M _{Ma}	57.3	94.35	-58.41	110.97	328
N _{Ma}	0.01	0.0	0.0	0.0	0
W _{Ma}	95.41	0.0	0.0	0.0	0
R _{CIE}	39.92	58.74	27.99	65.07	25
J _{CIE}	81.26	-2.88	71.56	71.62	92
G _{CIE}	52.23	-42.41	13.6	44.55	162
B _{CIE}	30.57	1.41	-46.46	46.49	272



NE700-7, 9 step scales for constant CIELAB hue 164/360 = 0.457 (left)

16 step scales for constant CIELAB hue 162/360 = 0.451 (right)

BAM-test chart NE70; Colorimetric systems ORS18 & TLS00
 D65: 9 and 16 step colour scales for 10 hues

input: olv* setrgbcolor
 output: no change compared to input

Input: Colorimetric Offset Reflective System ORS18

for hue $h^* = lab^*h = 271/360 = 0.754$

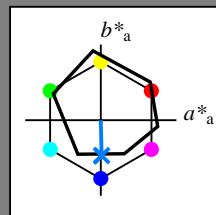
lab^*tch and lab^*nch

D65: hue B

LCH*Ma: 42 45 271

olv*Ma: 0.0 0.49 1.0

triangle lightness t^*



%Gamut

$u^*_{rel} = 93$

%Regularity

$g^*_{H,rel} = 57$

$g^*_{C,rel} = 59$

ORS18; adapted (a) CIELAB data

	$L^*=L^*_a$	a^*_a	b^*_a	$C^*_{ab,a}$	$h^*_{ab,a}$
O _{Ma}	47.94	65.39	50.52	82.63	38
Y _{Ma}	90.37	-10.26	91.75	92.32	96
L _{Ma}	50.9	-62.83	34.96	71.91	151
C _{Ma}	58.62	-30.34	-45.01	54.3	236
V _{Ma}	25.72	31.1	-44.4	54.22	305
M _{Ma}	48.13	75.28	-8.36	75.74	354
N _{Ma}	18.01	0.0	0.0	0.0	0
W _{Ma}	95.41	0.0	0.0	0.0	0
R _{CIE}	39.92	58.66	26.98	64.57	25
J _{CIE}	81.26	-2.16	67.76	67.79	92
G _{CIE}	52.23	-42.25	11.76	43.87	164
B _{CIE}	30.57	1.15	-46.84	46.86	271

Output: Colorimetric Television Luminous System TLS00

for hue $h^* = lab^*h = 272/360 = 0.755$

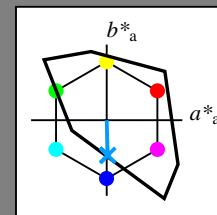
lab^*tch and lab^*nch

D65: hue B

LCH*Ma: 65 49 272

olv*Ma: 0.0 0.61 1.0

triangle lightness t^*



%Gamut

$u^*_{rel} = 158$

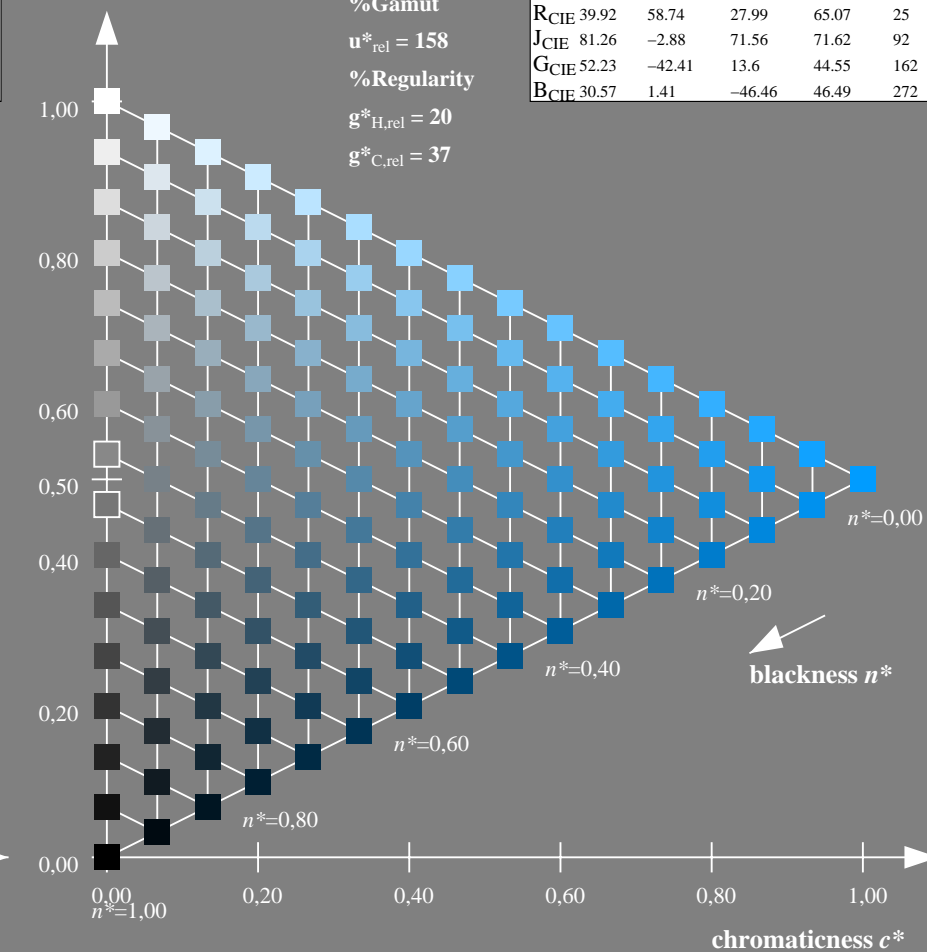
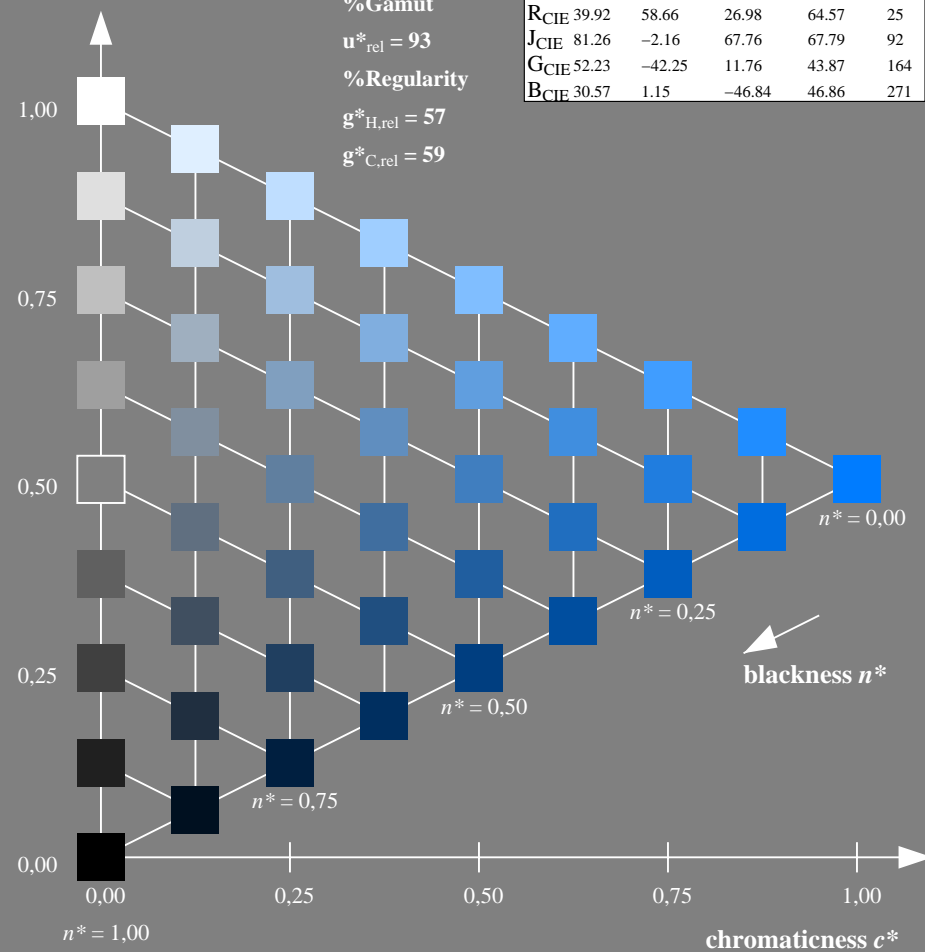
%Regularity

$g^*_{H,rel} = 20$

$g^*_{C,rel} = 37$

TLS00; adapted (a) CIELAB data

	$L^*=L^*_a$	a^*_a	b^*_a	$C^*_{ab,a}$	$h^*_{ab,a}$
O _{Ma}	50.5	76.92	64.55	100.42	40
Y _{Ma}	92.66	-20.69	90.75	93.08	103
L _{Ma}	83.63	-82.75	79.9	115.04	136
C _{Ma}	86.88	-46.16	-13.55	48.12	196
V _{Ma}	30.39	76.06	-103.59	128.52	306
M _{Ma}	57.3	94.35	-58.41	110.97	328
N _{Ma}	0.01	0.0	0.0	0.0	0
W _{Ma}	95.41	0.0	0.0	0.0	0
R _{CIE}	39.92	58.74	27.99	65.07	25
J _{CIE}	81.26	-2.88	71.56	71.62	92
G _{CIE}	52.23	-42.41	13.6	44.55	162
B _{CIE}	30.57	1.41	-46.46	46.49	272



NE700-7, 9 step scales for constant CIELAB hue 271/360 = 0.754 (left)

16 step scales for constant CIELAB hue 272/360 = 0.755 (right)

BAM-test chart NE70; Colorimetric systems ORS18 & TLS00

D65: 9 and 16 step colour scales for 10 hues

input: $olv^* setrgbcolor$

output: no change compared to input