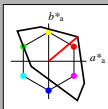


Input: Colorimetric Television Luminous System TLS00
 for hue $h^* = lab^*h = 40/360 = 0.111$
 lab^*tch and lab^*nch

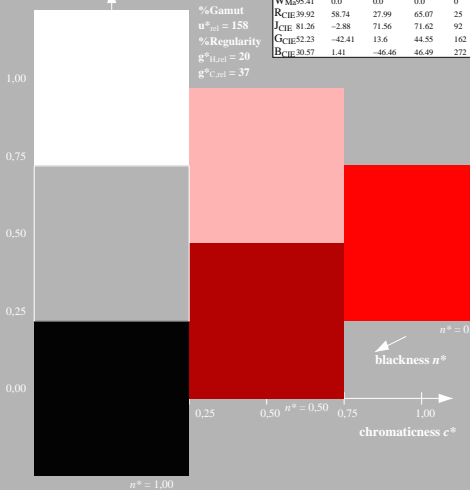
D65: hue O
 LCH[°]Ma: 51 100 40
 olv[°]Ma: 1.0 0.0 0.0
 triangle lightness t^*



TLS00; adapted (a) CIELAB data

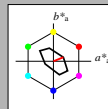
	$L^* = L^*_a$	a^*_a	b^*_a	C^*_{aba}	h^*_{aba}
OMa	50.5	76.92	64.55	100.42	40
YMa	92.66	-20.69	90.75	93.08	103
LMa	83.63	-82.75	79.9	115.04	136
CMa	86.88	-46.16	-13.55	48.12	196
VMa	30.39	76.06	-103.59	128.52	306
MMa	57.3	94.35	-58.41	110.97	328
NMa	0.01	0.0	0.0	0.0	0
WMa	95.41	0.0	0.0	0.0	0
RCIE	39.92	58.74	27.99	65.07	25
JCTE	81.26	-2.88	71.56	71.62	92
GCIE	52.23	-42.41	13.6	44.55	162
BCIE	30.57	1.41	-46.46	46.49	272

%Gamut
 $u^*_{rel} = 158$
 %Regularity
 $g^*_{H,rel} = 20$
 $g^*_{C,rel} = 37$



Output: Colorimetric Television Luminous System TLS70
 for hue $h^* = lab^*h = 22/360 = 0.061$
 lab^*tch and lab^*nch

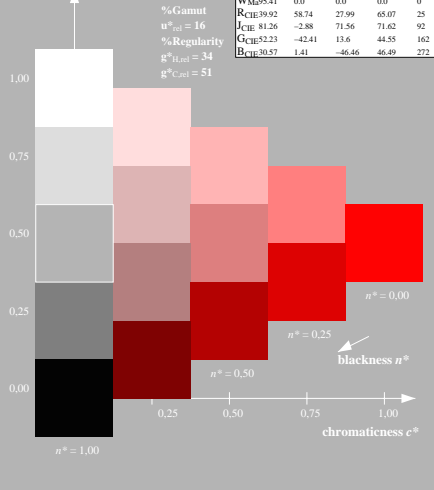
D65: hue O
 LCH[°]Ma: 76 28 22
 olv[°]Ma: 1.0 0.0 0.0
 triangle lightness t^*



TLS70; adapted (a) CIELAB data

	$L^* = L^*_a$	a^*_a	b^*_a	C^*_{aba}	h^*_{aba}
OMa	76.43	26.27	10.57	28.32	22
YMa	93.93	-10.76	34.63	36.27	107
LMa	89.32	-35.8	27.64	45.24	142
CMa	90.93	-21.95	-7.07	23.07	198
VMa	72.1	15.76	-35.63	38.97	294
MMa	78.5	37.52	-25.23	45.22	326
NMa	69.7	0.0	0.0	0.0	0
WMa	95.41	0.0	0.0	0.0	0
RCIE	39.92	58.74	27.99	65.07	25
JCTE	81.26	-2.88	71.56	71.62	92
GCIE	52.23	-42.41	13.6	44.55	162
BCIE	30.57	1.41	-46.46	46.49	272

%Gamut
 $u^*_{rel} = 16$
 %Regularity
 $g^*_{H,rel} = 34$
 $g^*_{C,rel} = 51$



NE830-7; 3 step scales for constant CIELAB hue 40/360 = 0.111 (left)

5 step scales for constant CIELAB hue 22/360 = 0.061 (right)

BAM-test chart NE83; Colorimetric systems TLS00 & TLS70
 D65: 3 and 5 step colour scales for 10 hues

input: `olv* setrgbcolor`
 output: `olv* setrgbcolor / w* setgray`