

Input: Colorimetric Television Luminous System TLS00

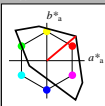
for hue $h^* = lab^*h = 40/360 = 0.111$

lab^*tch and lab^*nch

D65: hue 0

LCH*Ma: 51 100 40

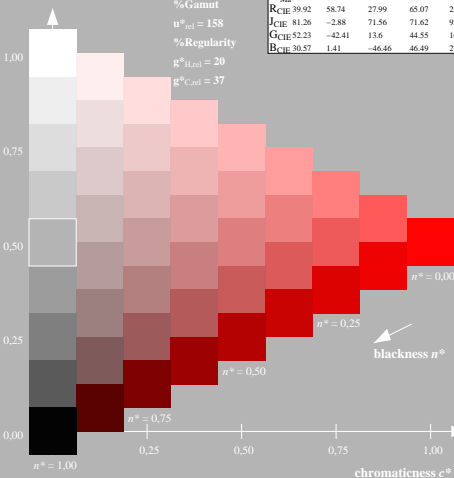
olv*Ma: 1.0 0.0 0.0



TLS00; adapted (a) CIELAB data

	$L^* = L^*_a$	a^*_a	b^*_a	$C^*_{ab,a}$	$h^*_{ab,a}$
O _{Ma}	50.5	76.92	64.55	100.42	40
Y _{Ma}	92.66	-20.69	90.75	93.08	103
L _{Ma}	83.63	-82.75	79.9	115.04	136
C _{Ma}	86.88	-46.16	-13.55	48.12	196
V _{Ma}	30.39	76.06	-103.59	128.52	306
M _{Ma}	57.3	94.35	-58.41	110.97	328
N _{Ma}	0.01	0.0	0.0	0.0	0
W _{Ma}	95.41	0.0	0.0	0.0	0
R _{CIE}	39.92	58.74	27.99	65.07	25
J _{CIE}	81.26	-2.88	71.56	71.62	92
G _{CIE}	52.23	-42.41	13.6	44.55	162
B _{CIE}	30.57	1.41	-46.46	46.49	272

triangle lightness t^*



Output: Colorimetric Offset Reflective System ORS18

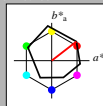
for hue $h^* = lab^*h = 38/360 = 0.105$

lab^*tch and lab^*nch

D65: hue 0

LCH*Ma: 48 83 38

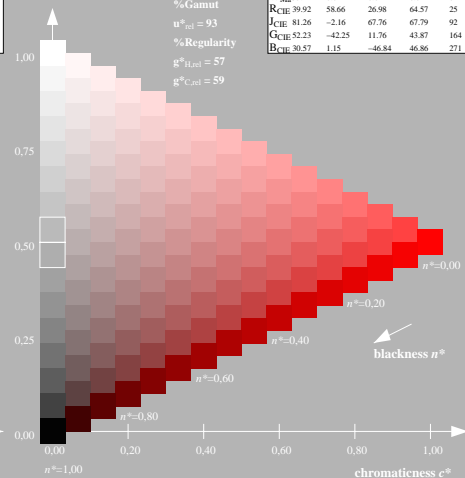
olv*Ma: 1.0 0.0 0.0



ORS18; adapted (a) CIELAB data

	$L^* = L^*_a$	a^*_a	b^*_a	$C^*_{ab,a}$	$h^*_{ab,a}$
O _{Ma}	47.94	65.39	50.52	82.63	38
Y _{Ma}	90.37	-10.26	91.75	92.32	96
L _{Ma}	50.9	-62.83	34.96	71.91	151
C _{Ma}	58.62	-30.34	-45.01	54.3	236
V _{Ma}	25.72	31.1	-44.4	54.22	305
M _{Ma}	48.13	75.28	-8.36	75.74	354
N _{Ma}	18.01	0.0	0.0	0.0	0
W _{Ma}	95.41	0.0	0.0	0.0	0
R _{CIE}	39.92	58.66	26.98	64.57	25
J _{CIE}	81.26	-2.16	67.76	67.79	92
G _{CIE}	52.23	-42.25	11.76	43.87	164
B _{CIE}	30.57	1.15	-46.84	46.86	271

triangle lightness t^*



NE950-7, 9 step scales for constant CIELAB hue 40/360 = 0.111 (left)

16 step scales for constant CIELAB hue 38/360 = 0.105 (right)

BAM-test chart NE95; Colorimetric systems TLS00 & ORS18

D65: 9 and 16 step colour scales for 10 hues

input: `olv* setrgbcolor`

output: `olv* setrgbcolor / w* setgray`