

Input: Colorimetric Television Luminous System TLS18

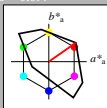
for hue $h^* = lab^*h = 35/360 = 0.097$

lab^*ch and lab^*nch

D65: hue O

LCH*Ma: 53 87 35

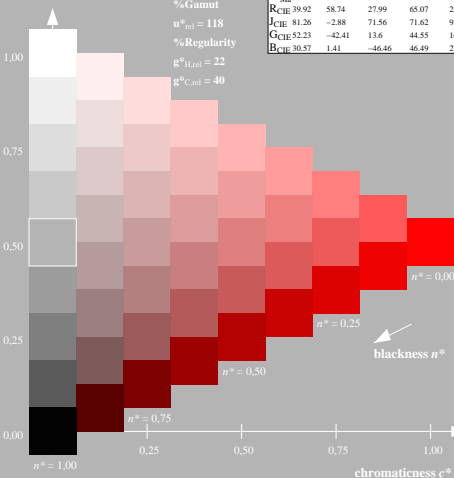
olv*Ma: 1.0 0.0 0.0



TLS18; adapted (a) CIELAB data

	$L^* = L^*_a$	a^*_a	b^*_a	$C^*_{ab,a}$	$h^*_{ab,a}$
OMa	52.76	71.63	49.88	87.29	35
YMa	92.74	-20.02	84.97	87.3	103
LMa	84.0	-78.98	73.94	108.2	137
CMa	87.14	-44.41	-13.11	46.32	196
VMa	35.47	64.92	-95.06	115.12	304
MMa	59.01	89.33	-55.67	105.26	328
NMa	18.01	0.0	0.0	0.0	0
WMa	95.41	0.0	0.0	0.0	0
RCIE	39.92	58.74	27.99	65.07	25
JCIE	81.26	-2.88	71.56	71.62	92
GCIE	52.23	-42.41	13.6	44.55	162
BCIE	30.57	1.41	-46.46	46.49	272

triangle lightness t^*



Output: Colorimetric Offset Reflective System ORS18

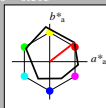
for hue $h^* = lab^*h = 38/360 = 0.105$

lab^*ch and lab^*nch

D65: hue O

LCH*Ma: 48 83 38

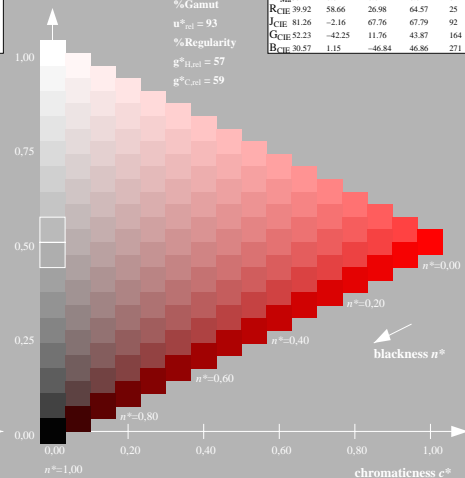
olv*Ma: 1.0 0.0 0.0



ORS18; adapted (a) CIELAB data

	$L^* = L^*_a$	a^*_a	b^*_a	$C^*_{ab,a}$	$h^*_{ab,a}$
OMa	47.94	65.39	50.52	82.63	38
YMa	90.37	-10.26	91.75	92.32	96
LMa	50.9	-62.83	34.96	71.91	151
CMa	58.62	-30.34	-45.01	54.3	236
VMa	25.72	31.1	-44.4	54.22	305
MMa	48.13	75.28	-8.36	75.74	354
NMa	18.01	0.0	0.0	0.0	0
WMa	95.41	0.0	0.0	0.0	0
RCIE	39.92	58.66	26.98	64.57	25
JCIE	81.26	-2.16	67.76	67.79	92
GCIE	52.23	-42.25	11.76	43.87	164
BCIE	30.57	1.15	-46.84	46.86	271

triangle lightness t^*



NE960-7, 9 step scales for constant CIELAB hue 35/360 = 0.097 (left)

16 step scales for constant CIELAB hue 38/360 = 0.105 (right)

BAM-test chart NE96; Colorimetric systems TLS18 & ORS18

D65: 9 and 16 step colour scales for 10 hues

input: `olv* setrgbcolor`

output: `olv* setrgbcolor / w* setgray`