

**Input: Colorimetric Offset Reflective System ORS18**

for hue  $h^* = lab^*h = 38/360 = 0.105$

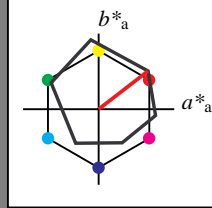
$lab^*tch$  and  $lab^*nch$

D65: hue O

LCH\*Ma: 48 83 38

olv\*Ma: 1.0 0.0 0.0

triangle lightness  $t^*$



**ORS18; adapted (a) CIELAB data**

	$L^*=L^*_a$	$a^*_a$	$b^*_a$	$C^*_{ab,a}$	$h^*_{ab,a}$
OMa	47.94	65.39	50.52	82.63	38
YMa	90.37	-10.26	91.75	92.32	96
LMa	50.9	-62.83	34.96	71.91	151
CMa	58.62	-30.34	-45.01	54.3	236
VMa	25.72	31.1	-44.4	54.22	305
MMa	48.13	75.28	-8.36	75.74	354
NMa	18.01	0.0	0.0	0.0	0
WMa	95.41	0.0	0.0	0.0	0
RCIE	39.92	58.66	26.98	64.57	25
JCIE	81.26	-2.16	67.76	67.79	92
GCIE	52.23	-42.25	11.76	43.87	164
BCIE	30.57	1.15	-46.84	46.86	271

%Gamut

$u^*_{rel} = 93$

%Regularity

$g^*_{H,rel} = 57$

$g^*_{C,rel} = 59$

**Output: Colorimetric Television Luminous System TLS00**

for hue  $h^* = lab^*h = 40/360 = 0.111$

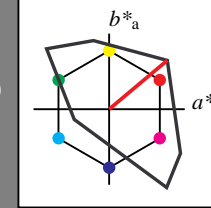
$lab^*tch$  and  $lab^*nch$

D65: hue O

LCH\*Ma: 51 100 40

olv\*Ma: 1.0 0.0 0.0

triangle lightness  $t^*$



**TLS00; adapted (a) CIELAB data**

	$L^*=L^*_a$	$a^*_a$	$b^*_a$	$C^*_{ab,a}$	$h^*_{ab,a}$
OMa	50.5	76.92	64.55	100.42	40
YMa	92.66	-20.69	90.75	93.08	103
LMa	83.63	-82.75	79.9	115.04	136
CMa	86.88	-46.16	-13.55	48.12	196
VMa	30.39	76.06	-103.59	128.52	306
MMa	57.3	94.35	-58.41	110.97	328
NMa	0.01	0.0	0.0	0.0	0
WMa	95.41	0.0	0.0	0.0	0
RCIE	39.92	58.74	27.99	65.07	25
JCIE	81.26	-2.88	71.56	71.62	92
GCIE	52.23	-42.41	13.6	44.55	162
BCIE	30.57	1.41	-46.46	46.49	272

%Gamut

$u^*_{rel} = 158$

%Regularity

$g^*_{H,rel} = 20$

$g^*_{C,rel} = 37$

**relative Inform. Technology (IT)**

olvi3*	1.0	1.0	1.0	(1.0)
cmyn3*	0.0	0.0	0.0	(0.0)
olvi4*	1.0	1.0	1.0	1.0
cmyn4*	0.0	0.0	0.0	0.0

**standard and adapted CIELAB**

LAB*LAB	95.41	0.0	0.0
LAB*LABa	95.41	0.0	0.0
LAB*TCHa	99.99	0.01	-

**relative CIELAB lab\***

lab*lab	1.0	0.0	0.0
lab*tch	1.0	0.0	-
lab*nch	0.0	0.0	-

**relative Natural Colour (NC)**

lab*lrj	1.0	0.0	0.0
lab*tce	1.0	0.0	-
lab*nce	0.0	0.0	-

**relative Inform. Technology (IT)**

olvi3*	1.0	0.5	0.5	(1.0)
cmyn3*	0.0	0.5	0.5	(0.0)
olvi4*	1.0	0.5	0.5	1.0
cmyn4*	0.0	0.5	0.5	0.0

**standard and adapted CIELAB**

LAB*LAB	72.95	38.45	32.27
LAB*LABa	72.95	38.45	32.27
LAB*TCHa	75.0	50.2	40.0

**relative CIELAB lab\***

lab*lab	0.765	0.383	0.321
lab*tch	0.75	0.5	0.111
lab*nch	0.0	0.5	0.111

**relative Natural Colour (NC)**

lab*lrj	0.765	0.471	0.167
lab*tce	0.75	0.5	0.054
lab*nce	0.0	0.5	r21j

**relative Inform. Technology (IT)**

olvi3*	0.5	0.5	0.5	(1.0)
cmyn3*	0.5	0.5	0.5	(0.0)
olvi4*	1.0	1.0	1.0	0.5
cmyn4*	0.0	0.0	0.0	0.5

**standard and adapted CIELAB**

LAB*LAB	47.72	0.0	0.0
LAB*LABa	47.72	0.0	0.0
LAB*TCHa	50.0	0.01	-

**relative CIELAB lab\***

lab*lab	0.5	0.0	0.0
lab*tch	0.5	0.0	-
lab*nch	0.5	0.0	-

**relative Natural Colour (NC)**

lab*lrj	0.5	0.0	0.0
lab*tce	0.5	0.0	-
lab*nce	0.5	0.0	-

**relative Inform. Technology (IT)**

olvi3*	0.5	0.0	0.0	(1.0)
cmyn3*	0.5	1.0	1.0	(0.0)
olvi4*	1.0	0.5	0.5	0.5
cmyn4*	0.0	0.5	0.5	0.5

**standard and adapted CIELAB**

LAB*LAB	25.26	38.45	32.27
LAB*LABa	25.26	38.45	32.27
LAB*TCHa	25.01	50.2	40.0

**relative CIELAB lab\***

lab*lab	0.265	0.383	0.321
lab*tch	0.25	0.5	0.111
lab*nch	0.5	0.5	0.111

**relative Natural Colour (NC)**

lab*lrj	0.265	0.471	0.167
lab*tce	0.25	0.5	0.054
lab*nce	0.5	0.5	r21j

**relative Inform. Technology (IT)**

olvi3*	1.0	0.0	0.0	(1.0)
cmyn3*	0.0	1.0	1.0	(0.0)
olvi4*	1.0	0.0	0.0	1.0
cmyn4*	0.0	1.0	1.0	0.0

**standard and adapted CIELAB**

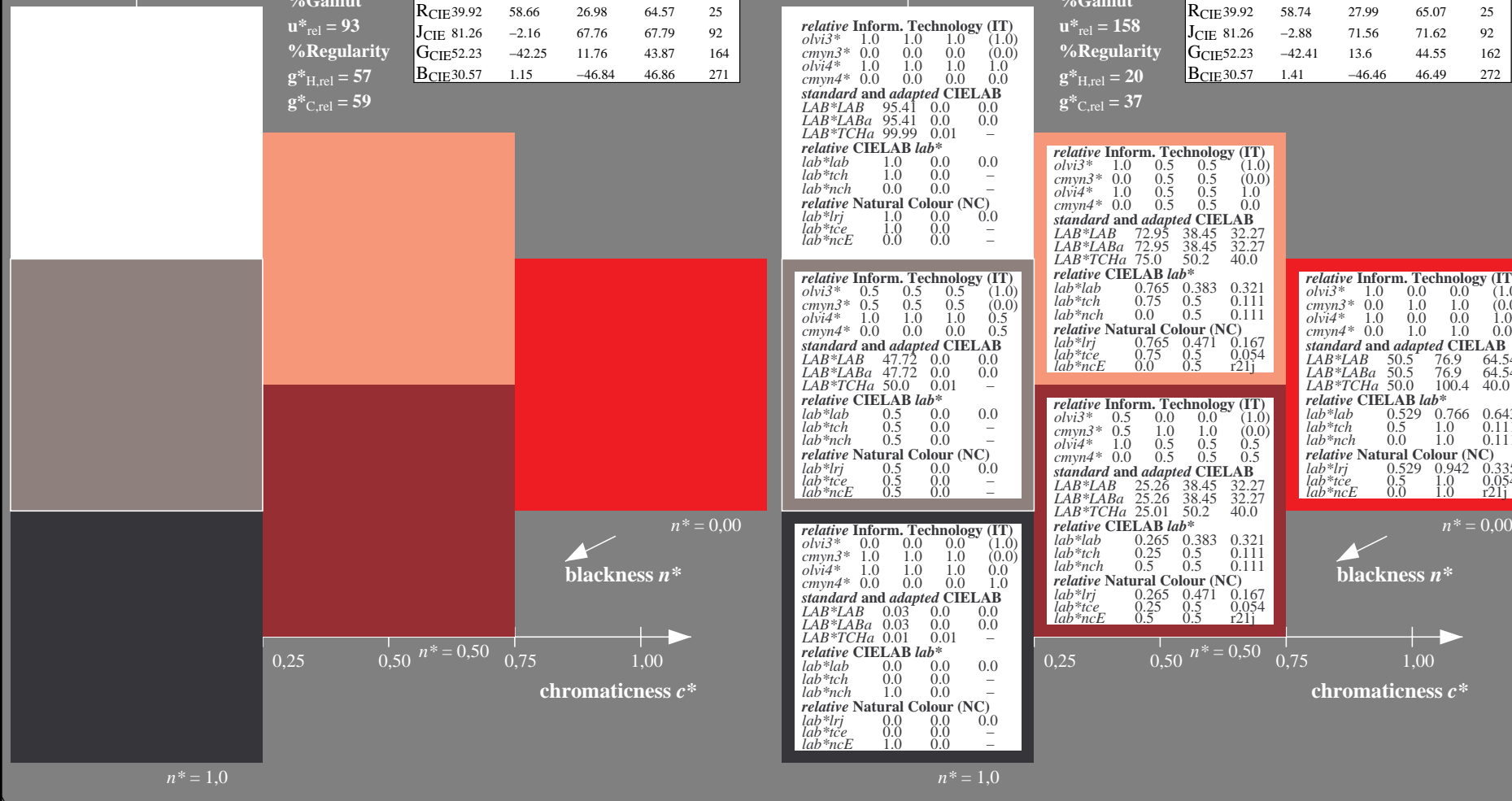
LAB*LAB	50.5	76.9	64.54
LAB*LABa	50.5	76.9	64.54
LAB*TCHa	50.0	100.4	40.0

**relative CIELAB lab\***

lab*lab	0.529	0.766	0.643
lab*tch	0.5	1.0	0.111
lab*nch	0.0	1.0	0.111

**relative Natural Colour (NC)**

lab*lrj	0.529	0.942	0.335
lab*tce	0.5	1.0	0.054
lab*nce	0.0	1.0	r21j



OE000-7, 3 step scales for constant CIELAB hue 38/360 = 0.105 (left)

3 step scales for constant CIELAB hue 40/360 = 0.111 (right)

BAM-test chart OE00; Colorimetric systems ORS18 & ORS18 input: *cmY0\** setcmYcolor  
 D65: 3 step colour scales and coordinate data for 10 hues output: *Startup (S) data dependend*

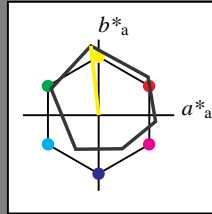
See for similar files: <http://www.ps.bam.de/OE00/>  
 Technical information: <http://www.ps.bam.de> Version 2.1, io=0.0?

BAM registration: 20060101-OE00/10L/L00E00SP.PS/.PDF BAM material: code=rh4ta  
 application for evaluation and measurement of printer or monitor systems  
 /OE00/ Form: 1/10, Serie: 1/1, Page: 1 Page count: 1

**Input: Colorimetric Offset Reflective System ORS18**

for hue  $h^* = lab^*h = 96/360 = 0.268$   
 $lab^*tch$  and  $lab^*nch$

D65: hue Y  
 LCH\*Ma: 90 92 96  
 olv\*Ma: 1.0 1.0 0.0  
 triangle lightness  $t^*$



**ORS18; adapted (a) CIELAB data**

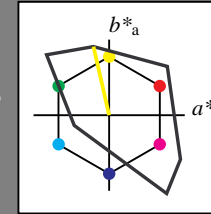
	$L^*=L^*_a$	$a^*_a$	$b^*_a$	$C^*_{ab,a}$	$h^*_{ab,a}$
OMa	47.94	65.39	50.52	82.63	38
YMa	90.37	-10.26	91.75	92.32	96
LMa	50.9	-62.83	34.96	71.91	151
CMa	58.62	-30.34	-45.01	54.3	236
VMa	25.72	31.1	-44.4	54.22	305
MMa	48.13	75.28	-8.36	75.74	354
NMa	18.01	0.0	0.0	0.0	0
WMa	95.41	0.0	0.0	0.0	0
RCIE	39.92	58.66	26.98	64.57	25
JCIE	81.26	-2.16	67.76	67.79	92
GCIE	52.23	-42.25	11.76	43.87	164
BCIE	30.57	1.15	-46.84	46.86	271

%Gamut  
 $u^*_{rel} = 93$   
 %Regularity  
 $g^*_{H,rel} = 57$   
 $g^*_{C,rel} = 59$

**Output: Colorimetric Television Luminous System TLS00**

for hue  $h^* = lab^*h = 103/360 = 0.286$   
 $lab^*tch$  and  $lab^*nch$

D65: hue Y  
 LCH\*Ma: 93 93 103  
 olv\*Ma: 1.0 1.0 0.0  
 triangle lightness  $t^*$



**TLS00; adapted (a) CIELAB data**

	$L^*=L^*_a$	$a^*_a$	$b^*_a$	$C^*_{ab,a}$	$h^*_{ab,a}$
OMa	50.5	76.92	64.55	100.42	40
YMa	92.66	-20.69	90.75	93.08	103
LMa	83.63	-82.75	79.9	115.04	136
CMa	86.88	-46.16	-13.55	48.12	196
VMa	30.39	76.06	-103.59	128.52	306
MMa	57.3	94.35	-58.41	110.97	328
NMa	0.01	0.0	0.0	0.0	0
WMa	95.41	0.0	0.0	0.0	0
RCIE	39.92	58.74	27.99	65.07	25
JCIE	81.26	-2.88	71.56	71.62	92
GCIE	52.23	-42.41	13.6	44.55	162
BCIE	30.57	1.41	-46.46	46.49	272

%Gamut  
 $u^*_{rel} = 158$   
 %Regularity  
 $g^*_{H,rel} = 20$   
 $g^*_{C,rel} = 37$

**relative Inform. Technology (IT)**

olvi3*	1.0	1.0	1.0	(1.0)
cmyn3*	0.0	0.0	0.0	(0.0)
olvi4*	1.0	1.0	1.0	1.0
cmyn4*	0.0	0.0	0.0	0.0

**standard and adapted CIELAB**

LAB*LAB	95.41	0.0	0.0
LAB*LABa	95.41	0.0	0.0
LAB*TCHa	99.99	0.01	-

**relative CIELAB lab\***

lab*lab	1.0	0.0	0.0
lab*tch	1.0	0.0	-
lab*nch	0.0	0.0	-

**relative Natural Colour (NC)**

lab*lrj	1.0	0.0	0.0
lab*tce	1.0	0.0	-
lab*nce	0.0	0.0	-

**relative Inform. Technology (IT)**

olvi3*	1.0	1.0	0.5	(1.0)
cmyn3*	0.0	0.0	0.5	(0.0)
olvi4*	1.0	1.0	0.5	1.0
cmyn4*	0.0	0.0	0.5	0.0

**standard and adapted CIELAB**

LAB*LAB	94.03	-10.34	45.37
LAB*LABa	94.03	-10.34	45.37
LAB*TCHa	75.0	46.53	102.85

**relative CIELAB lab\***

lab*lab	0.985	-0.11	0.487
lab*tch	0.75	0.5	0.286
lab*nch	0.0	0.5	0.286

**relative Natural Colour (NC)**

lab*lrj	0.985	-0.116	0.486
lab*tce	0.75	0.5	0.288
lab*nce	0.0	0.5	j15g

**relative Inform. Technology (IT)**

olvi3*	1.0	1.0	0.0	(1.0)
cmyn3*	0.0	0.0	0.0	(0.0)
olvi4*	1.0	1.0	0.0	1.0
cmyn4*	0.0	0.0	0.0	0.0

**standard and adapted CIELAB**

LAB*LAB	92.65	-20.69	90.73
LAB*LABa	92.65	-20.69	90.73
LAB*TCHa	50.0	93.06	102.85

**relative CIELAB lab\***

lab*lab	0.971	-0.221	0.975
lab*tch	0.5	1.0	0.286
lab*nch	0.0	1.0	0.286

**relative Natural Colour (NC)**

lab*lrj	0.971	-0.233	0.972
lab*tce	0.5	1.0	0.288
lab*nce	0.0	1.0	j15g

**relative Inform. Technology (IT)**

olvi3*	0.5	0.5	0.5	(1.0)
cmyn3*	0.5	0.5	0.5	(0.0)
olvi4*	1.0	1.0	1.0	0.5
cmyn4*	0.0	0.0	0.0	0.5

**standard and adapted CIELAB**

LAB*LAB	47.72	0.0	0.0
LAB*LABa	47.72	0.0	0.0
LAB*TCHa	50.0	0.01	-

**relative CIELAB lab\***

lab*lab	0.5	0.0	0.0
lab*tch	0.5	0.0	-
lab*nch	0.5	0.0	-

**relative Natural Colour (NC)**

lab*lrj	0.5	0.0	0.0
lab*tce	0.5	0.0	-
lab*nce	0.5	0.0	-

**relative Inform. Technology (IT)**

olvi3*	0.0	0.0	0.0	(1.0)
cmyn3*	1.0	1.0	1.0	(0.0)
olvi4*	1.0	1.0	1.0	0.0
cmyn4*	0.0	0.0	0.0	1.0

**standard and adapted CIELAB**

LAB*LAB	0.03	0.0	0.0
LAB*LABa	0.03	0.0	0.0
LAB*TCHa	0.01	0.01	-

**relative CIELAB lab\***

lab*lab	0.0	0.0	0.0
lab*tch	0.0	0.0	-
lab*nch	1.0	0.0	-

**relative Natural Colour (NC)**

lab*lrj	0.0	0.0	0.0
lab*tce	0.0	0.0	-
lab*nce	1.0	0.0	-

**relative Inform. Technology (IT)**

olvi3*	0.5	0.5	0.0	(1.0)
cmyn3*	0.5	0.5	1.0	(0.0)
olvi4*	1.0	1.0	0.5	0.5
cmyn4*	0.0	0.0	0.5	0.5

**standard and adapted CIELAB**

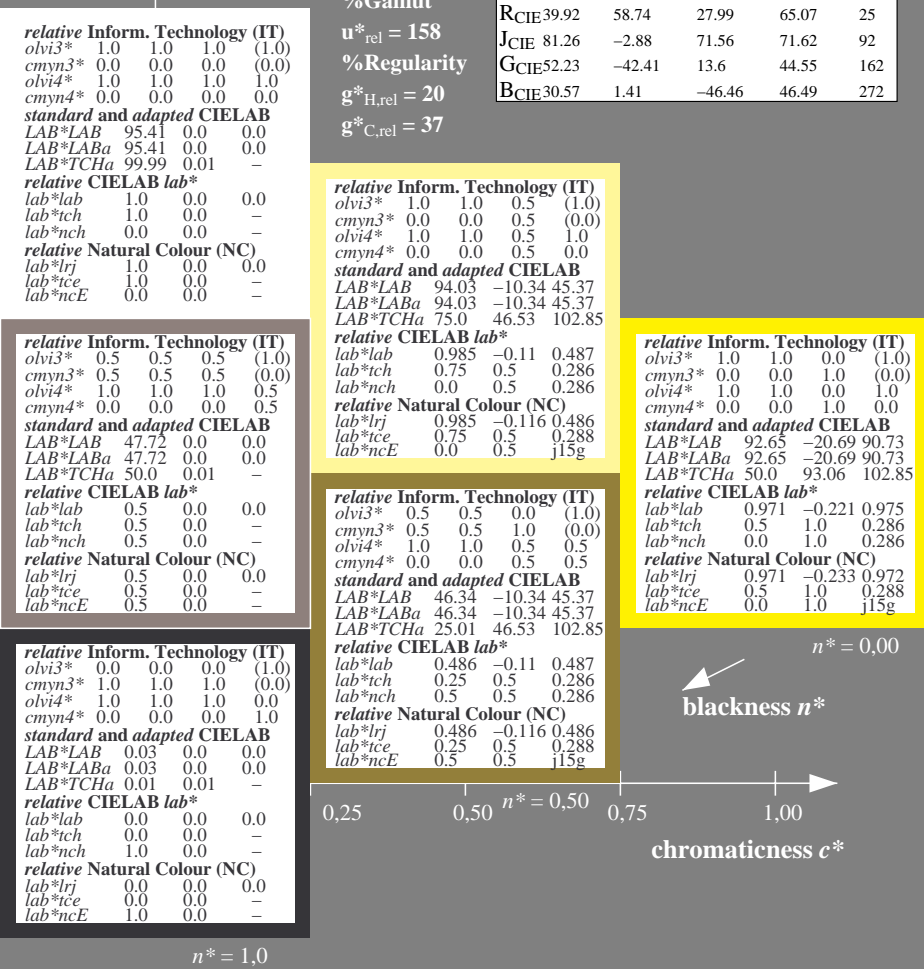

LAB*LAB	46.34	-10.34	45.37
LAB*LABa	46.34	-10.34	45.37
LAB*TCHa	25.01	46.53	102.85

**relative CIELAB lab\***

lab*lab	0.486	-0.11	0.487
lab*tch	0.25	0.5	0.286
lab*nch	0.5	0.5	0.286

**relative Natural Colour (NC)**

lab*lrj	0.486	-0.116	0.486
lab*tce	0.25	0.5	0.288
lab*nce	0.5	0.5	j15g



OE000-7, 3 step scales for constant CIELAB hue 96/360 = 0.268 (left)

3 step scales for constant CIELAB hue 103/360 = 0.286 (right)

BAM-test chart OE00; Colorimetric systems ORS18 & ORS18  
 D65: 3 step colour scales and coordinate data for 10 hues

input:  $cmY0^*$  setcmYcolor  
 output: Startup (S) data dependend

See for similar files: <http://www.ps.bam.de/OE00/>  
 Technical information: <http://www.ps.bam.de>  
 Version 2.1, io=0.0?

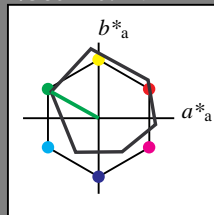
BAM registration: 20060101-OE00/10L/L00E01SP.PS/.PDF BAM material: code=rh4ta  
 application for evaluation and measurement of printer or monitor systems  
 /OE00/ Form 2/10, Serie: 1/1, Page: 2 Page count: 2

**Input: Colorimetric Offset Reflective System ORS18**

for hue  $h^* = lab^*h = 151/360 = 0.419$   
 $lab^*tch$  and  $lab^*nch$

D65: hue L  
 LCH\*Ma: 51 72 151  
 olv\*Ma: 0.0 1.0 0.0

triangle lightness  $t^*$



**ORS18; adapted (a) CIELAB data**

	$L^*=L^*_a$	$a^*_a$	$b^*_a$	$C^*_{ab,a}$	$h^*_{ab,a}$
OMa	47.94	65.39	50.52	82.63	38
YMa	90.37	-10.26	91.75	92.32	96
LMa	50.9	-62.83	34.96	71.91	151
CMa	58.62	-30.34	-45.01	54.3	236
VMa	25.72	31.1	-44.4	54.22	305
MMa	48.13	75.28	-8.36	75.74	354
NMa	18.01	0.0	0.0	0.0	0
WMa	95.41	0.0	0.0	0.0	0
RCIE	39.92	58.66	26.98	64.57	25
JCIE	81.26	-2.16	67.76	67.79	92
GCIE	52.23	-42.25	11.76	43.87	164
BCIE	30.57	1.15	-46.84	46.86	271

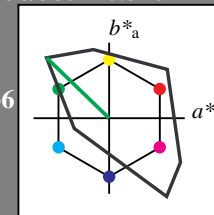
%Gamut  
 $u^*_{rel} = 93$   
 %Regularity  
 $g^*_{H,rel} = 57$   
 $g^*_{C,rel} = 59$

**Output: Colorimetric Television Luminous System TLS00**

for hue  $h^* = lab^*h = 136/360 = 0.378$   
 $lab^*tch$  and  $lab^*nch$

D65: hue L  
 LCH\*Ma: 84 115 136  
 olv\*Ma: 0.0 1.0 0.0

triangle lightness  $t^*$



**TLS00; adapted (a) CIELAB data**

	$L^*=L^*_a$	$a^*_a$	$b^*_a$	$C^*_{ab,a}$	$h^*_{ab,a}$
OMa	50.5	76.92	64.55	100.42	40
YMa	92.66	-20.69	90.75	93.08	103
LMa	83.63	-82.75	79.9	115.04	136
CMa	86.88	-46.16	-13.55	48.12	196
VMa	30.39	76.06	-103.59	128.52	306
MMa	57.3	94.35	-58.41	110.97	328
NMa	0.01	0.0	0.0	0.0	0
WMa	95.41	0.0	0.0	0.0	0
RCIE	39.92	58.74	27.99	65.07	25
JCIE	81.26	-2.88	71.56	71.62	92
GCIE	52.23	-42.41	13.6	44.55	162
BCIE	30.57	1.41	-46.46	46.49	272

%Gamut  
 $u^*_{rel} = 158$   
 %Regularity  
 $g^*_{H,rel} = 20$   
 $g^*_{C,rel} = 37$

**relative Inform. Technology (IT)**

olvi3*	1.0	1.0	1.0	(1.0)
cmyn3*	0.0	0.0	0.0	(0.0)
olvi4*	1.0	1.0	1.0	1.0
cmyn4*	0.0	0.0	0.0	0.0

**standard and adapted CIELAB**

LAB*LAB	95.41	0.0	0.0
LAB*LABa	95.41	0.0	0.0
LAB*TCHa	99.99	0.01	-

**relative CIELAB lab\***

lab*lab	1.0	0.0	0.0
lab*tch	1.0	0.0	-
lab*nch	0.0	0.0	-

**relative Natural Colour (NC)**

lab*lrj	1.0	0.0	0.0
lab*tce	1.0	0.0	-
lab*nce	0.0	0.0	-

**relative Inform. Technology (IT)**

olvi3*	0.5	1.0	0.5	(1.0)
cmyn3*	0.5	0.0	0.5	(0.0)
olvi4*	0.5	1.0	0.5	1.0
cmyn4*	0.5	0.0	0.5	0.0

**standard and adapted CIELAB**

LAB*LAB	89.51	-41.36	39.94
LAB*LABa	89.51	-41.36	39.94
LAB*TCHa	75.0	57.51	136.01

**relative CIELAB lab\***

lab*lab	0.938	-0.359	0.347
lab*tch	0.75	0.5	0.378
lab*nch	0.0	0.5	0.378

**relative Natural Colour (NC)**

lab*lrj	0.938	-0.415	0.278
lab*tce	0.75	0.5	0.406
lab*nce	0.0	0.5	0.62g

**relative Inform. Technology (IT)**

olvi3*	0.5	0.5	0.5	(1.0)
cmyn3*	0.5	0.5	0.5	(0.0)
olvi4*	1.0	1.0	1.0	0.5
cmyn4*	0.0	0.0	0.0	0.5

**standard and adapted CIELAB**

LAB*LAB	47.72	0.0	0.0
LAB*LABa	47.72	0.0	0.0
LAB*TCHa	50.0	0.01	-

**relative CIELAB lab\***

lab*lab	0.5	0.0	0.0
lab*tch	0.5	0.0	-
lab*nch	0.5	0.0	-

**relative Natural Colour (NC)**

lab*lrj	0.5	0.0	0.0
lab*tce	0.5	0.0	-
lab*nce	0.5	0.0	-

**relative Inform. Technology (IT)**

olvi3*	0.0	0.5	0.0	(1.0)
cmyn3*	1.0	0.5	1.0	(0.0)
olvi4*	0.5	1.0	0.5	0.5
cmyn4*	0.5	0.0	0.5	0.5

**standard and adapted CIELAB**

LAB*LAB	41.82	-41.36	39.94
LAB*LABa	41.82	-41.36	39.94
LAB*TCHa	25.01	57.51	136.01

**relative CIELAB lab\***

lab*lab	0.438	-0.359	0.347
lab*tch	0.25	0.5	0.378
lab*nch	0.5	0.5	0.378

**relative Natural Colour (NC)**

lab*lrj	0.438	-0.415	0.278
lab*tce	0.25	0.5	0.406
lab*nce	0.5	0.5	0.62g

**relative Inform. Technology (IT)**

olvi3*	0.0	1.0	0.0	(1.0)
cmyn3*	1.0	0.0	1.0	(0.0)
olvi4*	0.0	1.0	0.0	1.0
cmyn4*	1.0	0.0	1.0	0.0

**standard and adapted CIELAB**

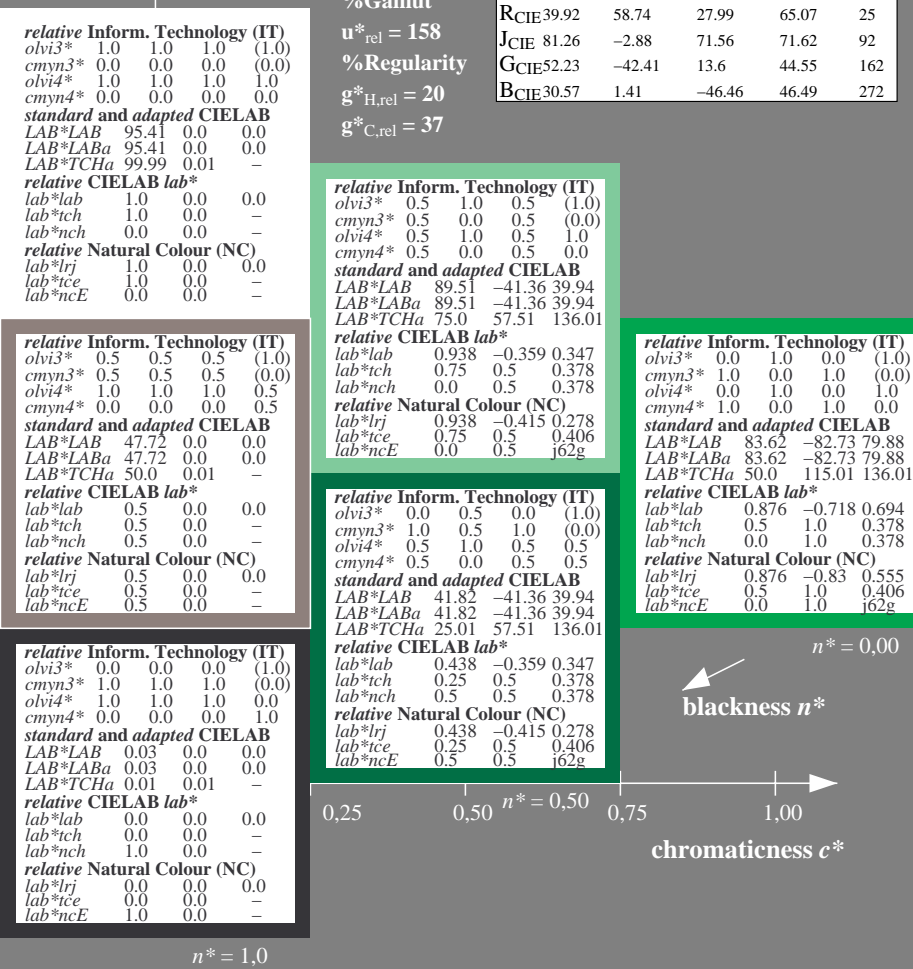
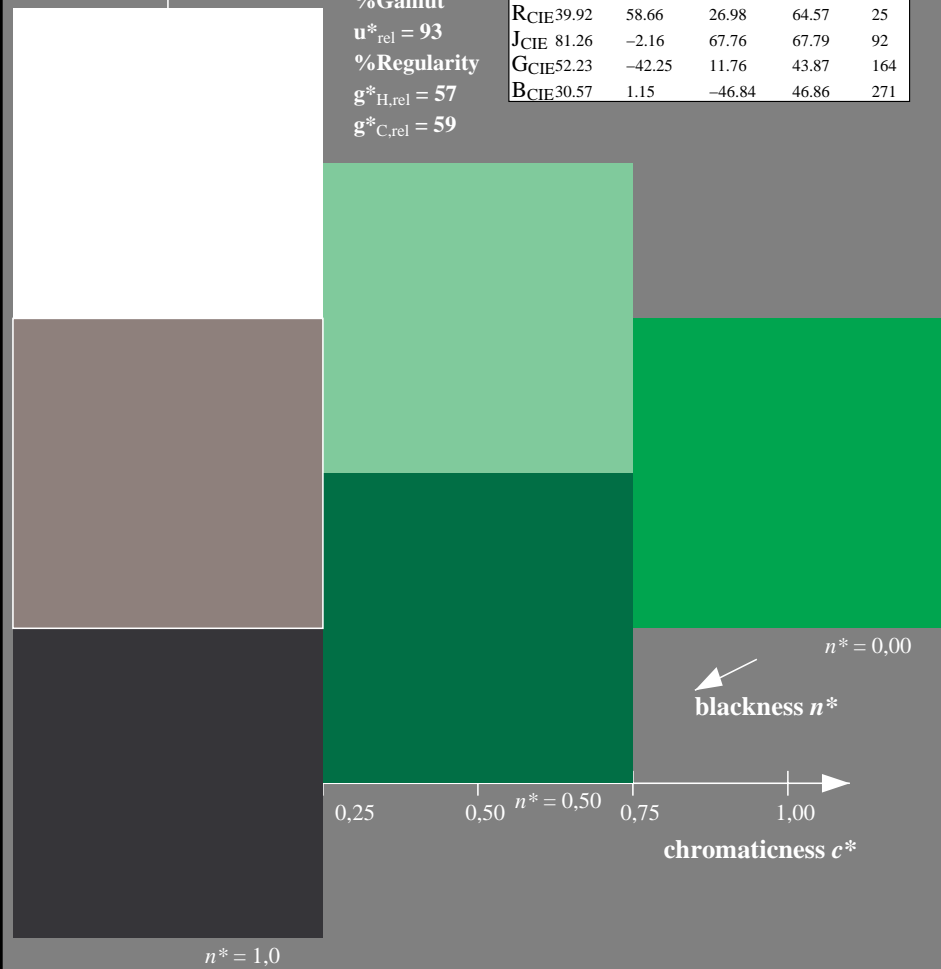
LAB*LAB	83.62	-82.73	79.88
LAB*LABa	83.62	-82.73	79.88
LAB*TCHa	50.0	115.01	136.01

**relative CIELAB lab\***

lab*lab	0.876	-0.718	0.694
lab*tch	0.5	1.0	0.378
lab*nch	0.0	1.0	0.378

**relative Natural Colour (NC)**

lab*lrj	0.876	-0.83	0.555
lab*tce	0.5	1.0	0.406
lab*nce	0.0	1.0	0.62g



OE00-7, 3 step scales for constant CIELAB hue 151/360 = 0.419 (left)

3 step scales for constant CIELAB hue 136/360 = 0.378 (right)

BAM-test chart OE00; Colorimetric systems ORS18 & ORS18  
 D65: 3 step colour scales and coordinate data for 10 hues

input:  $cmY0^*$  setcmYcolor  
 output: Startup (S) data dependend

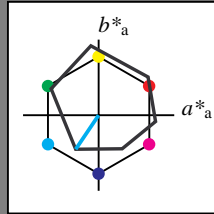
See for similar files: <http://www.ps.bam.de/OE00/>  
 Technical information: <http://www.ps.bam.de>  
 Version 2.1, io=0.0?

BAM registration: 20060101-OE00/10L/L00E02SP.PS/.PDF BAM material: code=rh4ta  
 application for evaluation and measurement of printer or monitor systems  
 /OE00/ Form: 3/10, Serie: 1/1, Page: 3 Page count: 3

Input: Colorimetric Offset Reflective System ORS18

for hue  $h^* = lab^*h = 236/360 = 0.656$   
 $lab^*tch$  and  $lab^*nch$

D65: hue C  
LCH\*Ma: 59 54 236  
olv\*Ma: 0.0 1.0 1.0  
triangle lightness  $t^*$



ORS18; adapted (a) CIELAB data

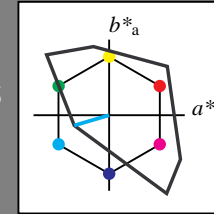
	$L^*=L^*_a$	$a^*_a$	$b^*_a$	$C^*_{ab,a}$	$h^*_{ab,a}$
O <sub>Ma</sub>	47.94	65.39	50.52	82.63	38
Y <sub>Ma</sub>	90.37	-10.26	91.75	92.32	96
L <sub>Ma</sub>	50.9	-62.83	34.96	71.91	151
C <sub>Ma</sub>	58.62	-30.34	-45.01	54.3	236
V <sub>Ma</sub>	25.72	31.1	-44.4	54.22	305
M <sub>Ma</sub>	48.13	75.28	-8.36	75.74	354
N <sub>Ma</sub>	18.01	0.0	0.0	0.0	0
W <sub>Ma</sub>	95.41	0.0	0.0	0.0	0
R <sub>CIE</sub>	39.92	58.66	26.98	64.57	25
J <sub>CIE</sub>	81.26	-2.16	67.76	67.79	92
G <sub>CIE</sub>	52.23	-42.25	11.76	43.87	164
B <sub>CIE</sub>	30.57	1.15	-46.84	46.86	271

%Gamut  
 $u^*_{rel} = 93$   
%Regularity  
 $g^*_{H,rel} = 57$   
 $g^*_{C,rel} = 59$

Output: Colorimetric Television Luminous System TLS00

for hue  $h^* = lab^*h = 196/360 = 0.545$   
 $lab^*tch$  and  $lab^*nch$

D65: hue C  
LCH\*Ma: 87 48 196  
olv\*Ma: 0.0 1.0 1.0  
triangle lightness  $t^*$



TLS00; adapted (a) CIELAB data

	$L^*=L^*_a$	$a^*_a$	$b^*_a$	$C^*_{ab,a}$	$h^*_{ab,a}$
O <sub>Ma</sub>	50.5	76.92	64.55	100.42	40
Y <sub>Ma</sub>	92.66	-20.69	90.75	93.08	103
L <sub>Ma</sub>	83.63	-82.75	79.9	115.04	136
C <sub>Ma</sub>	86.88	-46.16	-13.55	48.12	196
V <sub>Ma</sub>	30.39	76.06	-103.59	128.52	306
M <sub>Ma</sub>	57.3	94.35	-58.41	110.97	328
N <sub>Ma</sub>	0.01	0.0	0.0	0.0	0
W <sub>Ma</sub>	95.41	0.0	0.0	0.0	0
R <sub>CIE</sub>	39.92	58.74	27.99	65.07	25
J <sub>CIE</sub>	81.26	-2.88	71.56	71.62	92
G <sub>CIE</sub>	52.23	-42.41	13.6	44.55	162
B <sub>CIE</sub>	30.57	1.41	-46.46	46.49	272

%Gamut  
 $u^*_{rel} = 158$   
%Regularity  
 $g^*_{H,rel} = 20$   
 $g^*_{C,rel} = 37$

relative Inform. Technology (IT)

olvi3*	1.0	1.0	1.0	(1.0)
cmyn3*	0.0	0.0	0.0	(0.0)
olvi4*	1.0	1.0	1.0	1.0
cmyn4*	0.0	0.0	0.0	0.0

standard and adapted CIELAB

LAB*LAB	95.41	0.0	0.0
LAB*LABa	95.41	0.0	0.0
LAB*TCHa	99.99	0.01	-

relative CIELAB lab\*

lab*lab	1.0	0.0	0.0
lab*tch	1.0	0.0	-
lab*nch	0.0	0.0	-

relative Natural Colour (NC)

lab*lrj	1.0	0.0	0.0
lab*tce	1.0	0.0	-
lab*nce	0.0	0.0	-

relative Inform. Technology (IT)

olvi3*	0.5	1.0	1.0	(1.0)
cmyn3*	0.5	0.0	0.0	(0.0)
olvi4*	0.5	1.0	1.0	1.0
cmyn4*	0.5	0.0	0.0	0.0

standard and adapted CIELAB

LAB*LAB	91.14	-23.07	-6.77
LAB*LABa	91.14	-23.07	-6.77
LAB*TCHa	75.0	24.06	196.37

relative CIELAB lab\*

lab*lab	0.955	-0.479	-0.14
lab*tch	0.75	0.5	0.545
lab*nch	0.0	0.5	0.545

relative Natural Colour (NC)

lab*lrj	0.955	-0.44	-0.234
lab*tce	0.75	0.5	0.578
lab*nce	0.0	0.5	g31b

relative Inform. Technology (IT)

olvi3*	0.0	1.0	1.0	(1.0)
cmyn3*	1.0	0.0	0.0	(0.0)
olvi4*	0.0	1.0	1.0	1.0
cmyn4*	1.0	0.0	0.0	0.0

standard and adapted CIELAB

LAB*LAB	86.87	-46.15	-13.55
LAB*LABa	86.87	-46.15	-13.55
LAB*TCHa	50.0	48.11	196.37

relative CIELAB lab\*

lab*lab	0.911	-0.958	-0.281
lab*tch	0.5	1.0	0.545
lab*nch	0.0	1.0	0.545

relative Natural Colour (NC)

lab*lrj	0.911	-0.881	-0.469
lab*tce	0.5	1.0	0.578
lab*nce	0.0	1.0	g31b

relative Inform. Technology (IT)

olvi3*	0.5	0.5	0.5	(1.0)
cmyn3*	0.5	0.5	0.5	(0.0)
olvi4*	1.0	1.0	1.0	0.5
cmyn4*	0.0	0.0	0.0	0.5

standard and adapted CIELAB

LAB*LAB	47.72	0.0	0.0
LAB*LABa	47.72	0.0	0.0
LAB*TCHa	50.0	0.01	-

relative CIELAB lab\*

lab*lab	0.5	0.0	0.0
lab*tch	0.5	0.0	-
lab*nch	0.5	0.0	-

relative Natural Colour (NC)

lab*lrj	0.5	0.0	0.0
lab*tce	0.5	0.0	-
lab*nce	0.5	0.0	-

relative Inform. Technology (IT)

olvi3*	0.0	0.0	0.0	(1.0)
cmyn3*	1.0	1.0	1.0	(0.0)
olvi4*	1.0	1.0	1.0	0.0
cmyn4*	0.0	0.0	0.0	1.0

standard and adapted CIELAB

LAB*LAB	0.03	0.0	0.0
LAB*LABa	0.03	0.0	0.0
LAB*TCHa	0.01	0.01	-

relative CIELAB lab\*

lab*lab	0.0	0.0	0.0
lab*tch	0.0	0.0	-
lab*nch	1.0	0.0	-

relative Natural Colour (NC)

lab*lrj	0.0	0.0	0.0
lab*tce	0.0	0.0	-
lab*nce	1.0	0.0	-

relative Inform. Technology (IT)

olvi3*	0.0	0.5	0.5	(1.0)
cmyn3*	1.0	0.5	0.5	(0.0)
olvi4*	0.5	1.0	1.0	0.5
cmyn4*	0.5	0.0	0.0	0.5

standard and adapted CIELAB

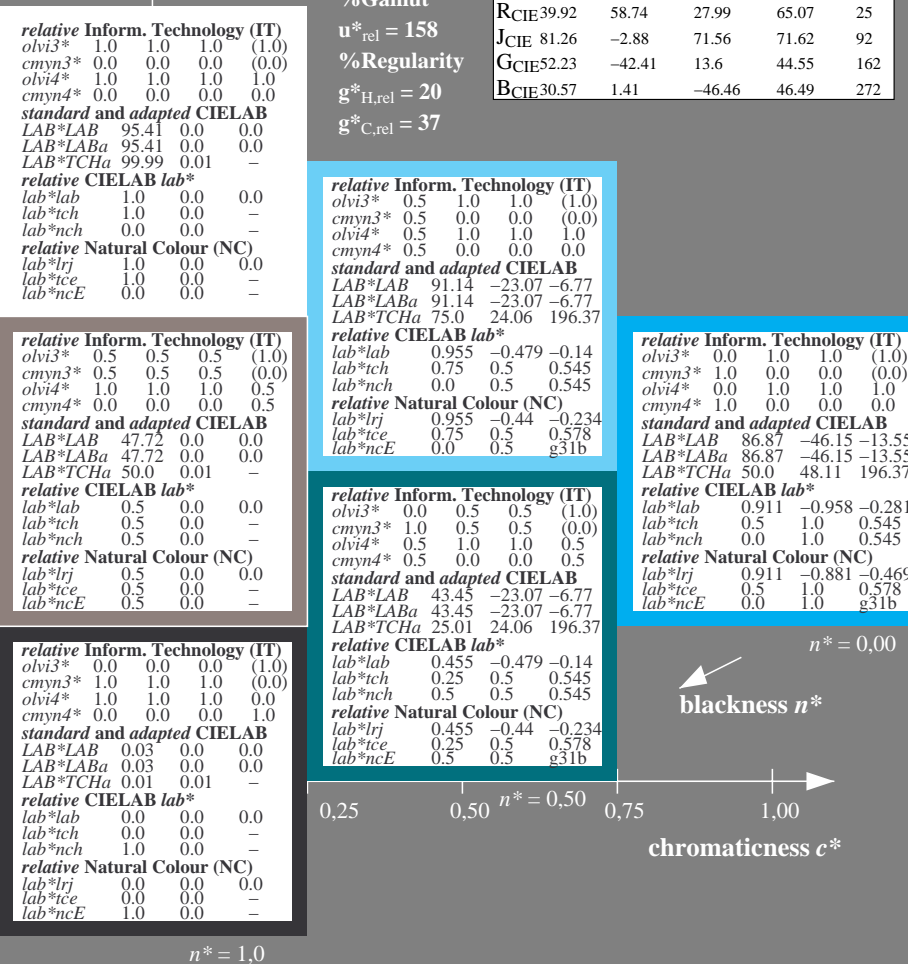
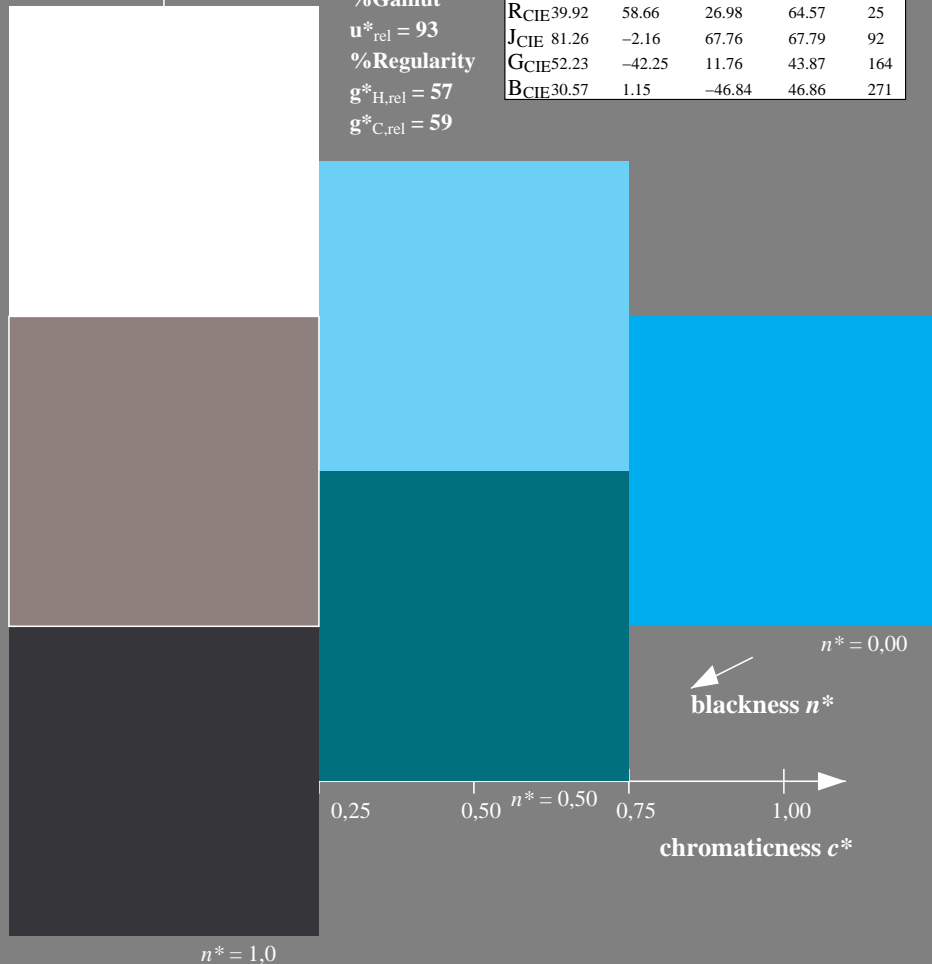
LAB*LAB	43.45	-23.07	-6.77
LAB*LABa	43.45	-23.07	-6.77
LAB*TCHa	25.01	24.06	196.37

relative CIELAB lab\*

lab*lab	0.455	-0.479	-0.14
lab*tch	0.25	0.5	0.545
lab*nch	0.5	0.5	0.545

relative Natural Colour (NC)

lab*lrj	0.455	-0.44	-0.234
lab*tce	0.25	0.5	0.578
lab*nce	0.5	0.5	g31b



OE00-7, 3 step scales for constant CIELAB hue 236/360 = 0.656 (left)

3 step scales for constant CIELAB hue 196/360 = 0.545 (right)

BAM-test chart OE00; Colorimetric systems ORS18 & ORS18  
D65: 3 step colour scales and coordinate data for 10 hues

input:  $cmY0^*$  setcmYcolor  
output: Startup (S) data dependend

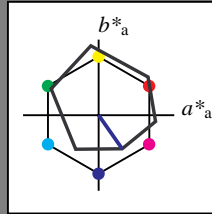
See for similar files: <http://www.ps.bam.de/OE00/>  
Technical information: <http://www.ps.bam.de>  
Version 2.1, io=0.0?

BAM registration: 20060101-OE00/10L/L00E03SP.PS/.PDF  
application for evaluation and measurement of printer or monitor systems  
BAM material: code=rh4ta  
/OE00/ Form 4/10, Serie: 1/1, Page: 4  
Page count: 4

**Input: Colorimetric Offset Reflective System ORS18**

for hue  $h^* = lab^*h = 305/360 = 0.847$   
 $lab^*tch$  and  $lab^*nch$

D65: hue V  
 LCH\*Ma: 26 54 305  
 olv\*Ma: 0.0 0.0 1.0  
 triangle lightness  $t^*$



**ORS18; adapted (a) CIELAB data**

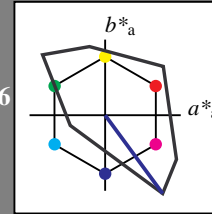
	$L^*=L^*_a$	$a^*_a$	$b^*_a$	$C^*_{ab,a}$	$h^*_{ab,a}$
OMa	47.94	65.39	50.52	82.63	38
YMa	90.37	-10.26	91.75	92.32	96
LMa	50.9	-62.83	34.96	71.91	151
CMa	58.62	-30.34	-45.01	54.3	236
VMa	25.72	31.1	-44.4	54.22	305
MMa	48.13	75.28	-8.36	75.74	354
NMa	18.01	0.0	0.0	0.0	0
WMa	95.41	0.0	0.0	0.0	0
RCIE	39.92	58.66	26.98	64.57	25
JCIE	81.26	-2.16	67.76	67.79	92
GCIE	52.23	-42.25	11.76	43.87	164
BCIE	30.57	1.15	-46.84	46.86	271

%Gamut  
 $u^*_{rel} = 93$   
 %Regularity  
 $g^*_{H,rel} = 57$   
 $g^*_{C,rel} = 59$

**Output: Colorimetric Television Luminous System TLS00**

for hue  $h^* = lab^*h = 306/360 = 0.851$   
 $lab^*tch$  and  $lab^*nch$

D65: hue V  
 LCH\*Ma: 30 129 306  
 olv\*Ma: 0.0 0.0 1.0  
 triangle lightness  $t^*$



**TLS00; adapted (a) CIELAB data**

	$L^*=L^*_a$	$a^*_a$	$b^*_a$	$C^*_{ab,a}$	$h^*_{ab,a}$
OMa	50.5	76.92	64.55	100.42	40
YMa	92.66	-20.69	90.75	93.08	103
LMa	83.63	-82.75	79.9	115.04	136
CMa	86.88	-46.16	-13.55	48.12	196
VMa	30.39	76.06	-103.59	128.52	306
MMa	57.3	94.35	-58.41	110.97	328
NMa	0.01	0.0	0.0	0.0	0
WMa	95.41	0.0	0.0	0.0	0
RCIE	39.92	58.74	27.99	65.07	25
JCIE	81.26	-2.88	71.56	71.62	92
GCIE	52.23	-42.41	13.6	44.55	162
BCIE	30.57	1.41	-46.46	46.49	272

%Gamut  
 $u^*_{rel} = 158$   
 %Regularity  
 $g^*_{H,rel} = 20$   
 $g^*_{C,rel} = 37$

**relative Inform. Technology (IT)**

olvi3*	1.0	1.0	1.0	(1.0)
cmyn3*	0.0	0.0	0.0	(0.0)
olvi4*	1.0	1.0	1.0	1.0
cmyn4*	0.0	0.0	0.0	0.0

**standard and adapted CIELAB**

LAB*LAB	95.41	0.0	0.0
LAB*LABa	95.41	0.0	0.0
LAB*TCHa	99.99	0.01	-

**relative CIELAB lab\***

lab*lab	1.0	0.0	0.0
lab*tch	1.0	0.0	-
lab*nch	0.0	0.0	-

**relative Natural Colour (NC)**

lab*lrj	1.0	0.0	0.0
lab*tce	1.0	0.0	-
lab*nce	0.0	0.0	-

**relative Inform. Technology (IT)**

olvi3*	0.5	0.5	1.0	(1.0)
cmyn3*	0.5	0.5	0.0	(0.0)
olvi4*	0.5	0.5	1.0	1.0
cmyn4*	0.5	0.5	0.0	0.0

**standard and adapted CIELAB**

LAB*LAB	62.9	38.02	-51.78
LAB*LABa	62.9	38.02	-51.78
LAB*TCHa	75.0	64.25	306.29

**relative CIELAB lab\***

lab*lab	0.659	0.296	-0.402
lab*tch	0.75	0.5	0.851
lab*nch	0.0	0.5	0.851

**relative Natural Colour (NC)**

lab*lrj	0.659	0.23	-0.443
lab*tce	0.75	0.5	0.826
lab*nce	0.0	0.5	b30r

**relative Inform. Technology (IT)**

olvi3*	0.0	0.0	1.0	(1.0)
cmyn3*	1.0	1.0	0.0	(0.0)
olvi4*	0.0	0.0	1.0	1.0
cmyn4*	1.0	1.0	0.0	0.0

**standard and adapted CIELAB**

LAB*LAB	30.39	76.04	-103.5
LAB*LABa	30.39	76.04	-103.5
LAB*TCHa	50.0	128.5	306.29

**relative CIELAB lab\***

lab*lab	0.318	0.592	-0.805
lab*tch	0.5	1.0	0.851
lab*nch	0.0	1.0	0.851

**relative Natural Colour (NC)**

lab*lrj	0.318	0.459	-0.887
lab*tce	0.5	1.0	0.826
lab*nce	0.0	1.0	b30r

**relative Inform. Technology (IT)**

olvi3*	0.5	0.5	0.5	(1.0)
cmyn3*	0.5	0.5	0.5	(0.0)
olvi4*	1.0	1.0	1.0	0.5
cmyn4*	0.0	0.0	0.0	0.5

**standard and adapted CIELAB**

LAB*LAB	47.72	0.0	0.0
LAB*LABa	47.72	0.0	0.0
LAB*TCHa	50.0	0.01	-

**relative CIELAB lab\***

lab*lab	0.5	0.0	0.0
lab*tch	0.5	0.0	-
lab*nch	0.5	0.0	-

**relative Natural Colour (NC)**

lab*lrj	0.5	0.0	0.0
lab*tce	0.5	0.0	-
lab*nce	0.5	0.0	-

**relative Inform. Technology (IT)**

olvi3*	0.0	0.0	0.5	(1.0)
cmyn3*	1.0	1.0	0.5	(0.0)
olvi4*	0.5	0.5	1.0	0.5
cmyn4*	0.5	0.5	0.0	0.5

**standard and adapted CIELAB**

LAB*LAB	15.21	38.02	-51.78
LAB*LABa	15.21	38.02	-51.78
LAB*TCHa	25.01	64.25	306.29

**relative CIELAB lab\***

lab*lab	0.159	0.296	-0.402
lab*tch	0.25	0.5	0.851
lab*nch	0.5	0.5	0.851

**relative Natural Colour (NC)**

lab*lrj	0.159	0.23	-0.443
lab*tce	0.25	0.5	0.826
lab*nce	0.5	0.5	b30r

**relative Inform. Technology (IT)**

olvi3*	0.0	0.0	0.0	(1.0)
cmyn3*	1.0	1.0	1.0	(0.0)
olvi4*	1.0	1.0	1.0	0.0
cmyn4*	0.0	0.0	0.0	1.0

**standard and adapted CIELAB**

LAB*LAB	0.03	0.0	0.0
LAB*LABa	0.03	0.0	0.0
LAB*TCHa	0.01	0.01	-

**relative CIELAB lab\***

lab*lab	0.0	0.0	0.0
lab*tch	0.0	0.0	-
lab*nch	1.0	0.0	-

**relative Natural Colour (NC)**

lab*lrj	0.0	0.0	0.0
lab*tce	0.0	0.0	-
lab*nce	1.0	0.0	-

**relative Inform. Technology (IT)**

olvi3*	0.0	0.0	0.5	(1.0)
cmyn3*	1.0	1.0	0.5	(0.0)
olvi4*	0.5	0.5	1.0	0.5
cmyn4*	0.5	0.5	0.0	0.5

**standard and adapted CIELAB**

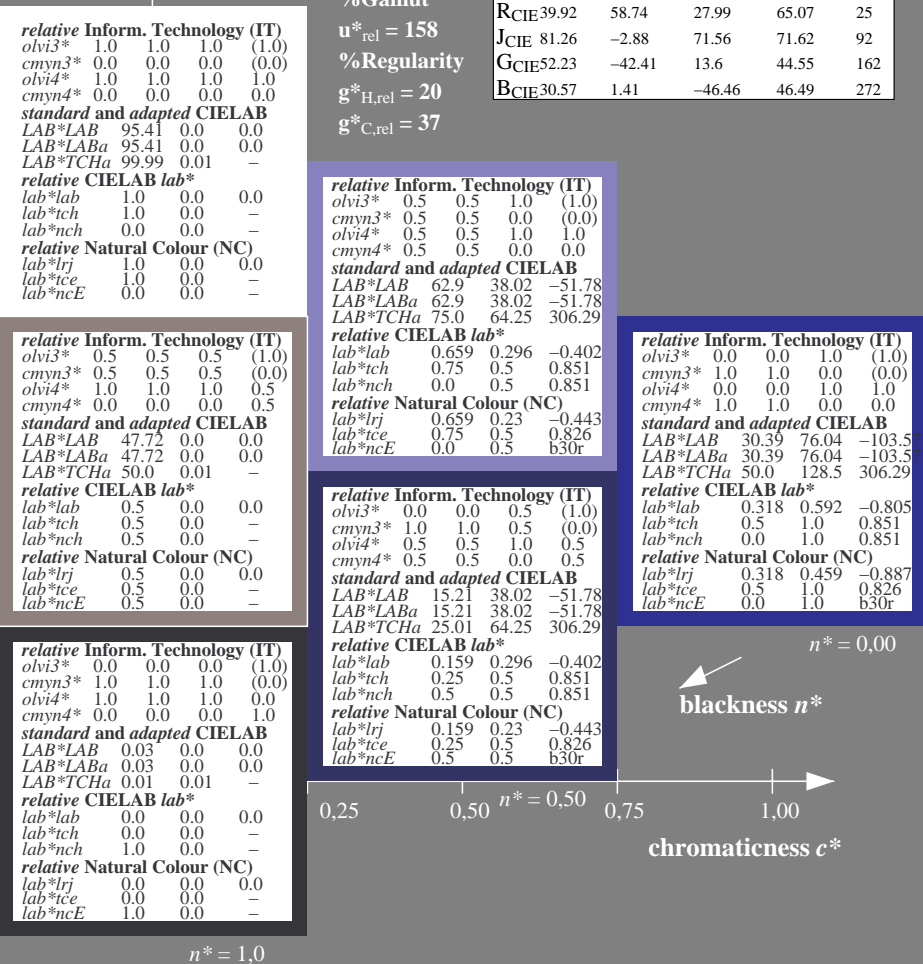
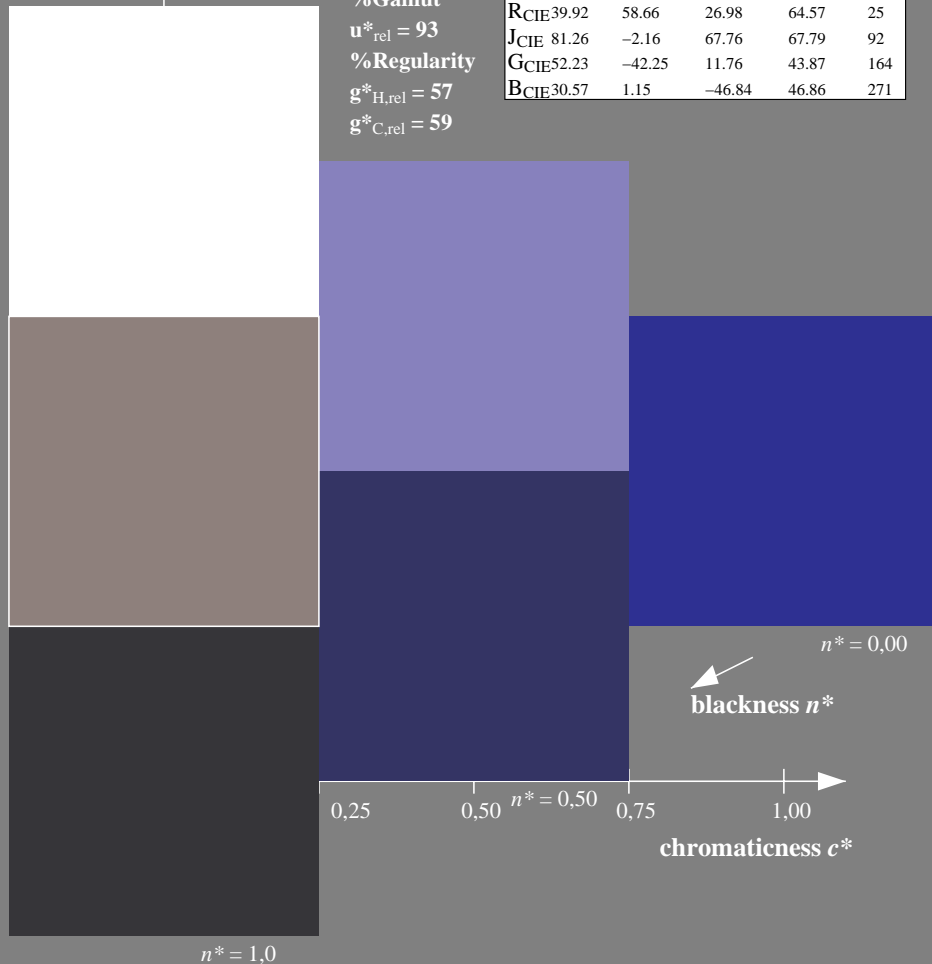
LAB*LAB	15.21	38.02	-51.78
LAB*LABa	15.21	38.02	-51.78
LAB*TCHa	25.01	64.25	306.29

**relative CIELAB lab\***

lab*lab	0.159	0.296	-0.402
lab*tch	0.25	0.5	0.851
lab*nch	0.5	0.5	0.851

**relative Natural Colour (NC)**

lab*lrj	0.159	0.23	-0.443
lab*tce	0.25	0.5	0.826
lab*nce	0.5	0.5	b30r



OE000-7, 3 step scales for constant CIELAB hue 305/360 = 0.847 (left)

3 step scales for constant CIELAB hue 306/360 = 0.851 (right)

BAM-test chart OE00; Colorimetric systems ORS18 & ORS18  
 D65: 3 step colour scales and coordinate data for 10 hues

input:  $cmY0^*$  setcmYcolor  
 output: Startup (S) data dependend

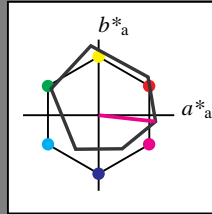
See for similar files: <http://www.ps.bam.de/OE00/>  
 Technical information: <http://www.ps.bam.de>  
 Version 2.1, io=0.0?

BAM registration: 20060101-OE00/10L/L00E04SP.PS/.PDF BAM material: code=rh4ta  
 application for evaluation and measurement of printer or monitor systems  
 /OE00/ Form: 5/10, Serie: 1/1, Page: 5 Page count: 5

Input: Colorimetric Offset Reflective System ORS18

for hue  $h^* = lab^*h = 354/360 = 0.982$   
 $lab^*tch$  and  $lab^*nch$

D65: hue M  
LCH\*Ma: 48 76 354  
olv\*Ma: 1.0 0.0 1.0  
triangle lightness  $t^*$



ORS18; adapted (a) CIELAB data

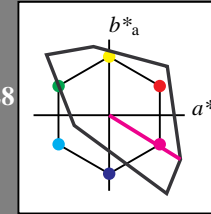
$L^*=L^*_a$	$a^*_a$	$b^*_a$	$C^*_{ab,a}$	$h^*_{ab,a}$
OMa 47.94	65.39	50.52	82.63	38
YMa 90.37	-10.26	91.75	92.32	96
LMa 50.9	-62.83	34.96	71.91	151
CMa 58.62	-30.34	-45.01	54.3	236
VMa 25.72	31.1	-44.4	54.22	305
MMa 48.13	75.28	-8.36	75.74	354
NMa 18.01	0.0	0.0	0.0	0
WMa 95.41	0.0	0.0	0.0	0
RCIE 39.92	58.66	26.98	64.57	25
JCIE 81.26	-2.16	67.76	67.79	92
GCIE 52.23	-42.25	11.76	43.87	164
BCIE 30.57	1.15	-46.84	46.86	271

%Gamut  
 $u^*_{rel} = 93$   
%Regularity  
 $g^*_{H,rel} = 57$   
 $g^*_{C,rel} = 59$

Output: Colorimetric Television Luminous System TLS00

for hue  $h^* = lab^*h = 328/360 = 0.912$   
 $lab^*tch$  and  $lab^*nch$

D65: hue M  
LCH\*Ma: 57 111 328  
olv\*Ma: 1.0 0.0 1.0  
triangle lightness  $t^*$



TLS00; adapted (a) CIELAB data

$L^*=L^*_a$	$a^*_a$	$b^*_a$	$C^*_{ab,a}$	$h^*_{ab,a}$
OMa 50.5	76.92	64.55	100.42	40
YMa 92.66	-20.69	90.75	93.08	103
LMa 83.63	-82.75	79.9	115.04	136
CMa 86.88	-46.16	-13.55	48.12	196
VMa 30.39	76.06	-103.59	128.52	306
MMa 57.3	94.35	-58.41	110.97	328
NMa 0.01	0.0	0.0	0.0	0
WMa 95.41	0.0	0.0	0.0	0
RCIE 39.92	58.74	27.99	65.07	25
JCIE 81.26	-2.88	71.56	71.62	92
GCIE 52.23	-42.41	13.6	44.55	162
BCIE 30.57	1.41	-46.46	46.49	272

%Gamut  
 $u^*_{rel} = 158$   
%Regularity  
 $g^*_{H,rel} = 20$   
 $g^*_{C,rel} = 37$

relative Inform. Technology (IT)

olvi3*	1.0	1.0	1.0	(1.0)
cmyn3*	0.0	0.0	0.0	(0.0)
olvi4*	1.0	1.0	1.0	1.0
cmyn4*	0.0	0.0	0.0	0.0

standard and adapted CIELAB

LAB*LAB	95.41	0.0	0.0
LAB*LABa	95.41	0.0	0.0
LAB*TCHa	99.99	0.01	-

relative CIELAB lab\*

lab*lab	1.0	0.0	0.0
lab*tch	1.0	0.0	-
lab*nch	0.0	0.0	-

relative Natural Colour (NC)

lab*lrj	1.0	0.0	0.0
lab*tce	1.0	0.0	-
lab*nce	0.0	0.0	-

relative Inform. Technology (IT)

olvi3*	1.0	0.5	1.0	(1.0)
cmyn3*	0.0	0.5	0.0	(0.0)
olvi4*	1.0	0.5	1.0	1.0
cmyn4*	0.0	0.5	0.0	0.0

standard and adapted CIELAB

LAB*LAB	76.35	47.17	-29.19
LAB*LABa	76.35	47.17	-29.19
LAB*TCHa	75.0	55.47	328.23

relative CIELAB lab\*

lab*lab	0.8	0.425	-0.262
lab*tch	0.75	0.5	0.912
lab*nch	0.0	0.5	0.912

relative Natural Colour (NC)

lab*lrj	0.8	0.352	-0.354
lab*tce	0.75	0.5	0.874
lab*nce	0.0	0.5	b49r

relative Inform. Technology (IT)

olvi3*	1.0	0.0	1.0	(1.0)
cmyn3*	0.0	1.0	0.0	(0.0)
olvi4*	1.0	0.0	1.0	1.0
cmyn4*	0.0	1.0	0.0	0.0

standard and adapted CIELAB

LAB*LAB	57.3	94.33	-58.4
LAB*LABa	57.3	94.33	-58.4
LAB*TCHa	50.0	110.95	328.23

relative CIELAB lab\*

lab*lab	0.601	0.85	-0.525
lab*tch	0.5	1.0	0.912
lab*nch	0.0	1.0	0.912

relative Natural Colour (NC)

lab*lrj	0.601	0.703	-0.71
lab*tce	0.5	1.0	0.874
lab*nce	0.0	1.0	b49r

relative Inform. Technology (IT)

olvi3*	0.5	0.5	0.5	(1.0)
cmyn3*	0.5	0.5	0.5	(0.0)
olvi4*	1.0	1.0	1.0	0.5
cmyn4*	0.0	0.0	0.0	0.5

standard and adapted CIELAB

LAB*LAB	47.72	0.0	0.0
LAB*LABa	47.72	0.0	0.0
LAB*TCHa	50.0	0.01	-

relative CIELAB lab\*

lab*lab	0.5	0.0	0.0
lab*tch	0.5	0.0	-
lab*nch	0.5	0.0	-

relative Natural Colour (NC)

lab*lrj	0.5	0.0	0.0
lab*tce	0.5	0.0	-
lab*nce	0.5	0.0	-

relative Inform. Technology (IT)

olvi3*	0.0	0.0	0.0	(1.0)
cmyn3*	1.0	1.0	1.0	(0.0)
olvi4*	1.0	1.0	1.0	0.0
cmyn4*	0.0	0.0	0.0	1.0

standard and adapted CIELAB

LAB*LAB	0.03	0.0	0.0
LAB*LABa	0.03	0.0	0.0
LAB*TCHa	0.01	0.01	-

relative CIELAB lab\*

lab*lab	0.0	0.0	0.0
lab*tch	0.0	0.0	-
lab*nch	1.0	0.0	-

relative Natural Colour (NC)

lab*lrj	0.0	0.0	0.0
lab*tce	0.0	0.0	-
lab*nce	1.0	0.0	-

relative Inform. Technology (IT)

olvi3*	0.5	0.0	0.5	(1.0)
cmyn3*	0.5	1.0	0.5	(0.0)
olvi4*	1.0	0.5	1.0	0.5
cmyn4*	0.0	0.5	0.0	0.5

standard and adapted CIELAB

LAB*LAB	28.66	47.17	-29.19
LAB*LABa	28.66	47.17	-29.19
LAB*TCHa	25.01	55.47	328.23

relative CIELAB lab\*

lab*lab	0.3	0.425	-0.262
lab*tch	0.25	0.5	0.912
lab*nch	0.5	0.5	0.912

relative Natural Colour (NC)

lab*lrj	0.3	0.352	-0.354
lab*tce	0.25	0.5	0.874
lab*nce	0.5	0.5	b49r

relative Inform. Technology (IT)

olvi3*	1.0	0.0	1.0	(1.0)
cmyn3*	0.0	1.0	0.0	(0.0)
olvi4*	1.0	0.0	1.0	1.0
cmyn4*	0.0	1.0	0.0	0.0

standard and adapted CIELAB

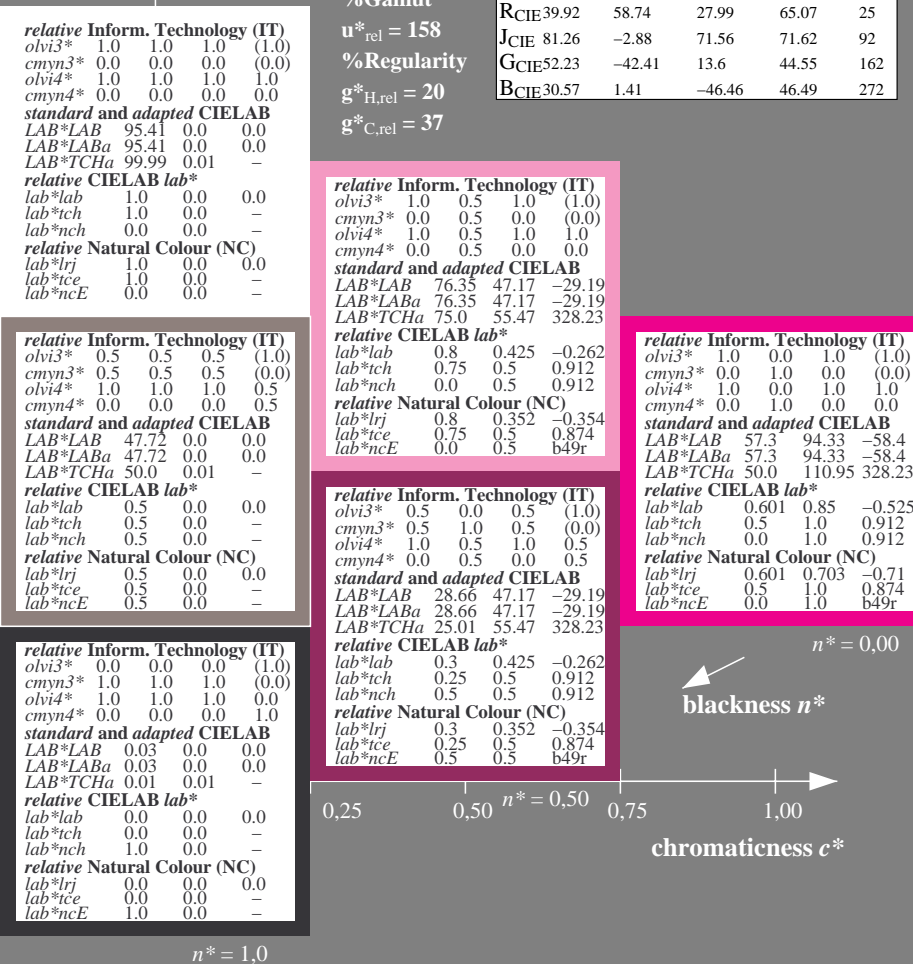
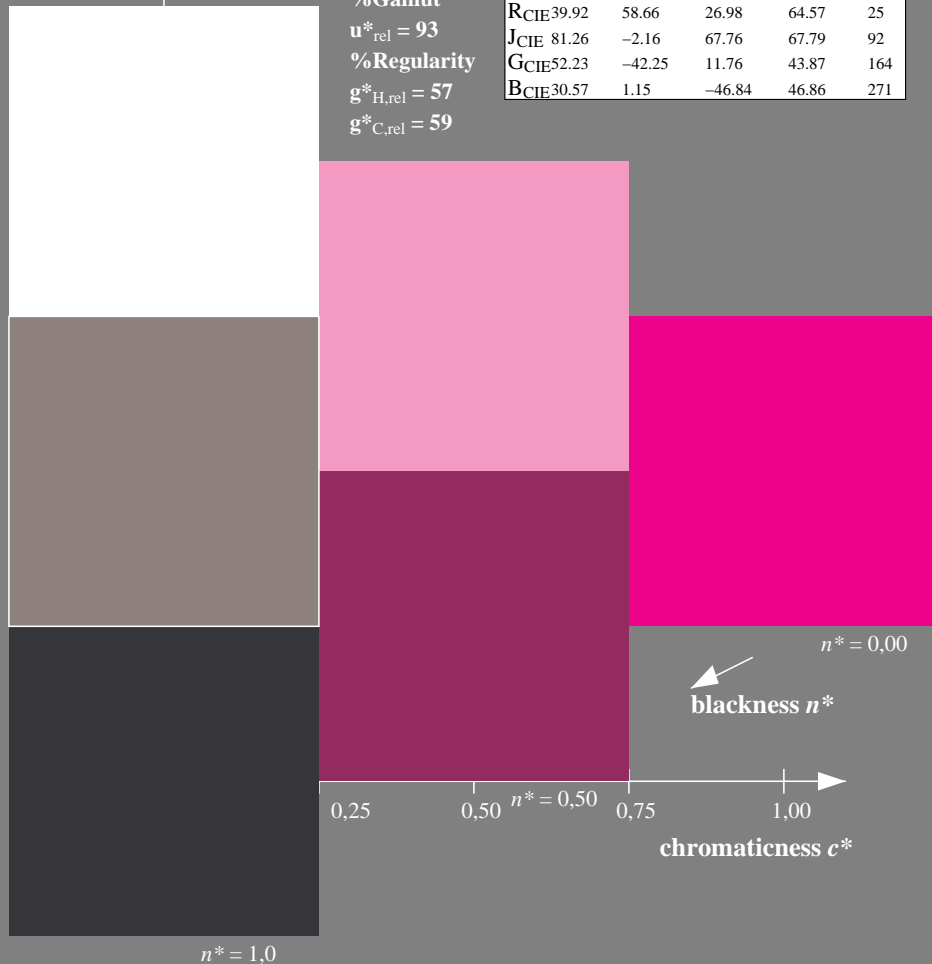
LAB*LAB	57.3	94.33	-58.4
LAB*LABa	57.3	94.33	-58.4
LAB*TCHa	50.0	110.95	328.23

relative CIELAB lab\*

lab*lab	0.601	0.85	-0.525
lab*tch	0.5	1.0	0.912
lab*nch	0.0	1.0	0.912

relative Natural Colour (NC)

lab*lrj	0.601	0.703	-0.71
lab*tce	0.5	1.0	0.874
lab*nce	0.0	1.0	b49r



OE000-7, 3 step scales for constant CIELAB hue 354/360 = 0.982 (left)

3 step scales for constant CIELAB hue 328/360 = 0.912 (right)

BAM-test chart OE00; Colorimetric systems ORS18 & ORS18  
D65: 3 step colour scales and coordinate data for 10 hues

input:  $cmY0^*$  setcmYcolor  
output: Startup (S) data dependend

See for similar files: <http://www.ps.bam.de/OE00/>  
Technical information: <http://www.ps.bam.de> Version 2.1, io=0.0?

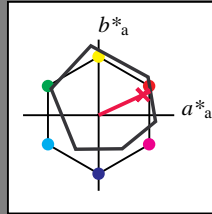
BAM registration: 20060101-OE00/10L/L00E05SP.PS/.PDF BAM material: code=rh4ta  
application for evaluation and measurement of printer or monitor systems  
/OE00/ Form 6/10, Serie: 1/1, Page: 6 Page count: 6

**Input: Colorimetric Offset Reflective System ORS18**

for hue  $h^* = lab^*h = 25/360 = 0.069$   
 $lab^*tch$  and  $lab^*nch$

D65: hue R  
 LCH\*Ma: 48 75 25  
 olv\*Ma: 1.0 0.0 0.32


triangle lightness  $t^*$



**ORS18; adapted (a) CIELAB data**

	$L^*=L^*_a$	$a^*_a$	$b^*_a$	$C^*_{ab,a}$	$h^*_{ab,a}$
OMa	47.94	65.39	50.52	82.63	38
YMa	90.37	-10.26	91.75	92.32	96
LMa	50.9	-62.83	34.96	71.91	151
CMa	58.62	-30.34	-45.01	54.3	236
VMa	25.72	31.1	-44.4	54.22	305
MMa	48.13	75.28	-8.36	75.74	354
NMa	18.01	0.0	0.0	0.0	0
WMa	95.41	0.0	0.0	0.0	0
RCIE	39.92	58.66	26.98	64.57	25
JCIE	81.26	-2.16	67.76	67.79	92
GCIE	52.23	-42.25	11.76	43.87	164
BCIE	30.57	1.15	-46.84	46.86	271

%Gamut  
 $u^*_{rel} = 93$   
 %Regularity  
 $g^*_{H,rel} = 57$   
 $g^*_{C,rel} = 59$

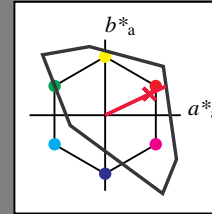


**Output: Colorimetric Television Luminous System TLS00**

for hue  $h^* = lab^*h = 25/360 = 0.071$   
 $lab^*tch$  and  $lab^*nch$

D65: hue R  
 LCH\*Ma: 52 89 25  
 olv\*Ma: 1.0 0.0 0.21

triangle lightness  $t^*$



**TLS00; adapted (a) CIELAB data**

	$L^*=L^*_a$	$a^*_a$	$b^*_a$	$C^*_{ab,a}$	$h^*_{ab,a}$
OMa	50.5	76.92	64.55	100.42	40
YMa	92.66	-20.69	90.75	93.08	103
LMa	83.63	-82.75	79.9	115.04	136
CMa	86.88	-46.16	-13.55	48.12	196
VMa	30.39	76.06	-103.59	128.52	306
MMa	57.3	94.35	-58.41	110.97	328
NMa	0.01	0.0	0.0	0.0	0
WMa	95.41	0.0	0.0	0.0	0
RCIE	39.92	58.74	27.99	65.07	25
JCIE	81.26	-2.88	71.56	71.62	92
GCIE	52.23	-42.41	13.6	44.55	162
BCIE	30.57	1.41	-46.46	46.49	272

%Gamut  
 $u^*_{rel} = 158$   
 %Regularity  
 $g^*_{H,rel} = 20$   
 $g^*_{C,rel} = 37$

**relative Inform. Technology (IT)**  
 $olvi3^* = 1.0 \ 1.0 \ 1.0 \ (1.0)$   
 $cmyn3^* = 0.0 \ 0.0 \ 0.0 \ (0.0)$   
 $olvi4^* = 1.0 \ 1.0 \ 1.0 \ 1.0$   
 $cmyn4^* = 0.0 \ 0.0 \ 0.0 \ 0.0$   
**standard and adapted CIELAB**  
 $LAB^*LAB = 95.41 \ 0.0 \ 0.0$   
 $LAB^*LABa = 95.41 \ 0.0 \ 0.0$   
 $LAB^*TCHa = 99.99 \ 0.01 \ -$   
**relative CIELAB lab\***  
 $lab^*lab = 1.0 \ 0.0 \ 0.0$   
 $lab^*tch = 1.0 \ 0.0 \ -$   
 $lab^*nch = 0.0 \ 0.0 \ -$   
**relative Natural Colour (NC)**  
 $lab^*lrj = 1.0 \ 0.0 \ 0.0$   
 $lab^*tce = 1.0 \ 0.0 \ -$   
 $lab^*nce = 0.0 \ 0.0 \ -$


**relative Inform. Technology (IT)**  
 $olvi3^* = 0.5 \ 0.5 \ 0.5 \ (1.0)$   
 $cmyn3^* = 0.5 \ 0.5 \ 0.5 \ (0.0)$   
 $olvi4^* = 1.0 \ 1.0 \ 1.0 \ 0.5$   
 $cmyn4^* = 0.0 \ 0.0 \ 0.0 \ 0.5$   
**standard and adapted CIELAB**  
 $LAB^*LAB = 47.72 \ 0.0 \ 0.0$   
 $LAB^*LABa = 47.72 \ 0.0 \ 0.0$   
 $LAB^*TCHa = 50.0 \ 0.01 \ -$   
**relative CIELAB lab\***  
 $lab^*lab = 0.5 \ 0.0 \ 0.0$   
 $lab^*tch = 0.5 \ 0.0 \ -$   
 $lab^*nch = 0.5 \ 0.0 \ -$   
**relative Natural Colour (NC)**  
 $lab^*lrj = 0.5 \ 0.0 \ 0.0$   
 $lab^*tce = 0.5 \ 0.0 \ -$   
 $lab^*nce = 0.5 \ 0.0 \ -$

**relative Inform. Technology (IT)**  
 $olvi3^* = 0.0 \ 0.0 \ 0.0 \ (1.0)$   
 $cmyn3^* = 1.0 \ 1.0 \ 1.0 \ (0.0)$   
 $olvi4^* = 1.0 \ 1.0 \ 1.0 \ 0.0$   
 $cmyn4^* = 0.0 \ 0.0 \ 0.0 \ 1.0$   
**standard and adapted CIELAB**  
 $LAB^*LAB = 0.03 \ 0.0 \ 0.0$   
 $LAB^*LABa = 0.03 \ 0.0 \ 0.0$   
 $LAB^*TCHa = 0.01 \ 0.01 \ -$   
**relative CIELAB lab\***  
 $lab^*lab = 0.0 \ 0.0 \ 0.0$   
 $lab^*tch = 0.0 \ 0.0 \ -$   
 $lab^*nch = 1.0 \ 0.0 \ -$   
**relative Natural Colour (NC)**  
 $lab^*lrj = 0.0 \ 0.0 \ 0.0$   
 $lab^*tce = 0.0 \ 0.0 \ -$   
 $lab^*nce = 1.0 \ 0.0 \ -$

**relative Inform. Technology (IT)**  
 $olvi3^* = 1.0 \ 0.5 \ 0.606 \ (1.0)$   
 $cmyn3^* = 0.0 \ 0.5 \ 0.394 \ (0.0)$   
 $olvi4^* = 1.0 \ 0.5 \ 0.606 \ 1.0$   
 $cmyn4^* = 0.0 \ 0.5 \ 0.394 \ 0.0$   
**standard and adapted CIELAB**  
 $LAB^*LAB = 73.67 \ 40.3 \ 19.2$   
 $LAB^*LABa = 73.67 \ 40.3 \ 19.2$   
 $LAB^*TCHa = 75.0 \ 44.64 \ 25.47$   
**relative CIELAB lab\***  
 $lab^*lab = 0.772 \ 0.451 \ 0.215$   
 $lab^*tch = 0.75 \ 0.5 \ 0.071$   
 $lab^*nch = 0.0 \ 0.5 \ 0.071$   
**relative Natural Colour (NC)**  
 $lab^*lrj = 0.772 \ 0.5 \ 0.0$   
 $lab^*tce = 0.75 \ 0.5 \ 1.0$   
 $lab^*nce = 0.0 \ 0.5 \ 0.99r$

**relative Inform. Technology (IT)**  
 $olvi3^* = 0.5 \ 0.0 \ 0.106 \ (1.0)$   
 $cmyn3^* = 0.5 \ 1.0 \ 0.894 \ (0.0)$   
 $olvi4^* = 1.0 \ 0.5 \ 0.606 \ 0.5$   
 $cmyn4^* = 0.0 \ 0.5 \ 0.394 \ 0.5$   
**standard and adapted CIELAB**  
 $LAB^*LAB = 25.98 \ 40.3 \ 19.21$   
 $LAB^*LABa = 25.98 \ 40.3 \ 19.21$   
 $LAB^*TCHa = 25.01 \ 44.65 \ 25.49$   
**relative CIELAB lab\***  
 $lab^*lab = 0.272 \ 0.451 \ 0.215$   
 $lab^*tch = 0.25 \ 0.5 \ 0.071$   
 $lab^*nch = 0.5 \ 0.5 \ 0.071$   
**relative Natural Colour (NC)**  
 $lab^*lrj = 0.272 \ 0.5 \ 0.0$   
 $lab^*tce = 0.25 \ 0.5 \ 0.0$   
 $lab^*nce = 0.5 \ 0.5 \ 0.00j$

**relative Inform. Technology (IT)**  
 $olvi3^* = 1.0 \ 0.0 \ 0.213 \ (1.0)$   
 $cmyn3^* = 0.0 \ 1.0 \ 0.787 \ (0.0)$   
 $olvi4^* = 1.0 \ 0.0 \ 0.213 \ 1.0$   
 $cmyn4^* = 0.0 \ 1.0 \ 0.787 \ 0.0$   
**standard and adapted CIELAB**  
 $LAB^*LAB = 51.94 \ 80.61 \ 38.42$   
 $LAB^*LABa = 51.94 \ 80.61 \ 38.42$   
 $LAB^*TCHa = 50.0 \ 89.29 \ 25.48$   
**relative CIELAB lab\***  
 $lab^*lab = 0.544 \ 0.903 \ 0.43$   
 $lab^*tch = 0.5 \ 1.0 \ 0.071$   
 $lab^*nch = 0.0 \ 1.0 \ 0.071$   
**relative Natural Colour (NC)**  
 $lab^*lrj = 0.544 \ 1.0 \ 0.0$   
 $lab^*tce = 0.5 \ 1.0 \ 0.0$   
 $lab^*nce = 0.0 \ 1.0 \ 0.00j$



OE000-7, 3 step scales for constant CIELAB hue 25/360 = 0.069 (left)

3 step scales for constant CIELAB hue 25/360 = 0.071 (right)

BAM-test chart OE00; Colorimetric systems ORS18 & ORS18  
 D65: 3 step colour scales and coordinate data for 10 hues

input:  $cmY0^*$  setcmYcolor  
 output: Startup (S) data dependend

Input: Colorimetric Offset Reflective System ORS18

for hue  $h^* = lab^*h = 92/360 = 0.255$

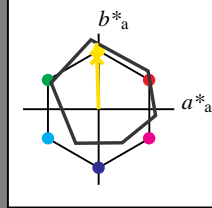
$lab^*tch$  and  $lab^*nch$

D65: hue J

LCH\*Ma: 86 88 92

olv\*Ma: 1.0 0.9 0.0

triangle lightness  $t^*$



ORS18; adapted (a) CIELAB data table with columns L\*, a\*, b\*, C\*ab,a, h\*ab,a and rows OMa, YMa, LMa, CMa, VMa, MMa, NMa, WMa, RCIE, JCIE, GCIE, BCIE.

%Gamut u\*rel = 93, %Regularity g\*H,rel = 57, g\*C,rel = 59

Output: Colorimetric Television Luminous System TLS00

for hue  $h^* = lab^*h = 92/360 = 0.256$

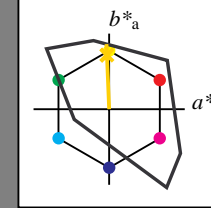
$lab^*tch$  and  $lab^*nch$

D65: hue J

LCH\*Ma: 85 86 92

olv\*Ma: 1.0 0.82 0.0

triangle lightness  $t^*$



TLS00; adapted (a) CIELAB data table with columns L\*, a\*, b\*, C\*ab,a, h\*ab,a and rows OMa, YMa, LMa, CMa, VMa, MMa, NMa, WMa, RCIE, JCIE, GCIE, BCIE.

%Gamut u\*rel = 158, %Regularity g\*H,rel = 20, g\*C,rel = 37

relative Inform. Technology (IT) and relative Natural Colour (NC) data for ORS18 system.

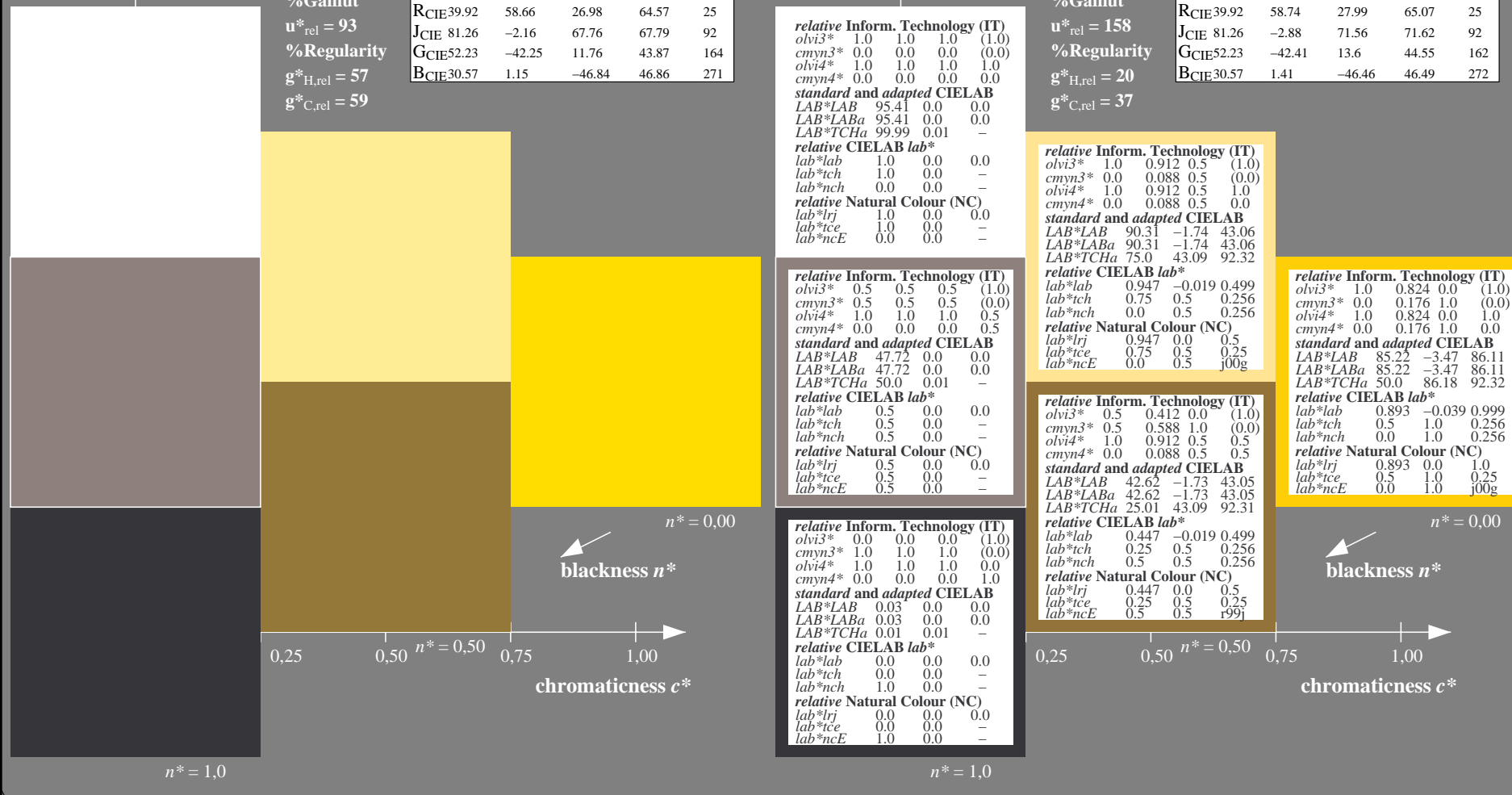
relative Inform. Technology (IT) and relative Natural Colour (NC) data for TLS00 system.

relative Inform. Technology (IT) and relative Natural Colour (NC) data for ORS18 system.

relative Inform. Technology (IT) and relative Natural Colour (NC) data for TLS00 system.

relative Inform. Technology (IT) and relative Natural Colour (NC) data for ORS18 system.

relative Inform. Technology (IT) and relative Natural Colour (NC) data for TLS00 system.



OE00-7, 3 step scales for constant CIELAB hue 92/360 = 0.255 (left)

3 step scales for constant CIELAB hue 92/360 = 0.256 (right)

BAM-test chart OE00; Colorimetric systems ORS18 & ORS18 D65: 3 step colour scales and coordinate data for 10 hues

input: cmy0\* setcmykcolor output: Startup (S) data dependend

See for similar files: http://www.ps.bam.de/OE00/ Technical information: http://www.ps.bam.de/ Version 2.1, io=0,0?

BAM registration: 20060101-OE00/10L/L00E07SP.PS/.PDF application for evaluation and measurement of printer or monitor systems BAM material: code=rh4ta /OE00/ Form: 8/10, Serie: 1/1, Page: 8 Page count: 8

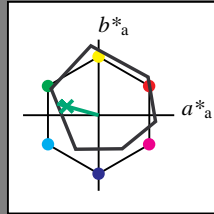


**Input: Colorimetric Offset Reflective System ORS18**

for hue  $h^* = lab^*h = 164/360 = 0.457$   
 $lab^*tch$  and  $lab^*nch$

D65: hue G  
 LCH\*Ma: 53 57 164  
 olv\*Ma: 0.0 1.0 0.25

triangle lightness  $t^*$



**ORS18; adapted (a) CIELAB data**

	$L^*=L^*_a$	$a^*_a$	$b^*_a$	$C^*_{ab,a}$	$h^*_{ab,a}$
OMa	47.94	65.39	50.52	82.63	38
YMa	90.37	-10.26	91.75	92.32	96
LMa	50.9	-62.83	34.96	71.91	151
CMa	58.62	-30.34	-45.01	54.3	236
VMa	25.72	31.1	-44.4	54.22	305
MMa	48.13	75.28	-8.36	75.74	354
NMa	18.01	0.0	0.0	0.0	0
WMa	95.41	0.0	0.0	0.0	0
RCIE	39.92	58.66	26.98	64.57	25
JCIE	81.26	-2.16	67.76	67.79	92
GCIE	52.23	-42.25	11.76	43.87	164
BCIE	30.57	1.15	-46.84	46.86	271

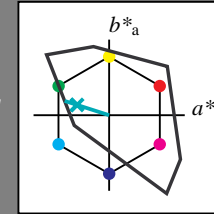
%Gamut  
 $u^*_{rel} = 93$   
 %Regularity  
 $g^*_{H,rel} = 57$   
 $g^*_{C,rel} = 59$

**Output: Colorimetric Television Luminous System TLS00**

for hue  $h^* = lab^*h = 162/360 = 0.451$   
 $lab^*tch$  and  $lab^*nch$

D65: hue G  
 LCH\*Ma: 86 62 162  
 olv\*Ma: 0.0 1.0 0.65

triangle lightness  $t^*$



**TLS00; adapted (a) CIELAB data**

	$L^*=L^*_a$	$a^*_a$	$b^*_a$	$C^*_{ab,a}$	$h^*_{ab,a}$
OMa	50.5	76.92	64.55	100.42	40
YMa	92.66	-20.69	90.75	93.08	103
LMa	83.63	-82.75	79.9	115.04	136
CMa	86.88	-46.16	-13.55	48.12	196
VMa	30.39	76.06	-103.59	128.52	306
MMa	57.3	94.35	-58.41	110.97	328
NMa	0.01	0.0	0.0	0.0	0
WMa	95.41	0.0	0.0	0.0	0
RCIE	39.92	58.74	27.99	65.07	25
JCIE	81.26	-2.88	71.56	71.62	92
GCIE	52.23	-42.41	13.6	44.55	162
BCIE	30.57	1.41	-46.46	46.49	272

%Gamut  
 $u^*_{rel} = 158$   
 %Regularity  
 $g^*_{H,rel} = 20$   
 $g^*_{C,rel} = 37$

**relative Inform. Technology (IT)**

olvi3*	1.0	1.0	1.0	(1.0)
cmyn3*	0.0	0.0	0.0	(0.0)
olvi4*	1.0	1.0	1.0	1.0
cmyn4*	0.0	0.0	0.0	0.0

**standard and adapted CIELAB**

LAB*LAB	95.41	0.0	0.0
LAB*LABa	95.41	0.0	0.0
LAB*TCHa	99.99	0.01	-

**relative CIELAB lab\***

lab*lab	1.0	0.0	0.0
lab*tch	1.0	0.0	-
lab*nch	0.0	0.0	-

**relative Natural Colour (NC)**

lab*lrj	1.0	0.0	0.0
lab*tce	1.0	0.0	-
lab*nce	0.0	0.0	-

**relative Inform. Technology (IT)**

olvi3*	0.5	1.0	0.826	(1.0)
cmyn3*	0.5	0.0	0.174	(0.0)
olvi4*	0.5	1.0	0.827	1.0
cmyn4*	0.5	0.0	0.173	0.0

**standard and adapted CIELAB**

LAB*LAB	90.57	-29.42	9.43
LAB*LABa	90.57	-29.42	9.43
LAB*TCHa	75.0	30.9	162.23

**relative CIELAB lab\***

lab*lab	0.949	-0.475	0.153
lab*tch	0.75	0.5	0.451
lab*nch	0.0	0.5	0.451

**relative Natural Colour (NC)**

lab*lrj	0.949	-0.499	0.0
lab*tce	0.75	0.5	0.5
lab*nce	0.0	0.5	g00b

**relative Inform. Technology (IT)**

olvi3*	0.5	0.5	0.5	(1.0)
cmyn3*	0.5	0.5	0.5	(0.0)
olvi4*	1.0	1.0	1.0	0.5
cmyn4*	0.0	0.0	0.0	0.5

**standard and adapted CIELAB**

LAB*LAB	47.72	0.0	0.0
LAB*LABa	47.72	0.0	0.0
LAB*TCHa	50.0	0.01	-

**relative CIELAB lab\***

lab*lab	0.5	0.0	0.0
lab*tch	0.5	0.0	-
lab*nch	0.5	0.0	-

**relative Natural Colour (NC)**

lab*lrj	0.5	0.0	0.0
lab*tce	0.5	0.0	-
lab*nce	0.5	0.0	-

**relative Inform. Technology (IT)**

olvi3*	0.0	0.5	0.326	(1.0)
cmyn3*	1.0	0.5	0.674	(0.0)
olvi4*	0.5	1.0	0.826	0.5
cmyn4*	0.5	0.0	0.174	0.5

**standard and adapted CIELAB**

LAB*LAB	42.88	-29.42	9.44
LAB*LABa	42.88	-29.42	9.44
LAB*TCHa	25.01	30.91	162.22

**relative CIELAB lab\***

lab*lab	0.449	-0.475	0.153
lab*tch	0.25	0.5	0.451
lab*nch	0.5	0.5	0.451

**relative Natural Colour (NC)**

lab*lrj	0.449	-0.499	0.0
lab*tce	0.25	0.5	0.5
lab*nce	0.5	0.5	g99g

**relative Inform. Technology (IT)**

olvi3*	0.0	1.0	0.653	(1.0)
cmyn3*	1.0	0.0	0.347	(0.0)
olvi4*	0.0	1.0	0.653	1.0
cmyn4*	1.0	0.0	0.347	0.0

**standard and adapted CIELAB**

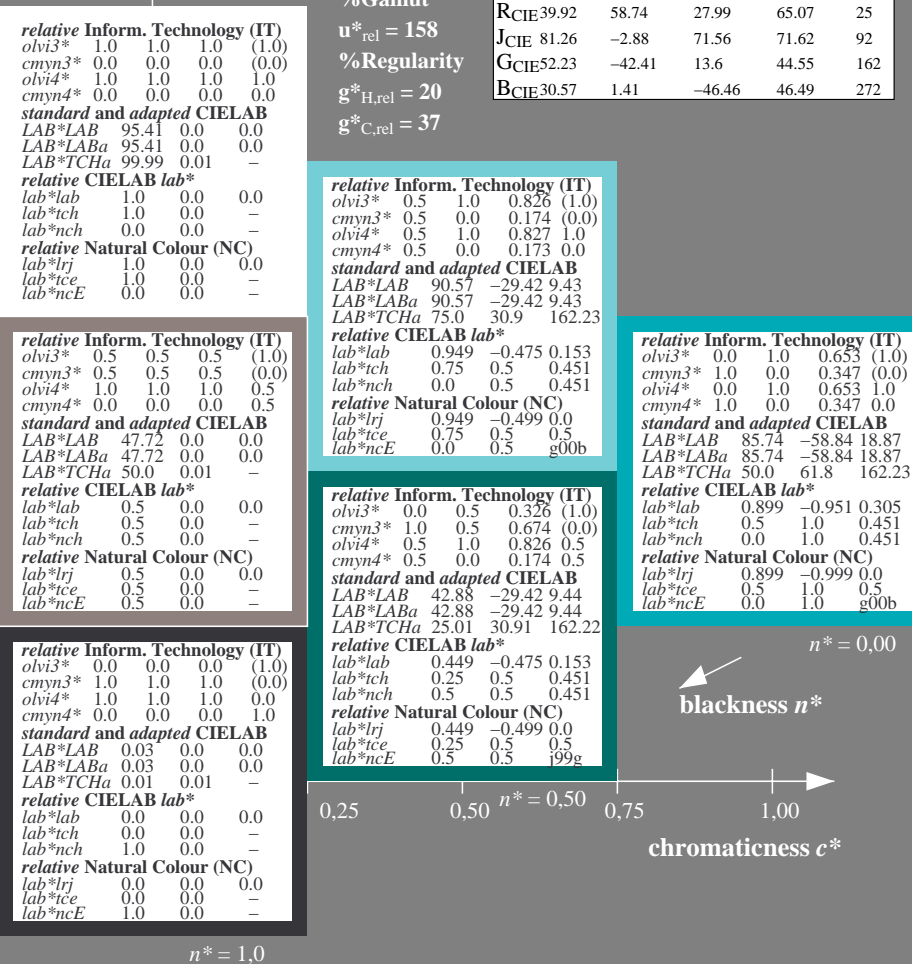
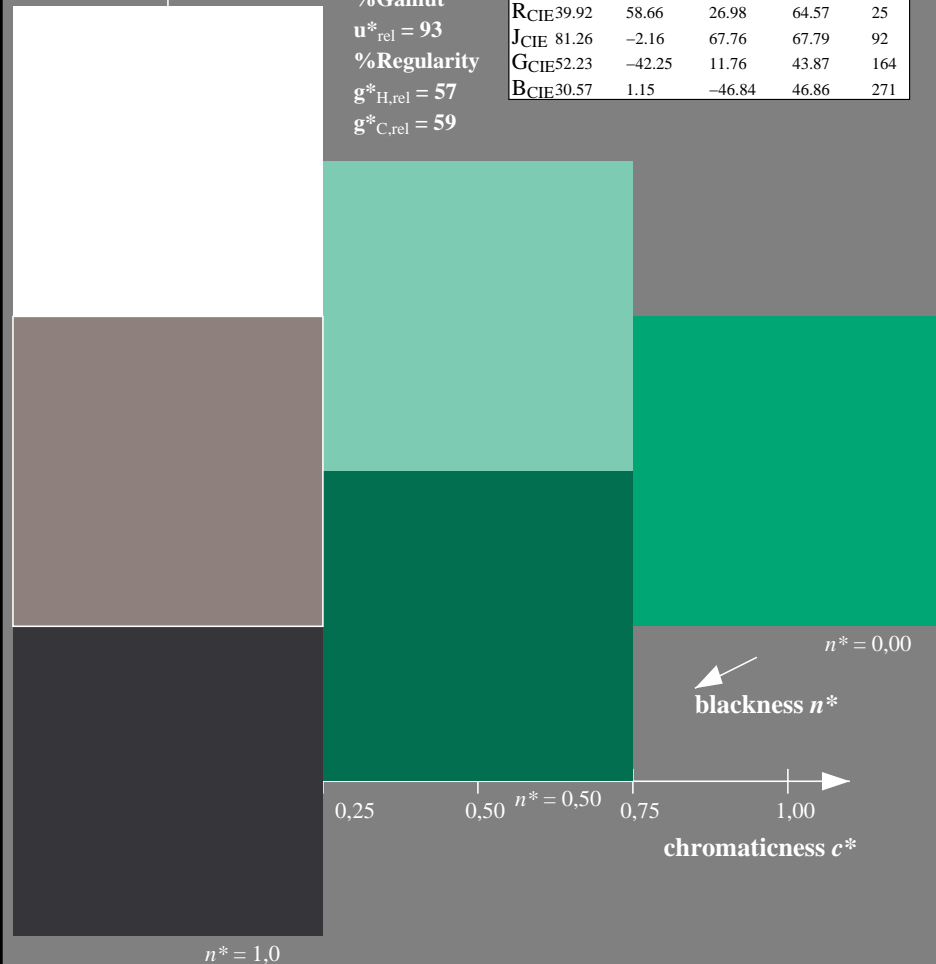
LAB*LAB	85.74	-58.84	18.87
LAB*LABa	85.74	-58.84	18.87
LAB*TCHa	50.0	61.8	162.23

**relative CIELAB lab\***

lab*lab	0.899	-0.951	0.305
lab*tch	0.5	1.0	0.451
lab*nch	0.0	1.0	0.451

**relative Natural Colour (NC)**

lab*lrj	0.899	-0.999	0.0
lab*tce	0.5	1.0	0.5
lab*nce	0.0	1.0	g00b



OE000-7, 3 step scales for constant CIELAB hue 164/360 = 0.457 (left)

3 step scales for constant CIELAB hue 162/360 = 0.451 (right)

BAM-test chart OE00; Colorimetric systems ORS18 & ORS18  
 D65: 3 step colour scales and coordinate data for 10 hues

input:  $cmY0^*$  setcmYcolor  
 output: Startup (S) data dependend

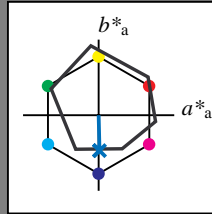
See for similar files: <http://www.ps.bam.de/OE00/>  
 Technical information: <http://www.ps.bam.de>  
 Version 2.1, io=0.0?

BAM registration: 20060101-OE00/10L/L00E08SP.PS/.PDF BAM material: code=rh4ta  
 application for evaluation and measurement of printer or monitor systems  
 /OE00/ Form 9/10, Serie: 1/1, Page: 9 Page count: 9

**Input: Colorimetric Offset Reflective System ORS18**

for hue  $h^* = lab^*h = 271/360 = 0.754$   
 $lab^*tch$  and  $lab^*nch$

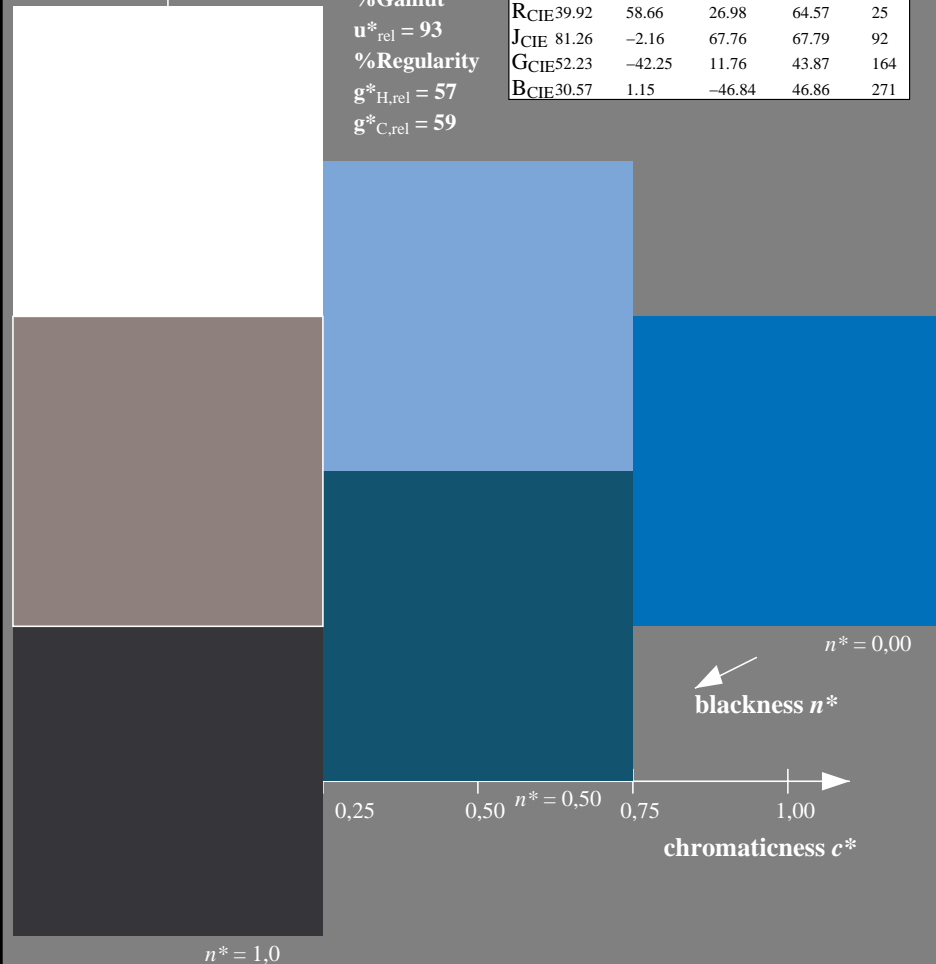
D65: hue B  
 LCH\*Ma: 42 45 271  
 olv\*Ma: 0.0 0.49 1.0  
 triangle lightness  $t^*$



**ORS18; adapted (a) CIELAB data**

	$L^*=L^*_a$	$a^*_a$	$b^*_a$	$C^*_{ab,a}$	$h^*_{ab,a}$
OMa	47.94	65.39	50.52	82.63	38
YMa	90.37	-10.26	91.75	92.32	96
LMa	50.9	-62.83	34.96	71.91	151
CMa	58.62	-30.34	-45.01	54.3	236
VMa	25.72	31.1	-44.4	54.22	305
MMa	48.13	75.28	-8.36	75.74	354
NMa	18.01	0.0	0.0	0.0	0
WMa	95.41	0.0	0.0	0.0	0
RCIE	39.92	58.66	26.98	64.57	25
JCIE	81.26	-2.16	67.76	67.79	92
GCIE	52.23	-42.25	11.76	43.87	164
BCIE	30.57	1.15	-46.84	46.86	271

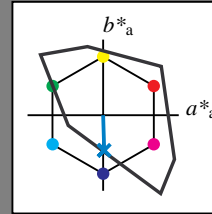
%Gamut  
 $u^*_{rel} = 93$   
 %Regularity  
 $g^*_{H,rel} = 57$   
 $g^*_{C,rel} = 59$



**Output: Colorimetric Television Luminous System TLS00**

for hue  $h^* = lab^*h = 272/360 = 0.755$   
 $lab^*tch$  and  $lab^*nch$

D65: hue B  
 LCH\*Ma: 65 49 272  
 olv\*Ma: 0.0 0.61 1.0  
 triangle lightness  $t^*$



**TLS00; adapted (a) CIELAB data**

	$L^*=L^*_a$	$a^*_a$	$b^*_a$	$C^*_{ab,a}$	$h^*_{ab,a}$
OMa	50.5	76.92	64.55	100.42	40
YMa	92.66	-20.69	90.75	93.08	103
LMa	83.63	-82.75	79.9	115.04	136
CMa	86.88	-46.16	-13.55	48.12	196
VMa	30.39	76.06	-103.59	128.52	306
MMa	57.3	94.35	-58.41	110.97	328
NMa	0.01	0.0	0.0	0.0	0
WMa	95.41	0.0	0.0	0.0	0
RCIE	39.92	58.74	27.99	65.07	25
JCIE	81.26	-2.88	71.56	71.62	92
GCIE	52.23	-42.41	13.6	44.55	162
BCIE	30.57	1.41	-46.46	46.49	272

%Gamut  
 $u^*_{rel} = 158$   
 %Regularity  
 $g^*_{H,rel} = 20$   
 $g^*_{C,rel} = 37$

**relative Inform. Technology (IT)**

olvi3*	1.0	1.0	1.0	(1.0)
cmyn3*	0.0	0.0	0.0	(0.0)
olvi4*	1.0	1.0	1.0	1.0
cmyn4*	0.0	0.0	0.0	0.0

**standard and adapted CIELAB**

LAB*LAB	95.41	0.0	0.0
LAB*LABa	95.41	0.0	0.0
LAB*TCHa	99.99	0.01	-

**relative CIELAB lab\***

lab*lab	1.0	0.0	0.0
lab*tch	1.0	0.0	-
lab*nch	0.0	0.0	-

**relative Natural Colour (NC)**

lab*lrj	1.0	0.0	0.0
lab*tce	1.0	0.0	-
lab*nce	0.0	0.0	-

**relative Inform. Technology (IT)**

olvi3*	0.5	0.805	1.0	(1.0)
cmyn3*	0.5	0.195	0.0	(0.0)
olvi4*	0.5	0.805	1.0	1.0
cmyn4*	0.5	0.195	0.0	0.0

**standard and adapted CIELAB**

LAB*LAB	80.13	0.73	-24.31
LAB*LABa	80.13	0.73	-24.31
LAB*TCHa	75.0	24.33	271.72

**relative CIELAB lab\***

lab*lab	0.84	0.015	-0.499
lab*tch	0.75	0.5	0.755
lab*nch	0.0	0.5	0.755

**relative Natural Colour (NC)**

lab*lrj	0.84	0.0	-0.499
lab*tce	0.75	0.5	0.75
lab*nce	0.0	0.5	g99b

**relative Inform. Technology (IT)**

olvi3*	0.5	0.5	0.5	(1.0)
cmyn3*	0.5	0.5	0.5	(0.0)
olvi4*	1.0	1.0	1.0	0.5
cmyn4*	0.0	0.0	0.0	0.5

**standard and adapted CIELAB**

LAB*LAB	47.72	0.0	0.0
LAB*LABa	47.72	0.0	0.0
LAB*TCHa	50.0	0.01	-

**relative CIELAB lab\***

lab*lab	0.5	0.0	0.0
lab*tch	0.5	0.0	-
lab*nch	0.5	0.0	-

**relative Natural Colour (NC)**

lab*lrj	0.5	0.0	0.0
lab*tce	0.5	0.0	-
lab*nce	0.5	0.0	-

**relative Inform. Technology (IT)**

olvi3*	0.0	0.305	0.5	(1.0)
cmyn3*	1.0	0.695	0.5	(0.0)
olvi4*	0.5	0.805	1.0	0.5
cmyn4*	0.5	0.195	0.0	0.5

**standard and adapted CIELAB**

LAB*LAB	32.44	0.74	-24.32
LAB*LABa	32.44	0.74	-24.32
LAB*TCHa	25.01	24.34	271.75

**relative CIELAB lab\***

lab*lab	0.34	0.015	-0.499
lab*tch	0.25	0.5	0.755
lab*nch	0.5	0.5	0.755

**relative Natural Colour (NC)**

lab*lrj	0.34	0.0	-0.499
lab*tce	0.25	0.5	0.75
lab*nce	0.5	0.5	b00r

**relative Inform. Technology (IT)**

olvi3*	0.0	0.0	0.0	(1.0)
cmyn3*	1.0	1.0	1.0	(0.0)
olvi4*	1.0	1.0	1.0	0.0
cmyn4*	0.0	0.0	0.0	1.0

**standard and adapted CIELAB**

LAB*LAB	0.03	0.0	0.0
LAB*LABa	0.03	0.0	0.0
LAB*TCHa	0.01	0.01	-

**relative CIELAB lab\***

lab*lab	0.0	0.0	0.0
lab*tch	0.0	0.0	-
lab*nch	1.0	0.0	-

**relative Natural Colour (NC)**

lab*lrj	0.0	0.0	0.0
lab*tce	0.0	0.0	-
lab*nce	1.0	0.0	-

**relative Inform. Technology (IT)**

olvi3*	0.0	0.61	1.0	(1.0)
cmyn3*	1.0	0.39	0.0	(0.0)
olvi4*	0.0	0.61	1.0	1.0
cmyn4*	1.0	0.39	0.0	0.0

**standard and adapted CIELAB**

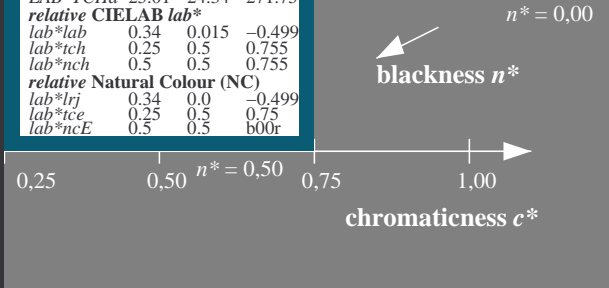
LAB*LAB	64.86	1.47	-48.64
LAB*LABa	64.86	1.47	-48.64
LAB*TCHa	50.0	48.67	271.74

**relative CIELAB lab\***

lab*lab	0.68	0.03	-0.998
lab*tch	0.5	1.0	0.755
lab*nch	0.0	1.0	0.755

**relative Natural Colour (NC)**

lab*lrj	0.68	0.0	-0.999
lab*tce	0.5	1.0	0.75
lab*nce	0.0	1.0	g99b



OE000-7, 3 step scales for constant CIELAB hue 271/360 = 0.754 (left)

3 step scales for constant CIELAB hue 272/360 = 0.755 (right)

BAM-test chart OE00; Colorimetric systems ORS18 & ORS18  
 D65: 3 step colour scales and coordinate data for 10 hues

input:  $cmY0^*$  setcmYcolor  
 output: Startup (S) data dependend

See for similar files: <http://www.ps.bam.de/OE00/>  
 Technical information: <http://www.ps.bam.de>  
 Version 2.1, io=0.0?

BAM registration: 20060101-OE00/10L/L00E09SP.PS/.PDF BAM material: code=rh4ta  
 application for evaluation and measurement of printer or monitor systems  
 /OE00/ Form: 10/10/05; Serie: 1/1, Page: 10 Page count: 10