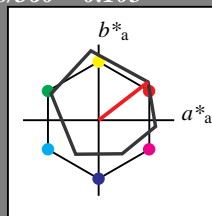


Input: Colorimetric Offset Reflective System ORS18

for hue $h^* = lab^*h = 38/360 = 0.105$
 lab^*tch and lab^*nch

D65: hue O
 LCH*Ma: 48 83 38
 olv*Ma: 1.0 0.0 0.0

triangle lightness t^*



ORS18; adapted (a) CIELAB data

	$L^*=L^*_a$	a^*_a	b^*_a	$C^*_{ab,a}$	$h^*_{ab,a}$
OMa	47.94	65.39	50.52	82.63	38
YMa	90.37	-10.26	91.75	92.32	96
LMa	50.9	-62.83	34.96	71.91	151
CMa	58.62	-30.34	-45.01	54.3	236
VMa	25.72	31.1	-44.4	54.22	305
MMa	48.13	75.28	-8.36	75.74	354
NMa	18.01	0.0	0.0	0.0	0
WMa	95.41	0.0	0.0	0.0	0
RCIE	39.92	58.66	26.98	64.57	25
JCIE	81.26	-2.16	67.76	67.79	92
GCIE	52.23	-42.25	11.76	43.87	164
BCIE	30.57	1.15	-46.84	46.86	271

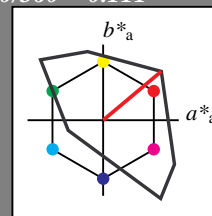
%Gamut
 $u^*_{rel} = 93$
 %Regularity
 $g^*_{H,rel} = 57$
 $g^*_{C,rel} = 59$

Output: Colorimetric Television Luminous System TLS00

for hue $h^* = lab^*h = 40/360 = 0.111$
 lab^*tch and lab^*nch

D65: hue O
 LCH*Ma: 51 100 40
 olv*Ma: 1.0 0.0 0.0

triangle lightness t^*



TLS00; adapted (a) CIELAB data

	$L^*=L^*_a$	a^*_a	b^*_a	$C^*_{ab,a}$	$h^*_{ab,a}$
OMa	50.5	76.92	64.55	100.42	40
YMa	92.66	-20.69	90.75	93.08	103
LMa	83.63	-82.75	79.9	115.04	136
CMa	86.88	-46.16	-13.55	48.12	196
VMa	30.39	76.06	-103.59	128.52	306
MMa	57.3	94.35	-58.41	110.97	328
NMa	0.01	0.0	0.0	0.0	0
WMa	95.41	0.0	0.0	0.0	0
RCIE	39.92	58.74	27.99	65.07	25
JCIE	81.26	-2.88	71.56	71.62	92
GCIE	52.23	-42.41	13.6	44.55	162
BCIE	30.57	1.41	-46.46	46.49	272

%Gamut
 $u^*_{rel} = 158$
 %Regularity
 $g^*_{H,rel} = 20$
 $g^*_{C,rel} = 37$

relative Inform. Technology (IT)

olvi3*	1.0	1.0	1.0	(1.0)
cmyn3*	0.0	0.0	0.0	(0.0)
olvi4*	1.0	1.0	1.0	1.0
cmyn4*	0.0	0.0	0.0	0.0

standard and adapted CIELAB

LAB*LAB	95.41	0.0	0.0
LAB*LABa	95.41	0.0	0.0
LAB*TCHa	99.99	0.01	-

relative CIELAB lab*

lab*lab	1.0	0.0	0.0
lab*tch	1.0	0.0	-
lab*nch	0.0	0.0	-

relative Natural Colour (NC)

lab*lrj	1.0	0.0	0.0
lab*tce	1.0	0.0	-
lab*nce	0.0	0.0	-

relative Inform. Technology (IT)

olvi3*	1.0	0.5	0.5	(1.0)
cmyn3*	0.0	0.5	0.5	(0.0)
olvi4*	1.0	0.5	0.5	1.0
cmyn4*	0.0	0.5	0.5	0.0

standard and adapted CIELAB

LAB*LAB	72.95	38.45	32.27
LAB*LABa	72.95	38.45	32.27
LAB*TCHa	75.0	50.2	40.0

relative CIELAB lab*

lab*lab	0.765	0.383	0.321
lab*tch	0.75	0.5	0.111
lab*nch	0.0	0.5	0.111

relative Natural Colour (NC)

lab*lrj	0.765	0.471	0.167
lab*tce	0.75	0.5	0.054
lab*nce	0.0	0.5	r21j

relative Inform. Technology (IT)

olvi3*	1.0	0.0	0.0	(1.0)
cmyn3*	0.0	1.0	1.0	(0.0)
olvi4*	1.0	0.0	0.0	1.0
cmyn4*	0.0	1.0	1.0	0.0

standard and adapted CIELAB

LAB*LAB	50.5	76.9	64.54
LAB*LABa	50.5	76.9	64.54
LAB*TCHa	50.0	100.4	40.0

relative CIELAB lab*

lab*lab	0.529	0.766	0.643
lab*tch	0.5	1.0	0.111
lab*nch	0.0	1.0	0.111

relative Natural Colour (NC)

lab*lrj	0.529	0.942	0.335
lab*tce	0.5	1.0	0.054
lab*nce	0.0	1.0	r21j

relative Inform. Technology (IT)

olvi3*	0.5	0.5	0.5	(1.0)
cmyn3*	0.5	0.5	0.5	(0.0)
olvi4*	1.0	1.0	1.0	0.5
cmyn4*	0.0	0.0	0.0	0.5

standard and adapted CIELAB

LAB*LAB	47.72	0.0	0.0
LAB*LABa	47.72	0.0	0.0
LAB*TCHa	50.0	0.01	-

relative CIELAB lab*

lab*lab	0.5	0.0	0.0
lab*tch	0.5	0.0	-
lab*nch	0.5	0.0	-

relative Natural Colour (NC)

lab*lrj	0.5	0.0	0.0
lab*tce	0.5	0.0	-
lab*nce	0.5	0.0	-

relative Inform. Technology (IT)

olvi3*	0.0	0.0	0.0	(1.0)
cmyn3*	1.0	1.0	1.0	(0.0)
olvi4*	1.0	1.0	1.0	0.0
cmyn4*	0.0	0.0	0.0	1.0

standard and adapted CIELAB

LAB*LAB	0.03	0.0	0.0
LAB*LABa	0.03	0.0	0.0
LAB*TCHa	0.01	0.01	-

relative CIELAB lab*

lab*lab	0.0	0.0	0.0
lab*tch	0.0	0.0	-
lab*nch	1.0	0.0	-

relative Natural Colour (NC)

lab*lrj	0.0	0.0	0.0
lab*tce	0.0	0.0	-
lab*nce	1.0	0.0	-

relative Inform. Technology (IT)

olvi3*	0.5	0.0	0.0	(1.0)
cmyn3*	0.5	1.0	1.0	(0.0)
olvi4*	1.0	0.5	0.5	0.5
cmyn4*	0.0	0.5	0.5	0.5

standard and adapted CIELAB

LAB*LAB	25.26	38.45	32.27
LAB*LABa	25.26	38.45	32.27
LAB*TCHa	25.01	50.2	40.0

relative CIELAB lab*

lab*lab	0.265	0.383	0.321
lab*tch	0.25	0.5	0.111
lab*nch	0.5	0.5	0.111

relative Natural Colour (NC)

lab*lrj	0.265	0.471	0.167
lab*tce	0.25	0.5	0.054
lab*nce	0.5	0.5	r21j

relative Inform. Technology (IT)

olvi3*	1.0	0.0	0.0	(1.0)
cmyn3*	0.0	1.0	1.0	(0.0)
olvi4*	1.0	0.0	0.0	1.0
cmyn4*	0.0	1.0	1.0	0.0

standard and adapted CIELAB

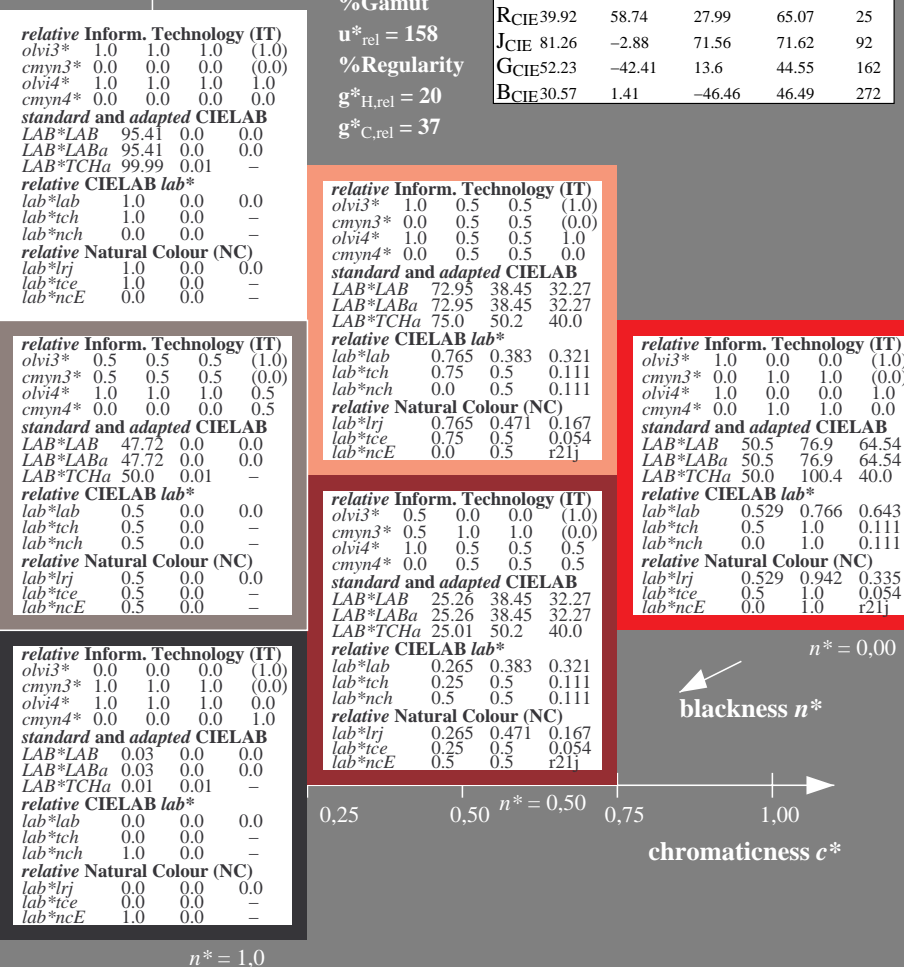
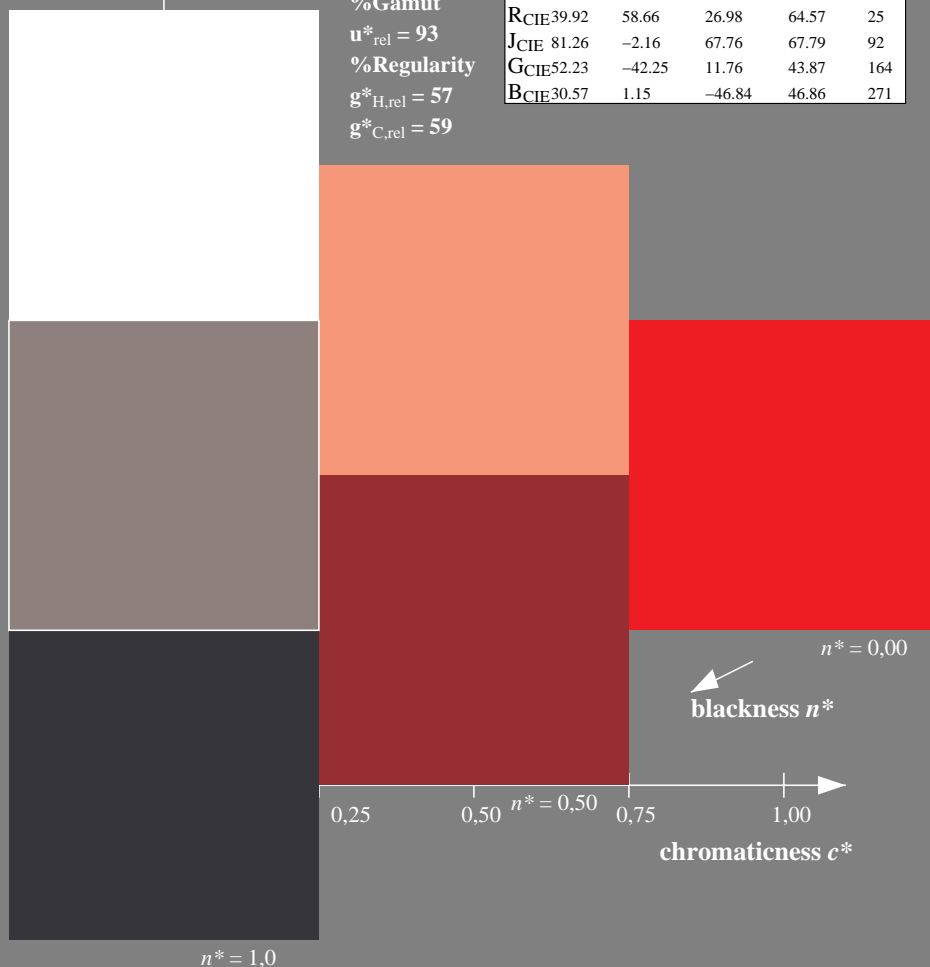
LAB*LAB	50.5	76.9	64.54
LAB*LABa	50.5	76.9	64.54
LAB*TCHa	50.0	100.4	40.0

relative CIELAB lab*

lab*lab	0.529	0.766	0.643
lab*tch	0.5	1.0	0.111
lab*nch	0.0	1.0	0.111

relative Natural Colour (NC)

lab*lrj	0.529	0.942	0.335
lab*tce	0.5	1.0	0.054
lab*nce	0.0	1.0	r21j



OE000-7, 3 step scales for constant CIELAB hue 38/360 = 0.105 (left)

3 step scales for constant CIELAB hue 40/360 = 0.111 (right)

BAM-test chart OE00; Colorimetric systems ORS18 & TLS00
 D65: 3 step colour scales and coordinate data for 10 hues

input: *cmY0* setcmykcolor*
 output: *no change compared to input*

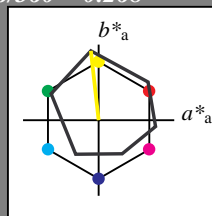
See for similar files: <http://www.ps.bam.de/OE00/>
 Technical information: <http://www.ps.bam.de> Version 2.1, io=0,0

BAM registration: 20060101-OE00/10S/S00E00NP.PS/.PDF BAM material: code=rh4ta
 application for evaluation and measurement of printer or monitor systems
 /OE00/ Form: 1/10, Serie: 1/1, Page: 1 Page count: 1

Input: Colorimetric Offset Reflective System ORS18

for hue $h^* = lab^*h = 96/360 = 0.268$
 lab^*tch and lab^*nch

D65: hue Y
 LCH*Ma: 90 92 96
 olv*Ma: 1.0 1.0 0.0
 triangle lightness t^*



ORS18; adapted (a) CIELAB data

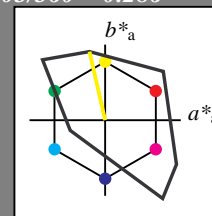
	$L^*=L^*_a$	a^*_a	b^*_a	$C^*_{ab,a}$	$h^*_{ab,a}$
O _{Ma}	47.94	65.39	50.52	82.63	38
Y _{Ma}	90.37	-10.26	91.75	92.32	96
L _{Ma}	50.9	-62.83	34.96	71.91	151
C _{Ma}	58.62	-30.34	-45.01	54.3	236
V _{Ma}	25.72	31.1	-44.4	54.22	305
M _{Ma}	48.13	75.28	-8.36	75.74	354
N _{Ma}	18.01	0.0	0.0	0.0	0
W _{Ma}	95.41	0.0	0.0	0.0	0
R _{CIE}	39.92	58.66	26.98	64.57	25
J _{CIE}	81.26	-2.16	67.76	67.79	92
G _{CIE}	52.23	-42.25	11.76	43.87	164
B _{CIE}	30.57	1.15	-46.84	46.86	271

%Gamut
 $u^*_{rel} = 93$
 %Regularity
 $g^*_{H,rel} = 57$
 $g^*_{C,rel} = 59$

Output: Colorimetric Television Luminous System TLS00

for hue $h^* = lab^*h = 103/360 = 0.286$
 lab^*tch and lab^*nch

D65: hue Y
 LCH*Ma: 93 93 103
 olv*Ma: 1.0 1.0 0.0
 triangle lightness t^*



TLS00; adapted (a) CIELAB data

	$L^*=L^*_a$	a^*_a	b^*_a	$C^*_{ab,a}$	$h^*_{ab,a}$
O _{Ma}	50.5	76.92	64.55	100.42	40
Y _{Ma}	92.66	-20.69	90.75	93.08	103
L _{Ma}	83.63	-82.75	79.9	115.04	136
C _{Ma}	86.88	-46.16	-13.55	48.12	196
V _{Ma}	30.39	76.06	-103.59	128.52	306
M _{Ma}	57.3	94.35	-58.41	110.97	328
N _{Ma}	0.01	0.0	0.0	0.0	0
W _{Ma}	95.41	0.0	0.0	0.0	0
R _{CIE}	39.92	58.74	27.99	65.07	25
J _{CIE}	81.26	-2.88	71.56	71.62	92
G _{CIE}	52.23	-42.41	13.6	44.55	162
B _{CIE}	30.57	1.41	-46.46	46.49	272

%Gamut
 $u^*_{rel} = 158$
 %Regularity
 $g^*_{H,rel} = 20$
 $g^*_{C,rel} = 37$

relative Inform. Technology (IT)

olvi3*	1.0	1.0	1.0	(1.0)
cmyn3*	0.0	0.0	0.0	(0.0)
olvi4*	1.0	1.0	1.0	1.0
cmyn4*	0.0	0.0	0.0	0.0

standard and adapted CIELAB

LAB*LAB	95.41	0.0	0.0
LAB*LABa	95.41	0.0	0.0
LAB*TCHa	99.99	0.01	-

relative CIELAB lab*

lab*lab	1.0	0.0	0.0
lab*tch	1.0	0.0	-
lab*nch	0.0	0.0	-

relative Natural Colour (NC)

lab*lrj	1.0	0.0	0.0
lab*tce	1.0	0.0	-
lab*nce	0.0	0.0	-

relative Inform. Technology (IT)

olvi3*	1.0	1.0	0.5	(1.0)
cmyn3*	0.0	0.0	0.5	(0.0)
olvi4*	1.0	1.0	0.5	1.0
cmyn4*	0.0	0.0	0.5	0.0

standard and adapted CIELAB

LAB*LAB	94.03	-10.34	45.37
LAB*LABa	94.03	-10.34	45.37
LAB*TCHa	75.0	46.53	102.85

relative CIELAB lab*

lab*lab	0.985	-0.11	0.487
lab*tch	0.75	0.5	0.286
lab*nch	0.0	0.5	0.286

relative Natural Colour (NC)

lab*lrj	0.985	-0.116	0.486
lab*tce	0.75	0.5	0.288
lab*nce	0.0	0.5	j15g

relative Inform. Technology (IT)

olvi3*	1.0	1.0	0.0	(1.0)
cmyn3*	0.0	0.0	0.0	(0.0)
olvi4*	1.0	1.0	0.0	1.0
cmyn4*	0.0	0.0	0.0	0.0

standard and adapted CIELAB

LAB*LAB	92.65	-20.69	90.73
LAB*LABa	92.65	-20.69	90.73
LAB*TCHa	50.0	93.06	102.85

relative CIELAB lab*

lab*lab	0.971	-0.221	0.975
lab*tch	0.5	1.0	0.286
lab*nch	0.0	1.0	0.286

relative Natural Colour (NC)

lab*lrj	0.971	-0.233	0.972
lab*tce	0.5	1.0	0.288
lab*nce	0.0	1.0	j15g

relative Inform. Technology (IT)

olvi3*	0.5	0.5	0.5	(1.0)
cmyn3*	0.5	0.5	0.5	(0.0)
olvi4*	1.0	1.0	1.0	0.5
cmyn4*	0.0	0.0	0.0	0.5

standard and adapted CIELAB

LAB*LAB	47.72	0.0	0.0
LAB*LABa	47.72	0.0	0.0
LAB*TCHa	50.0	0.01	-

relative CIELAB lab*

lab*lab	0.5	0.0	0.0
lab*tch	0.5	0.0	-
lab*nch	0.5	0.0	-

relative Natural Colour (NC)

lab*lrj	0.5	0.0	0.0
lab*tce	0.5	0.0	-
lab*nce	0.5	0.0	-

relative Inform. Technology (IT)

olvi3*	0.5	0.5	0.0	(1.0)
cmyn3*	0.5	0.5	1.0	(0.0)
olvi4*	1.0	1.0	0.5	0.5
cmyn4*	0.0	0.0	0.5	0.5

standard and adapted CIELAB

LAB*LAB	46.34	-10.34	45.37
LAB*LABa	46.34	-10.34	45.37
LAB*TCHa	25.01	46.53	102.85

relative CIELAB lab*

lab*lab	0.486	-0.11	0.487
lab*tch	0.25	0.5	0.286
lab*nch	0.5	0.5	0.286

relative Natural Colour (NC)

lab*lrj	0.486	-0.116	0.486
lab*tce	0.25	0.5	0.288
lab*nce	0.5	0.5	j15g

relative Inform. Technology (IT)

olvi3*	0.0	0.0	0.0	(1.0)
cmyn3*	1.0	1.0	1.0	(0.0)
olvi4*	1.0	1.0	1.0	0.0
cmyn4*	0.0	0.0	0.0	1.0

standard and adapted CIELAB

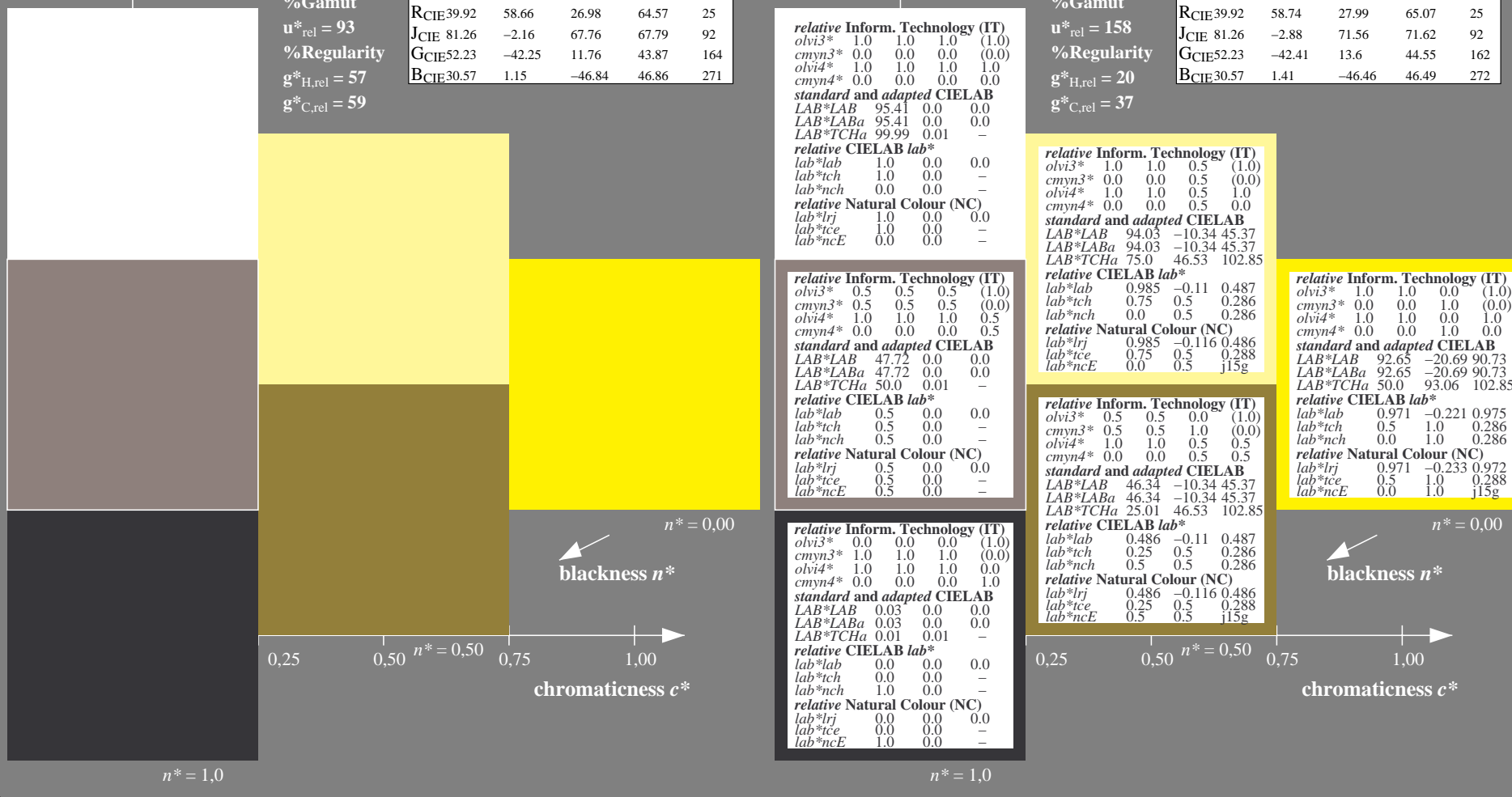
LAB*LAB	0.03	0.0	0.0
LAB*LABa	0.03	0.0	0.0
LAB*TCHa	0.01	0.01	-

relative CIELAB lab*

lab*lab	0.0	0.0	0.0
lab*tch	0.0	0.0	-
lab*nch	1.0	0.0	-

relative Natural Colour (NC)

lab*lrj	0.0	0.0	0.0
lab*tce	0.0	0.0	-
lab*nce	1.0	0.0	-



OE00-7, 3 step scales for constant CIELAB hue 96/360 = 0.268 (left)

3 step scales for constant CIELAB hue 103/360 = 0.286 (right)

BAM-test chart OE00; Colorimetric systems ORS18 & TLS00
 D65: 3 step colour scales and coordinate data for 10 hues

input: $cmY0^*$ setcmYcolor
 output: no change compared to input

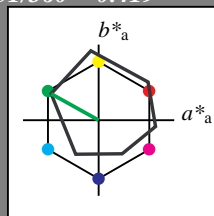
See for similar files: <http://www.ps.bam.de/OE00/>
 Technical information: <http://www.ps.bam.de> Version 2.1, io=0,0

BAM registration: 20060101-OE00/10S/S00E01NP.PS/.PDF BAM material: code=rh4ta
 application for evaluation and measurement of printer or monitor systems
 /OE00/ Form 2/10, Serie: 1/1, Page: 2 Page count: 2

Input: Colorimetric Offset Reflective System ORS18

for hue $h^* = lab^*h = 151/360 = 0.419$
 lab^*tch and lab^*nch

D65: hue L
 LCH*Ma: 51 72 151
 olv*Ma: 0.0 1.0 0.0
 triangle lightness t^*



ORS18; adapted (a) CIELAB data

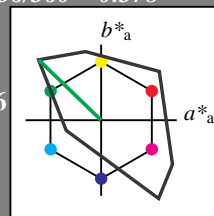
	$L^*=L^*_a$	a^*_a	b^*_a	$C^*_{ab,a}$	$h^*_{ab,a}$
O _{Ma}	47.94	65.39	50.52	82.63	38
Y _{Ma}	90.37	-10.26	91.75	92.32	96
L _{Ma}	50.9	-62.83	34.96	71.91	151
C _{Ma}	58.62	-30.34	-45.01	54.3	236
V _{Ma}	25.72	31.1	-44.4	54.22	305
M _{Ma}	48.13	75.28	-8.36	75.74	354
N _{Ma}	18.01	0.0	0.0	0.0	0
W _{Ma}	95.41	0.0	0.0	0.0	0
R _{CIE}	39.92	58.66	26.98	64.57	25
J _{CIE}	81.26	-2.16	67.76	67.79	92
G _{CIE}	52.23	-42.25	11.76	43.87	164
B _{CIE}	30.57	1.15	-46.84	46.86	271

%Gamut
 $u^*_{rel} = 93$
 %Regularity
 $g^*_{H,rel} = 57$
 $g^*_{C,rel} = 59$

Output: Colorimetric Television Luminous System TLS00

for hue $h^* = lab^*h = 136/360 = 0.378$
 lab^*tch and lab^*nch

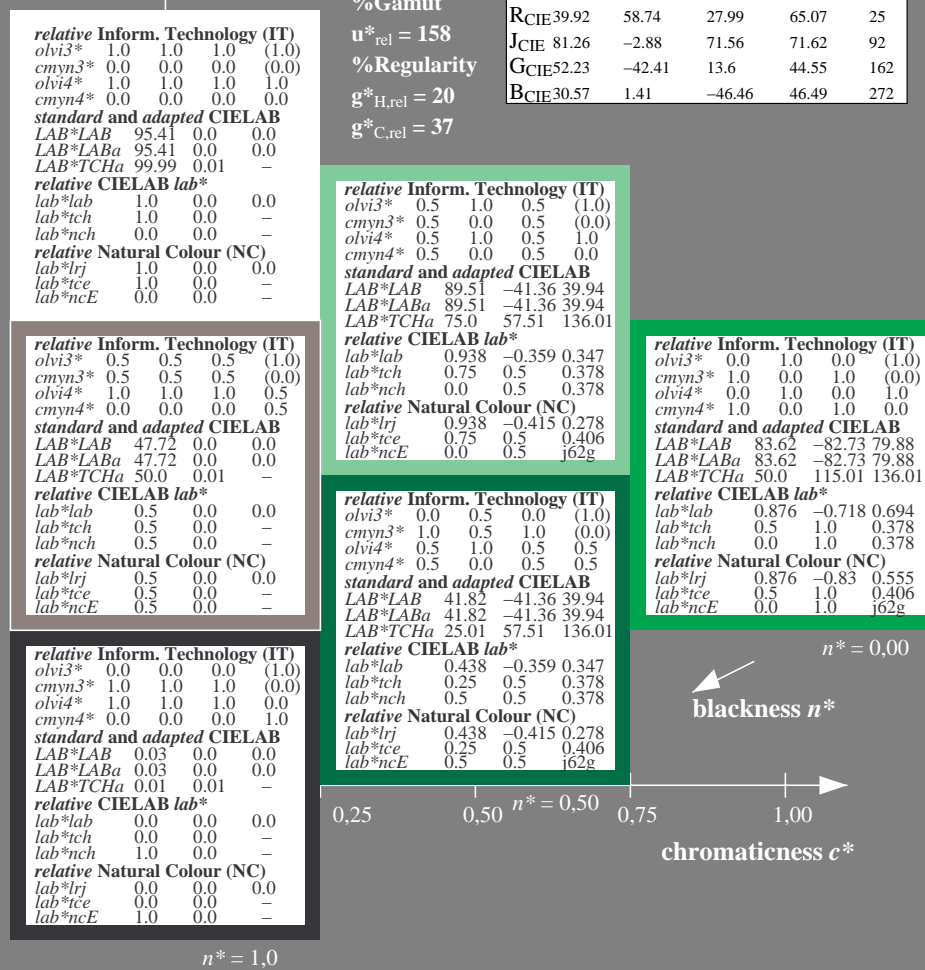
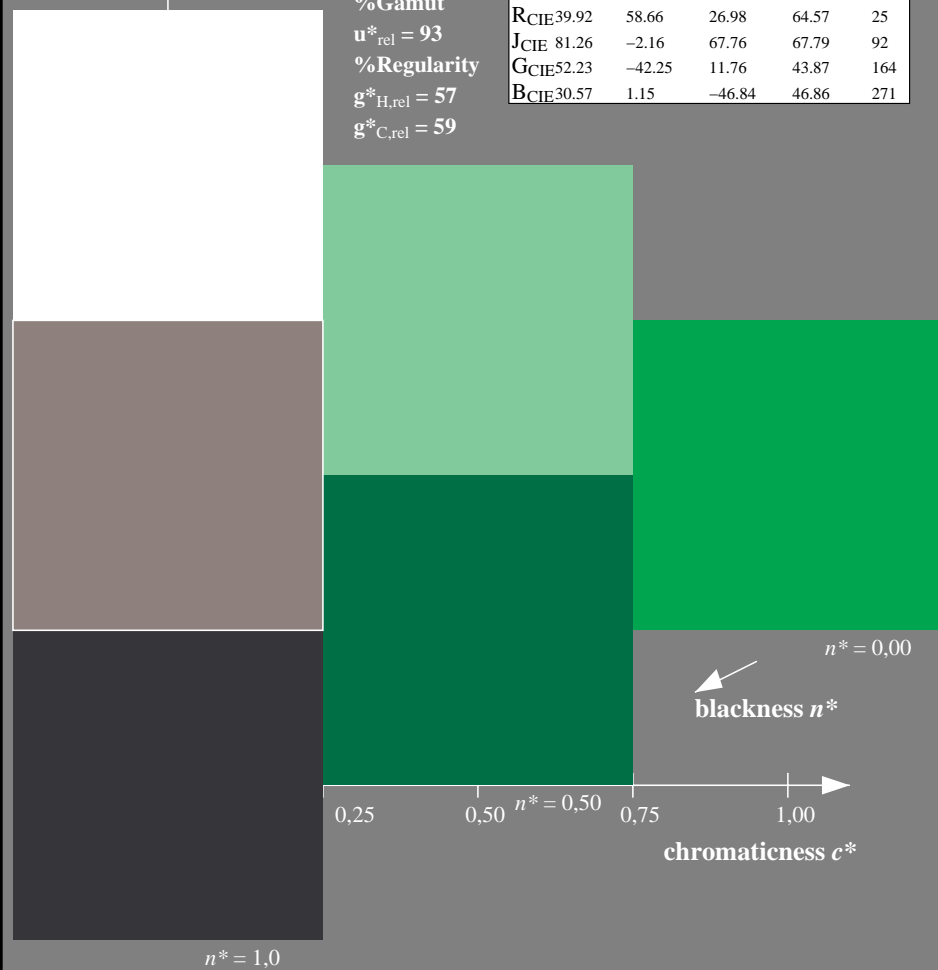
D65: hue L
 LCH*Ma: 84 115 136
 olv*Ma: 0.0 1.0 0.0
 triangle lightness t^*



TLS00; adapted (a) CIELAB data

	$L^*=L^*_a$	a^*_a	b^*_a	$C^*_{ab,a}$	$h^*_{ab,a}$
O _{Ma}	50.5	76.92	64.55	100.42	40
Y _{Ma}	92.66	-20.69	90.75	93.08	103
L _{Ma}	83.63	-82.75	79.9	115.04	136
C _{Ma}	86.88	-46.16	-13.55	48.12	196
V _{Ma}	30.39	76.06	-103.59	128.52	306
M _{Ma}	57.3	94.35	-58.41	110.97	328
N _{Ma}	0.01	0.0	0.0	0.0	0
W _{Ma}	95.41	0.0	0.0	0.0	0
R _{CIE}	39.92	58.74	27.99	65.07	25
J _{CIE}	81.26	-2.88	71.56	71.62	92
G _{CIE}	52.23	-42.41	13.6	44.55	162
B _{CIE}	30.57	1.41	-46.46	46.49	272

%Gamut
 $u^*_{rel} = 158$
 %Regularity
 $g^*_{H,rel} = 20$
 $g^*_{C,rel} = 37$



OE00-7, 3 step scales for constant CIELAB hue 151/360 = 0.419 (left)

3 step scales for constant CIELAB hue 136/360 = 0.378 (right)

BAM-test chart OE00; Colorimetric systems ORS18 & TLS00
 D65: 3 step colour scales and coordinate data for 10 hues

input: $cmY0^* setcmykcolor$
 output: no change compared to input

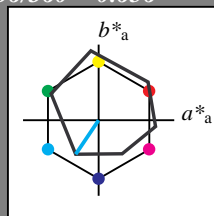
See for similar files: <http://www.ps.bam.de/OE00/>
 Technical information: <http://www.ps.bam.de> Version 2.1, io=0,0

BAM registration: 20060101-OE00/10S/S00E02NP.PS/.PDF BAM material: code=rh4ta
 application for evaluation and measurement of printer or monitor systems
 /OE00/ Form: 3/10, Serie: 1/1, Page: 3 Page count: 3

Input: Colorimetric Offset Reflective System ORS18

for hue $h^* = lab^*h = 236/360 = 0.656$
 lab^*tch and lab^*nch

D65: hue C
 LCH*Ma: 59 54 236
 olv*Ma: 0.0 1.0 1.0
 triangle lightness t^*



ORS18; adapted (a) CIELAB data

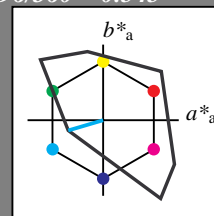
	$L^*=L^*_a$	a^*_a	b^*_a	$C^*_{ab,a}$	$h^*_{ab,a}$
OMa	47.94	65.39	50.52	82.63	38
YMa	90.37	-10.26	91.75	92.32	96
LMa	50.9	-62.83	34.96	71.91	151
CMa	58.62	-30.34	-45.01	54.3	236
VMa	25.72	31.1	-44.4	54.22	305
MMa	48.13	75.28	-8.36	75.74	354
NMa	18.01	0.0	0.0	0.0	0
WMa	95.41	0.0	0.0	0.0	0
RCIE	39.92	58.66	26.98	64.57	25
JCIE	81.26	-2.16	67.76	67.79	92
GCIE	52.23	-42.25	11.76	43.87	164
BCIE	30.57	1.15	-46.84	46.86	271

%Gamut
 $u^*_{rel} = 93$
 %Regularity
 $g^*_{H,rel} = 57$
 $g^*_{C,rel} = 59$

Output: Colorimetric Television Luminous System TLS00

for hue $h^* = lab^*h = 196/360 = 0.545$
 lab^*tch and lab^*nch

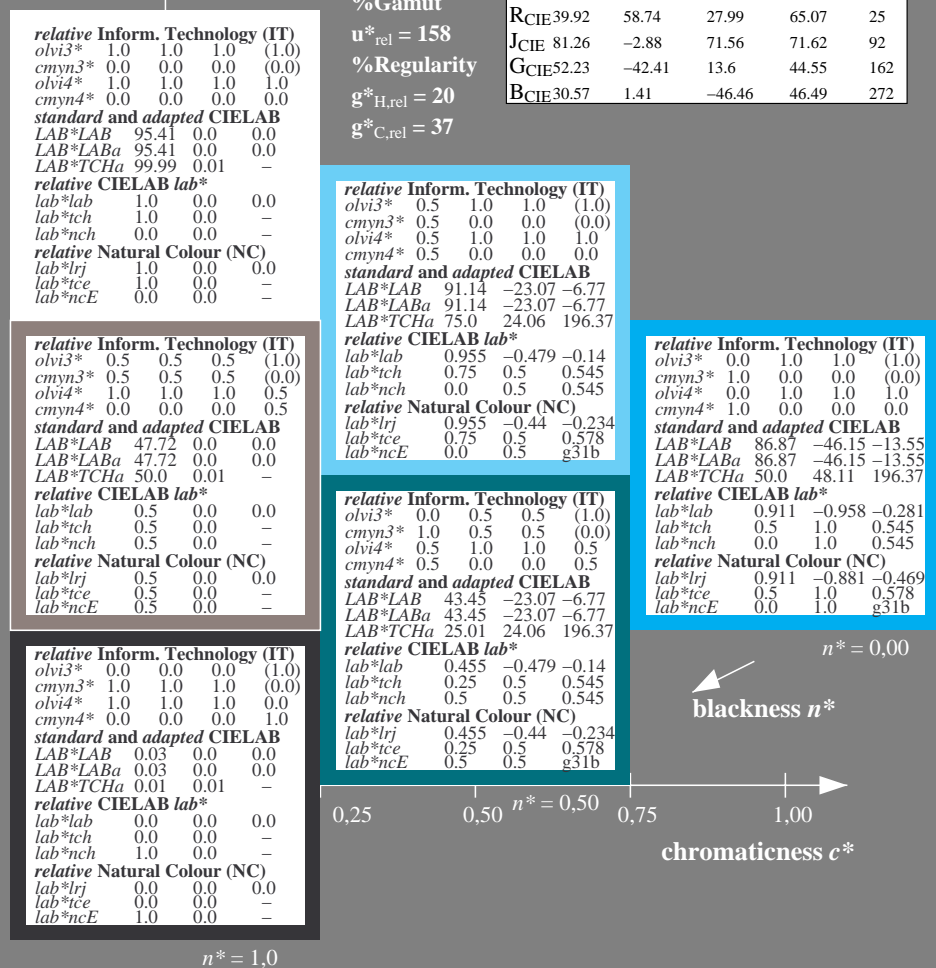
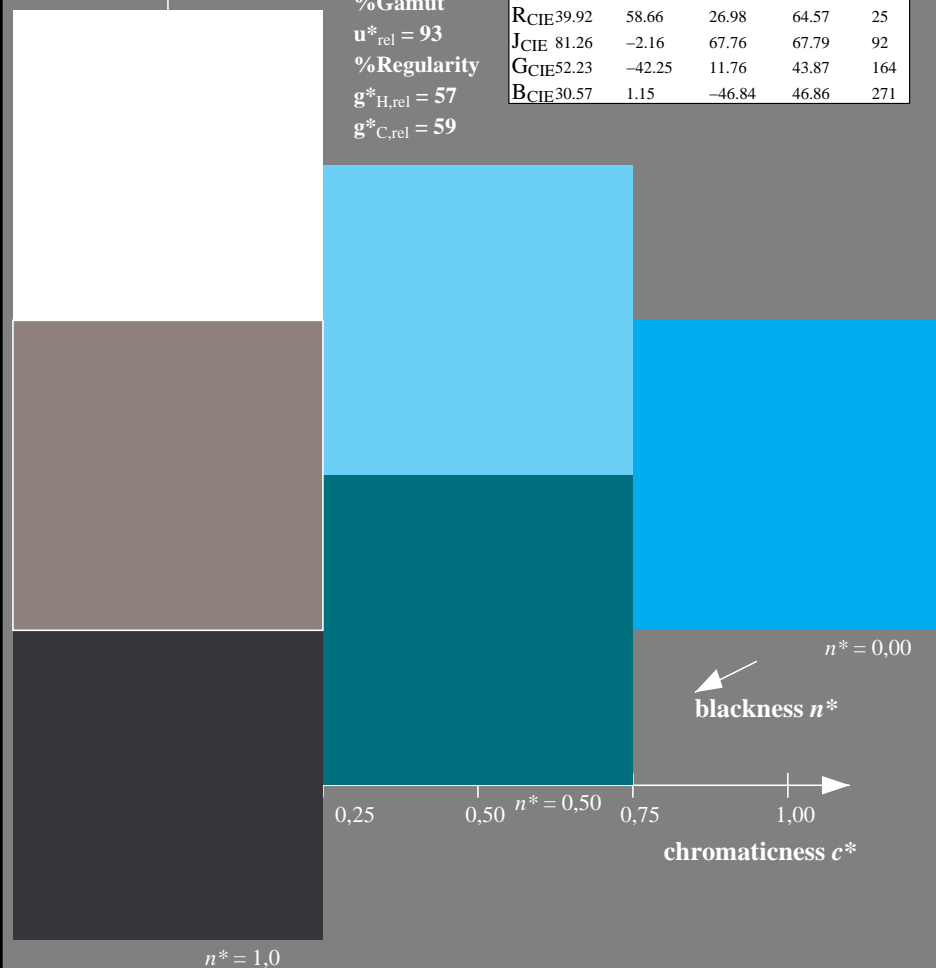
D65: hue C
 LCH*Ma: 87 48 196
 olv*Ma: 0.0 1.0 1.0
 triangle lightness t^*



TLS00; adapted (a) CIELAB data

	$L^*=L^*_a$	a^*_a	b^*_a	$C^*_{ab,a}$	$h^*_{ab,a}$
OMa	50.5	76.92	64.55	100.42	40
YMa	92.66	-20.69	90.75	93.08	103
LMa	83.63	-82.75	79.9	115.04	136
CMa	86.88	-46.16	-13.55	48.12	196
VMa	30.39	76.06	-103.59	128.52	306
MMa	57.3	94.35	-58.41	110.97	328
NMa	0.01	0.0	0.0	0.0	0
WMa	95.41	0.0	0.0	0.0	0
RCIE	39.92	58.74	27.99	65.07	25
JCIE	81.26	-2.88	71.56	71.62	92
GCIE	52.23	-42.41	13.6	44.55	162
BCIE	30.57	1.41	-46.46	46.49	272

%Gamut
 $u^*_{rel} = 158$
 %Regularity
 $g^*_{H,rel} = 20$
 $g^*_{C,rel} = 37$



OE00-7, 3 step scales for constant CIELAB hue 236/360 = 0.656 (left)

3 step scales for constant CIELAB hue 196/360 = 0.545 (right)

BAM-test chart OE00; Colorimetric systems ORS18 & TLS00
 D65: 3 step colour scales and coordinate data for 10 hues

input: $cmy0^*$ setcmykcolor
 output: no change compared to input

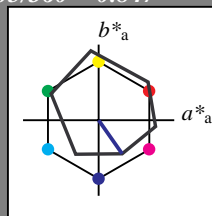
See for similar files: <http://www.ps.bam.de/OE00/>
 Technical information: <http://www.ps.bam.de>
 Version 2.1, io=0,0

BAM registration: 20060101-OE00/10S/S00E03NP.PS/.PDF BAM material: code=rh4ta
 application for evaluation and measurement of printer or monitor systems
 /OE00/ Form 4/10, Serie: 1/1, Page: 4 Page count: 4

Input: Colorimetric Offset Reflective System ORS18

for hue $h^* = lab^*h = 305/360 = 0.847$
 lab^*tch and lab^*nch

D65: hue V
 LCH*Ma: 26 54 305
 olv*Ma: 0.0 0.0 1.0
 triangle lightness t^*



ORS18; adapted (a) CIELAB data

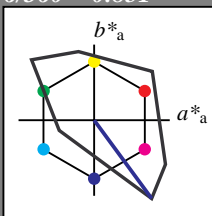
	$L^*=L^*_a$	a^*_a	b^*_a	$C^*_{ab,a}$	$h^*_{ab,a}$
O _{Ma}	47.94	65.39	50.52	82.63	38
Y _{Ma}	90.37	-10.26	91.75	92.32	96
L _{Ma}	50.9	-62.83	34.96	71.91	151
C _{Ma}	58.62	-30.34	-45.01	54.3	236
V _{Ma}	25.72	31.1	-44.4	54.22	305
M _{Ma}	48.13	75.28	-8.36	75.74	354
N _{Ma}	18.01	0.0	0.0	0.0	0
W _{Ma}	95.41	0.0	0.0	0.0	0
R _{CIE}	39.92	58.66	26.98	64.57	25
J _{CIE}	81.26	-2.16	67.76	67.79	92
G _{CIE}	52.23	-42.25	11.76	43.87	164
B _{CIE}	30.57	1.15	-46.84	46.86	271

%Gamut
 $u^*_{rel} = 93$
 %Regularity
 $g^*_{H,rel} = 57$
 $g^*_{C,rel} = 59$

Output: Colorimetric Television Luminous System TLS00

for hue $h^* = lab^*h = 306/360 = 0.851$
 lab^*tch and lab^*nch

D65: hue V
 LCH*Ma: 30 129 306
 olv*Ma: 0.0 0.0 1.0
 triangle lightness t^*



TLS00; adapted (a) CIELAB data

	$L^*=L^*_a$	a^*_a	b^*_a	$C^*_{ab,a}$	$h^*_{ab,a}$
O _{Ma}	50.5	76.92	64.55	100.42	40
Y _{Ma}	92.66	-20.69	90.75	93.08	103
L _{Ma}	83.63	-82.75	79.9	115.04	136
C _{Ma}	86.88	-46.16	-13.55	48.12	196
V _{Ma}	30.39	76.06	-103.59	128.52	306
M _{Ma}	57.3	94.35	-58.41	110.97	328
N _{Ma}	0.01	0.0	0.0	0.0	0
W _{Ma}	95.41	0.0	0.0	0.0	0
R _{CIE}	39.92	58.74	27.99	65.07	25
J _{CIE}	81.26	-2.88	71.56	71.62	92
G _{CIE}	52.23	-42.41	13.6	44.55	162
B _{CIE}	30.57	1.41	-46.46	46.49	272

%Gamut
 $u^*_{rel} = 158$
 %Regularity
 $g^*_{H,rel} = 20$
 $g^*_{C,rel} = 37$

relative Inform. Technology (IT)

olvi3*	1.0	1.0	1.0	(1.0)
cmyn3*	0.0	0.0	0.0	(0.0)
olvi4*	1.0	1.0	1.0	1.0
cmyn4*	0.0	0.0	0.0	0.0

standard and adapted CIELAB

LAB*LAB	95.41	0.0	0.0
LAB*LABa	95.41	0.0	0.0
LAB*TCHa	99.99	0.01	-

relative CIELAB lab*

lab*lab	1.0	0.0	0.0
lab*tch	1.0	0.0	-
lab*nch	0.0	0.0	-

relative Natural Colour (NC)

lab*lrj	1.0	0.0	0.0
lab*tce	1.0	0.0	-
lab*nce	0.0	0.0	-

relative Inform. Technology (IT)

olvi3*	0.5	0.5	1.0	(1.0)
cmyn3*	0.5	0.5	0.0	(0.0)
olvi4*	0.5	0.5	1.0	1.0
cmyn4*	0.5	0.5	0.0	0.0

standard and adapted CIELAB

LAB*LAB	62.9	38.02	-51.78
LAB*LABa	62.9	38.02	-51.78
LAB*TCHa	75.0	64.25	306.29

relative CIELAB lab*

lab*lab	0.659	0.296	-0.402
lab*tch	0.75	0.5	0.851
lab*nch	0.0	0.5	0.851

relative Natural Colour (NC)

lab*lrj	0.659	0.23	-0.443
lab*tce	0.75	0.5	0.826
lab*nce	0.0	0.5	b30r

relative Inform. Technology (IT)

olvi3*	0.5	0.5	0.5	(1.0)
cmyn3*	0.5	0.5	0.5	(0.0)
olvi4*	1.0	1.0	1.0	0.5
cmyn4*	0.0	0.0	0.0	0.5

standard and adapted CIELAB

LAB*LAB	47.72	0.0	0.0
LAB*LABa	47.72	0.0	0.0
LAB*TCHa	50.0	0.01	-

relative CIELAB lab*

lab*lab	0.5	0.0	0.0
lab*tch	0.5	0.0	-
lab*nch	0.5	0.0	-

relative Natural Colour (NC)

lab*lrj	0.5	0.0	0.0
lab*tce	0.5	0.0	-
lab*nce	0.5	0.0	-

relative Inform. Technology (IT)

olvi3*	0.0	0.0	0.5	(1.0)
cmyn3*	1.0	1.0	0.5	(0.0)
olvi4*	0.5	0.5	1.0	0.5
cmyn4*	0.5	0.5	0.0	0.5

standard and adapted CIELAB

LAB*LAB	15.21	38.02	-51.78
LAB*LABa	15.21	38.02	-51.78
LAB*TCHa	25.01	64.25	306.29

relative CIELAB lab*

lab*lab	0.159	0.296	-0.402
lab*tch	0.25	0.5	0.851
lab*nch	0.5	0.5	0.851

relative Natural Colour (NC)

lab*lrj	0.159	0.23	-0.443
lab*tce	0.25	0.5	0.826
lab*nce	0.5	0.5	b30r

relative Inform. Technology (IT)

olvi3*	0.0	0.0	1.0	(1.0)
cmyn3*	1.0	1.0	0.0	(0.0)
olvi4*	0.0	0.0	1.0	1.0
cmyn4*	1.0	1.0	0.0	0.0

standard and adapted CIELAB

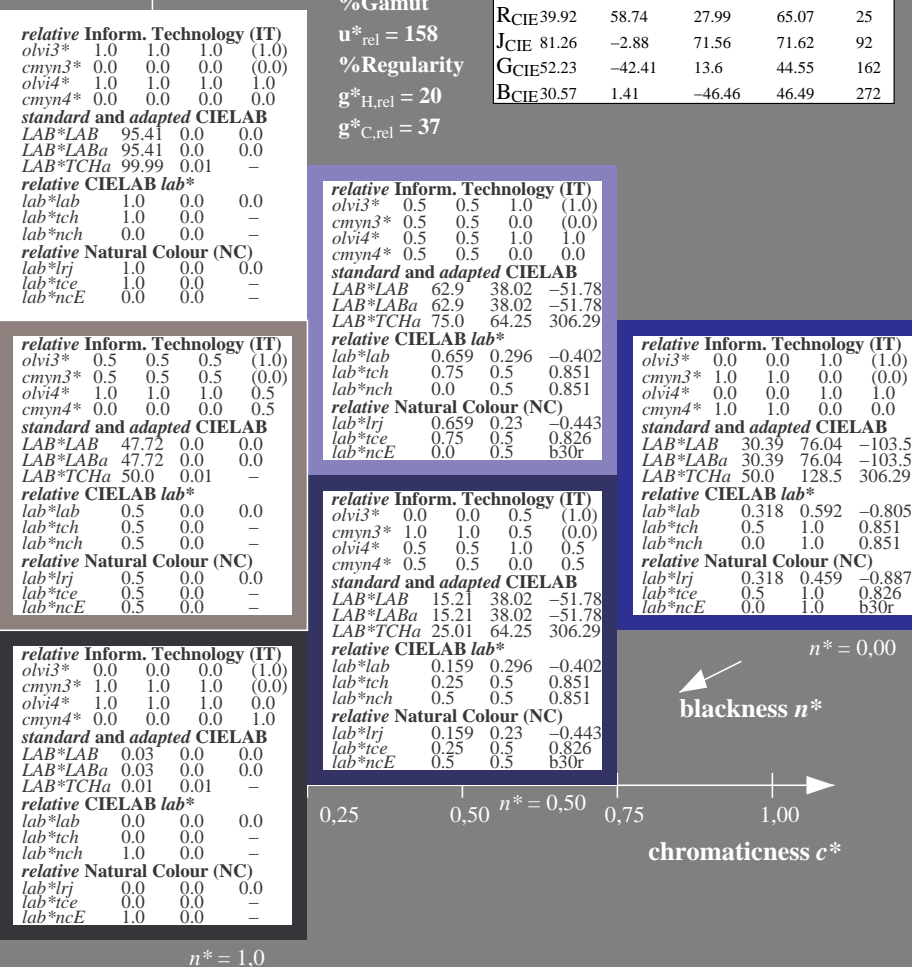
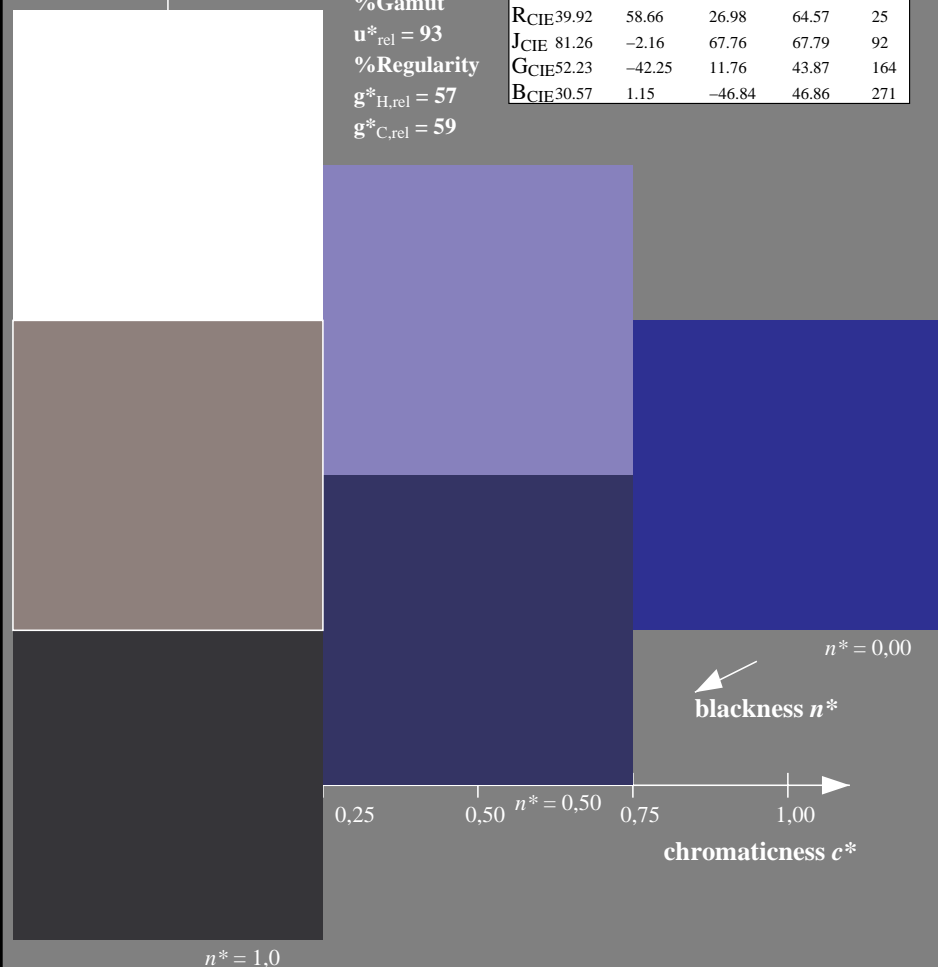
LAB*LAB	30.39	76.04	-103.5
LAB*LABa	30.39	76.04	-103.5
LAB*TCHa	50.0	128.5	306.29

relative CIELAB lab*

lab*lab	0.318	0.592	-0.805
lab*tch	0.5	1.0	0.851
lab*nch	0.0	1.0	0.851

relative Natural Colour (NC)

lab*lrj	0.318	0.459	-0.887
lab*tce	0.5	1.0	0.826
lab*nce	0.0	1.0	b30r



OE000-7, 3 step scales for constant CIELAB hue 305/360 = 0.847 (left)

3 step scales for constant CIELAB hue 306/360 = 0.851 (right)

BAM-test chart OE00; Colorimetric systems ORS18 & TLS00
 D65: 3 step colour scales and coordinate data for 10 hues

input: $cmY0^*$ setcmYcolor
 output: no change compared to input

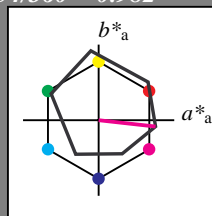
See for similar files: <http://www.ps.bam.de/OE00/>
 Technical information: <http://www.ps.bam.de> Version 2.1, io=0,0

BAM registration: 20060101-OE00/10S/S00E04NP.PS/.PDF BAM material: code=rh4ta
 application for evaluation and measurement of printer or monitor systems
 /OE00/ Form: 5/10, Serie: 1/1, Page: 5 Page count: 5

Input: Colorimetric Offset Reflective System ORS18

for hue $h^* = lab^*h = 354/360 = 0.982$
 lab^*tch and lab^*nch

D65: hue M
 LCH*Ma: 48 76 354
 olv*Ma: 1.0 0.0 1.0
 triangle lightness t^*



ORS18; adapted (a) CIELAB data

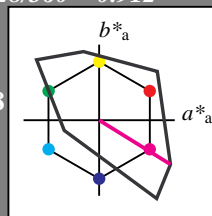
	$L^*=L^*_a$	a^*_a	b^*_a	$C^*_{ab,a}$	$h^*_{ab,a}$
OMa	47.94	65.39	50.52	82.63	38
YMa	90.37	-10.26	91.75	92.32	96
LMa	50.9	-62.83	34.96	71.91	151
CMa	58.62	-30.34	-45.01	54.3	236
VMa	25.72	31.1	-44.4	54.22	305
MMa	48.13	75.28	-8.36	75.74	354
NMa	18.01	0.0	0.0	0.0	0
WMa	95.41	0.0	0.0	0.0	0
RCIE	39.92	58.66	26.98	64.57	25
JCIE	81.26	-2.16	67.76	67.79	92
GCIE	52.23	-42.25	11.76	43.87	164
BCIE	30.57	1.15	-46.84	46.86	271

%Gamut
 $u^*_{rel} = 93$
 %Regularity
 $g^*_{H,rel} = 57$
 $g^*_{C,rel} = 59$

Output: Colorimetric Television Luminous System TLS00

for hue $h^* = lab^*h = 328/360 = 0.912$
 lab^*tch and lab^*nch

D65: hue M
 LCH*Ma: 57 111 328
 olv*Ma: 1.0 0.0 1.0
 triangle lightness t^*



TLS00; adapted (a) CIELAB data

	$L^*=L^*_a$	a^*_a	b^*_a	$C^*_{ab,a}$	$h^*_{ab,a}$
OMa	50.5	76.92	64.55	100.42	40
YMa	92.66	-20.69	90.75	93.08	103
LMa	83.63	-82.75	79.9	115.04	136
CMa	86.88	-46.16	-13.55	48.12	196
VMa	30.39	76.06	-103.59	128.52	306
MMa	57.3	94.35	-58.41	110.97	328
NMa	0.01	0.0	0.0	0.0	0
WMa	95.41	0.0	0.0	0.0	0
RCIE	39.92	58.74	27.99	65.07	25
JCIE	81.26	-2.88	71.56	71.62	92
GCIE	52.23	-42.41	13.6	44.55	162
BCIE	30.57	1.41	-46.46	46.49	272

%Gamut
 $u^*_{rel} = 158$
 %Regularity
 $g^*_{H,rel} = 20$
 $g^*_{C,rel} = 37$

relative Inform. Technology (IT)

olvi3*	1.0	1.0	1.0	(1.0)
cmyn3*	0.0	0.0	0.0	(0.0)
olvi4*	1.0	1.0	1.0	1.0
cmyn4*	0.0	0.0	0.0	0.0

standard and adapted CIELAB

LAB*LAB	95.41	0.0	0.0
LAB*LABa	95.41	0.0	0.0
LAB*TCHa	99.99	0.01	-

relative CIELAB lab*

lab*lab	1.0	0.0	0.0
lab*tch	1.0	0.0	-
lab*nch	0.0	0.0	-

relative Natural Colour (NC)

lab*lrj	1.0	0.0	0.0
lab*tce	1.0	0.0	-
lab*nce	0.0	0.0	-

relative Inform. Technology (IT)

olvi3*	1.0	0.5	1.0	(1.0)
cmyn3*	0.0	0.5	0.0	(0.0)
olvi4*	1.0	0.5	1.0	1.0
cmyn4*	0.0	0.5	0.0	0.0

standard and adapted CIELAB

LAB*LAB	76.35	47.17	-29.19
LAB*LABa	76.35	47.17	-29.19
LAB*TCHa	75.0	55.47	328.23

relative CIELAB lab*

lab*lab	0.8	0.425	-0.262
lab*tch	0.75	0.5	0.912
lab*nch	0.0	0.5	0.912

relative Natural Colour (NC)

lab*lrj	0.8	0.352	-0.354
lab*tce	0.75	0.5	0.874
lab*nce	0.0	0.5	b49r

relative Inform. Technology (IT)

olvi3*	0.5	0.5	0.5	(1.0)
cmyn3*	0.5	0.5	0.5	(0.0)
olvi4*	1.0	1.0	1.0	0.5
cmyn4*	0.0	0.0	0.0	0.5

standard and adapted CIELAB

LAB*LAB	47.72	0.0	0.0
LAB*LABa	47.72	0.0	0.0
LAB*TCHa	50.0	0.01	-

relative CIELAB lab*

lab*lab	0.5	0.0	0.0
lab*tch	0.5	0.0	-
lab*nch	0.5	0.0	-

relative Natural Colour (NC)

lab*lrj	0.5	0.0	0.0
lab*tce	0.5	0.0	-
lab*nce	0.5	0.0	-

relative Inform. Technology (IT)

olvi3*	0.5	0.0	0.5	(1.0)
cmyn3*	0.5	1.0	0.5	(0.0)
olvi4*	1.0	0.5	1.0	0.5
cmyn4*	0.0	0.5	0.0	0.5

standard and adapted CIELAB

LAB*LAB	28.66	47.17	-29.19
LAB*LABa	28.66	47.17	-29.19
LAB*TCHa	25.01	55.47	328.23

relative CIELAB lab*

lab*lab	0.3	0.425	-0.262
lab*tch	0.25	0.5	0.912
lab*nch	0.5	0.5	0.912

relative Natural Colour (NC)

lab*lrj	0.3	0.352	-0.354
lab*tce	0.25	0.5	0.874
lab*nce	0.5	0.5	b49r

relative Inform. Technology (IT)

olvi3*	1.0	0.0	1.0	(1.0)
cmyn3*	0.0	1.0	0.0	(0.0)
olvi4*	1.0	0.0	1.0	1.0
cmyn4*	0.0	1.0	0.0	0.0

standard and adapted CIELAB

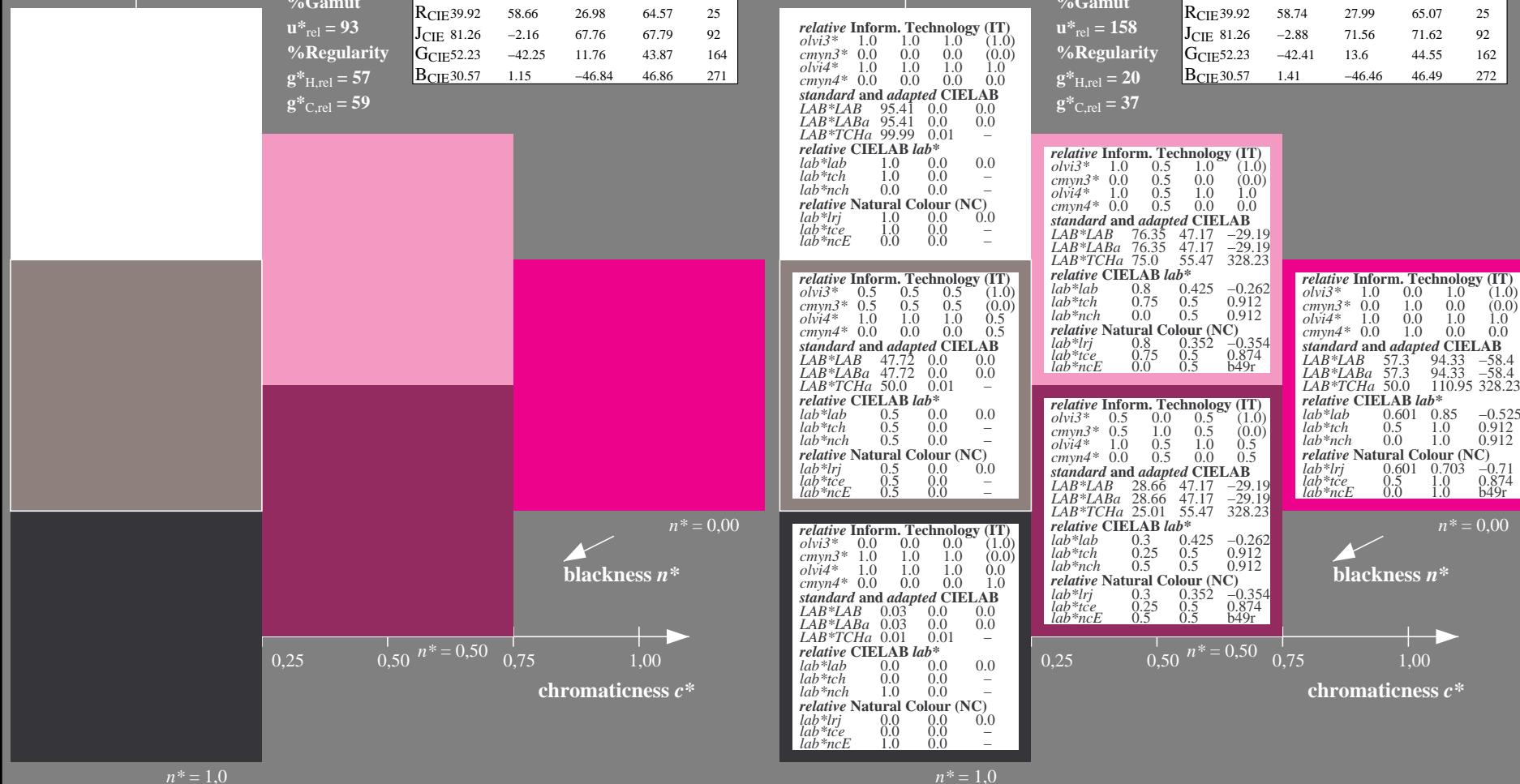
LAB*LAB	57.3	94.33	-58.4
LAB*LABa	57.3	94.33	-58.4
LAB*TCHa	50.0	110.95	328.23

relative CIELAB lab*

lab*lab	0.601	0.85	-0.525
lab*tch	0.5	1.0	0.912
lab*nch	0.0	1.0	0.912

relative Natural Colour (NC)

lab*lrj	0.601	0.703	-0.71
lab*tce	0.5	1.0	0.874
lab*nce	0.0	1.0	b49r



OE000-7, 3 step scales for constant CIELAB hue 354/360 = 0.982 (left)

3 step scales for constant CIELAB hue 328/360 = 0.912 (right)

BAM-test chart OE00; Colorimetric systems ORS18 & TLS00
 D65: 3 step colour scales and coordinate data for 10 hues

input: $cmY0^*$ setcmYcolor
 output: no change compared to input

See for similar files: <http://www.ps.bam.de/OE00/>
 Technical information: <http://www.ps.bam.de> Version 2.1, io=0,0

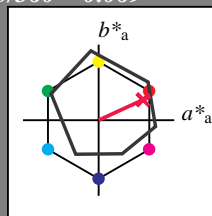
BAM registration: 20060101-OE00/10S/S00E05NP.PS/.PDF BAM material: code=rh4ta
 application for evaluation and measurement of printer or monitor systems
 /OE00/ Form: 6/10, Serie: 1/1, Page: 6 Page count: 6

Input: Colorimetric Offset Reflective System ORS18

for hue $h^* = lab^*h = 25/360 = 0.069$
 lab^*tch and lab^*nch

D65: hue R
 LCH*Ma: 48 75 25
 olv*Ma: 1.0 0.0 0.32

triangle lightness t^*



ORS18; adapted (a) CIELAB data

	$L^*=L^*_a$	a^*_a	b^*_a	$C^*_{ab,a}$	$h^*_{ab,a}$
OMa	47.94	65.39	50.52	82.63	38
YMa	90.37	-10.26	91.75	92.32	96
LMa	50.9	-62.83	34.96	71.91	151
CMa	58.62	-30.34	-45.01	54.3	236
VMa	25.72	31.1	-44.4	54.22	305
MMa	48.13	75.28	-8.36	75.74	354
NMa	18.01	0.0	0.0	0.0	0
WMa	95.41	0.0	0.0	0.0	0
RCIE	39.92	58.66	26.98	64.57	25
JCIE	81.26	-2.16	67.76	67.79	92
GCIE	52.23	-42.25	11.76	43.87	164
BCIE	30.57	1.15	-46.84	46.86	271

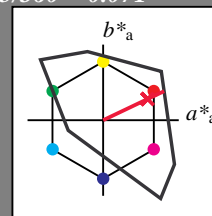
%Gamut
 $u^*_{rel} = 93$
 %Regularity
 $g^*_{H,rel} = 57$
 $g^*_{C,rel} = 59$

Output: Colorimetric Television Luminous System TLS00

for hue $h^* = lab^*h = 25/360 = 0.071$
 lab^*tch and lab^*nch

D65: hue R
 LCH*Ma: 52 89 25
 olv*Ma: 1.0 0.0 0.21

triangle lightness t^*



TLS00; adapted (a) CIELAB data

	$L^*=L^*_a$	a^*_a	b^*_a	$C^*_{ab,a}$	$h^*_{ab,a}$
OMa	50.5	76.92	64.55	100.42	40
YMa	92.66	-20.69	90.75	93.08	103
LMa	83.63	-82.75	79.9	115.04	136
CMa	86.88	-46.16	-13.55	48.12	196
VMa	30.39	76.06	-103.59	128.52	306
MMa	57.3	94.35	-58.41	110.97	328
NMa	0.01	0.0	0.0	0.0	0
WMa	95.41	0.0	0.0	0.0	0
RCIE	39.92	58.74	27.99	65.07	25
JCIE	81.26	-2.88	71.56	71.62	92
GCIE	52.23	-42.41	13.6	44.55	162
BCIE	30.57	1.41	-46.46	46.49	272

%Gamut
 $u^*_{rel} = 158$
 %Regularity
 $g^*_{H,rel} = 20$
 $g^*_{C,rel} = 37$

relative Inform. Technology (IT)
 $olvi3^* = 1.0 \ 1.0 \ 1.0 \ (1.0)$
 $cmyn3^* = 0.0 \ 0.0 \ 0.0 \ (0.0)$
 $olvi4^* = 1.0 \ 1.0 \ 1.0 \ 1.0$
 $cmyn4^* = 0.0 \ 0.0 \ 0.0 \ 0.0$

standard and adapted CIELAB
 $LAB^*LAB = 95.41 \ 0.0 \ 0.0$
 $LAB^*LABa = 95.41 \ 0.0 \ 0.0$
 $LAB^*TCHa = 99.99 \ 0.01 \ -$

relative CIELAB lab*
 $lab^*lab = 1.0 \ 0.0 \ 0.0$
 $lab^*tch = 1.0 \ 0.0 \ -$
 $lab^*nch = 0.0 \ 0.0 \ -$

relative Natural Colour (NC)
 $lab^*lrj = 1.0 \ 0.0 \ 0.0$
 $lab^*tce = 1.0 \ 0.0 \ -$
 $lab^*nce = 0.0 \ 0.0 \ -$

relative Inform. Technology (IT)
 $olvi3^* = 0.5 \ 0.5 \ 0.5 \ (1.0)$
 $cmyn3^* = 0.5 \ 0.5 \ 0.5 \ (0.0)$
 $olvi4^* = 1.0 \ 1.0 \ 1.0 \ 0.5$
 $cmyn4^* = 0.0 \ 0.0 \ 0.0 \ 0.5$

standard and adapted CIELAB
 $LAB^*LAB = 47.72 \ 0.0 \ 0.0$
 $LAB^*LABa = 47.72 \ 0.0 \ 0.0$
 $LAB^*TCHa = 50.0 \ 0.01 \ -$

relative CIELAB lab*
 $lab^*lab = 0.5 \ 0.0 \ 0.0$
 $lab^*tch = 0.5 \ 0.0 \ -$
 $lab^*nch = 0.5 \ 0.0 \ -$

relative Natural Colour (NC)
 $lab^*lrj = 0.5 \ 0.0 \ 0.0$
 $lab^*tce = 0.5 \ 0.0 \ -$
 $lab^*nce = 0.5 \ 0.0 \ -$

relative Inform. Technology (IT)
 $olvi3^* = 0.0 \ 0.0 \ 0.0 \ (1.0)$
 $cmyn3^* = 1.0 \ 1.0 \ 1.0 \ (0.0)$
 $olvi4^* = 1.0 \ 1.0 \ 1.0 \ 0.0$
 $cmyn4^* = 0.0 \ 0.0 \ 0.0 \ 1.0$

standard and adapted CIELAB
 $LAB^*LAB = 0.03 \ 0.0 \ 0.0$
 $LAB^*LABa = 0.03 \ 0.0 \ 0.0$
 $LAB^*TCHa = 0.01 \ 0.01 \ -$

relative CIELAB lab*
 $lab^*lab = 0.0 \ 0.0 \ 0.0$
 $lab^*tch = 0.0 \ 0.0 \ -$
 $lab^*nch = 1.0 \ 0.0 \ -$

relative Natural Colour (NC)
 $lab^*lrj = 0.0 \ 0.0 \ 0.0$
 $lab^*tce = 0.0 \ 0.0 \ -$
 $lab^*nce = 1.0 \ 0.0 \ -$

relative Inform. Technology (IT)
 $olvi3^* = 1.0 \ 0.5 \ 0.606 \ (1.0)$
 $cmyn3^* = 0.0 \ 0.5 \ 0.394 \ (0.0)$
 $olvi4^* = 1.0 \ 0.5 \ 0.606 \ 1.0$
 $cmyn4^* = 0.0 \ 0.5 \ 0.394 \ 0.0$

standard and adapted CIELAB
 $LAB^*LAB = 73.67 \ 40.3 \ 19.2$
 $LAB^*LABa = 73.67 \ 40.3 \ 19.2$
 $LAB^*TCHa = 75.0 \ 44.64 \ 25.47$

relative CIELAB lab*
 $lab^*lab = 0.772 \ 0.451 \ 0.215$
 $lab^*tch = 0.75 \ 0.5 \ 0.071$
 $lab^*nch = 0.0 \ 0.5 \ 0.071$

relative Natural Colour (NC)
 $lab^*lrj = 0.772 \ 0.5 \ 0.0$
 $lab^*tce = 0.75 \ 0.5 \ 1.0$
 $lab^*nce = 0.0 \ 0.5 \ 0.99r$

relative Inform. Technology (IT)
 $olvi3^* = 0.5 \ 0.0 \ 0.106 \ (1.0)$
 $cmyn3^* = 0.5 \ 1.0 \ 0.894 \ (0.0)$
 $olvi4^* = 1.0 \ 0.5 \ 0.606 \ 0.5$
 $cmyn4^* = 0.0 \ 0.5 \ 0.394 \ 0.5$

standard and adapted CIELAB
 $LAB^*LAB = 25.98 \ 40.3 \ 19.21$
 $LAB^*LABa = 25.98 \ 40.3 \ 19.21$
 $LAB^*TCHa = 25.01 \ 44.65 \ 25.49$

relative CIELAB lab*
 $lab^*lab = 0.272 \ 0.451 \ 0.215$
 $lab^*tch = 0.25 \ 0.5 \ 0.071$
 $lab^*nch = 0.5 \ 0.5 \ 0.071$

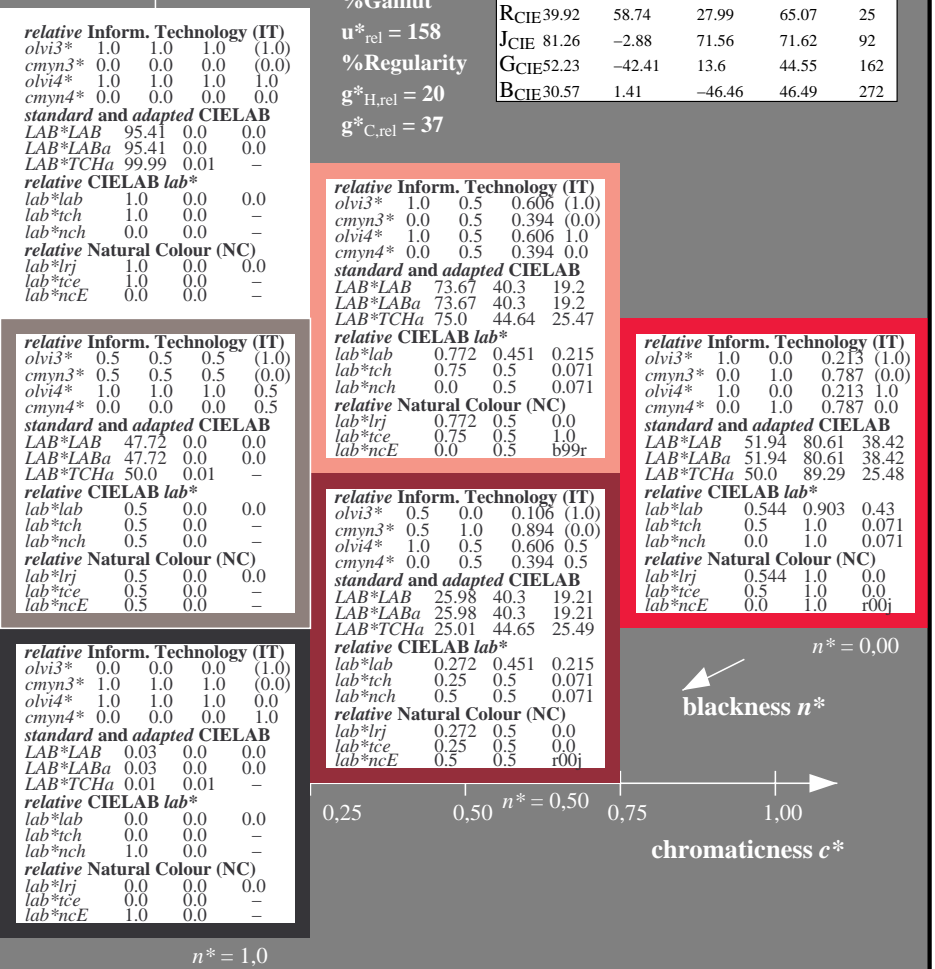
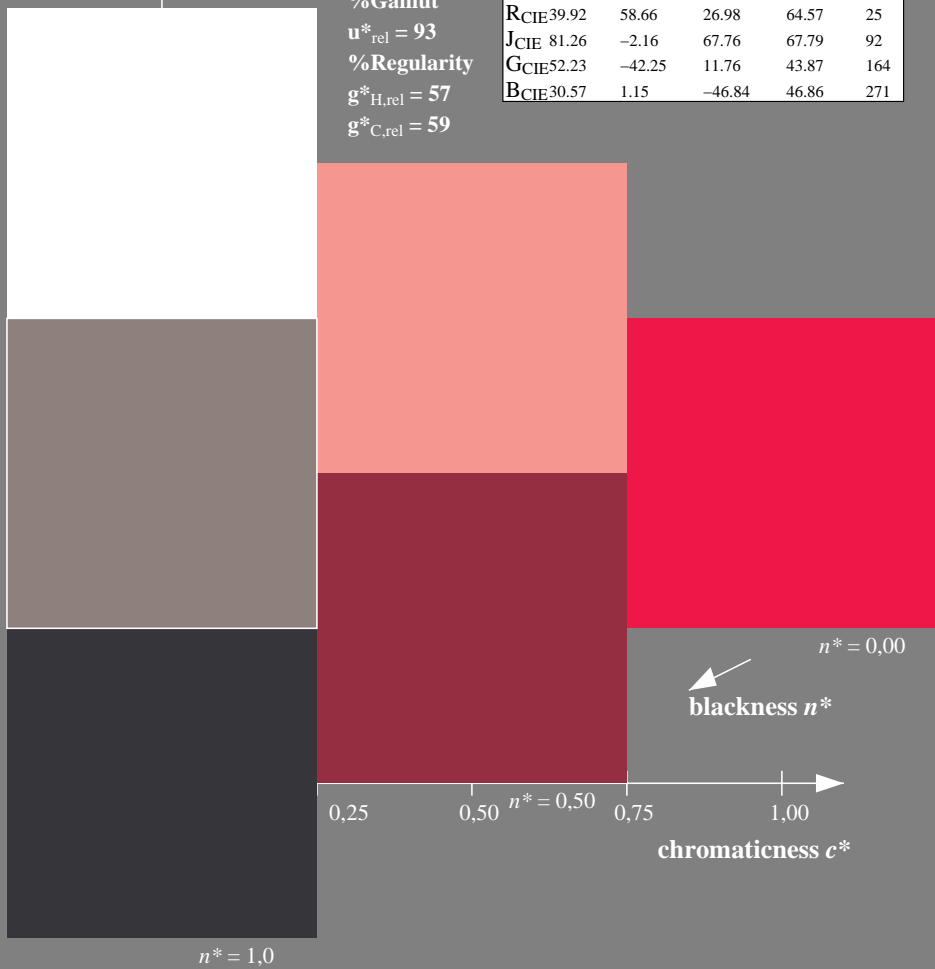
relative Natural Colour (NC)
 $lab^*lrj = 0.272 \ 0.5 \ 0.0$
 $lab^*tce = 0.25 \ 0.5 \ 0.0$
 $lab^*nce = 0.5 \ 0.5 \ 0.00j$

relative Inform. Technology (IT)
 $olvi3^* = 1.0 \ 0.0 \ 0.213 \ (1.0)$
 $cmyn3^* = 0.0 \ 1.0 \ 0.787 \ (0.0)$
 $olvi4^* = 1.0 \ 0.0 \ 0.213 \ 1.0$
 $cmyn4^* = 0.0 \ 1.0 \ 0.787 \ 0.0$

standard and adapted CIELAB
 $LAB^*LAB = 51.94 \ 80.61 \ 38.42$
 $LAB^*LABa = 51.94 \ 80.61 \ 38.42$
 $LAB^*TCHa = 50.0 \ 89.29 \ 25.48$

relative CIELAB lab*
 $lab^*lab = 0.544 \ 0.903 \ 0.43$
 $lab^*tch = 0.5 \ 1.0 \ 0.071$
 $lab^*nch = 0.0 \ 1.0 \ 0.071$

relative Natural Colour (NC)
 $lab^*lrj = 0.544 \ 1.0 \ 0.0$
 $lab^*tce = 0.5 \ 1.0 \ 0.0$
 $lab^*nce = 0.0 \ 1.0 \ 0.00j$



OE000-7, 3 step scales for constant CIELAB hue 25/360 = 0.069 (left)

3 step scales for constant CIELAB hue 25/360 = 0.071 (right)

BAM-test chart OE00; Colorimetric systems ORS18 & TLS00
 D65: 3 step colour scales and coordinate data for 10 hues

input: $cmY0^*$ setcmYcolor
 output: no change compared to input

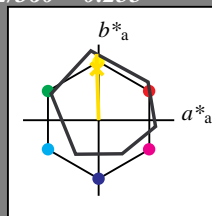
See for similar files: <http://www.ps.bam.de/OE00/>
 Technical information: <http://www.ps.bam.de>
 Version 2.1, io=0,0

BAM registration: 20060101-OE00/10S/S00E06NP.PS/.PDF
 application for evaluation and measurement of printer or monitor systems
 BAM material: code=rh4ta
 /OE00/ Form: 7/10, Serie: 1/1, Page: 7 Page count: 7

Input: Colorimetric Offset Reflective System ORS18

for hue $h^* = lab^*h = 92/360 = 0.255$
 lab^*tch and lab^*nch

D65: hue J
 LCH*Ma: 86 88 92
 olv*Ma: 1.0 0.9 0.0
 triangle lightness t^*



ORS18; adapted (a) CIELAB data

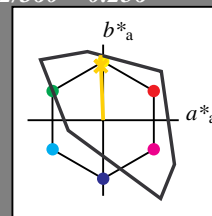
	$L^*=L^*_a$	a^*_a	b^*_a	$C^*_{ab,a}$	$h^*_{ab,a}$
OMa	47.94	65.39	50.52	82.63	38
YMa	90.37	-10.26	91.75	92.32	96
LMa	50.9	-62.83	34.96	71.91	151
CMa	58.62	-30.34	-45.01	54.3	236
VMa	25.72	31.1	-44.4	54.22	305
MMa	48.13	75.28	-8.36	75.74	354
NMa	18.01	0.0	0.0	0.0	0
WMa	95.41	0.0	0.0	0.0	0
RCIE	39.92	58.66	26.98	64.57	25
JCIE	81.26	-2.16	67.76	67.79	92
GCIE	52.23	-42.25	11.76	43.87	164
BCIE	30.57	1.15	-46.84	46.86	271

%Gamut
 $u^*_{rel} = 93$
 %Regularity
 $g^*_{H,rel} = 57$
 $g^*_{C,rel} = 59$

Output: Colorimetric Television Luminous System TLS00

for hue $h^* = lab^*h = 92/360 = 0.256$
 lab^*tch and lab^*nch

D65: hue J
 LCH*Ma: 85 86 92
 olv*Ma: 1.0 0.82 0.0
 triangle lightness t^*



TLS00; adapted (a) CIELAB data

	$L^*=L^*_a$	a^*_a	b^*_a	$C^*_{ab,a}$	$h^*_{ab,a}$
OMa	50.5	76.92	64.55	100.42	40
YMa	92.66	-20.69	90.75	93.08	103
LMa	83.63	-82.75	79.9	115.04	136
CMa	86.88	-46.16	-13.55	48.12	196
VMa	30.39	76.06	-103.59	128.52	306
MMa	57.3	94.35	-58.41	110.97	328
NMa	0.01	0.0	0.0	0.0	0
WMa	95.41	0.0	0.0	0.0	0
RCIE	39.92	58.74	27.99	65.07	25
JCIE	81.26	-2.88	71.56	71.62	92
GCIE	52.23	-42.41	13.6	44.55	162
BCIE	30.57	1.41	-46.46	46.49	272

%Gamut
 $u^*_{rel} = 158$
 %Regularity
 $g^*_{H,rel} = 20$
 $g^*_{C,rel} = 37$

relative Inform. Technology (IT)

olvi3*	1.0	1.0	1.0	(1.0)
cmyn3*	0.0	0.0	0.0	(0.0)
olvi4*	1.0	1.0	1.0	1.0
cmyn4*	0.0	0.0	0.0	0.0

standard and adapted CIELAB

LAB*LAB	95.41	0.0	0.0
LAB*LABa	95.41	0.0	0.0
LAB*TCHa	99.99	0.01	-

relative CIELAB lab*

lab*lab	1.0	0.0	0.0
lab*tch	1.0	0.0	-
lab*nch	0.0	0.0	-

relative Natural Colour (NC)

lab*lrj	1.0	0.0	0.0
lab*tce	1.0	0.0	-
lab*nce	0.0	0.0	-

relative Inform. Technology (IT)

olvi3*	1.0	0.912	0.5	(1.0)
cmyn3*	0.0	0.088	0.5	(0.0)
olvi4*	1.0	0.912	0.5	1.0
cmyn4*	0.0	0.088	0.5	0.0

standard and adapted CIELAB

LAB*LAB	90.31	-1.74	43.06
LAB*LABa	90.31	-1.74	43.06
LAB*TCHa	75.0	43.09	92.32

relative CIELAB lab*

lab*lab	0.947	-0.019	0.499
lab*tch	0.75	0.5	0.256
lab*nch	0.0	0.5	0.256

relative Natural Colour (NC)

lab*lrj	0.947	0.0	0.5
lab*tce	0.75	0.5	0.25
lab*nce	0.0	0.5	j00g

relative Inform. Technology (IT)

olvi3*	0.5	0.5	0.5	(1.0)
cmyn3*	0.5	0.5	0.5	(0.0)
olvi4*	1.0	1.0	1.0	0.5
cmyn4*	0.0	0.0	0.0	0.5

standard and adapted CIELAB

LAB*LAB	47.72	0.0	0.0
LAB*LABa	47.72	0.0	0.0
LAB*TCHa	50.0	0.01	-

relative CIELAB lab*

lab*lab	0.5	0.0	0.0
lab*tch	0.5	0.0	-
lab*nch	0.5	0.0	-

relative Natural Colour (NC)

lab*lrj	0.5	0.0	0.0
lab*tce	0.5	0.0	-
lab*nce	0.5	0.0	-

relative Inform. Technology (IT)

olvi3*	0.5	0.412	0.0	(1.0)
cmyn3*	0.5	0.588	1.0	(0.0)
olvi4*	1.0	0.912	0.5	0.5
cmyn4*	0.0	0.088	0.5	0.5

standard and adapted CIELAB

LAB*LAB	42.62	-1.73	43.05
LAB*LABa	42.62	-1.73	43.05
LAB*TCHa	25.01	43.09	92.31

relative CIELAB lab*

lab*lab	0.447	-0.019	0.499
lab*tch	0.25	0.5	0.256
lab*nch	0.5	0.5	0.256

relative Natural Colour (NC)

lab*lrj	0.447	0.0	0.5
lab*tce	0.25	0.5	0.25
lab*nce	0.5	0.5	j99j

relative Inform. Technology (IT)

olvi3*	1.0	0.824	0.0	(1.0)
cmyn3*	0.0	0.176	1.0	(0.0)
olvi4*	1.0	0.824	0.0	1.0
cmyn4*	0.0	0.176	1.0	0.0

standard and adapted CIELAB

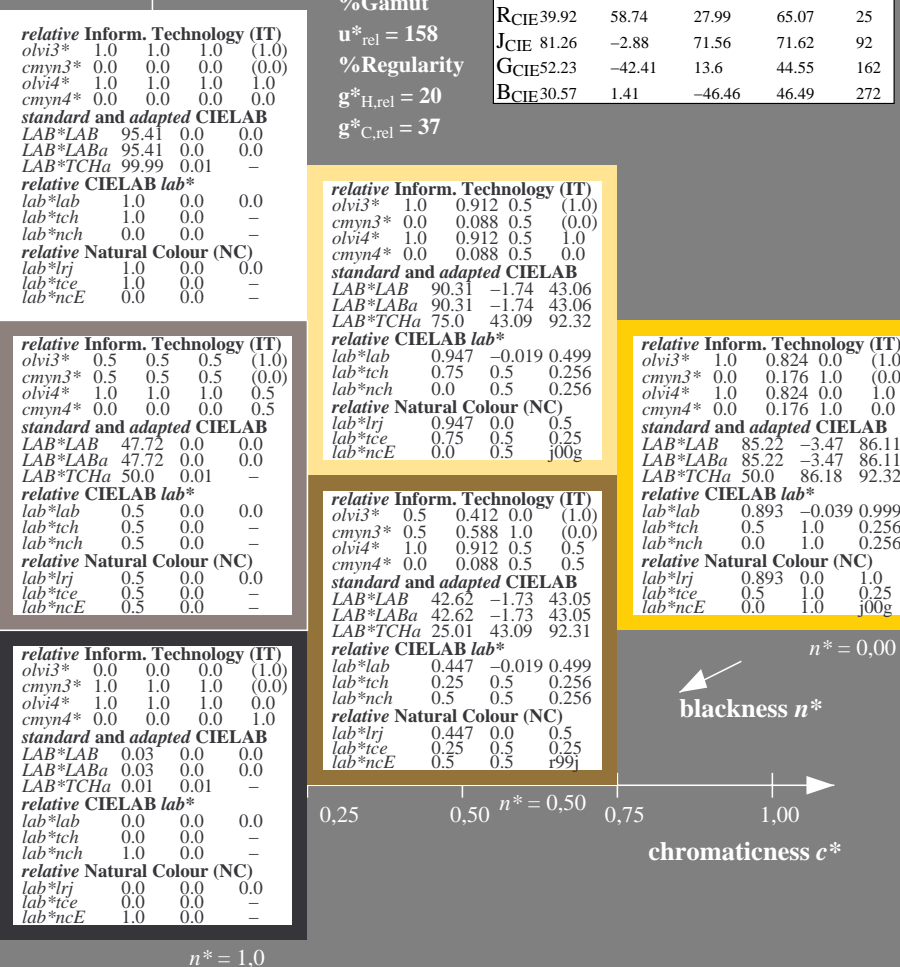

LAB*LAB	85.22	-3.47	86.11
LAB*LABa	85.22	-3.47	86.11
LAB*TCHa	50.0	86.18	92.32

relative CIELAB lab*

lab*lab	0.893	-0.039	0.999
lab*tch	0.5	1.0	0.256
lab*nch	0.0	1.0	0.256

relative Natural Colour (NC)

lab*lrj	0.893	0.0	1.0
lab*tce	0.5	1.0	0.25
lab*nce	0.0	1.0	j00g



OE00-7, 3 step scales for constant CIELAB hue 92/360 = 0.255 (left)

3 step scales for constant CIELAB hue 92/360 = 0.256 (right)

BAM-test chart OE00; Colorimetric systems ORS18 & TLS00
 D65: 3 step colour scales and coordinate data for 10 hues

input: $cmY0^*$ setcmYcolor
 output: no change compared to input

See for similar files: <http://www.ps.bam.de/OE00/>
 Technical information: <http://www.ps.bam.de> Version 2.1, io=0,0

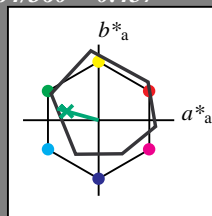
BAM registration: 20060101-OE00/10S/S00E07NP.PS/.PDF BAM material: code=rh4ta
 application for evaluation and measurement of printer or monitor systems
 /OE00/ Form: 8/10, Serie: 1/1, Page: 8 Page count: 8

Input: Colorimetric Offset Reflective System ORS18

for hue $h^* = lab^*h = 164/360 = 0.457$
 lab^*tch and lab^*nch

D65: hue G
 LCH*Ma: 53 57 164
 olv*Ma: 0.0 1.0 0.25

triangle lightness t^*



ORS18; adapted (a) CIELAB data

	$L^*=L^*_a$	a^*_a	b^*_a	$C^*_{ab,a}$	$h^*_{ab,a}$
OMa	47.94	65.39	50.52	82.63	38
YMa	90.37	-10.26	91.75	92.32	96
LMa	50.9	-62.83	34.96	71.91	151
CMa	58.62	-30.34	-45.01	54.3	236
VMa	25.72	31.1	-44.4	54.22	305
MMa	48.13	75.28	-8.36	75.74	354
NMa	18.01	0.0	0.0	0.0	0
WMa	95.41	0.0	0.0	0.0	0
RCIE	39.92	58.66	26.98	64.57	25
JCIE	81.26	-2.16	67.76	67.79	92
GCIE	52.23	-42.25	11.76	43.87	164
BCIE	30.57	1.15	-46.84	46.86	271

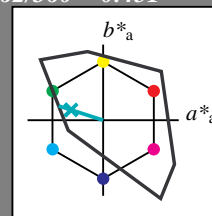
%Gamut
 $u^*_{rel} = 93$
 %Regularity
 $g^*_{H,rel} = 57$
 $g^*_{C,rel} = 59$

Output: Colorimetric Television Luminous System TLS00

for hue $h^* = lab^*h = 162/360 = 0.451$
 lab^*tch and lab^*nch

D65: hue G
 LCH*Ma: 86 62 162
 olv*Ma: 0.0 1.0 0.65

triangle lightness t^*



TLS00; adapted (a) CIELAB data

	$L^*=L^*_a$	a^*_a	b^*_a	$C^*_{ab,a}$	$h^*_{ab,a}$
OMa	50.5	76.92	64.55	100.42	40
YMa	92.66	-20.69	90.75	93.08	103
LMa	83.63	-82.75	79.9	115.04	136
CMa	86.88	-46.16	-13.55	48.12	196
VMa	30.39	76.06	-103.59	128.52	306
MMa	57.3	94.35	-58.41	110.97	328
NMa	0.01	0.0	0.0	0.0	0
WMa	95.41	0.0	0.0	0.0	0
RCIE	39.92	58.74	27.99	65.07	25
JCIE	81.26	-2.88	71.56	71.62	92
GCIE	52.23	-42.41	13.6	44.55	162
BCIE	30.57	1.41	-46.46	46.49	272

%Gamut
 $u^*_{rel} = 158$
 %Regularity
 $g^*_{H,rel} = 20$
 $g^*_{C,rel} = 37$

relative Inform. Technology (IT)

olvi3*	1.0	1.0	1.0	(1.0)
cmyn3*	0.0	0.0	0.0	(0.0)
olvi4*	1.0	1.0	1.0	1.0
cmyn4*	0.0	0.0	0.0	0.0

standard and adapted CIELAB

LAB*LAB	95.41	0.0	0.0
LAB*LABa	95.41	0.0	0.0
LAB*TCHa	99.99	0.01	-

relative CIELAB lab*

lab*lab	1.0	0.0	0.0
lab*tch	1.0	0.0	-
lab*nch	0.0	0.0	-

relative Natural Colour (NC)

lab*lrj	1.0	0.0	0.0
lab*tce	1.0	0.0	-
lab*nce	0.0	0.0	-

relative Inform. Technology (IT)

olvi3*	0.5	1.0	0.826	(1.0)
cmyn3*	0.5	0.0	0.174	(0.0)
olvi4*	0.5	1.0	0.827	1.0
cmyn4*	0.5	0.0	0.173	0.0

standard and adapted CIELAB

LAB*LAB	90.57	-29.42	9.43
LAB*LABa	90.57	-29.42	9.43
LAB*TCHa	75.0	30.9	162.23

relative CIELAB lab*

lab*lab	0.949	-0.475	0.153
lab*tch	0.75	0.5	0.451
lab*nch	0.0	0.5	0.451

relative Natural Colour (NC)

lab*lrj	0.949	-0.499	0.0
lab*tce	0.75	0.5	0.5
lab*nce	0.0	0.5	g00b

relative Inform. Technology (IT)

olvi3*	0.5	0.5	0.5	(1.0)
cmyn3*	0.5	0.5	0.5	(0.0)
olvi4*	1.0	1.0	1.0	0.5
cmyn4*	0.0	0.0	0.0	0.5

standard and adapted CIELAB

LAB*LAB	47.72	0.0	0.0
LAB*LABa	47.72	0.0	0.0
LAB*TCHa	50.0	0.01	-

relative CIELAB lab*

lab*lab	0.5	0.0	0.0
lab*tch	0.5	0.0	-
lab*nch	0.5	0.0	-

relative Natural Colour (NC)

lab*lrj	0.5	0.0	0.0
lab*tce	0.5	0.0	-
lab*nce	0.5	0.0	-

relative Inform. Technology (IT)

olvi3*	0.0	0.5	0.326	(1.0)
cmyn3*	1.0	0.5	0.674	(0.0)
olvi4*	0.5	1.0	0.826	0.5
cmyn4*	0.5	0.0	0.174	0.5

standard and adapted CIELAB

LAB*LAB	42.88	-29.42	9.44
LAB*LABa	42.88	-29.42	9.44
LAB*TCHa	25.01	30.91	162.22

relative CIELAB lab*

lab*lab	0.449	-0.475	0.153
lab*tch	0.25	0.5	0.451
lab*nch	0.5	0.5	0.451

relative Natural Colour (NC)

lab*lrj	0.449	-0.499	0.0
lab*tce	0.25	0.5	0.5
lab*nce	0.5	0.5	g99g

relative Inform. Technology (IT)

olvi3*	0.0	1.0	0.653	(1.0)
cmyn3*	1.0	0.0	0.347	(0.0)
olvi4*	0.0	1.0	0.653	1.0
cmyn4*	1.0	0.0	0.347	0.0

standard and adapted CIELAB

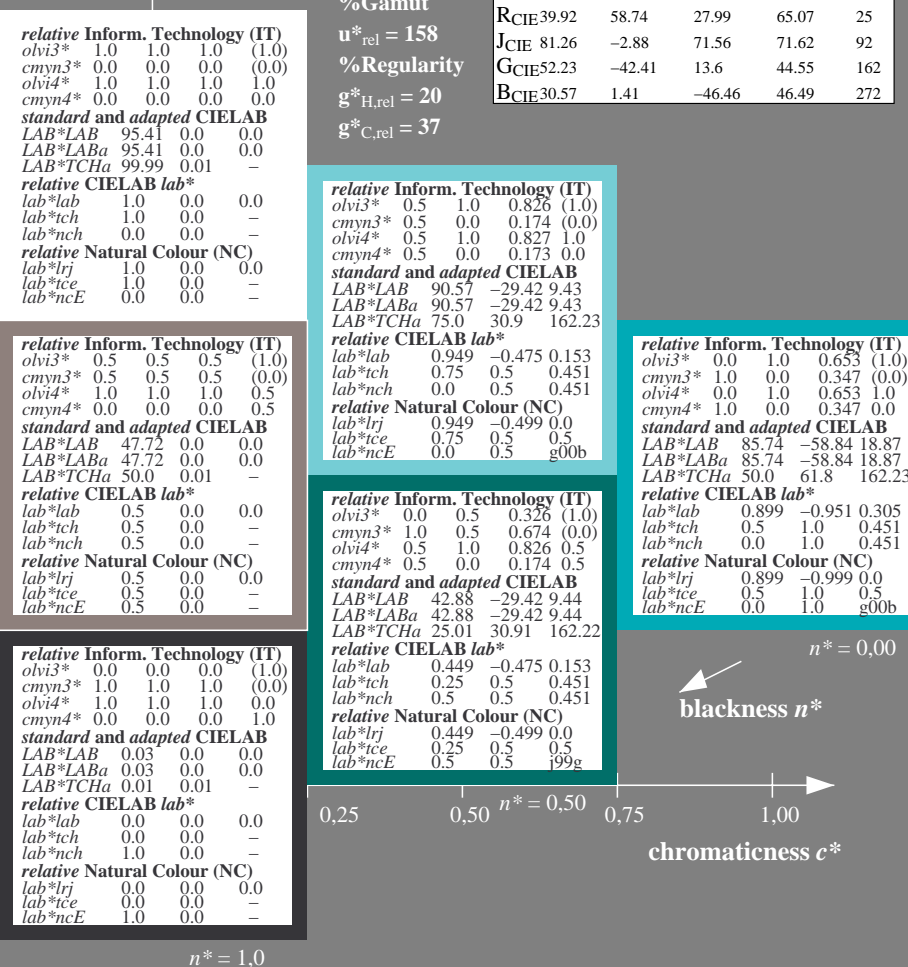
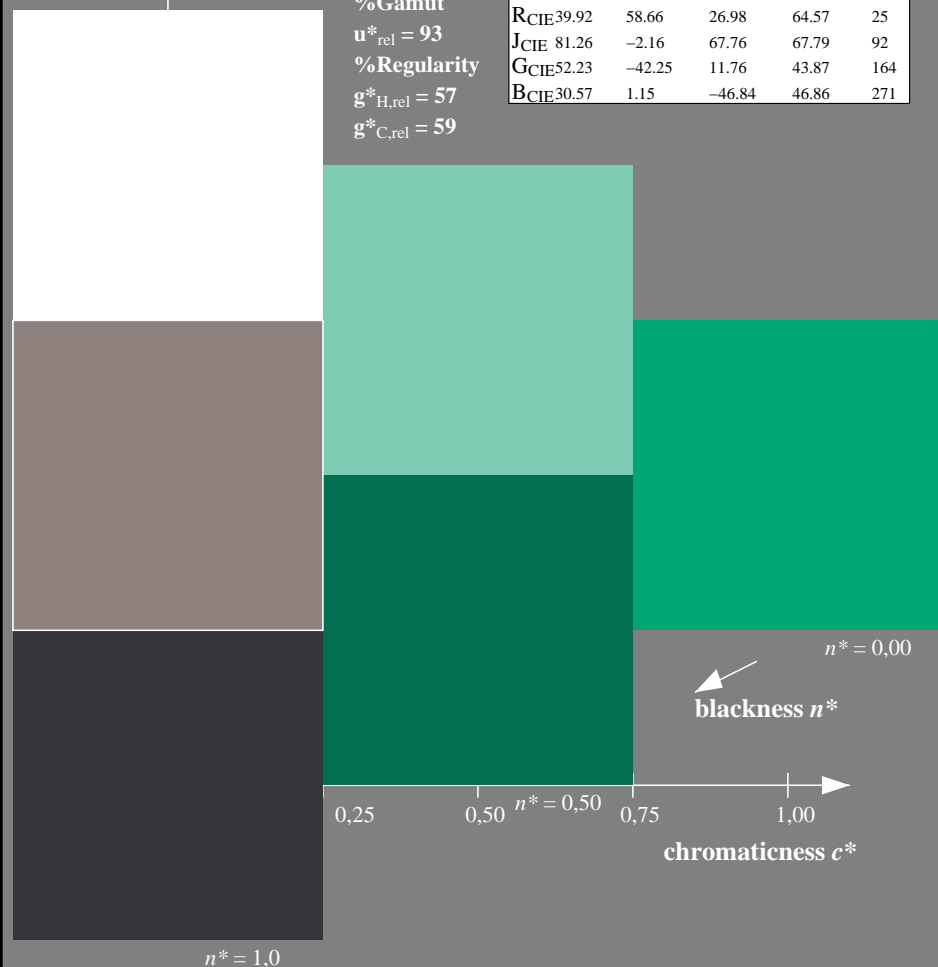
LAB*LAB	85.74	-58.84	18.87
LAB*LABa	85.74	-58.84	18.87
LAB*TCHa	50.0	61.8	162.23

relative CIELAB lab*

lab*lab	0.899	-0.951	0.305
lab*tch	0.5	1.0	0.451
lab*nch	0.0	1.0	0.451

relative Natural Colour (NC)

lab*lrj	0.899	-0.999	0.0
lab*tce	0.5	1.0	0.5
lab*nce	0.0	1.0	g00b



OE000-7, 3 step scales for constant CIELAB hue 164/360 = 0.457 (left)

3 step scales for constant CIELAB hue 162/360 = 0.451 (right)

BAM-test chart OE00; Colorimetric systems ORS18 & TLS00
 D65: 3 step colour scales and coordinate data for 10 hues

input: $cmY0^*$ setcmYcolor
 output: no change compared to input

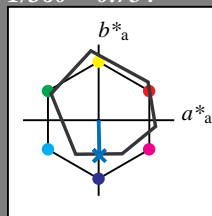
See for similar files: <http://www.ps.bam.de/OE00/>
 Technical information: <http://www.ps.bam.de>
 Version 2.1, io=0,0

BAM registration: 20060101-OE00/10S/S00E08NP.PS/.PDF BAM material: code=rh4ta
 application for evaluation and measurement of printer or monitor systems
 /OE00/ Form 9/10, Serie: 1/1, Page: 9 Page count: 9

Input: Colorimetric Offset Reflective System ORS18

for hue $h^* = lab^*h = 271/360 = 0.754$
 lab^*tch and lab^*nch

D65: hue B
 LCH*Ma: 42 45 271
 olv*Ma: 0.0 0.49 1.0
 triangle lightness t^*



ORS18; adapted (a) CIELAB data

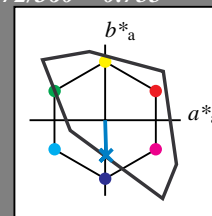
	$L^*=L^*_a$	a^*_a	b^*_a	$C^*_{ab,a}$	$h^*_{ab,a}$
OMa	47.94	65.39	50.52	82.63	38
YMa	90.37	-10.26	91.75	92.32	96
LMa	50.9	-62.83	34.96	71.91	151
CMa	58.62	-30.34	-45.01	54.3	236
VMa	25.72	31.1	-44.4	54.22	305
MMa	48.13	75.28	-8.36	75.74	354
NMa	18.01	0.0	0.0	0.0	0
WMa	95.41	0.0	0.0	0.0	0
RCIE	39.92	58.66	26.98	64.57	25
JCIE	81.26	-2.16	67.76	67.79	92
GCIE	52.23	-42.25	11.76	43.87	164
BCIE	30.57	1.15	-46.84	46.86	271

%Gamut
 $u^*_{rel} = 93$
 %Regularity
 $g^*_{H,rel} = 57$
 $g^*_{C,rel} = 59$

Output: Colorimetric Television Luminous System TLS00

for hue $h^* = lab^*h = 272/360 = 0.755$
 lab^*tch and lab^*nch

D65: hue B
 LCH*Ma: 65 49 272
 olv*Ma: 0.0 0.61 1.0
 triangle lightness t^*



TLS00; adapted (a) CIELAB data

	$L^*=L^*_a$	a^*_a	b^*_a	$C^*_{ab,a}$	$h^*_{ab,a}$
OMa	50.5	76.92	64.55	100.42	40
YMa	92.66	-20.69	90.75	93.08	103
LMa	83.63	-82.75	79.9	115.04	136
CMa	86.88	-46.16	-13.55	48.12	196
VMa	30.39	76.06	-103.59	128.52	306
MMa	57.3	94.35	-58.41	110.97	328
NMa	0.01	0.0	0.0	0.0	0
WMa	95.41	0.0	0.0	0.0	0
RCIE	39.92	58.74	27.99	65.07	25
JCIE	81.26	-2.88	71.56	71.62	92
GCIE	52.23	-42.41	13.6	44.55	162
BCIE	30.57	1.41	-46.46	46.49	272

%Gamut
 $u^*_{rel} = 158$
 %Regularity
 $g^*_{H,rel} = 20$
 $g^*_{C,rel} = 37$

relative Inform. Technology (IT)

olvi3*	1.0	1.0	1.0	(1.0)
cmyn3*	0.0	0.0	0.0	(0.0)
olvi4*	1.0	1.0	1.0	1.0
cmyn4*	0.0	0.0	0.0	0.0

standard and adapted CIELAB

LAB*LAB	95.41	0.0	0.0
LAB*LABa	95.41	0.0	0.0
LAB*TCHa	99.99	0.01	-

relative CIELAB lab*

lab*lab	1.0	0.0	0.0
lab*tch	1.0	0.0	-
lab*nch	0.0	0.0	-

relative Natural Colour (NC)

lab*lrj	1.0	0.0	0.0
lab*tce	1.0	0.0	-
lab*nce	0.0	0.0	-

relative Inform. Technology (IT)

olvi3*	0.5	0.805	1.0	(1.0)
cmyn3*	0.5	0.195	0.0	(0.0)
olvi4*	0.5	0.805	1.0	1.0
cmyn4*	0.5	0.195	0.0	0.0

standard and adapted CIELAB

LAB*LAB	80.13	0.73	-24.31
LAB*LABa	80.13	0.73	-24.31
LAB*TCHa	75.0	24.33	271.72

relative CIELAB lab*

lab*lab	0.84	0.015	-0.499
lab*tch	0.75	0.5	0.755
lab*nch	0.0	0.5	0.755

relative Natural Colour (NC)

lab*lrj	0.84	0.0	-0.499
lab*tce	0.75	0.5	0.75
lab*nce	0.0	0.5	g99b

relative Inform. Technology (IT)

olvi3*	0.0	0.61	1.0	(1.0)
cmyn3*	1.0	0.39	0.0	(0.0)
olvi4*	0.0	0.61	1.0	1.0
cmyn4*	1.0	0.39	0.0	0.0

standard and adapted CIELAB

LAB*LAB	64.86	1.47	-48.64
LAB*LABa	64.86	1.47	-48.64
LAB*TCHa	50.0	48.67	271.74

relative CIELAB lab*

lab*lab	0.68	0.03	-0.998
lab*tch	0.5	1.0	0.755
lab*nch	0.0	1.0	0.755

relative Natural Colour (NC)

lab*lrj	0.68	0.0	-0.999
lab*tce	0.5	1.0	0.75
lab*nce	0.0	1.0	g99b

relative Inform. Technology (IT)

olvi3*	0.5	0.5	0.5	(1.0)
cmyn3*	0.5	0.5	0.5	(0.0)
olvi4*	1.0	1.0	1.0	0.5
cmyn4*	0.0	0.0	0.0	0.5

standard and adapted CIELAB

LAB*LAB	47.72	0.0	0.0
LAB*LABa	47.72	0.0	0.0
LAB*TCHa	50.0	0.01	-

relative CIELAB lab*

lab*lab	0.5	0.0	0.0
lab*tch	0.5	0.0	-
lab*nch	0.5	0.0	-

relative Natural Colour (NC)

lab*lrj	0.5	0.0	0.0
lab*tce	0.5	0.0	-
lab*nce	0.5	0.0	-

relative Inform. Technology (IT)

olvi3*	0.0	0.0	0.0	(1.0)
cmyn3*	1.0	1.0	1.0	(0.0)
olvi4*	1.0	1.0	1.0	0.0
cmyn4*	0.0	0.0	0.0	1.0

standard and adapted CIELAB

LAB*LAB	0.03	0.0	0.0
LAB*LABa	0.03	0.0	0.0
LAB*TCHa	0.01	0.01	-

relative CIELAB lab*

lab*lab	0.0	0.0	0.0
lab*tch	0.0	0.0	-
lab*nch	1.0	0.0	-

relative Natural Colour (NC)

lab*lrj	0.0	0.0	0.0
lab*tce	0.0	0.0	-
lab*nce	1.0	0.0	-

relative Inform. Technology (IT)

olvi3*	0.0	0.305	0.5	(1.0)
cmyn3*	1.0	0.695	0.5	(0.0)
olvi4*	0.5	0.805	1.0	0.5
cmyn4*	0.5	0.195	0.0	0.5

standard and adapted CIELAB

LAB*LAB	32.44	0.74	-24.32
LAB*LABa	32.44	0.74	-24.32
LAB*TCHa	25.01	24.34	271.75

relative CIELAB lab*

lab*lab	0.34	0.015	-0.499
lab*tch	0.25	0.5	0.755
lab*nch	0.5	0.5	0.755

relative Natural Colour (NC)

lab*lrj	0.34	0.0	-0.499
lab*tce	0.25	0.5	0.75
lab*nce	0.5	0.5	b00r

relative Inform. Technology (IT)

olvi3*	0.0	0.61	1.0	(1.0)
cmyn3*	1.0	0.39	0.0	(0.0)
olvi4*	0.0	0.61	1.0	1.0
cmyn4*	1.0	0.39	0.0	0.0

standard and adapted CIELAB

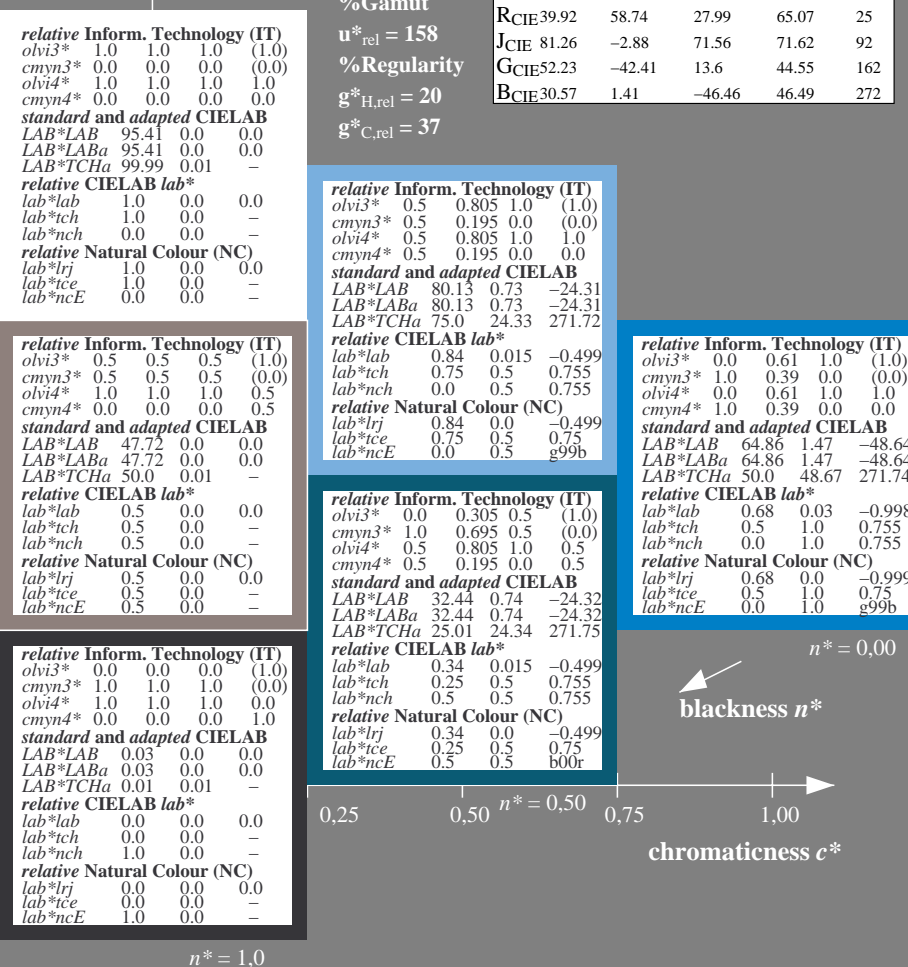
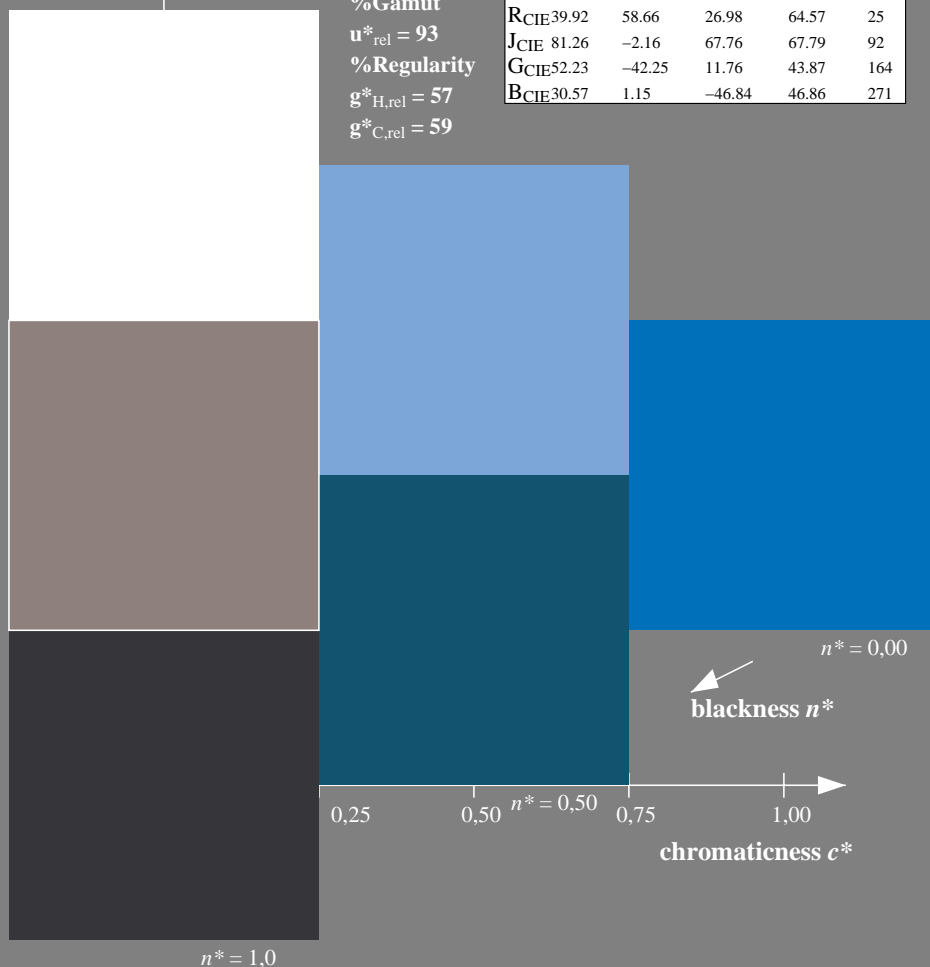
LAB*LAB	64.86	1.47	-48.64
LAB*LABa	64.86	1.47	-48.64
LAB*TCHa	50.0	48.67	271.74

relative CIELAB lab*

lab*lab	0.68	0.03	-0.998
lab*tch	0.5	1.0	0.755
lab*nch	0.0	1.0	0.755

relative Natural Colour (NC)

lab*lrj	0.68	0.0	-0.999
lab*tce	0.5	1.0	0.75
lab*nce	0.0	1.0	g99b



OE000-7, 3 step scales for constant CIELAB hue 271/360 = 0.754 (left)

3 step scales for constant CIELAB hue 272/360 = 0.755 (right)

BAM-test chart OE00; Colorimetric systems ORS18 & TLS00
 D65: 3 step colour scales and coordinate data for 10 hues

input: *cmly0* setcmykcolor*
 output: *no change compared to input*

See for similar files: <http://www.ps.bam.de/OE00/>
 Technical information: <http://www.ps.bam.de>
 Version 2.1, io=0,0

BAM registration: 20060101-OE00/10S/S00E09NP.PS/.PDF BAM material: code=rh4ta
 application for evaluation and measurement of printer or monitor systems
 /OE00/ Form: 10/10/Scene: 1/1, Page: 10 Page count: 10