

Input: Colorimetric Television Luminous System TLS70

for hue $h^* = lab^*h = 22/360 = 0.061$

LAB*LCH, LAB*NCH

D65: hue O

LCH*Ma: 76 28 22

olv*Ma: 1.0 0.0 0.0

CIELAB lightness L^*

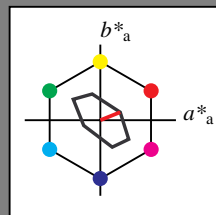
%Gamut

$u^*_{rel} = 16$

%Regularity

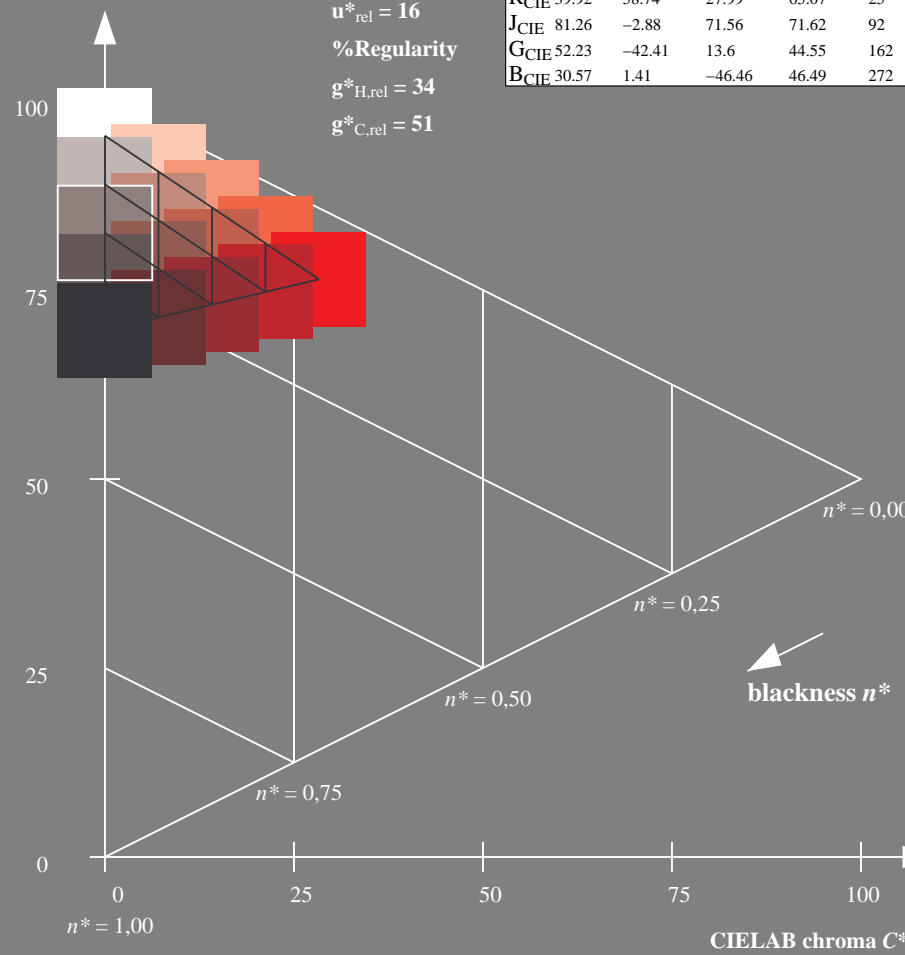
$g^*_{H,rel} = 34$

$g^*_{C,rel} = 51$



TLS70; adapted (a) CIELAB data

	$L^*=L^*_a$	a^*_a	b^*_a	$C^*_{ab,a}$	$h^*_{ab,a}$
O _{Ma}	76.43	26.27	10.57	28.32	22
Y _{Ma}	93.93	-10.76	34.63	36.27	107
L _{Ma}	89.32	-35.8	27.64	45.24	142
C _{Ma}	90.93	-21.95	-7.07	23.07	198
V _{Ma}	72.1	15.76	-35.63	38.97	294
M _{Ma}	78.5	37.52	-25.23	45.22	326
N _{Ma}	69.7	0.0	0.0	0.0	0
W _{Ma}	95.41	0.0	0.0	0.0	0
R _{CIE}	39.92	58.74	27.99	65.07	25
J _{CIE}	81.26	-2.88	71.56	71.62	92
G _{CIE}	52.23	-42.41	13.6	44.55	162
B _{CIE}	30.57	1.41	-46.46	46.49	272



Output: Colorimetric Television Luminous System TLS70

for hue $h^* = lab^*h = 22/360 = 0.061$

LAB*LCH, LAB*NCH

D65: hue O

LCH*Ma: 76 28 22

olv*Ma: 1.0 0.0 0.0

CIELAB lightness L^*

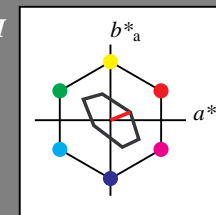
%Gamut

$u^*_{rel} = 16$

%Regularity

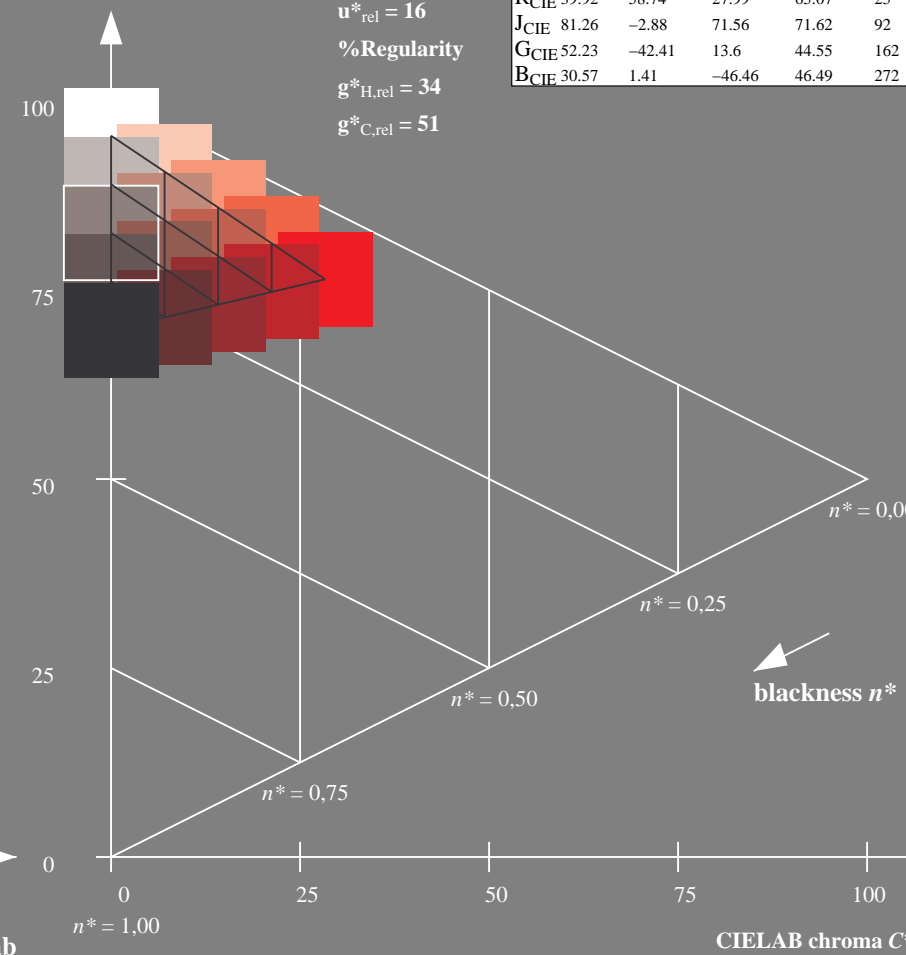
$g^*_{H,rel} = 34$

$g^*_{C,rel} = 51$



TLS70; adapted (a) CIELAB data

	$L^*=L^*_a$	a^*_a	b^*_a	$C^*_{ab,a}$	$h^*_{ab,a}$
O _{Ma}	76.43	26.27	10.57	28.32	22
Y _{Ma}	93.93	-10.76	34.63	36.27	107
L _{Ma}	89.32	-35.8	27.64	45.24	142
C _{Ma}	90.93	-21.95	-7.07	23.07	198
V _{Ma}	72.1	15.76	-35.63	38.97	294
M _{Ma}	78.5	37.52	-25.23	45.22	326
N _{Ma}	69.7	0.0	0.0	0.0	0
W _{Ma}	95.41	0.0	0.0	0.0	0
R _{CIE}	39.92	58.74	27.99	65.07	25
J _{CIE}	81.26	-2.88	71.56	71.62	92
G _{CIE}	52.23	-42.41	13.6	44.55	162
B _{CIE}	30.57	1.41	-46.46	46.49	272



OE390-7, 5 step scales for constant CIELAB hue 22/360 = 0.061 (left)

5 step scales for constant CIELAB hue 22/360 = 0.061 (right)

BAM-test chart OE39; Colorimetric systems TLS70 & TLS70
 D65: Coordinate systems of 5 step colour scales for 10 hues

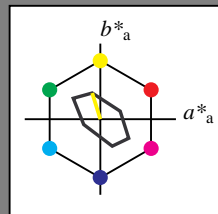
input: *cmY0* setcmYcolor*
 output: *no change compared to input*

Input: Colorimetric Television Luminous System TLS70

for hue $h^* = lab^*h = 107/360 = 0.298$

LAB*LCH, LAB*NCH

D65: hue Y
 LCH*Ma: 94 36 107
 olv*Ma: 1.0 1.0 0.0



TLS70; adapted (a) CIELAB data

	$L^* = L^*_a$	a^*_a	b^*_a	$C^*_{ab,a}$	$h^*_{ab,a}$
O _{Ma}	76.43	26.27	10.57	28.32	22
Y _{Ma}	93.93	-10.76	34.63	36.27	107
L _{Ma}	89.32	-35.8	27.64	45.24	142
C _{Ma}	90.93	-21.95	-7.07	23.07	198
V _{Ma}	72.1	15.76	-35.63	38.97	294
M _{Ma}	78.5	37.52	-25.23	45.22	326
N _{Ma}	69.7	0.0	0.0	0.0	0
W _{Ma}	95.41	0.0	0.0	0.0	0
R _{CIE}	39.92	58.74	27.99	65.07	25
J _{CIE}	81.26	-2.88	71.56	71.62	92
G _{CIE}	52.23	-42.41	13.6	44.55	162
B _{CIE}	30.57	1.41	-46.46	46.49	272

CIELAB lightness L^*

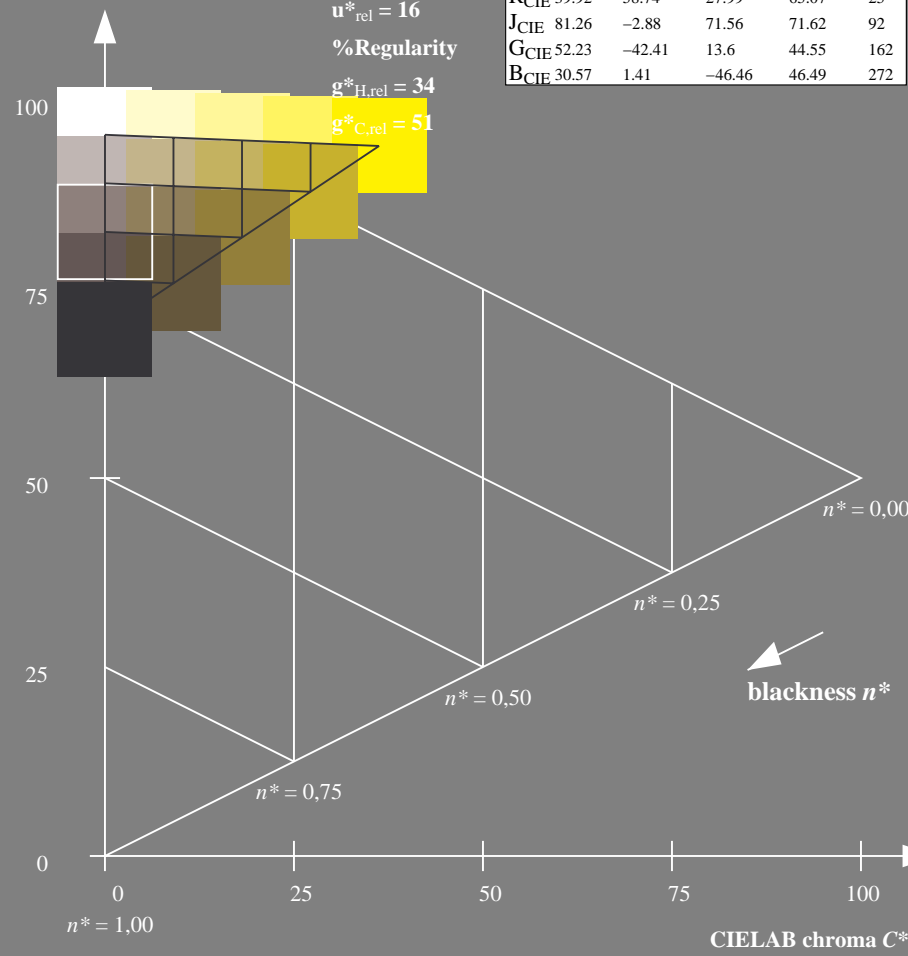
%Gamut

$u^*_{rel} = 16$

%Regularity

$g^*_{H,rel} = 34$

$g^*_{C,rel} = 51$

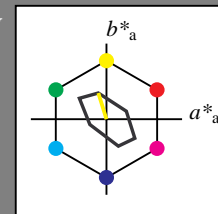


Output: Colorimetric Television Luminous System TLS70

for hue $h^* = lab^*h = 107/360 = 0.298$

LAB*LCH, LAB*NCH

D65: hue Y
 LCH*Ma: 94 36 107
 olv*Ma: 1.0 1.0 0.0



TLS70; adapted (a) CIELAB data

	$L^* = L^*_a$	a^*_a	b^*_a	$C^*_{ab,a}$	$h^*_{ab,a}$
O _{Ma}	76.43	26.27	10.57	28.32	22
Y _{Ma}	93.93	-10.76	34.63	36.27	107
L _{Ma}	89.32	-35.8	27.64	45.24	142
C _{Ma}	90.93	-21.95	-7.07	23.07	198
V _{Ma}	72.1	15.76	-35.63	38.97	294
M _{Ma}	78.5	37.52	-25.23	45.22	326
N _{Ma}	69.7	0.0	0.0	0.0	0
W _{Ma}	95.41	0.0	0.0	0.0	0
R _{CIE}	39.92	58.74	27.99	65.07	25
J _{CIE}	81.26	-2.88	71.56	71.62	92
G _{CIE}	52.23	-42.41	13.6	44.55	162
B _{CIE}	30.57	1.41	-46.46	46.49	272

CIELAB lightness L^*

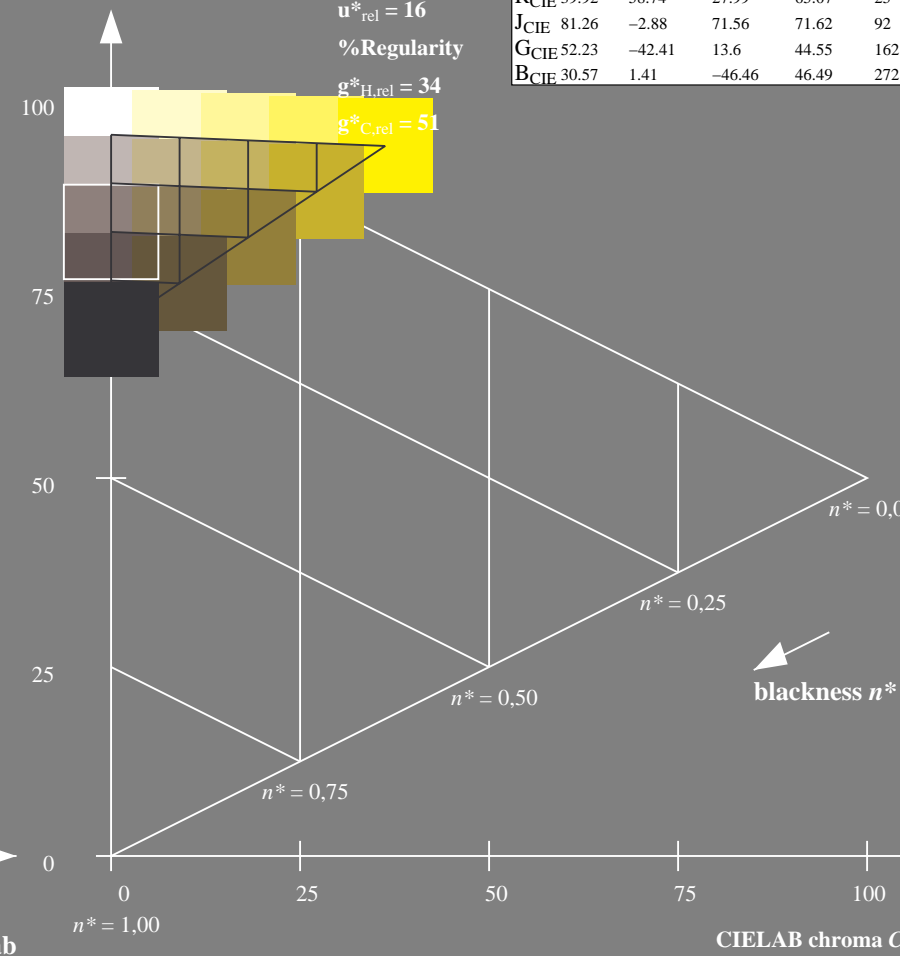
%Gamut

$u^*_{rel} = 16$

%Regularity

$g^*_{H,rel} = 34$

$g^*_{C,rel} = 51$



OE390-7, 5 step scales for constant CIELAB hue 107/360 = 0.298 (left)

5 step scales for constant CIELAB hue 107/360 = 0.298 (right)

BAM-test chart OE39; Colorimetric systems TLS70 & TLS70
 D65: Coordinate systems of 5 step colour scales for 10 hues

input: *cmY0* setcmykcolor*
 output: *no change compared to input*

See for similar files: <http://www.ps.bam.de/OE39/>
 Technical information: <http://www.ps.bam.de>
 Version 2.1, io=0,0

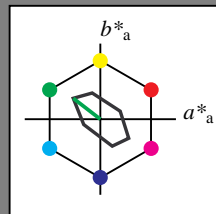
BAM registration: 20060101-OE39/10L/L39E01NP.PS/.PDF BAM material: code=rh4ta
 application for evaluation and measurement of printer or monitor systems
 /OE39/ Form: 2/10, Serie: 1/1, Page: 2 Page count: 2

Input: Colorimetric Television Luminous System TLS70

for hue $h^* = lab^*h = 142/360 = 0.395$

LAB*LCH, LAB*NCH

D65: hue L
 LCH*Ma: 89 45 142
 olv*Ma: 0.0 1.0 0.0



TLS70; adapted (a) CIELAB data

	$L^* = L^*_a$	a^*_a	b^*_a	$C^*_{ab,a}$	$h^*_{ab,a}$
O _{Ma}	76.43	26.27	10.57	28.32	22
Y _{Ma}	93.93	-10.76	34.63	36.27	107
L _{Ma}	89.32	-35.8	27.64	45.24	142
C _{Ma}	90.93	-21.95	-7.07	23.07	198
V _{Ma}	72.1	15.76	-35.63	38.97	294
M _{Ma}	78.5	37.52	-25.23	45.22	326
N _{Ma}	69.7	0.0	0.0	0.0	0
W _{Ma}	95.41	0.0	0.0	0.0	0
R _{CIE}	39.92	58.74	27.99	65.07	25
J _{CIE}	81.26	-2.88	71.56	71.62	92
G _{CIE}	52.23	-42.41	13.6	44.55	162
B _{CIE}	30.57	1.41	-46.46	46.49	272

CIELAB lightness L^*

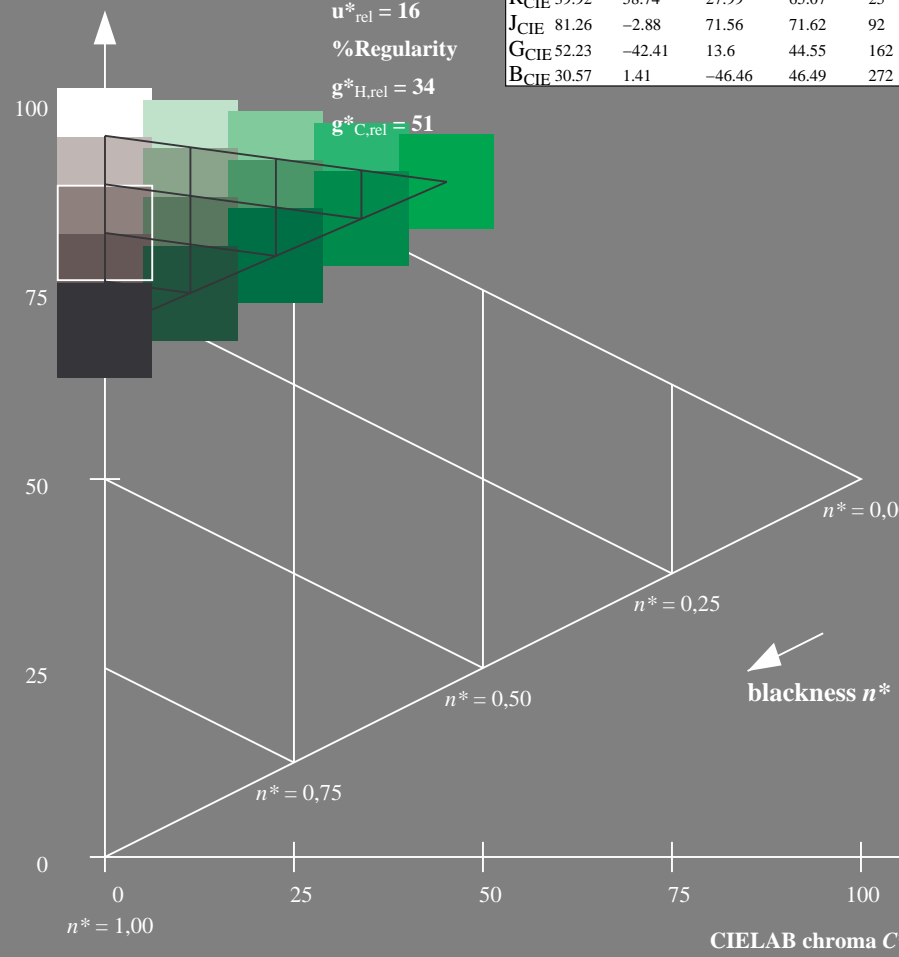
%Gamut

$u^*_{rel} = 16$

%Regularity

$g^*_{H,rel} = 34$

$g^*_{C,rel} = 51$

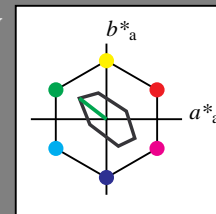


Output: Colorimetric Television Luminous System TLS70

for hue $h^* = lab^*h = 142/360 = 0.395$

LAB*LCH, LAB*NCH

D65: hue L
 LCH*Ma: 89 45 142
 olv*Ma: 0.0 1.0 0.0



TLS70; adapted (a) CIELAB data

	$L^* = L^*_a$	a^*_a	b^*_a	$C^*_{ab,a}$	$h^*_{ab,a}$
O _{Ma}	76.43	26.27	10.57	28.32	22
Y _{Ma}	93.93	-10.76	34.63	36.27	107
L _{Ma}	89.32	-35.8	27.64	45.24	142
C _{Ma}	90.93	-21.95	-7.07	23.07	198
V _{Ma}	72.1	15.76	-35.63	38.97	294
M _{Ma}	78.5	37.52	-25.23	45.22	326
N _{Ma}	69.7	0.0	0.0	0.0	0
W _{Ma}	95.41	0.0	0.0	0.0	0
R _{CIE}	39.92	58.74	27.99	65.07	25
J _{CIE}	81.26	-2.88	71.56	71.62	92
G _{CIE}	52.23	-42.41	13.6	44.55	162
B _{CIE}	30.57	1.41	-46.46	46.49	272

CIELAB lightness L^*

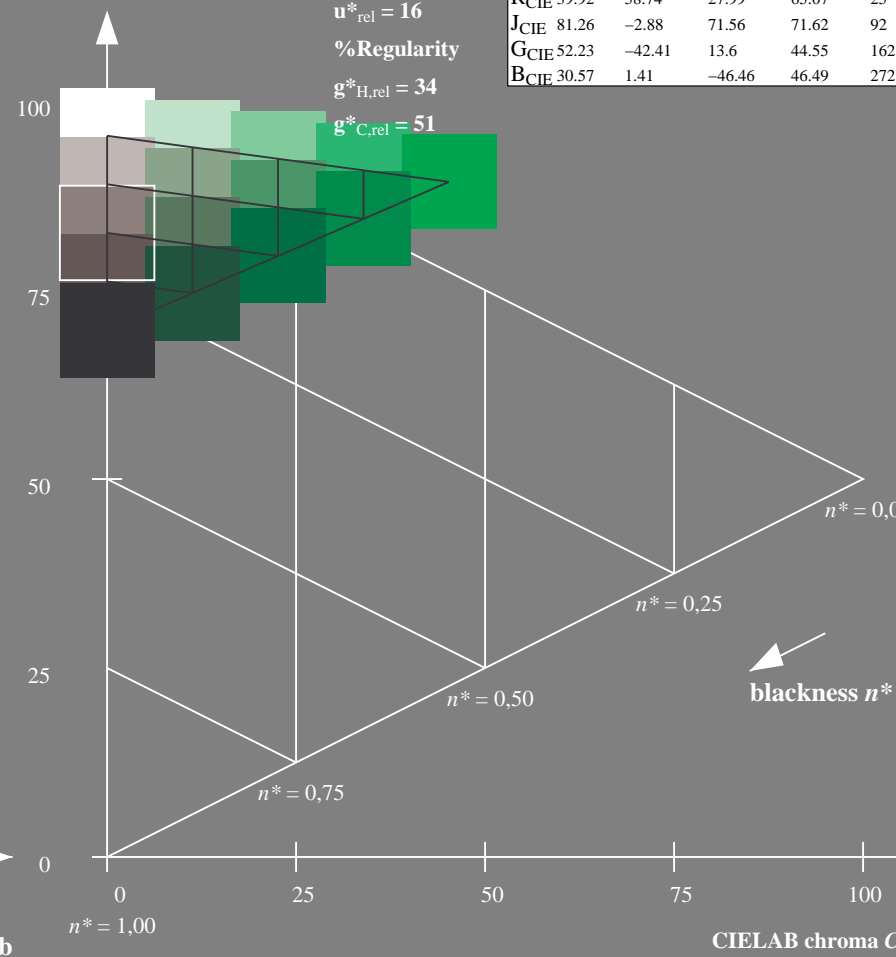
%Gamut

$u^*_{rel} = 16$

%Regularity

$g^*_{H,rel} = 34$

$g^*_{C,rel} = 51$



OE390-7, 5 step scales for constant CIELAB hue 142/360 = 0.395 (left)

5 step scales for constant CIELAB hue 142/360 = 0.395 (right)

BAM-test chart OE39; Colorimetric systems TLS70 & TLS70
 D65: Coordinate systems of 5 step colour scales for 10 hues

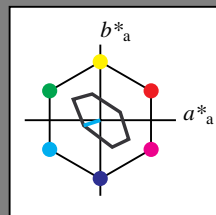
input: *cmly0* setcmykcolor*
 output: *no change compared to input*

Input: Colorimetric Television Luminous System TLS70

for hue $h^* = lab^*h = 198/360 = 0.55$

LAB*LCH, LAB*NCH

D65: hue C
 LCH*Ma: 91 23 198
 olv*Ma: 0.0 1.0 1.0



TLS70; adapted (a) CIELAB data

	$L^* = L^*_a$	a^*_a	b^*_a	$C^*_{ab,a}$	$h^*_{ab,a}$
O _{Ma}	76.43	26.27	10.57	28.32	22
Y _{Ma}	93.93	-10.76	34.63	36.27	107
L _{Ma}	89.32	-35.8	27.64	45.24	142
C _{Ma}	90.93	-21.95	-7.07	23.07	198
V _{Ma}	72.1	15.76	-35.63	38.97	294
M _{Ma}	78.5	37.52	-25.23	45.22	326
N _{Ma}	69.7	0.0	0.0	0.0	0
W _{Ma}	95.41	0.0	0.0	0.0	0
R _{CIE}	39.92	58.74	27.99	65.07	25
J _{CIE}	81.26	-2.88	71.56	71.62	92
G _{CIE}	52.23	-42.41	13.6	44.55	162
B _{CIE}	30.57	1.41	-46.46	46.49	272

CIELAB lightness L^*

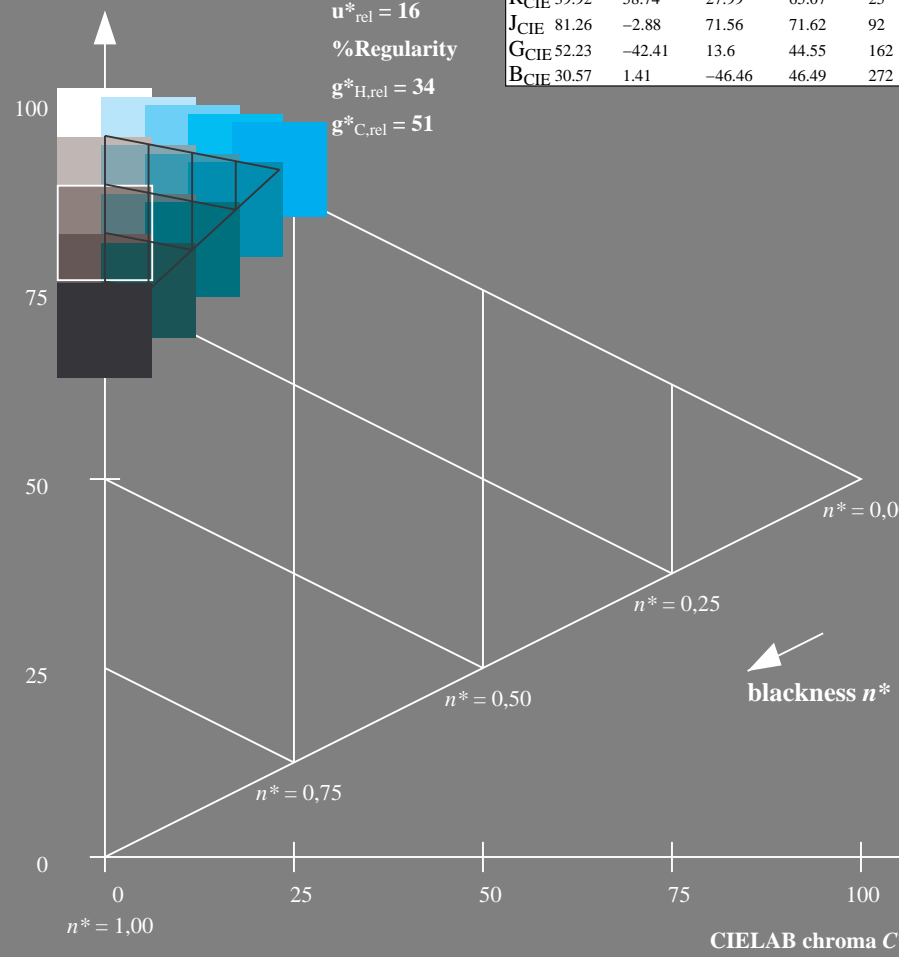
%Gamut

$u^*_{rel} = 16$

%Regularity

$g^*_{H,rel} = 34$

$g^*_{C,rel} = 51$

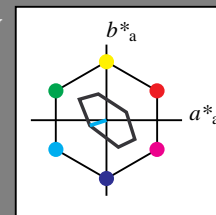


Output: Colorimetric Television Luminous System TLS70

for hue $h^* = lab^*h = 198/360 = 0.55$

LAB*LCH, LAB*NCH

D65: hue C
 LCH*Ma: 91 23 198
 olv*Ma: 0.0 1.0 1.0



TLS70; adapted (a) CIELAB data

	$L^* = L^*_a$	a^*_a	b^*_a	$C^*_{ab,a}$	$h^*_{ab,a}$
O _{Ma}	76.43	26.27	10.57	28.32	22
Y _{Ma}	93.93	-10.76	34.63	36.27	107
L _{Ma}	89.32	-35.8	27.64	45.24	142
C _{Ma}	90.93	-21.95	-7.07	23.07	198
V _{Ma}	72.1	15.76	-35.63	38.97	294
M _{Ma}	78.5	37.52	-25.23	45.22	326
N _{Ma}	69.7	0.0	0.0	0.0	0
W _{Ma}	95.41	0.0	0.0	0.0	0
R _{CIE}	39.92	58.74	27.99	65.07	25
J _{CIE}	81.26	-2.88	71.56	71.62	92
G _{CIE}	52.23	-42.41	13.6	44.55	162
B _{CIE}	30.57	1.41	-46.46	46.49	272

CIELAB lightness L^*

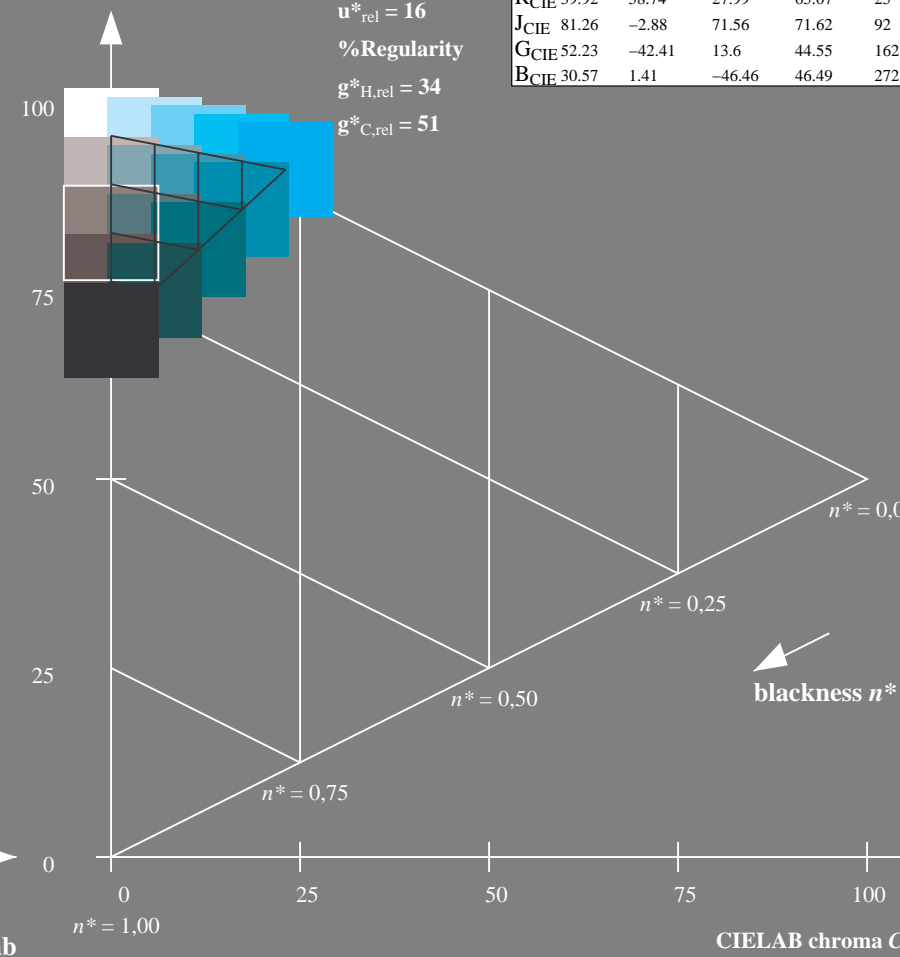
%Gamut

$u^*_{rel} = 16$

%Regularity

$g^*_{H,rel} = 34$

$g^*_{C,rel} = 51$



OE390-7, 5 step scales for constant CIELAB hue 198/360 = 0.55 (left)

5 step scales for constant CIELAB hue 198/360 = 0.55 (right)

BAM-test chart OE39; Colorimetric systems TLS70 & TLS70
 D65: Coordinate systems of 5 step colour scales for 10 hues

input: *cmly0* setcmlycolor*
 output: *no change compared to input*

See for similar files: <http://www.ps.bam.de/OE39/>
 Technical information: <http://www.ps.bam.de>
 Version 2.1, io=0,0

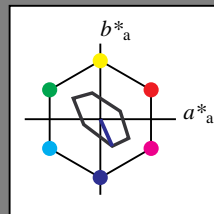
BAM registration: 20060101-OE39/10L/L39E03NP.PS/.PDF BAM material: code=rh4ta
 application for evaluation and measurement of printer or monitor systems
 /OE39/ Form: 4/10, Serie: 1/1, Page: 4 Page count: 4

Input: Colorimetric Television Luminous System TLS70

for hue $h^* = lab^*h = 294/360 = 0.816$

LAB*LCH, LAB*NCH

D65: hue V
 LCH*Ma: 72 39 294
 olv*Ma: 0.0 0.0 1.0



TLS70; adapted (a) CIELAB data

	$L^*=L^*_a$	a^*_a	b^*_a	$C^*_{ab,a}$	$h^*_{ab,a}$
O _{Ma}	76.43	26.27	10.57	28.32	22
Y _{Ma}	93.93	-10.76	34.63	36.27	107
L _{Ma}	89.32	-35.8	27.64	45.24	142
C _{Ma}	90.93	-21.95	-7.07	23.07	198
V _{Ma}	72.1	15.76	-35.63	38.97	294
M _{Ma}	78.5	37.52	-25.23	45.22	326
N _{Ma}	69.7	0.0	0.0	0.0	0
W _{Ma}	95.41	0.0	0.0	0.0	0
R _{CIE}	39.92	58.74	27.99	65.07	25
J _{CIE}	81.26	-2.88	71.56	71.62	92
G _{CIE}	52.23	-42.41	13.6	44.55	162
B _{CIE}	30.57	1.41	-46.46	46.49	272

CIELAB lightness L^*

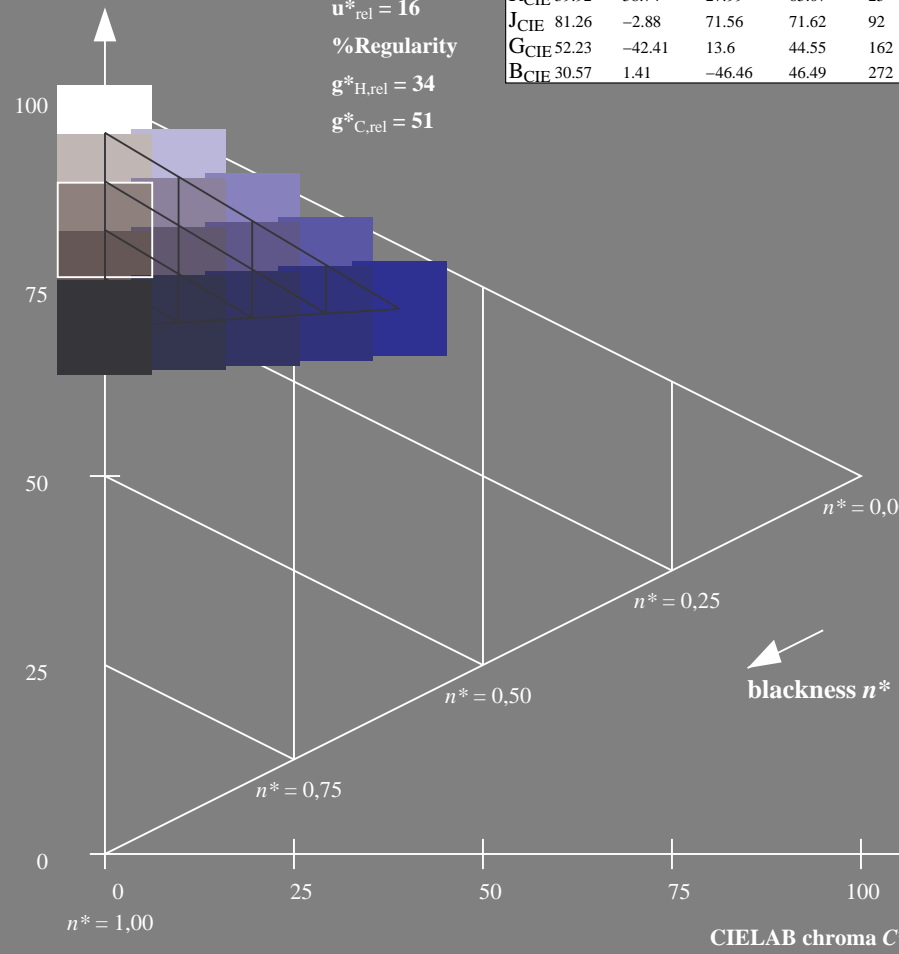
%Gamut

$u^*_{rel} = 16$

%Regularity

$g^*_{H,rel} = 34$

$g^*_{C,rel} = 51$



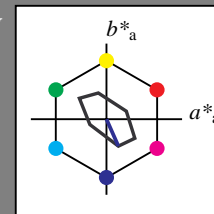
OE390-7, 5 step scales for constant CIELAB hue 294/360 = 0.816 (left)

Output: Colorimetric Television Luminous System TLS70

for hue $h^* = lab^*h = 294/360 = 0.816$

LAB*LCH, LAB*NCH

D65: hue V
 LCH*Ma: 72 39 294
 olv*Ma: 0.0 0.0 1.0



TLS70; adapted (a) CIELAB data

	$L^*=L^*_a$	a^*_a	b^*_a	$C^*_{ab,a}$	$h^*_{ab,a}$
O _{Ma}	76.43	26.27	10.57	28.32	22
Y _{Ma}	93.93	-10.76	34.63	36.27	107
L _{Ma}	89.32	-35.8	27.64	45.24	142
C _{Ma}	90.93	-21.95	-7.07	23.07	198
V _{Ma}	72.1	15.76	-35.63	38.97	294
M _{Ma}	78.5	37.52	-25.23	45.22	326
N _{Ma}	69.7	0.0	0.0	0.0	0
W _{Ma}	95.41	0.0	0.0	0.0	0
R _{CIE}	39.92	58.74	27.99	65.07	25
J _{CIE}	81.26	-2.88	71.56	71.62	92
G _{CIE}	52.23	-42.41	13.6	44.55	162
B _{CIE}	30.57	1.41	-46.46	46.49	272

CIELAB lightness L^*

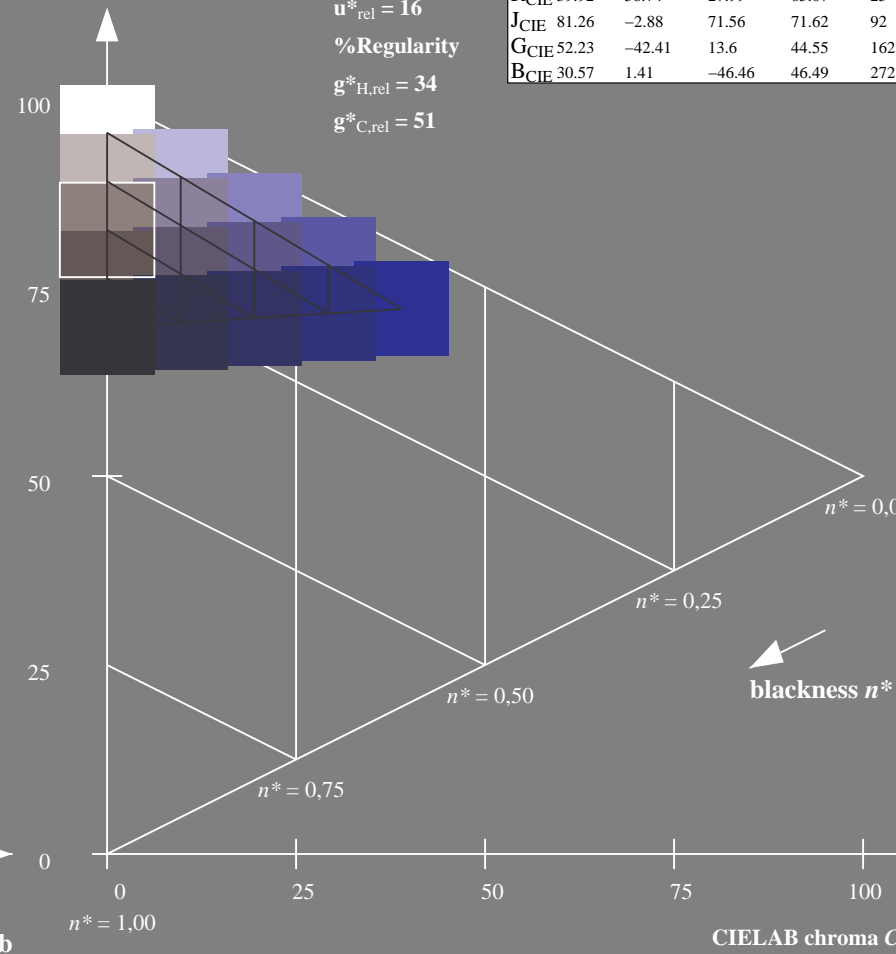
%Gamut

$u^*_{rel} = 16$

%Regularity

$g^*_{H,rel} = 34$

$g^*_{C,rel} = 51$



5 step scales for constant CIELAB hue 294/360 = 0.816 (right)

BAM-test chart OE39; Colorimetric systems TLS70 & TLS70
 D65: Coordinate systems of 5 step colour scales for 10 hues

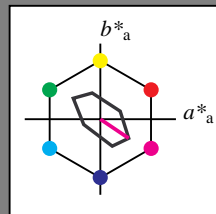
input: *cmY0* setcmYcolor*
 output: *no change compared to input*

Input: Colorimetric Television Luminous System TLS70

for hue $h^* = lab^*h = 326/360 = 0.906$

LAB*LCH, LAB*NCH

D65: hue M
 LCH*Ma: 79 45 326
 olv*Ma: 1.0 0.0 1.0



TLS70; adapted (a) CIELAB data

	$L^* = L^*_a$	a^*_a	b^*_a	$C^*_{ab,a}$	$h^*_{ab,a}$
O _{Ma}	76.43	26.27	10.57	28.32	22
Y _{Ma}	93.93	-10.76	34.63	36.27	107
L _{Ma}	89.32	-35.8	27.64	45.24	142
C _{Ma}	90.93	-21.95	-7.07	23.07	198
V _{Ma}	72.1	15.76	-35.63	38.97	294
M _{Ma}	78.5	37.52	-25.23	45.22	326
N _{Ma}	69.7	0.0	0.0	0.0	0
W _{Ma}	95.41	0.0	0.0	0.0	0
R _{CIE}	39.92	58.74	27.99	65.07	25
J _{CIE}	81.26	-2.88	71.56	71.62	92
G _{CIE}	52.23	-42.41	13.6	44.55	162
B _{CIE}	30.57	1.41	-46.46	46.49	272

CIELAB lightness L^*

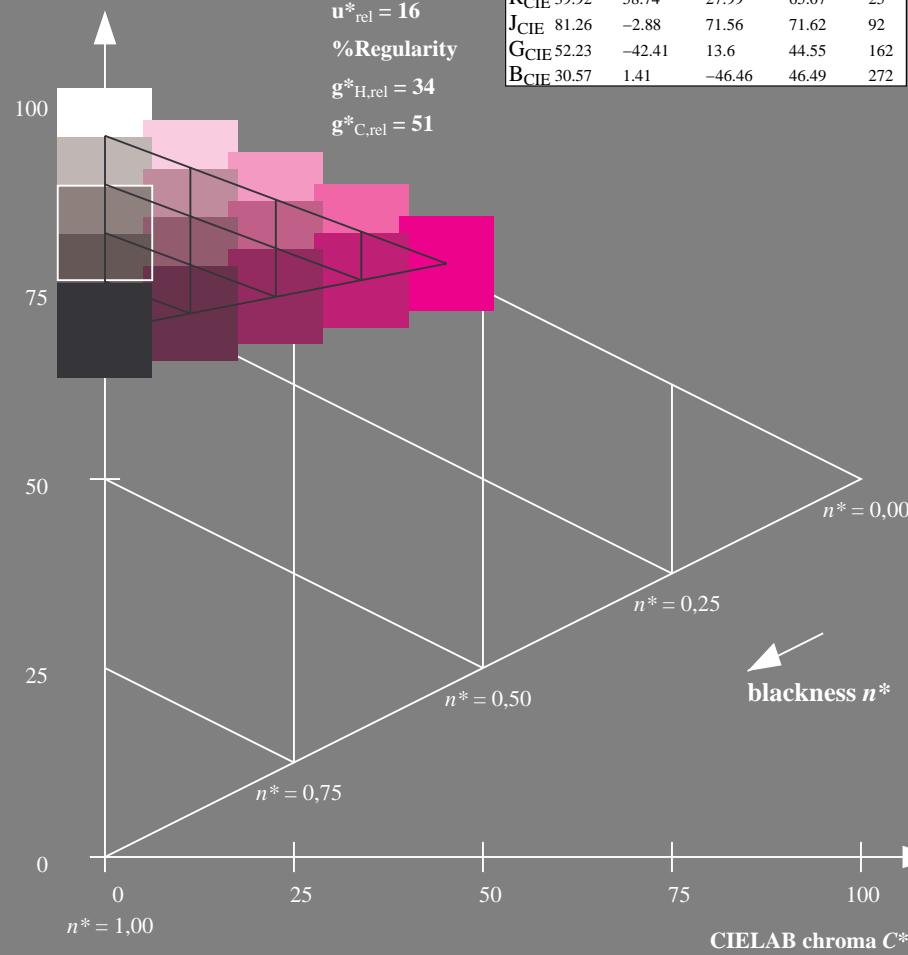
%Gamut

$u^*_{rel} = 16$

%Regularity

$g^*_{H,rel} = 34$

$g^*_{C,rel} = 51$



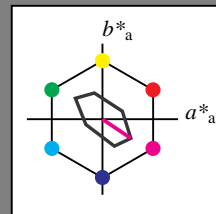
OE390-7, 5 step scales for constant CIELAB hue 326/360 = 0.906 (left)

Output: Colorimetric Television Luminous System TLS70

for hue $h^* = lab^*h = 326/360 = 0.906$

LAB*LCH, LAB*NCH

D65: hue M
 LCH*Ma: 79 45 326
 olv*Ma: 1.0 0.0 1.0



TLS70; adapted (a) CIELAB data

	$L^* = L^*_a$	a^*_a	b^*_a	$C^*_{ab,a}$	$h^*_{ab,a}$
O _{Ma}	76.43	26.27	10.57	28.32	22
Y _{Ma}	93.93	-10.76	34.63	36.27	107
L _{Ma}	89.32	-35.8	27.64	45.24	142
C _{Ma}	90.93	-21.95	-7.07	23.07	198
V _{Ma}	72.1	15.76	-35.63	38.97	294
M _{Ma}	78.5	37.52	-25.23	45.22	326
N _{Ma}	69.7	0.0	0.0	0.0	0
W _{Ma}	95.41	0.0	0.0	0.0	0
R _{CIE}	39.92	58.74	27.99	65.07	25
J _{CIE}	81.26	-2.88	71.56	71.62	92
G _{CIE}	52.23	-42.41	13.6	44.55	162
B _{CIE}	30.57	1.41	-46.46	46.49	272

CIELAB lightness L^*

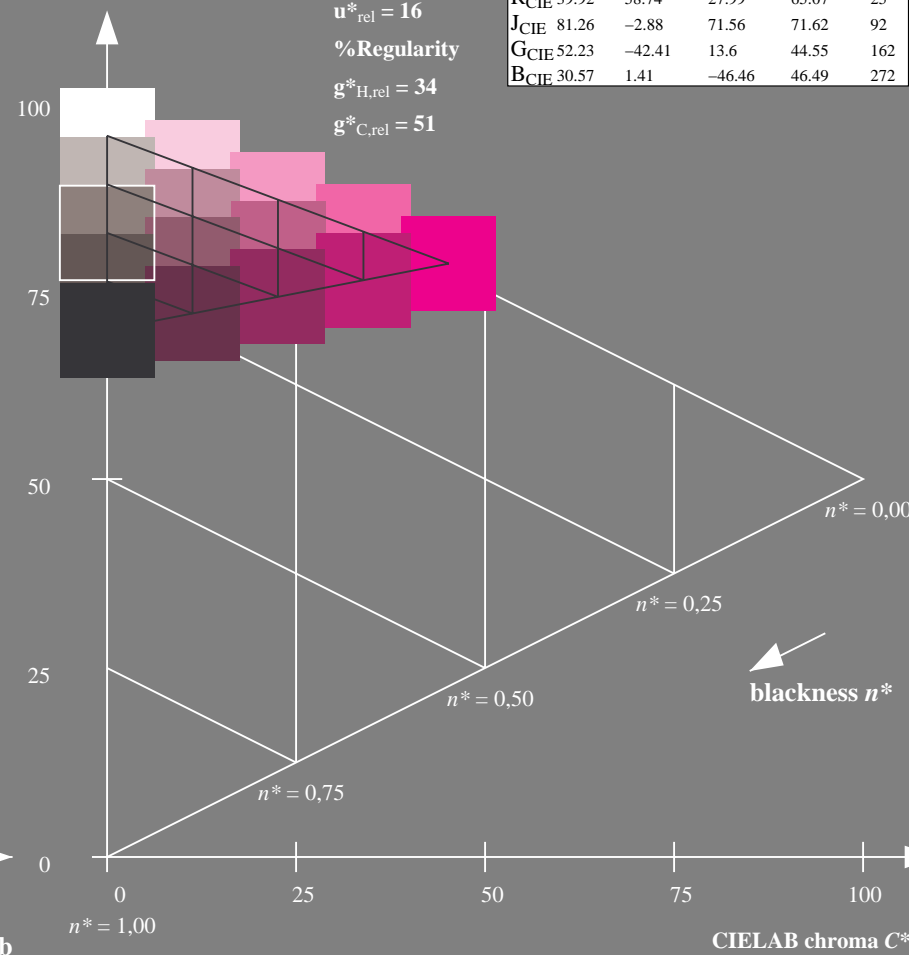
%Gamut

$u^*_{rel} = 16$

%Regularity

$g^*_{H,rel} = 34$

$g^*_{C,rel} = 51$



5 step scales for constant CIELAB hue 326/360 = 0.906 (right)

BAM-test chart OE39; Colorimetric systems TLS70 & TLS70
 D65: Coordinate systems of 5 step colour scales for 10 hues

input: *cmY0* setcmykcolor*
 output: *no change compared to input*

See for similar files: <http://www.ps.bam.de/OE39/>
 Technical information: <http://www.ps.bam.de>
 Version 2.1, io=0,0

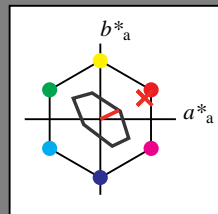
BAM registration: 20060101-OE39/10L/L39E05NP.PS/.PDF BAM material: code=rh4ta
 application for evaluation and measurement of printer or monitor systems
 /OE39/ Form: 6/10, Serie: 1/1, Page: 6 Page count: 6

Input: Colorimetric Television Luminous System TLS70

for hue $h^* = lab^*h = 25/360 = 0.071$

LAB*LCH, LAB*NCH

D65: hue R
 LCH*Ma: 77 27 25
 olv*Ma: 1.0 0.05 0.0



TLS70; adapted (a) CIELAB data

	$L^*=L^*_a$	a^*_a	b^*_a	$C^*_{ab,a}$	$h^*_{ab,a}$
O _{Ma}	76.43	26.27	10.57	28.32	22
Y _{Ma}	93.93	-10.76	34.63	36.27	107
L _{Ma}	89.32	-35.8	27.64	45.24	142
C _{Ma}	90.93	-21.95	-7.07	23.07	198
V _{Ma}	72.1	15.76	-35.63	38.97	294
M _{Ma}	78.5	37.52	-25.23	45.22	326
N _{Ma}	69.7	0.0	0.0	0.0	0
W _{Ma}	95.41	0.0	0.0	0.0	0
R _{CIE}	39.92	58.74	27.99	65.07	25
J _{CIE}	81.26	-2.88	71.56	71.62	92
G _{CIE}	52.23	-42.41	13.6	44.55	162
B _{CIE}	30.57	1.41	-46.46	46.49	272

CIELAB lightness L^*

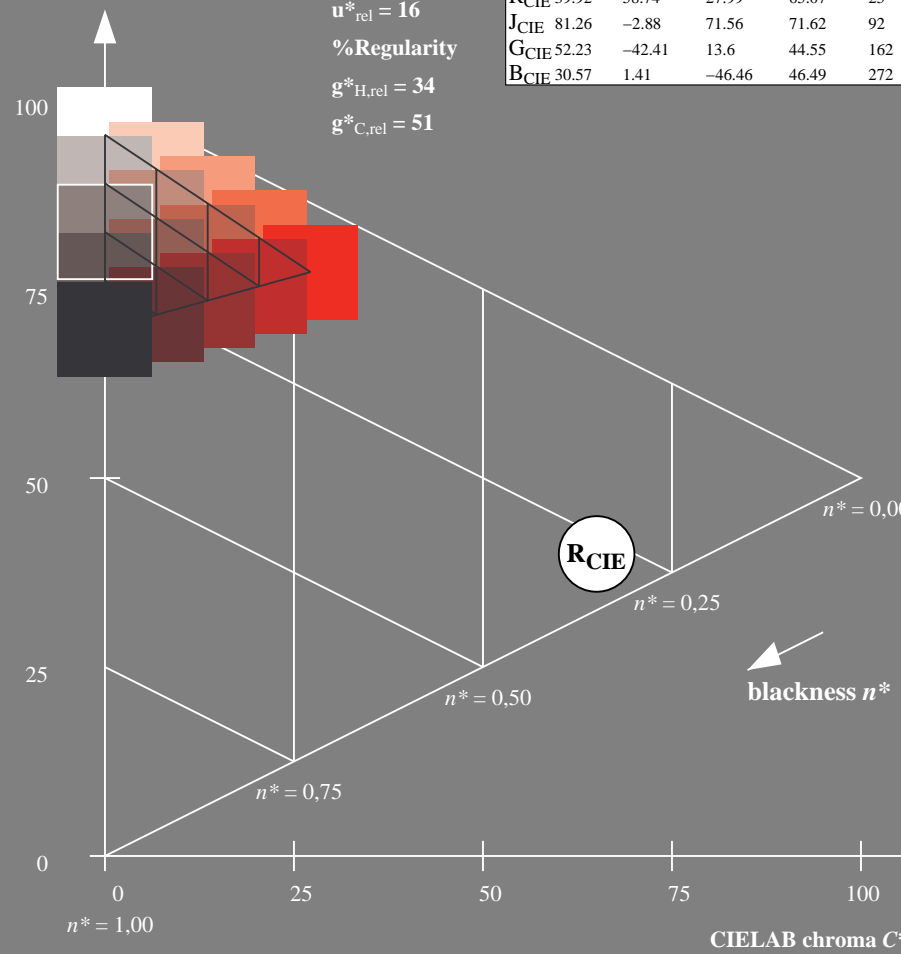
%Gamut

$u^*_{rel} = 16$

%Regularity

$g^*_{H,rel} = 34$

$g^*_{C,rel} = 51$

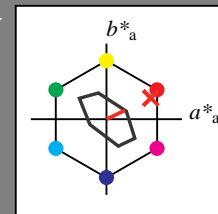


Output: Colorimetric Television Luminous System TLS70

for hue $h^* = lab^*h = 25/360 = 0.071$

LAB*LCH, LAB*NCH

D65: hue R
 LCH*Ma: 77 27 25
 olv*Ma: 1.0 0.05 0.0



TLS70; adapted (a) CIELAB data

	$L^*=L^*_a$	a^*_a	b^*_a	$C^*_{ab,a}$	$h^*_{ab,a}$
O _{Ma}	76.43	26.27	10.57	28.32	22
Y _{Ma}	93.93	-10.76	34.63	36.27	107
L _{Ma}	89.32	-35.8	27.64	45.24	142
C _{Ma}	90.93	-21.95	-7.07	23.07	198
V _{Ma}	72.1	15.76	-35.63	38.97	294
M _{Ma}	78.5	37.52	-25.23	45.22	326
N _{Ma}	69.7	0.0	0.0	0.0	0
W _{Ma}	95.41	0.0	0.0	0.0	0
R _{CIE}	39.92	58.74	27.99	65.07	25
J _{CIE}	81.26	-2.88	71.56	71.62	92
G _{CIE}	52.23	-42.41	13.6	44.55	162
B _{CIE}	30.57	1.41	-46.46	46.49	272

CIELAB lightness L^*

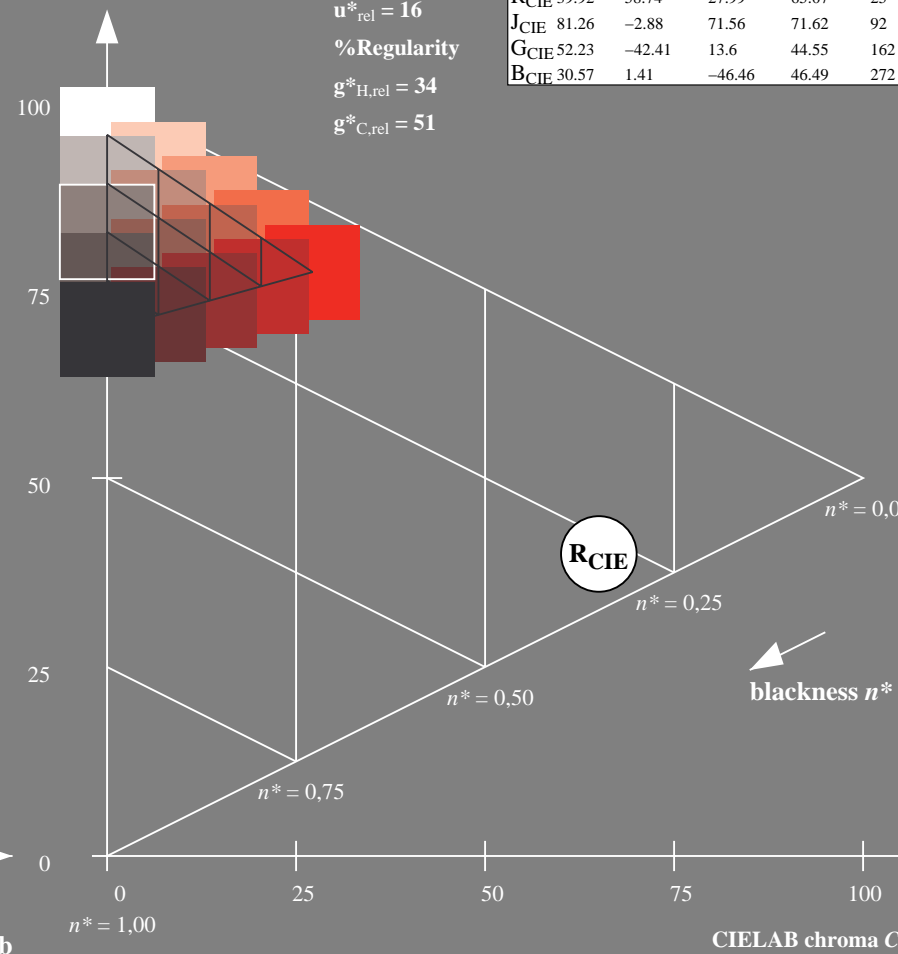
%Gamut

$u^*_{rel} = 16$

%Regularity

$g^*_{H,rel} = 34$

$g^*_{C,rel} = 51$



OE390-7, 5 step scales for constant CIELAB hue 25/360 = 0.071 (left)

5 step scales for constant CIELAB hue 25/360 = 0.071 (right)

BAM-test chart OE39; Colorimetric systems TLS70 & TLS70
 D65: Coordinate systems of 5 step colour scales for 10 hues

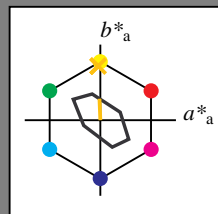
input: *cmY0* setcmykcolor*
 output: *no change compared to input*

Input: Colorimetric Television Luminous System TLS70

for hue $h^* = lab^*h = 92/360 = 0.256$

LAB*LCH, LAB*NCH

D65: hue J
 LCH*Ma: 89 28 92
 olv*Ma: 1.0 0.74 0.0



TLS70; adapted (a) CIELAB data

	$L^*=L^*_a$	a^*_a	b^*_a	$C^*_{ab,a}$	$h^*_{ab,a}$
O _{Ma}	76.43	26.27	10.57	28.32	22
Y _{Ma}	93.93	-10.76	34.63	36.27	107
L _{Ma}	89.32	-35.8	27.64	45.24	142
C _{Ma}	90.93	-21.95	-7.07	23.07	198
V _{Ma}	72.1	15.76	-35.63	38.97	294
M _{Ma}	78.5	37.52	-25.23	45.22	326
N _{Ma}	69.7	0.0	0.0	0.0	0
W _{Ma}	95.41	0.0	0.0	0.0	0
R _{CIE}	39.92	58.74	27.99	65.07	25
J _{CIE}	81.26	-2.88	71.56	71.62	92
G _{CIE}	52.23	-42.41	13.6	44.55	162
B _{CIE}	30.57	1.41	-46.46	46.49	272

CIELAB lightness L^*

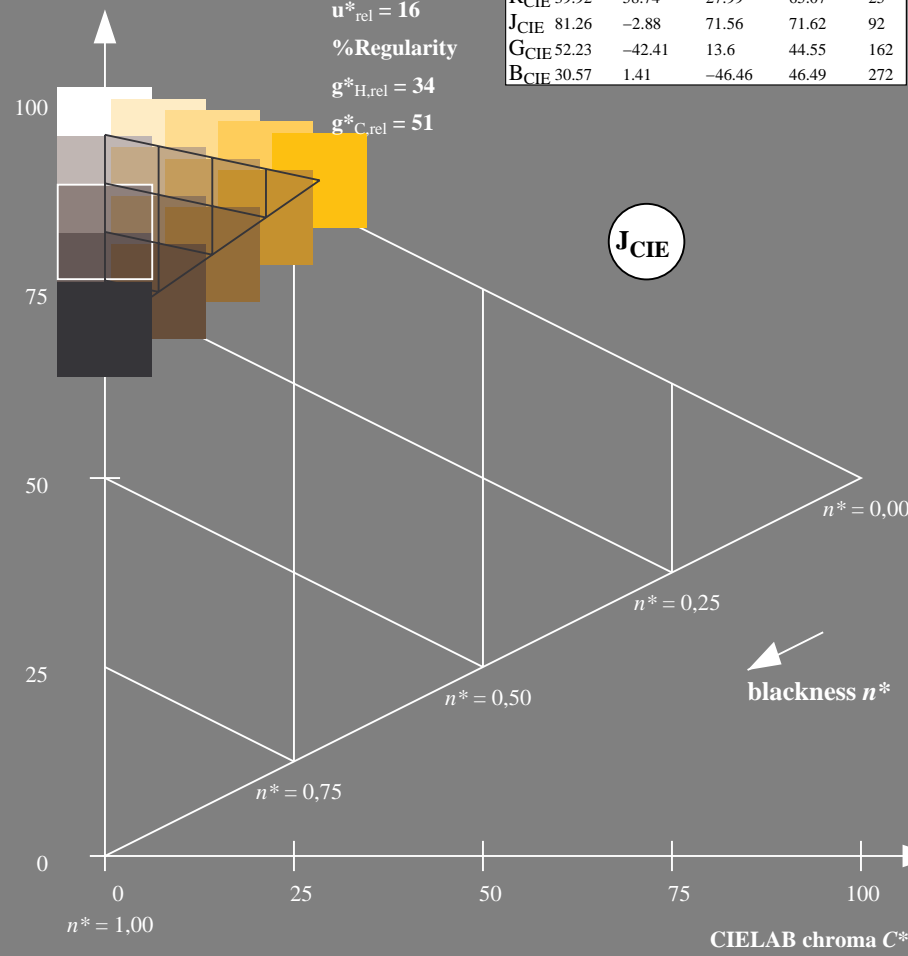
%Gamut

$u^*_{rel} = 16$

%Regularity

$g^*_{H,rel} = 34$

$g^*_{C,rel} = 51$



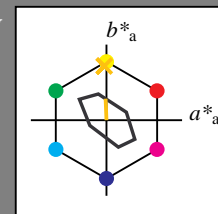
OE390-7, 5 step scales for constant CIELAB hue 92/360 = 0.256 (left)

Output: Colorimetric Television Luminous System TLS70

for hue $h^* = lab^*h = 92/360 = 0.256$

LAB*LCH, LAB*NCH

D65: hue J
 LCH*Ma: 89 28 92
 olv*Ma: 1.0 0.74 0.0



TLS70; adapted (a) CIELAB data

	$L^*=L^*_a$	a^*_a	b^*_a	$C^*_{ab,a}$	$h^*_{ab,a}$
O _{Ma}	76.43	26.27	10.57	28.32	22
Y _{Ma}	93.93	-10.76	34.63	36.27	107
L _{Ma}	89.32	-35.8	27.64	45.24	142
C _{Ma}	90.93	-21.95	-7.07	23.07	198
V _{Ma}	72.1	15.76	-35.63	38.97	294
M _{Ma}	78.5	37.52	-25.23	45.22	326
N _{Ma}	69.7	0.0	0.0	0.0	0
W _{Ma}	95.41	0.0	0.0	0.0	0
R _{CIE}	39.92	58.74	27.99	65.07	25
J _{CIE}	81.26	-2.88	71.56	71.62	92
G _{CIE}	52.23	-42.41	13.6	44.55	162
B _{CIE}	30.57	1.41	-46.46	46.49	272

CIELAB lightness L^*

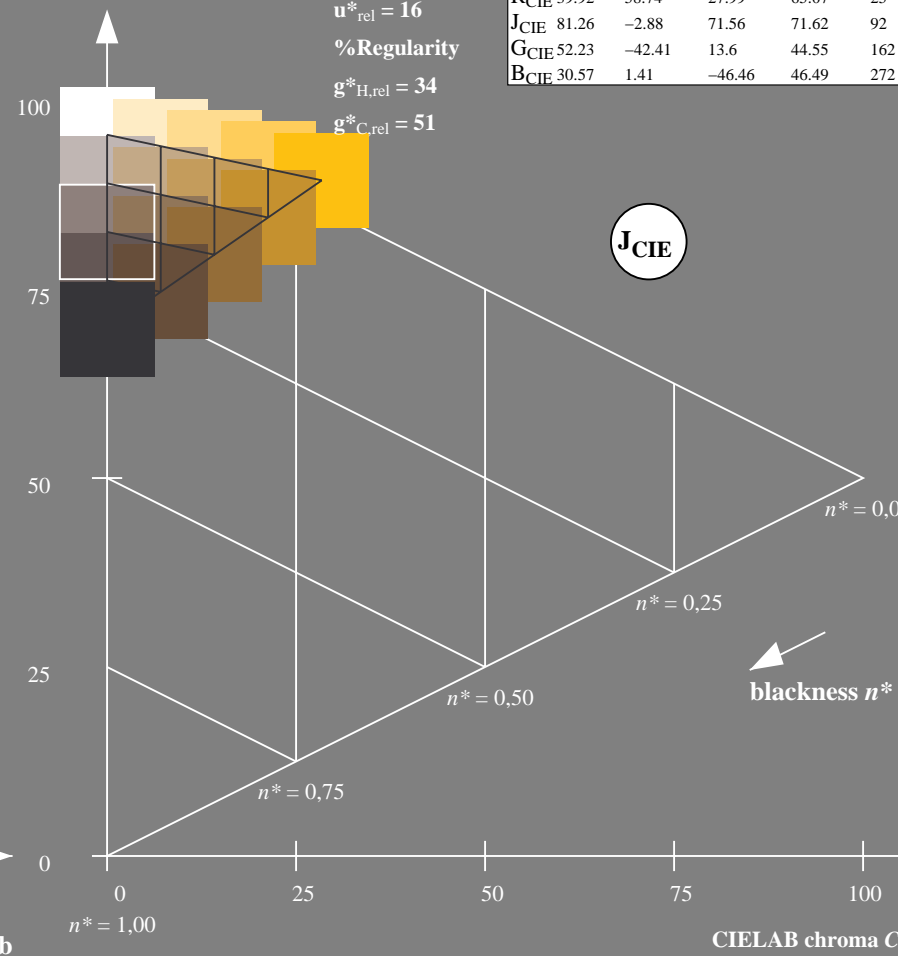
%Gamut

$u^*_{rel} = 16$

%Regularity

$g^*_{H,rel} = 34$

$g^*_{C,rel} = 51$



5 step scales for constant CIELAB hue 92/360 = 0.256 (right)

BAM-test chart OE39; Colorimetric systems TLS70 & TLS70
 D65: Coordinate systems of 5 step colour scales for 10 hues

input: *cmly0* setcmlycolor*
 output: *no change compared to input*

See for similar files: <http://www.ps.bam.de/OE39/>
 Technical information: <http://www.ps.bam.de>
 Version 2.1, io=0,0

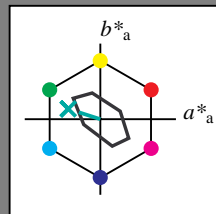
BAM registration: 20060101-OE39/10L/L39E07NP.PS/.PDF
 application for evaluation and measurement of printer or monitor systems
 BAM material: code=rh4ta
 /OE39/ Form: 8/10, Serie: 1/1, Page: 8 Page count: 8

Input: Colorimetric Television Luminous System TLS70

for hue $h^* = lab^*h = 162/360 = 0.451$

LAB*LCH, LAB*NCH

D65: hue G
 LCH*Ma: 90 30 162
 olv*Ma: 0.0 1.0 0.53



TLS70; adapted (a) CIELAB data

	$L^*=L^*_a$	a^*_a	b^*_a	$C^*_{ab,a}$	$h^*_{ab,a}$
O _{Ma}	76.43	26.27	10.57	28.32	22
Y _{Ma}	93.93	-10.76	34.63	36.27	107
L _{Ma}	89.32	-35.8	27.64	45.24	142
C _{Ma}	90.93	-21.95	-7.07	23.07	198
V _{Ma}	72.1	15.76	-35.63	38.97	294
M _{Ma}	78.5	37.52	-25.23	45.22	326
N _{Ma}	69.7	0.0	0.0	0.0	0
W _{Ma}	95.41	0.0	0.0	0.0	0
R _{CIE}	39.92	58.74	27.99	65.07	25
J _{CIE}	81.26	-2.88	71.56	71.62	92
G _{CIE}	52.23	-42.41	13.6	44.55	162
B _{CIE}	30.57	1.41	-46.46	46.49	272

CIELAB lightness L^*

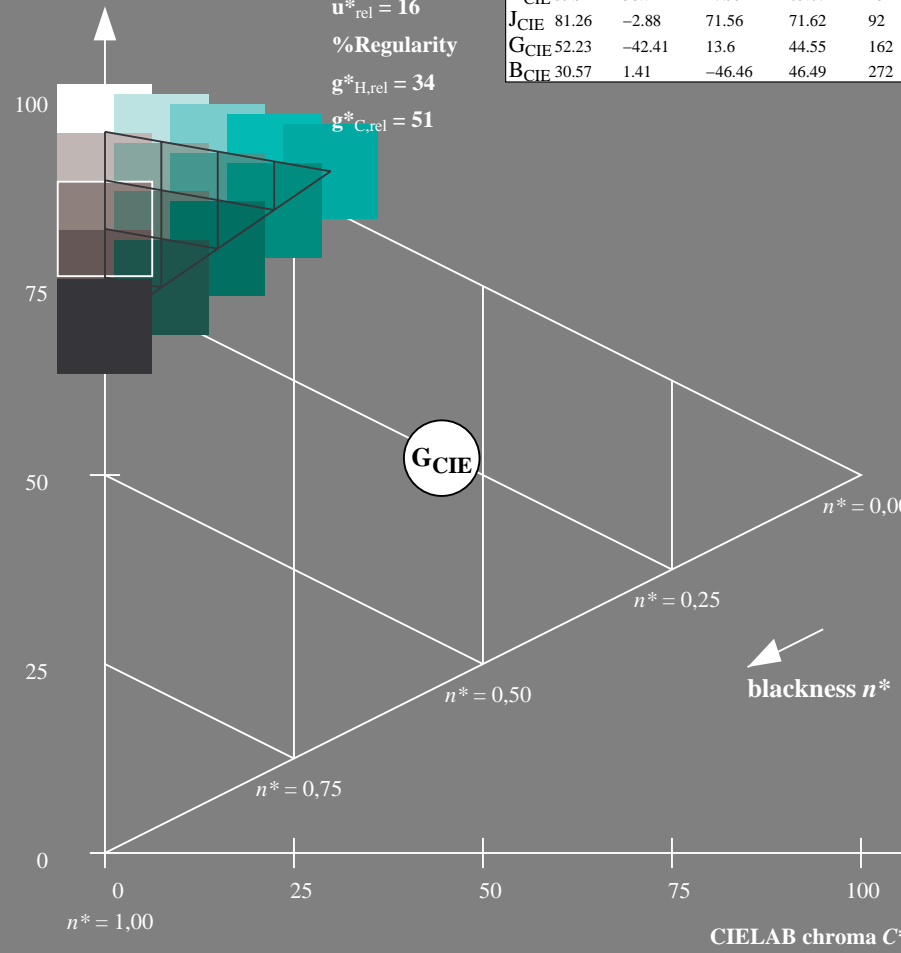
%Gamut

$u^*_{rel} = 16$

%Regularity

$g^*_{H,rel} = 34$

$g^*_{C,rel} = 51$



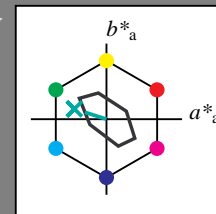
OE390-7, 5 step scales for constant CIELAB hue 162/360 = 0.451 (left)

Output: Colorimetric Television Luminous System TLS70

for hue $h^* = lab^*h = 162/360 = 0.451$

LAB*LCH, LAB*NCH

D65: hue G
 LCH*Ma: 90 30 162
 olv*Ma: 0.0 1.0 0.53



TLS70; adapted (a) CIELAB data

	$L^*=L^*_a$	a^*_a	b^*_a	$C^*_{ab,a}$	$h^*_{ab,a}$
O _{Ma}	76.43	26.27	10.57	28.32	22
Y _{Ma}	93.93	-10.76	34.63	36.27	107
L _{Ma}	89.32	-35.8	27.64	45.24	142
C _{Ma}	90.93	-21.95	-7.07	23.07	198
V _{Ma}	72.1	15.76	-35.63	38.97	294
M _{Ma}	78.5	37.52	-25.23	45.22	326
N _{Ma}	69.7	0.0	0.0	0.0	0
W _{Ma}	95.41	0.0	0.0	0.0	0
R _{CIE}	39.92	58.74	27.99	65.07	25
J _{CIE}	81.26	-2.88	71.56	71.62	92
G _{CIE}	52.23	-42.41	13.6	44.55	162
B _{CIE}	30.57	1.41	-46.46	46.49	272

CIELAB lightness L^*

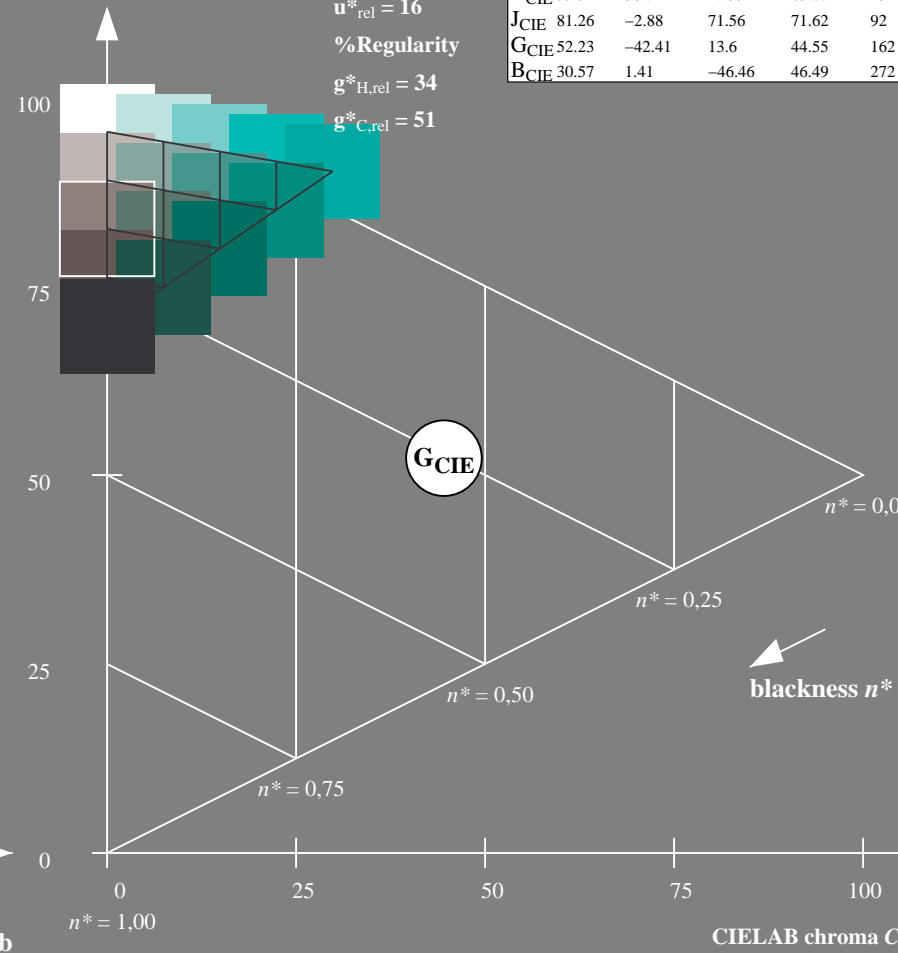
%Gamut

$u^*_{rel} = 16$

%Regularity

$g^*_{H,rel} = 34$

$g^*_{C,rel} = 51$



5 step scales for constant CIELAB hue 162/360 = 0.451 (right)

BAM-test chart OE39; Colorimetric systems TLS70 & TLS70
 D65: Coordinate systems of 5 step colour scales for 10 hues

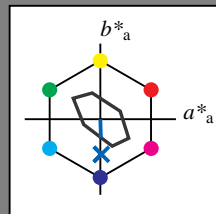
input: *cmly0* setcmlycolor*
 output: *no change compared to input*

Input: Colorimetric Television Luminous System TLS70

for hue $h^* = lab^*h = 272/360 = 0.755$

LAB*LCH, LAB*NCH

D65: hue B
 LCH*Ma: 80 24 272
 olv*Ma: 0.0 0.4 1.0



TLS70; adapted (a) CIELAB data

	$L^*=L^*_a$	a^*_a	b^*_a	$C^*_{ab,a}$	$h^*_{ab,a}$
O _{Ma}	76.43	26.27	10.57	28.32	22
Y _{Ma}	93.93	-10.76	34.63	36.27	107
L _{Ma}	89.32	-35.8	27.64	45.24	142
C _{Ma}	90.93	-21.95	-7.07	23.07	198
V _{Ma}	72.1	15.76	-35.63	38.97	294
M _{Ma}	78.5	37.52	-25.23	45.22	326
N _{Ma}	69.7	0.0	0.0	0.0	0
W _{Ma}	95.41	0.0	0.0	0.0	0
R _{CIE}	39.92	58.74	27.99	65.07	25
J _{CIE}	81.26	-2.88	71.56	71.62	92
G _{CIE}	52.23	-42.41	13.6	44.55	162
B _{CIE}	30.57	1.41	-46.46	46.49	272

CIELAB lightness L^*

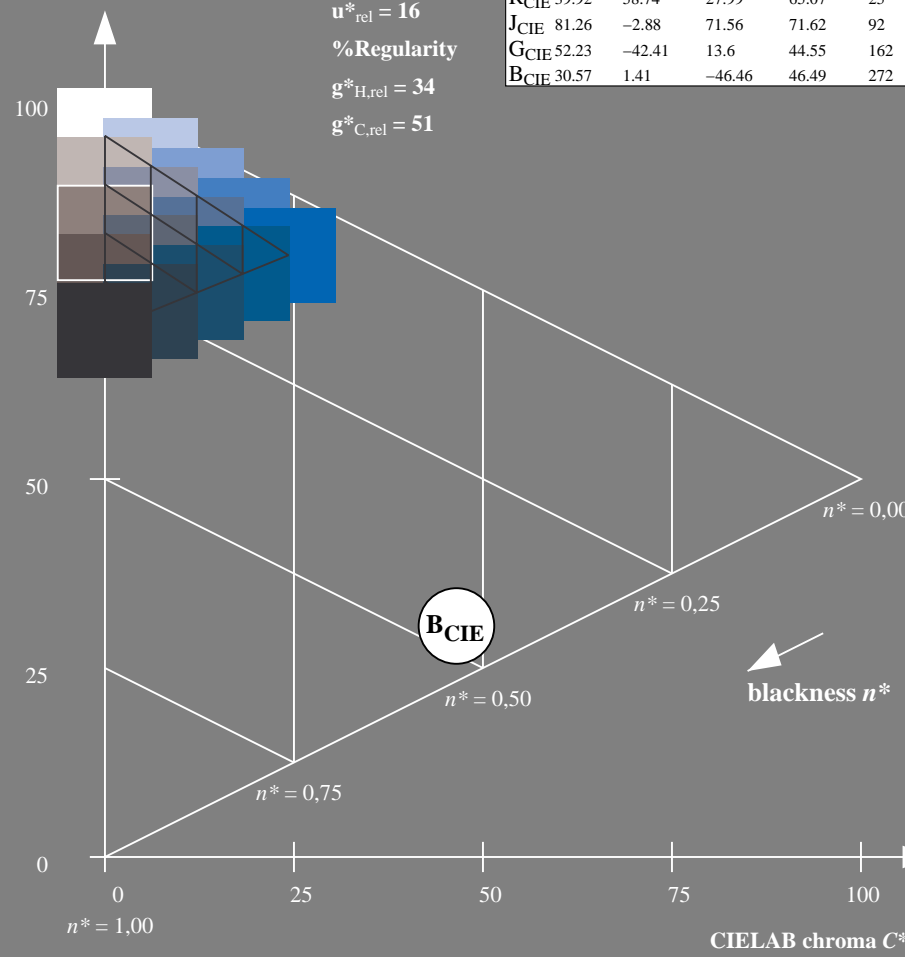
%Gamut

$u^*_{rel} = 16$

%Regularity

$g^*_{H,rel} = 34$

$g^*_{C,rel} = 51$



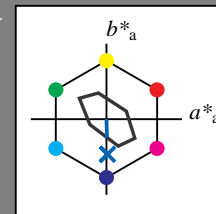
OE390-7, 5 step scales for constant CIELAB hue 272/360 = 0.755 (left)

Output: Colorimetric Television Luminous System TLS70

for hue $h^* = lab^*h = 272/360 = 0.755$

LAB*LCH, LAB*NCH

D65: hue B
 LCH*Ma: 80 24 272
 olv*Ma: 0.0 0.4 1.0



TLS70; adapted (a) CIELAB data

	$L^*=L^*_a$	a^*_a	b^*_a	$C^*_{ab,a}$	$h^*_{ab,a}$
O _{Ma}	76.43	26.27	10.57	28.32	22
Y _{Ma}	93.93	-10.76	34.63	36.27	107
L _{Ma}	89.32	-35.8	27.64	45.24	142
C _{Ma}	90.93	-21.95	-7.07	23.07	198
V _{Ma}	72.1	15.76	-35.63	38.97	294
M _{Ma}	78.5	37.52	-25.23	45.22	326
N _{Ma}	69.7	0.0	0.0	0.0	0
W _{Ma}	95.41	0.0	0.0	0.0	0
R _{CIE}	39.92	58.74	27.99	65.07	25
J _{CIE}	81.26	-2.88	71.56	71.62	92
G _{CIE}	52.23	-42.41	13.6	44.55	162
B _{CIE}	30.57	1.41	-46.46	46.49	272

CIELAB lightness L^*

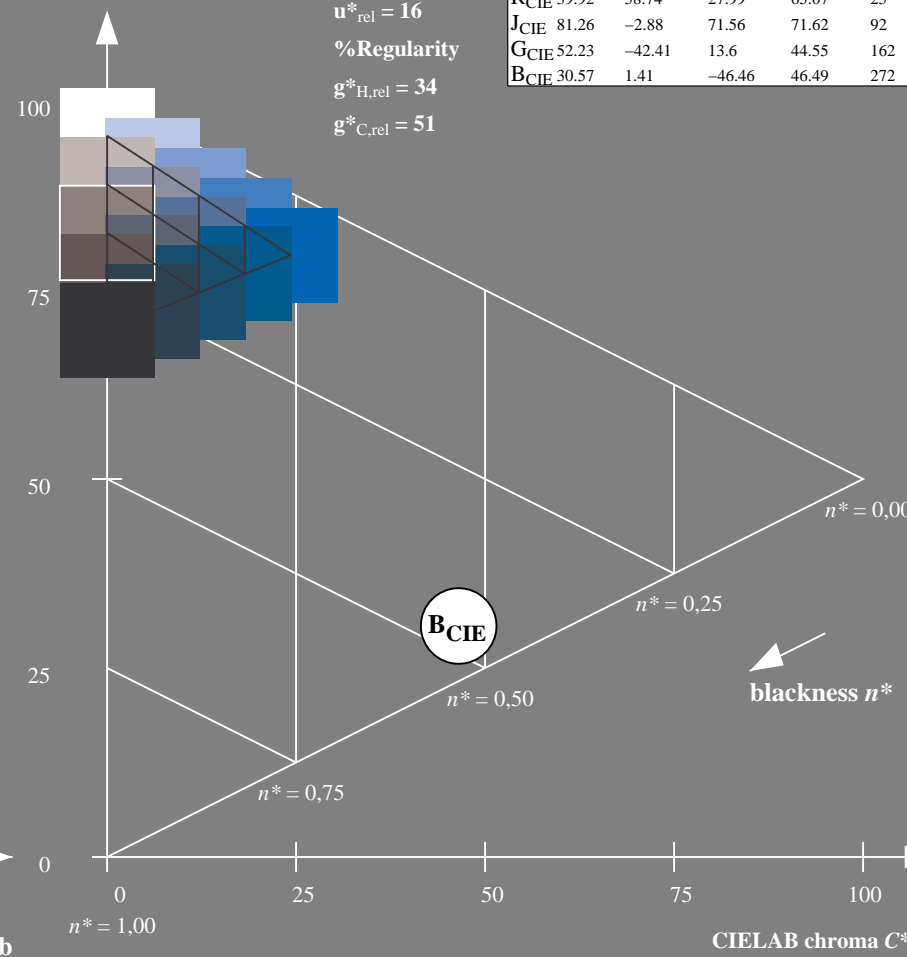
%Gamut

$u^*_{rel} = 16$

%Regularity

$g^*_{H,rel} = 34$

$g^*_{C,rel} = 51$



5 step scales for constant CIELAB hue 272/360 = 0.755 (right)

BAM-test chart OE39; Colorimetric systems TLS70 & TLS70
 D65: Coordinate systems of 5 step colour scales for 10 hues

input: *cmly0* setcmlycolor*
 output: *no change compared to input*

See for similar files: <http://www.ps.bam.de/OE39/>
 Technical information: <http://www.ps.bam.de>
 Version 2.1, io=0,0

BAM registration: 20060101-OE39/10L/L39E09NP.PS/.PDF BAM material: code=rh4ta
 application for evaluation and measurement of printer or monitor systems
 /OE39/ Form: 10/01/Scene: 1/1, Page: 10 Page count: 10