

Input: Colorimetric Television Luminous System TLS70

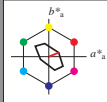
for hue $h^* = lab^*h = 22/360 = 0.061$

LAB**LCH*, LAB**NCH*

D65: hue O

LCH**Ma*: 76 28 22

olv**Ma*: 1.0 0.0 0.0



TLS70; adapted (a) CIELAB data

$L^* - L^*_a$	a^*_a	b^*_a	$C^*_{ab,a}$	$h^*_{ab,a}$
OMa	76.43	26.27	10.57	28.32
YMa	93.93	-10.76	34.63	36.27
LMa	89.32	-35.8	27.64	45.24
CMa	90.93	-21.95	-7.07	23.07
VMa	72.1	15.76	-35.63	38.97
NMa	78.5	37.52	-25.23	45.22
NMa	69.7	0.0	0.0	0.0
WMa	95.41	0.0	0.0	0.0
RCIE	39.92	58.74	27.99	65.07
JCIE	81.26	-2.88	71.56	71.62
GCIE	52.23	-42.41	13.6	44.55
BCIE	30.57	1.41	-46.46	46.49

CIELAB lightness L^*

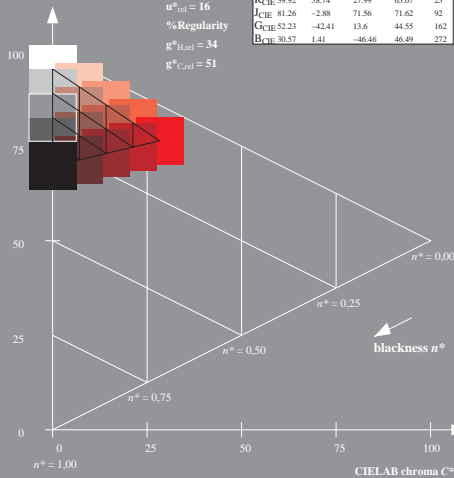
%Gamut

$u^*_{rel} = 16$

%Regularity

$g^*_{H,rel} = 34$

$g^*_{C,rel} = 51$



Output: Colorimetric Television Luminous System TLS70

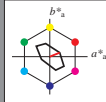
for hue $h^* = lab^*h = 22/360 = 0.061$

LAB**LCH*, LAB**NCH*

D65: hue O

LCH**Ma*: 76 28 22

olv**Ma*: 1.0 0.0 0.0



TLS70; adapted (a) CIELAB data

$L^* - L^*_a$	a^*_a	b^*_a	$C^*_{ab,a}$	$h^*_{ab,a}$
OMa	76.43	26.27	10.57	28.32
YMa	93.93	-10.76	34.63	36.27
LMa	89.32	-35.8	27.64	45.24
CMa	90.93	-21.95	-7.07	23.07
VMa	72.1	15.76	-35.63	38.97
NMa	78.5	37.52	-25.23	45.22
NMa	69.7	0.0	0.0	0.0
WMa	95.41	0.0	0.0	0.0
RCIE	39.92	58.74	27.99	65.07
JCIE	81.26	-2.88	71.56	71.62
GCIE	52.23	-42.41	13.6	44.55
BCIE	30.57	1.41	-46.46	46.49

CIELAB lightness L^*

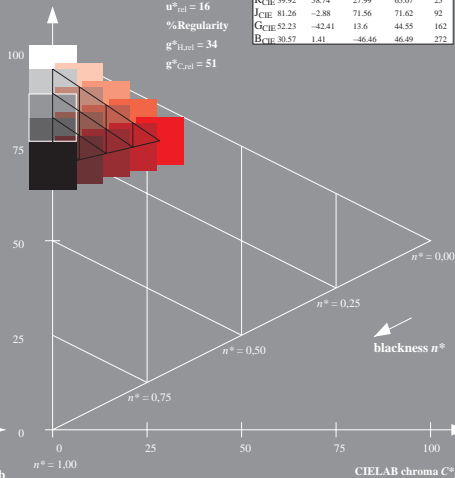
%Gamut

$u^*_{rel} = 16$

%Regularity

$g^*_{H,rel} = 34$

$g^*_{C,rel} = 51$



OE39~7, 5 step scales for constant CIELAB hue 22/360 = 0.061 (left)

5 step scales for constant CIELAB hue 22/360 = 0.061 (right)

BAM-test chart OE39; Colorimetric systems TLS70 & TLS70
 D65: Coordinate systems of 5 step colour scales for 10 hues

input: *cmy0* setcmykcolor*
 output: *cmy0*/000n* setcmykcolor*