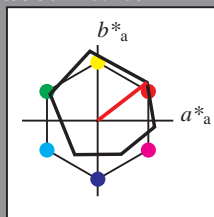


Input: Colorimetric Offset Reflective System ORS18

for hue $h^* = lab^*h = 38/360 = 0.105$
 lab^*tch and lab^*nch

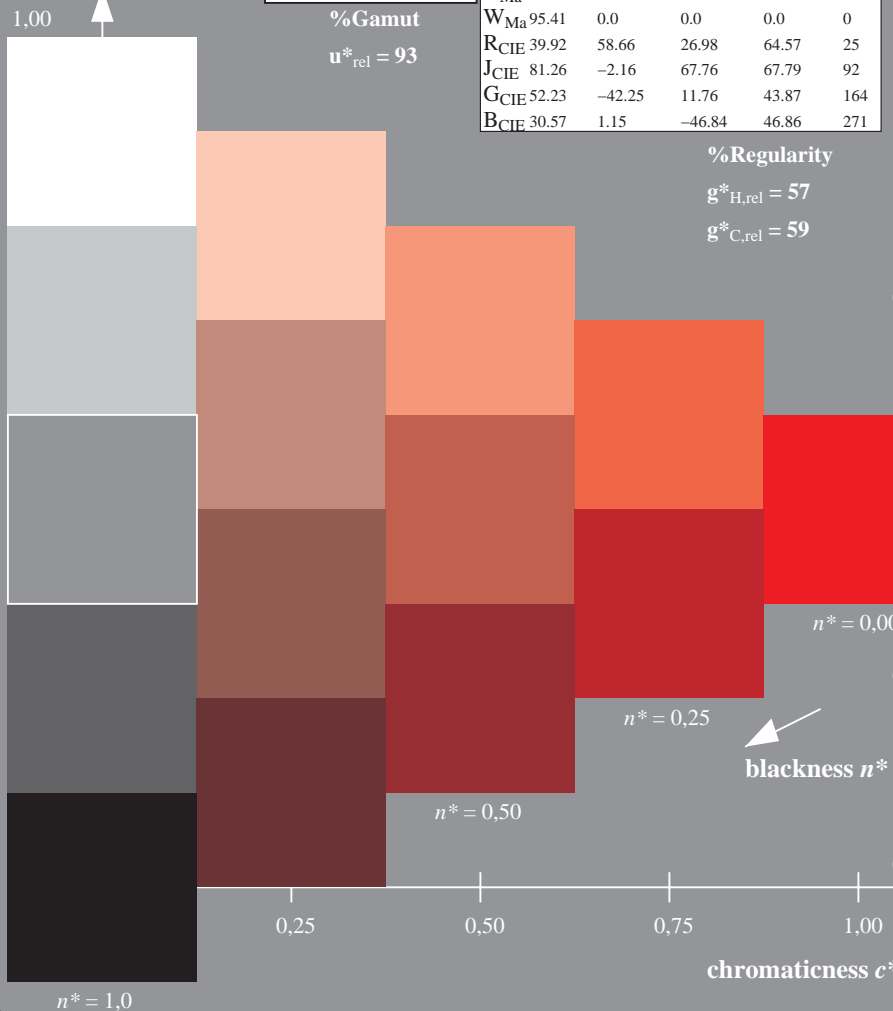
D65: hue O
 LCH*Ma: 48 83 38
 olv*Ma: 1.0 0.0 0.0
 triangle lightness



ORS18; adapted (a) CIELAB data

	$L^* = L^*_a$	a^*_a	b^*_a	$C^*_{ab,a}$	$h^*_{ab,a}$
O _{Ma}	47.94	65.39	50.52	82.63	38
Y _{Ma}	90.37	-10.26	91.75	92.32	96
L _{Ma}	50.9	-62.83	34.96	71.91	151
C _{Ma}	58.62	-30.34	-45.01	54.3	236
V _{Ma}	25.72	31.1	-44.4	54.22	305
M _{Ma}	48.13	75.28	-8.36	75.74	354
N _{Ma}	18.01	0.0	0.0	0.0	0
W _{Ma}	95.41	0.0	0.0	0.0	0
R _{CIE}	39.92	58.66	26.98	64.57	25
J _{CIE}	81.26	-2.16	67.76	67.79	92
G _{CIE}	52.23	-42.25	11.76	43.87	164
B _{CIE}	30.57	1.15	-46.84	46.86	271

%Regularity
 $g^*_{H,rel} = 57$
 $g^*_{C,rel} = 59$

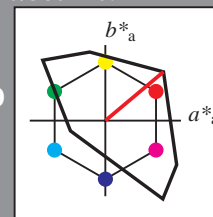


OE400-7, 5 step scales for constant CIELAB hue 38/360 = 0.105 (left)

Output: Colorimetric Television Luminous System TLS00

for hue $h^* = lab^*h = 40/360 = 0.111$
 lab^*tch and lab^*nch

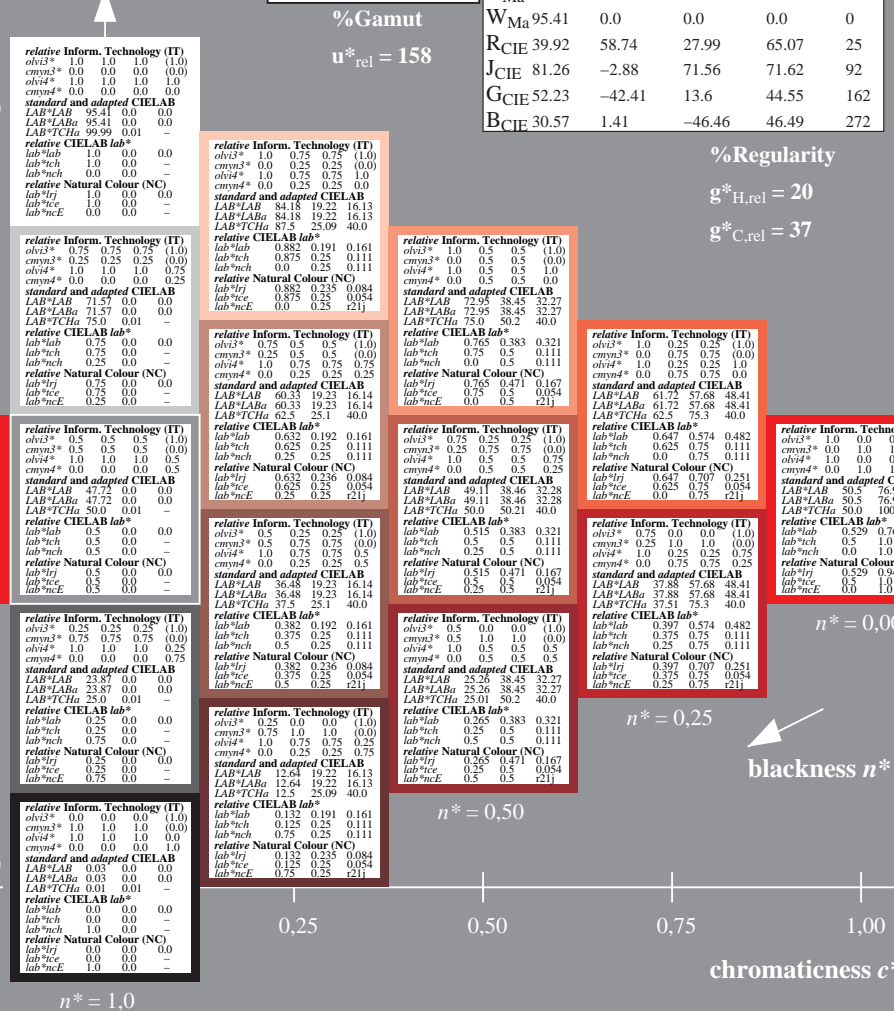
D65: hue O
 LCH*Ma: 51 100 40
 olv*Ma: 1.0 0.0 0.0
 triangle lightness



TLS00; adapted (a) CIELAB data

	$L^* = L^*_a$	a^*_a	b^*_a	$C^*_{ab,a}$	$h^*_{ab,a}$
O _{Ma}	50.5	76.92	64.55	100.42	40
Y _{Ma}	92.66	-20.69	90.75	93.08	103
L _{Ma}	83.63	-82.75	79.9	115.04	136
C _{Ma}	86.88	-46.16	-13.55	48.12	196
V _{Ma}	30.39	76.06	-103.59	128.52	306
M _{Ma}	57.3	94.35	-58.41	110.97	328
N _{Ma}	0.01	0.0	0.0	0.0	0
W _{Ma}	95.41	0.0	0.0	0.0	0
R _{CIE}	39.92	58.74	27.99	65.07	25
J _{CIE}	81.26	-2.88	71.56	71.62	92
G _{CIE}	52.23	-42.41	13.6	44.55	162
B _{CIE}	30.57	1.41	-46.46	46.49	272

%Regularity
 $g^*_{H,rel} = 20$
 $g^*_{C,rel} = 37$



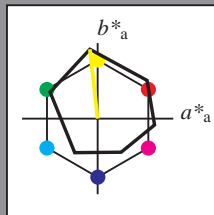
5 step scales for constant CIELAB hue 40/360 = 0.111 (right)

BAM-test chart OE40; Colorimetric systems ORS18 & TLS00
 D65: 5 step colour scales and coordinate data for 10 hues
 input: $cmY0^*setcmykcolor$
 output: $cmY0^*/000n^*setcmykcolor$

Input: Colorimetric Offset Reflective System ORS18

for hue $h^* = lab^*h = 96/360 = 0.268$
 lab^*tch and lab^*nch

D65: hue Y
 LCH*Ma: 90 92 96
 olv*Ma: 1.0 1.0 0.0
 triangle lightness



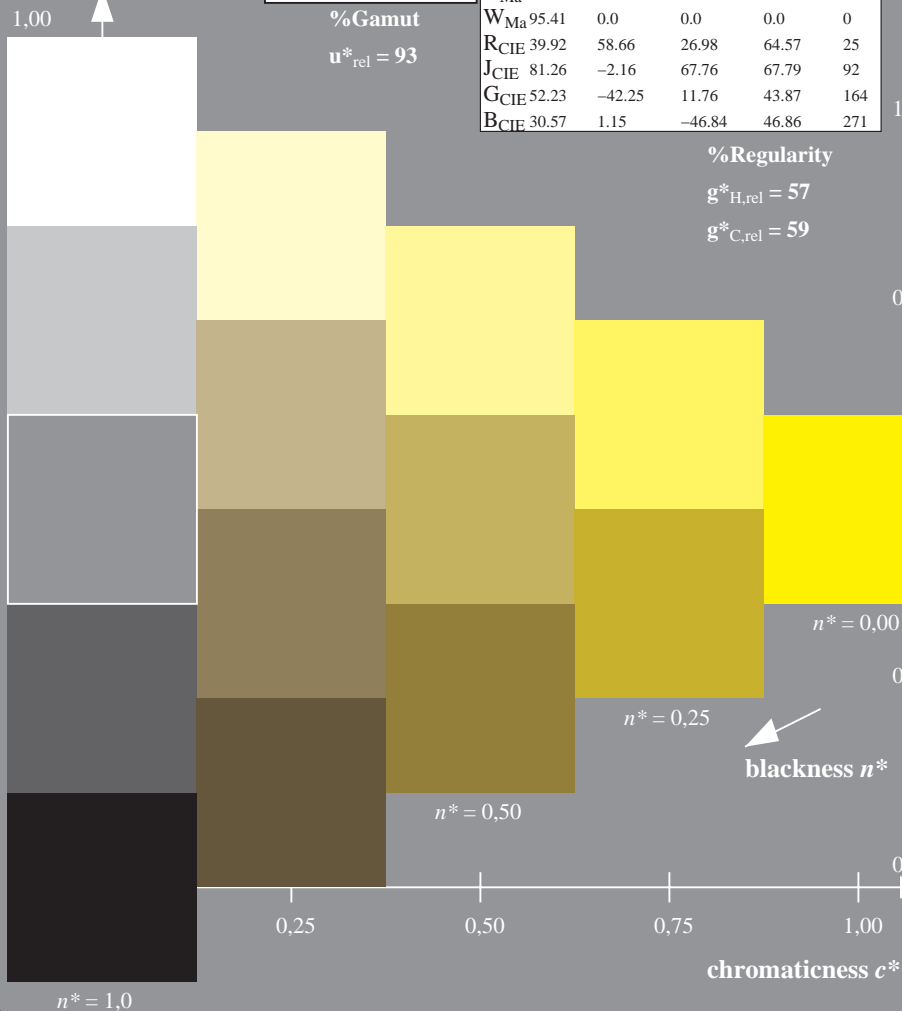
ORS18; adapted (a) CIELAB data

	$L^* = L^*_a$	a^*_a	b^*_a	$C^*_{ab,a}$	$h^*_{ab,a}$
O _{Ma}	47.94	65.39	50.52	82.63	38
Y _{Ma}	90.37	-10.26	91.75	92.32	96
L _{Ma}	50.9	-62.83	34.96	71.91	151
C _{Ma}	58.62	-30.34	-45.01	54.3	236
V _{Ma}	25.72	31.1	-44.4	54.22	305
M _{Ma}	48.13	75.28	-8.36	75.74	354
N _{Ma}	18.01	0.0	0.0	0.0	0
W _{Ma}	95.41	0.0	0.0	0.0	0
R _{CIE}	39.92	58.66	26.98	64.57	25
J _{CIE}	81.26	-2.16	67.76	67.79	92
G _{CIE}	52.23	-42.25	11.76	43.87	164
B _{CIE}	30.57	1.15	-46.84	46.86	271

%Regularity

$g^*_{H,rel} = 57$

$g^*_{C,rel} = 59$

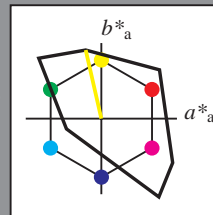


OE400-7, 5 step scales for constant CIELAB hue 96/360 = 0.268 (left)

Output: Colorimetric Television Luminous System TLS00

for hue $h^* = lab^*h = 103/360 = 0.286$
 lab^*tch and lab^*nch

D65: hue Y
 LCH*Ma: 93 93 103
 olv*Ma: 1.0 1.0 0.0
 triangle lightness



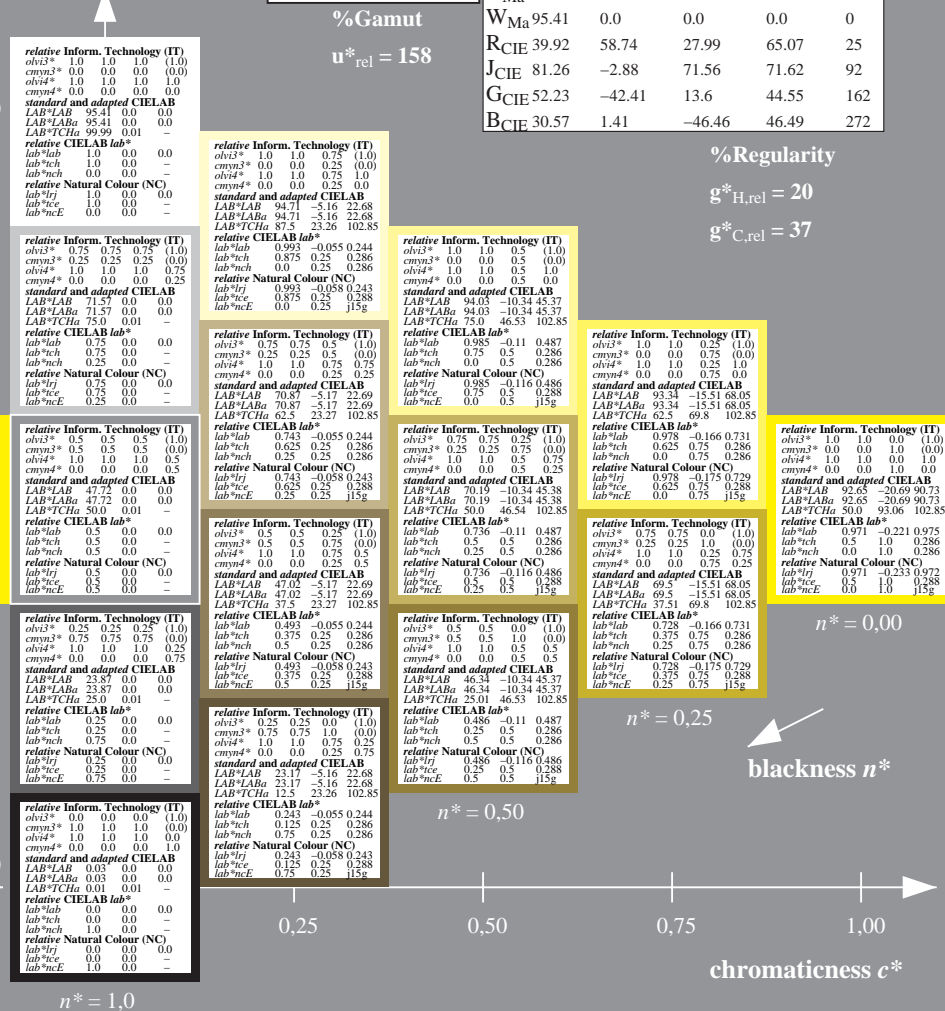
TLS00; adapted (a) CIELAB data

	$L^* = L^*_a$	a^*_a	b^*_a	$C^*_{ab,a}$	$h^*_{ab,a}$
O _{Ma}	50.5	76.92	64.55	100.42	40
Y _{Ma}	92.66	-20.69	90.75	93.08	103
L _{Ma}	83.63	-82.75	79.9	115.04	136
C _{Ma}	86.88	-46.16	-13.55	48.12	196
V _{Ma}	30.39	76.06	-103.59	128.52	306
M _{Ma}	57.3	94.35	-58.41	110.97	328
N _{Ma}	0.01	0.0	0.0	0.0	0
W _{Ma}	95.41	0.0	0.0	0.0	0
R _{CIE}	39.92	58.74	27.99	65.07	25
J _{CIE}	81.26	-2.88	71.56	71.62	92
G _{CIE}	52.23	-42.41	13.6	44.55	162
B _{CIE}	30.57	1.41	-46.46	46.49	272

%Regularity

$g^*_{H,rel} = 20$

$g^*_{C,rel} = 37$



5 step scales for constant CIELAB hue 103/360 = 0.286 (right)

BAM-test chart OE40; Colorimetric systems ORS18 & TLS00
 D65: 5 step colour scales and coordinate data for 10 hues

input: $cmY0^*_{setcmYcolor}$
 output: $cmY0^*/000n^*_{setcmYcolor}$

See for similar files: <http://www.ps.bam.de/OE40/>
 Technical information: <http://www.ps.bam.de> Version 2.1, io=0.0, CIELAB

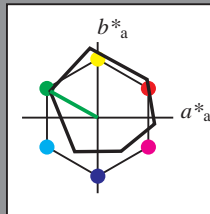
BAM registration: 20060101-OE40/10L/L40E01FP.PS/.PDF
 application for evaluation and measurement of printer or monitor systems

BAM material: code=rhadt4
 /OE40/ Form: 2/10, Serie: 1/1, Page: 2
 Page count: 2

Input: Colorimetric Offset Reflective System ORS18

for hue $h^* = lab^*h = 151/360 = 0.419$
 lab^*tch and lab^*nch

D65: hue L
 LCH*Ma: 51 72 151
 olv*Ma: 0.0 1.0 0.0
 triangle lightness



ORS18; adapted (a) CIELAB data

	$L^* = L^*_a$	a^*_a	b^*_a	$C^*_{ab,a}$	$h^*_{ab,a}$
O _{Ma}	47.94	65.39	50.52	82.63	38
Y _{Ma}	90.37	-10.26	91.75	92.32	96
L _{Ma}	50.9	-62.83	34.96	71.91	151
C _{Ma}	58.62	-30.34	-45.01	54.3	236
V _{Ma}	25.72	31.1	-44.4	54.22	305
M _{Ma}	48.13	75.28	-8.36	75.74	354
N _{Ma}	18.01	0.0	0.0	0.0	0
W _{Ma}	95.41	0.0	0.0	0.0	0
R _{CIE}	39.92	58.66	26.98	64.57	25
J _{CIE}	81.26	-2.16	67.76	67.79	92
G _{CIE}	52.23	-42.25	11.76	43.87	164
B _{CIE}	30.57	1.15	-46.84	46.86	271

%Regularity

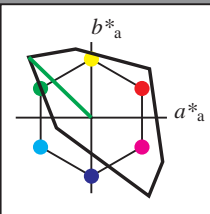
$g^*_{H,rel} = 57$

$g^*_{C,rel} = 59$

Output: Colorimetric Television Luminous System TLS00

for hue $h^* = lab^*h = 136/360 = 0.378$
 lab^*tch and lab^*nch

D65: hue L
 LCH*Ma: 84 115 136
 olv*Ma: 0.0 1.0 0.0
 triangle lightness



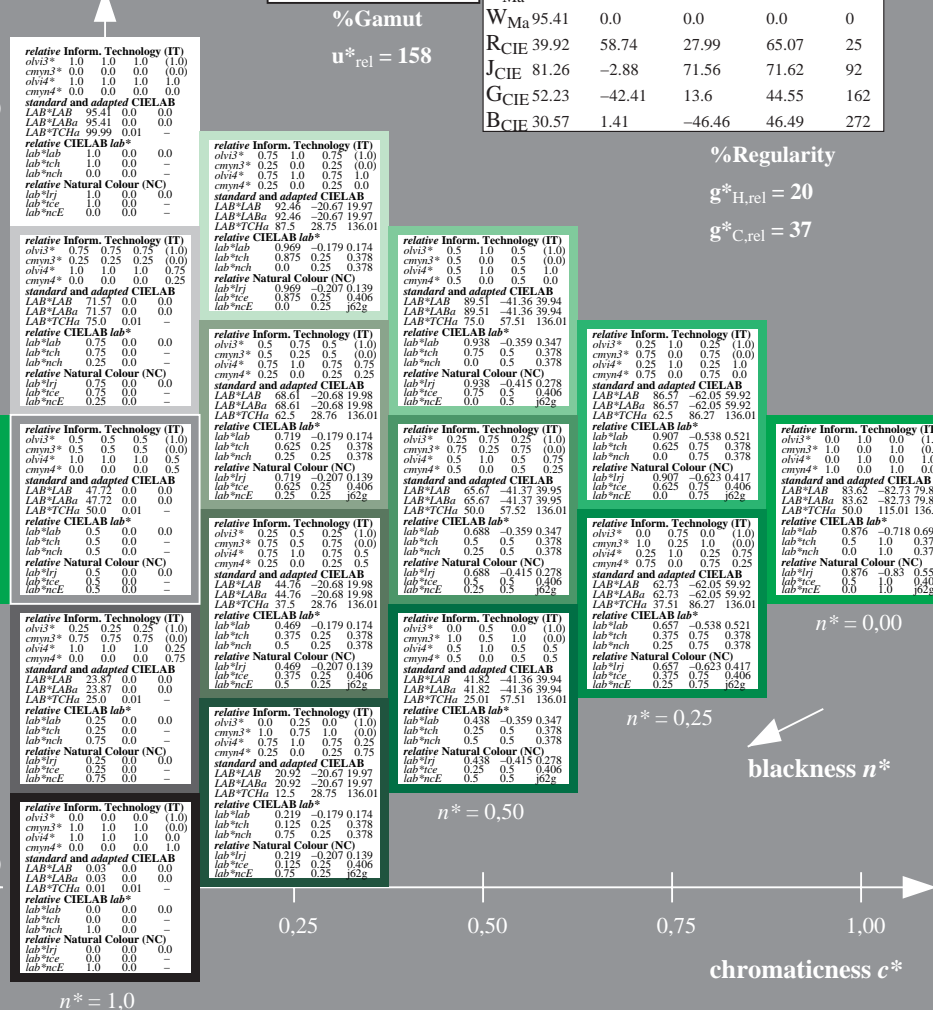
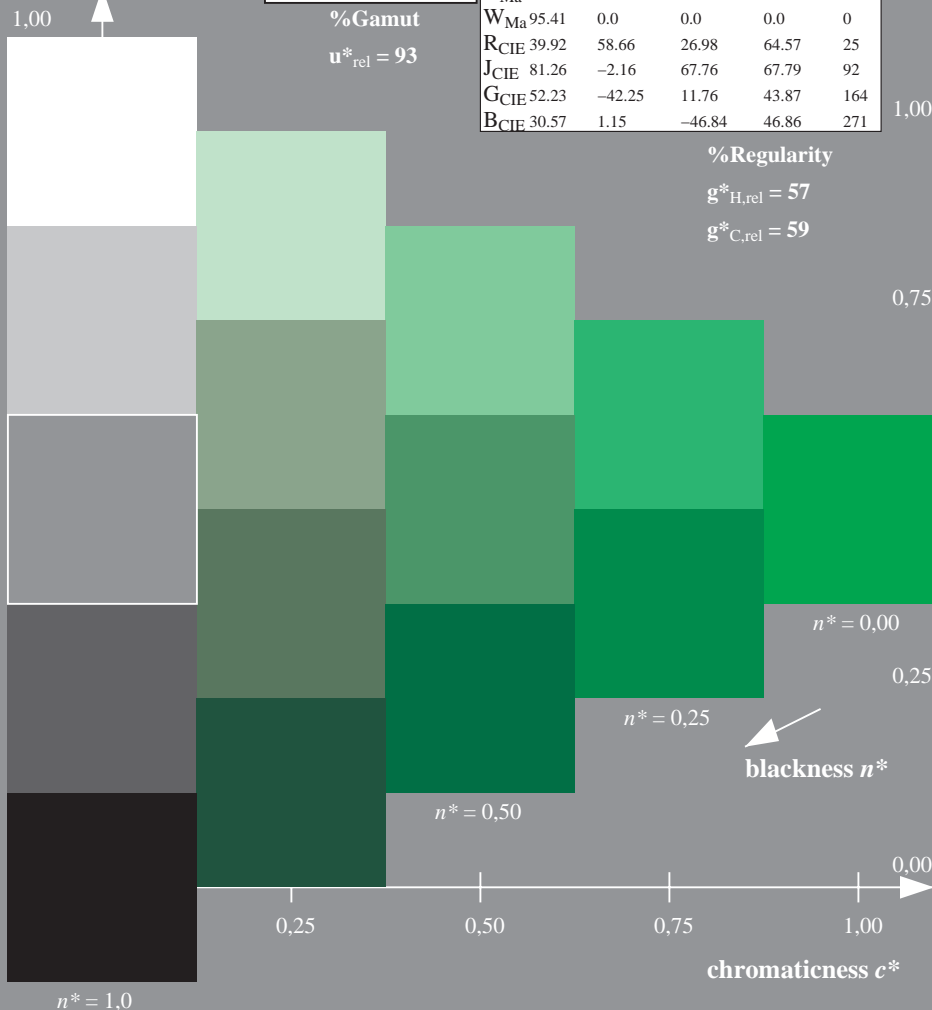
TLS00; adapted (a) CIELAB data

	$L^* = L^*_a$	a^*_a	b^*_a	$C^*_{ab,a}$	$h^*_{ab,a}$
O _{Ma}	50.5	76.92	64.55	100.42	40
Y _{Ma}	92.66	-20.69	90.75	93.08	103
L _{Ma}	83.63	-82.75	79.9	115.04	136
C _{Ma}	86.88	-46.16	-13.55	48.12	196
V _{Ma}	30.39	76.06	-103.59	128.52	306
M _{Ma}	57.3	94.35	-58.41	110.97	328
N _{Ma}	0.01	0.0	0.0	0.0	0
W _{Ma}	95.41	0.0	0.0	0.0	0
R _{CIE}	39.92	58.74	27.99	65.07	25
J _{CIE}	81.26	-2.88	71.56	71.62	92
G _{CIE}	52.23	-42.41	13.6	44.55	162
B _{CIE}	30.57	1.41	-46.46	46.49	272

%Regularity

$g^*_{H,rel} = 20$

$g^*_{C,rel} = 37$



OE400-7, 5 step scales for constant CIELAB hue 151/360 = 0.419 (left)

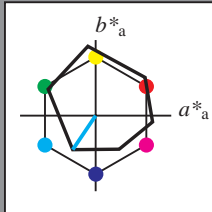
5 step scales for constant CIELAB hue 136/360 = 0.378 (right)

BAM-test chart OE40; Colorimetric systems ORS18 & TLS00
 D65: 5 step colour scales and coordinate data for 10 hues
 input: $cmY0^*_{setcmYcolor}$
 output: $cmY0^*/000n^*_{setcmYcolor}$

Input: Colorimetric Offset Reflective System ORS18

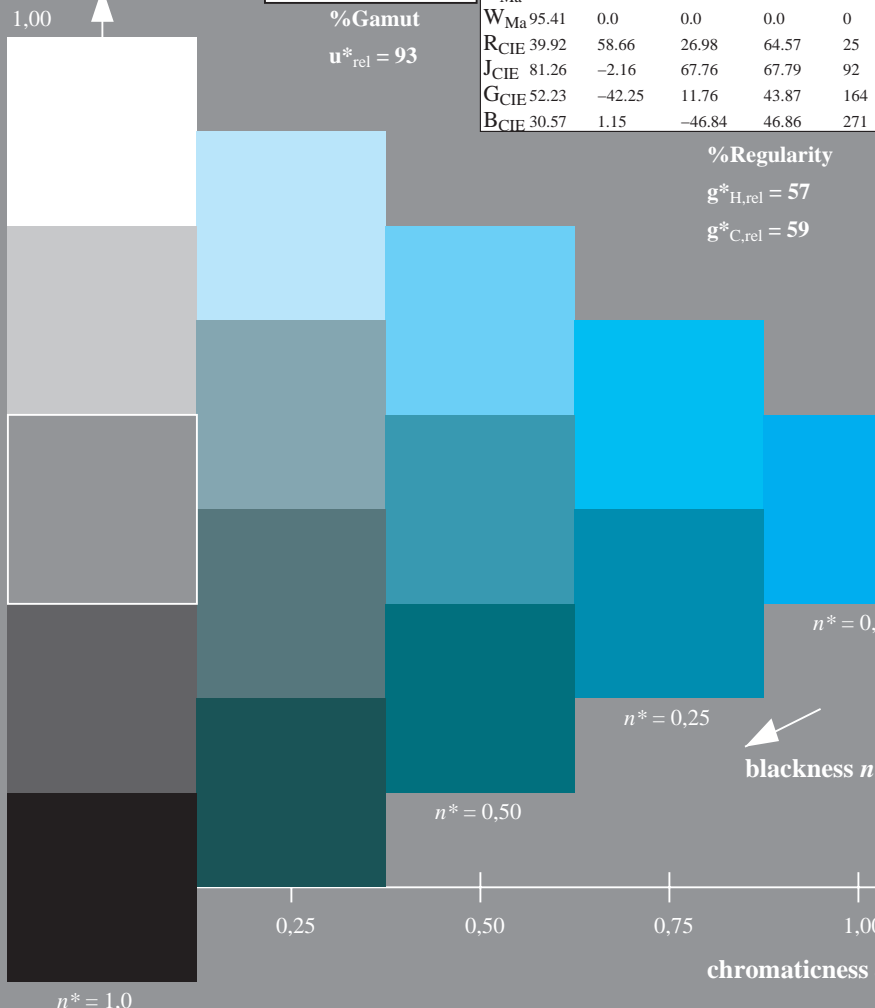
for hue $h^* = lab^*h = 236/360 = 0.656$
 lab^*tch and lab^*nch

D65: hue C
 LCH*Ma: 59 54 236
 olv*Ma: 0.0 1.0 1.0
 triangle lightness



ORS18; adapted (a) CIELAB data

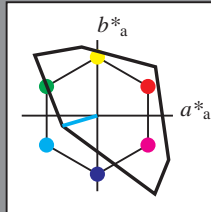
	$L^* = L^*_a$	a^*_a	b^*_a	$C^*_{ab,a}$	$h^*_{ab,a}$
O _{Ma}	47.94	65.39	50.52	82.63	38
Y _{Ma}	90.37	-10.26	91.75	92.32	96
L _{Ma}	50.9	-62.83	34.96	71.91	151
C _{Ma}	58.62	-30.34	-45.01	54.3	236
V _{Ma}	25.72	31.1	-44.4	54.22	305
M _{Ma}	48.13	75.28	-8.36	75.74	354
N _{Ma}	18.01	0.0	0.0	0.0	0
W _{Ma}	95.41	0.0	0.0	0.0	0
R _{CIE}	39.92	58.66	26.98	64.57	25
J _{CIE}	81.26	-2.16	67.76	67.79	92
G _{CIE}	52.23	-42.25	11.76	43.87	164
B _{CIE}	30.57	1.15	-46.84	46.86	271



Output: Colorimetric Television Luminous System TLS00

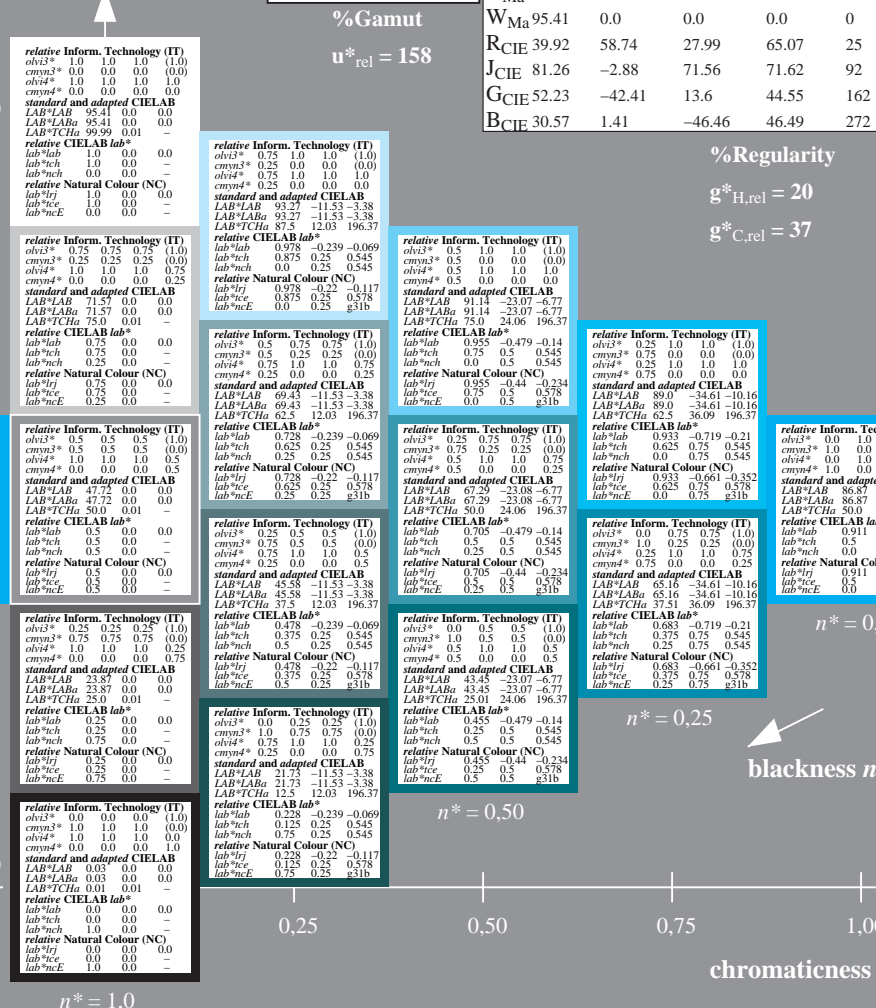
for hue $h^* = lab^*h = 196/360 = 0.545$
 lab^*tch and lab^*nch

D65: hue C
 LCH*Ma: 87 48 196
 olv*Ma: 0.0 1.0 1.0
 triangle lightness



TLS00; adapted (a) CIELAB data

	$L^* = L^*_a$	a^*_a	b^*_a	$C^*_{ab,a}$	$h^*_{ab,a}$
O _{Ma}	50.5	76.92	64.55	100.42	40
Y _{Ma}	92.66	-20.69	90.75	93.08	103
L _{Ma}	83.63	-82.75	79.9	115.04	136
C _{Ma}	86.88	-46.16	-13.55	48.12	196
V _{Ma}	30.39	76.06	-103.59	128.52	306
M _{Ma}	57.3	94.35	-58.41	110.97	328
N _{Ma}	0.01	0.0	0.0	0.0	0
W _{Ma}	95.41	0.0	0.0	0.0	0
R _{CIE}	39.92	58.74	27.99	65.07	25
J _{CIE}	81.26	-2.88	71.56	71.62	92
G _{CIE}	52.23	-42.41	13.6	44.55	162
B _{CIE}	30.57	1.41	-46.46	46.49	272



OE400-7, 5 step scales for constant CIELAB hue 236/360 = 0.656 (left)

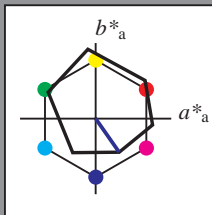
5 step scales for constant CIELAB hue 196/360 = 0.545 (right)

BAM-test chart OE40; Colorimetric systems ORS18 & TLS00
 D65: 5 step colour scales and coordinate data for 10 hues
 input: $cmY0^*_{setcmYcolor}$
 output: $cmY0^*/000n^*_{setcmYcolor}$

Input: Colorimetric Offset Reflective System ORS18

for hue $h^* = lab^*h = 305/360 = 0.847$
 lab^*tch and lab^*nch

D65: hue V
 LCH*Ma: 26 54 305
 olv*Ma: 0.0 0.0 1.0
 triangle lightness



ORS18; adapted (a) CIELAB data

	$L^* = L^*_a$	a^*_a	b^*_a	$C^*_{ab,a}$	$h^*_{ab,a}$
O _{Ma}	47.94	65.39	50.52	82.63	38
Y _{Ma}	90.37	-10.26	91.75	92.32	96
L _{Ma}	50.9	-62.83	34.96	71.91	151
C _{Ma}	58.62	-30.34	-45.01	54.3	236
V _{Ma}	25.72	31.1	-44.4	54.22	305
M _{Ma}	48.13	75.28	-8.36	75.74	354
N _{Ma}	18.01	0.0	0.0	0.0	0
W _{Ma}	95.41	0.0	0.0	0.0	0
R _{CIE}	39.92	58.66	26.98	64.57	25
J _{CIE}	81.26	-2.16	67.76	67.79	92
G _{CIE}	52.23	-42.25	11.76	43.87	164
B _{CIE}	30.57	1.15	-46.84	46.86	271

%Regularity

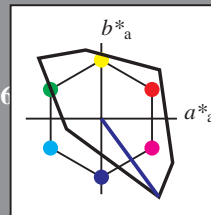
$g^*_{H,rel} = 57$

$g^*_{C,rel} = 59$

Output: Colorimetric Television Luminous System TLS00

for hue $h^* = lab^*h = 306/360 = 0.851$
 lab^*tch and lab^*nch

D65: hue V
 LCH*Ma: 30 129 306
 olv*Ma: 0.0 0.0 1.0
 triangle lightness



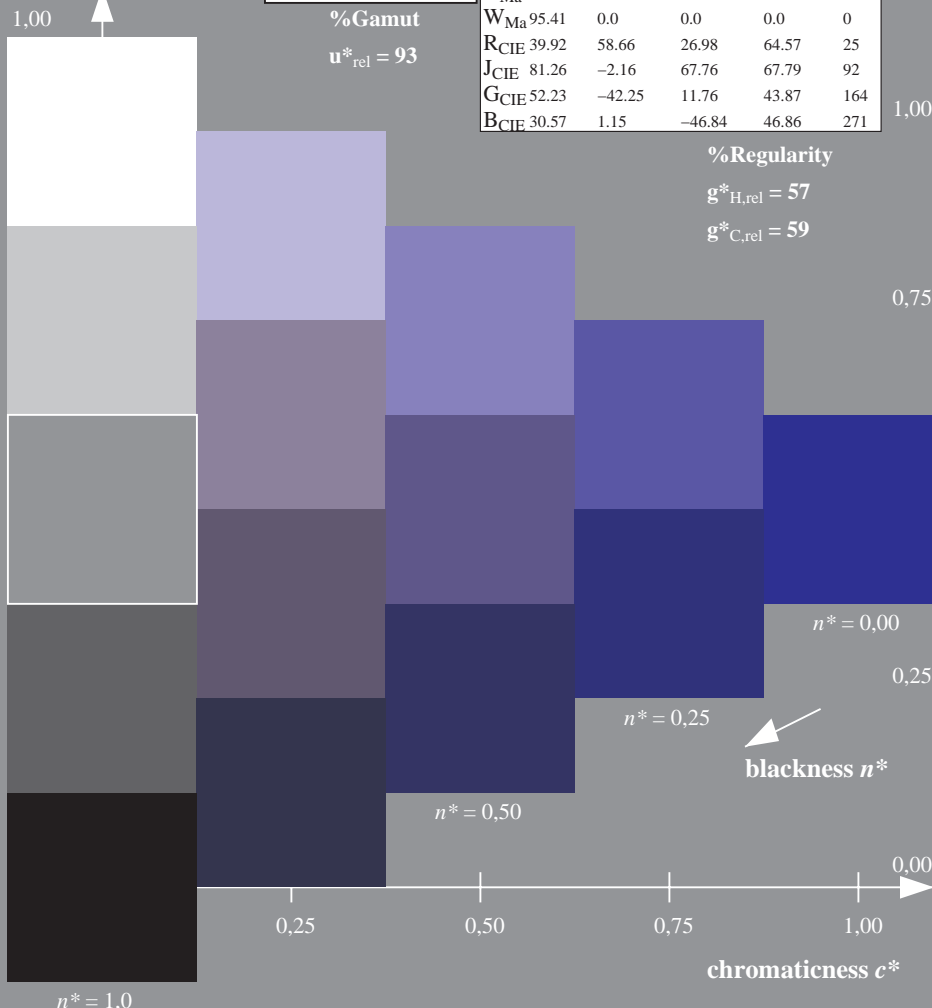
TLS00; adapted (a) CIELAB data

	$L^* = L^*_a$	a^*_a	b^*_a	$C^*_{ab,a}$	$h^*_{ab,a}$
O _{Ma}	50.5	76.92	64.55	100.42	40
Y _{Ma}	92.66	-20.69	90.75	93.08	103
L _{Ma}	83.63	-82.75	79.9	115.04	136
C _{Ma}	86.88	-46.16	-13.55	48.12	196
V _{Ma}	30.39	76.06	-103.59	128.52	306
M _{Ma}	57.3	94.35	-58.41	110.97	328
N _{Ma}	0.01	0.0	0.0	0.0	0
W _{Ma}	95.41	0.0	0.0	0.0	0
R _{CIE}	39.92	58.74	27.99	65.07	25
J _{CIE}	81.26	-2.88	71.56	71.62	92
G _{CIE}	52.23	-42.41	13.6	44.55	162
B _{CIE}	30.57	1.41	-46.46	46.49	272

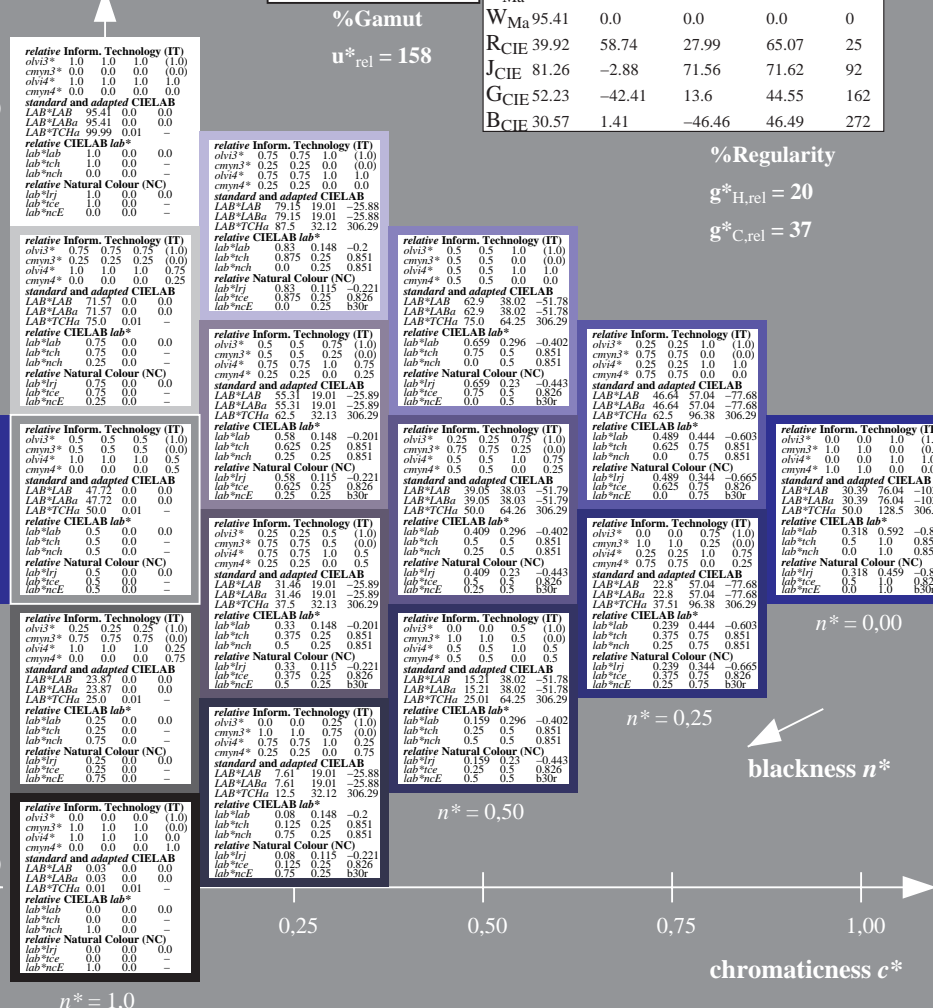
%Regularity

$g^*_{H,rel} = 20$

$g^*_{C,rel} = 37$



OE400-7, 5 step scales for constant CIELAB hue 305/360 = 0.847 (left)



5 step scales for constant CIELAB hue 306/360 = 0.851 (right)

BAM-test chart OE40; Colorimetric systems ORS18 & TLS00
 D65: 5 step colour scales and coordinate data for 10 hues
 input: $cmY0^*setcmYcolor$
 output: $cmY0^*/000n^*setcmYcolor$

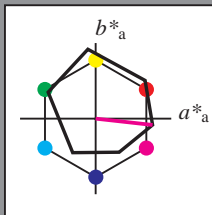
See for similar files: <http://www.ps.bam.de/OE40/>
 Technical information: <http://www.ps.bam.de>
 Version 2.1, io=0.0, CIELAB

BAM registration: 20060101-OE40/10L/L40E04FP.PS/.PDF
 application for evaluation and measurement of printer or monitor systems
 /OE40/ Form 5/10, Seite: 1/1, Page: 5
 Page count: 5
 BAM material: code=rhadt4

Input: Colorimetric Offset Reflective System ORS18

for hue $h^* = lab^*h = 354/360 = 0.982$
 lab^*tch and lab^*nch

D65: hue M
 LCH*Ma: 48 76 354
 olv*Ma: 1.0 0.0 1.0
 triangle lightness

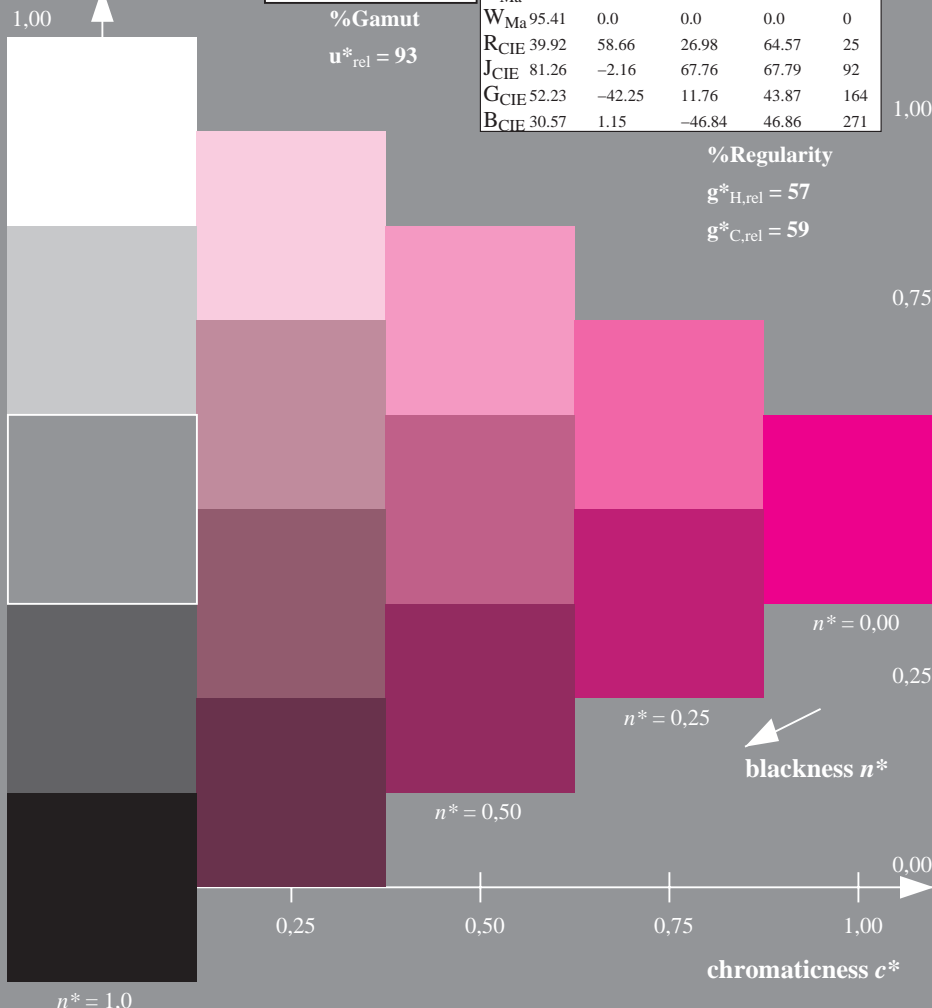


ORS18; adapted (a) CIELAB data					
	$L^* = L^*_a$	a^*_a	b^*_a	$C^*_{ab,a}$	$h^*_{ab,a}$
OMa	47.94	65.39	50.52	82.63	38
YMa	90.37	-10.26	91.75	92.32	96
LMa	50.9	-62.83	34.96	71.91	151
CMa	58.62	-30.34	-45.01	54.3	236
VMa	25.72	31.1	-44.4	54.22	305
MMa	48.13	75.28	-8.36	75.74	354
NMa	18.01	0.0	0.0	0.0	0
WMa	95.41	0.0	0.0	0.0	0
RCIE	39.92	58.66	26.98	64.57	25
JCIE	81.26	-2.16	67.76	67.79	92
GCIE	52.23	-42.25	11.76	43.87	164
BCIE	30.57	1.15	-46.84	46.86	271

%Regularity

$g^*_{H,rel} = 57$

$g^*_{C,rel} = 59$

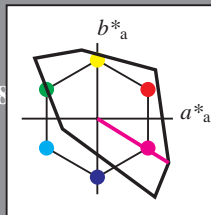


OE400-7, 5 step scales for constant CIELAB hue 354/360 = 0.982 (left)

Output: Colorimetric Television Luminous System TLS00

for hue $h^* = lab^*h = 328/360 = 0.912$
 lab^*tch and lab^*nch

D65: hue M
 LCH*Ma: 57 111 328
 olv*Ma: 1.0 0.0 1.0
 triangle lightness

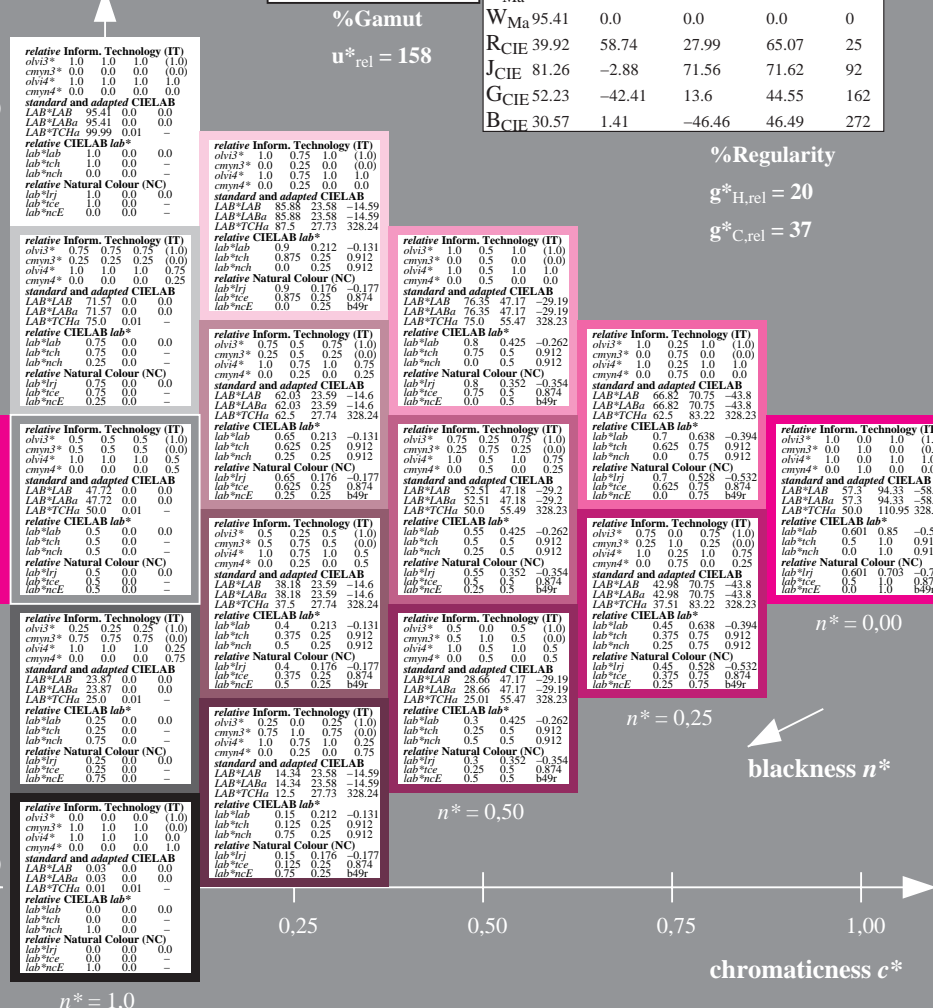


TLS00; adapted (a) CIELAB data					
	$L^* = L^*_a$	a^*_a	b^*_a	$C^*_{ab,a}$	$h^*_{ab,a}$
OMa	50.5	76.92	64.55	100.42	40
YMa	92.66	-20.69	90.75	93.08	103
LMa	83.63	-82.75	79.9	115.04	136
CMa	86.88	-46.16	-13.55	48.12	196
VMa	30.39	76.06	-103.59	128.52	306
MMa	57.3	94.35	-58.41	110.97	328
NMa	0.01	0.0	0.0	0.0	0
WMa	95.41	0.0	0.0	0.0	0
RCIE	39.92	58.74	27.99	65.07	25
JCIE	81.26	-2.88	71.56	71.62	92
GCIE	52.23	-42.41	13.6	44.55	162
BCIE	30.57	1.41	-46.46	46.49	272

%Regularity

$g^*_{H,rel} = 20$

$g^*_{C,rel} = 37$



5 step scales for constant CIELAB hue 328/360 = 0.912 (right)

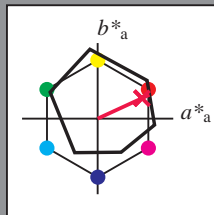
BAM-test chart OE40; Colorimetric systems ORS18 & TLS00
 D65: 5 step colour scales and coordinate data for 10 hues

input: $cmY0^*_{setcmYcolor}$
 output: $cmY0^*/000n^*_{setcmYcolor}$

Input: Colorimetric Offset Reflective System ORS18

for hue $h^* = lab^*h = 25/360 = 0.069$
 lab^*tch and lab^*nch

D65: hue R
 LCH*Ma: 48 75 25
 olv*Ma: 1.0 0.0 0.32
 triangle lightness



ORS18; adapted (a) CIELAB data

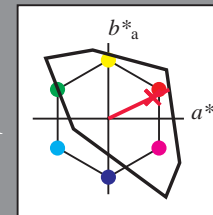
	$L^* = L^*_a$	a^*_a	b^*_a	$C^*_{ab,a}$	$h^*_{ab,a}$
O _{Ma}	47.94	65.39	50.52	82.63	38
Y _{Ma}	90.37	-10.26	91.75	92.32	96
L _{Ma}	50.9	-62.83	34.96	71.91	151
C _{Ma}	58.62	-30.34	-45.01	54.3	236
V _{Ma}	25.72	31.1	-44.4	54.22	305
M _{Ma}	48.13	75.28	-8.36	75.74	354
N _{Ma}	18.01	0.0	0.0	0.0	0
W _{Ma}	95.41	0.0	0.0	0.0	0
R _{CIE}	39.92	58.66	26.98	64.57	25
J _{CIE}	81.26	-2.16	67.76	67.79	92
G _{CIE}	52.23	-42.25	11.76	43.87	164
B _{CIE}	30.57	1.15	-46.84	46.86	271

%Regularity
 $g^*_{H,rel} = 57$
 $g^*_{C,rel} = 59$

Output: Colorimetric Television Luminous System TLS00

for hue $h^* = lab^*h = 25/360 = 0.071$
 lab^*tch and lab^*nch

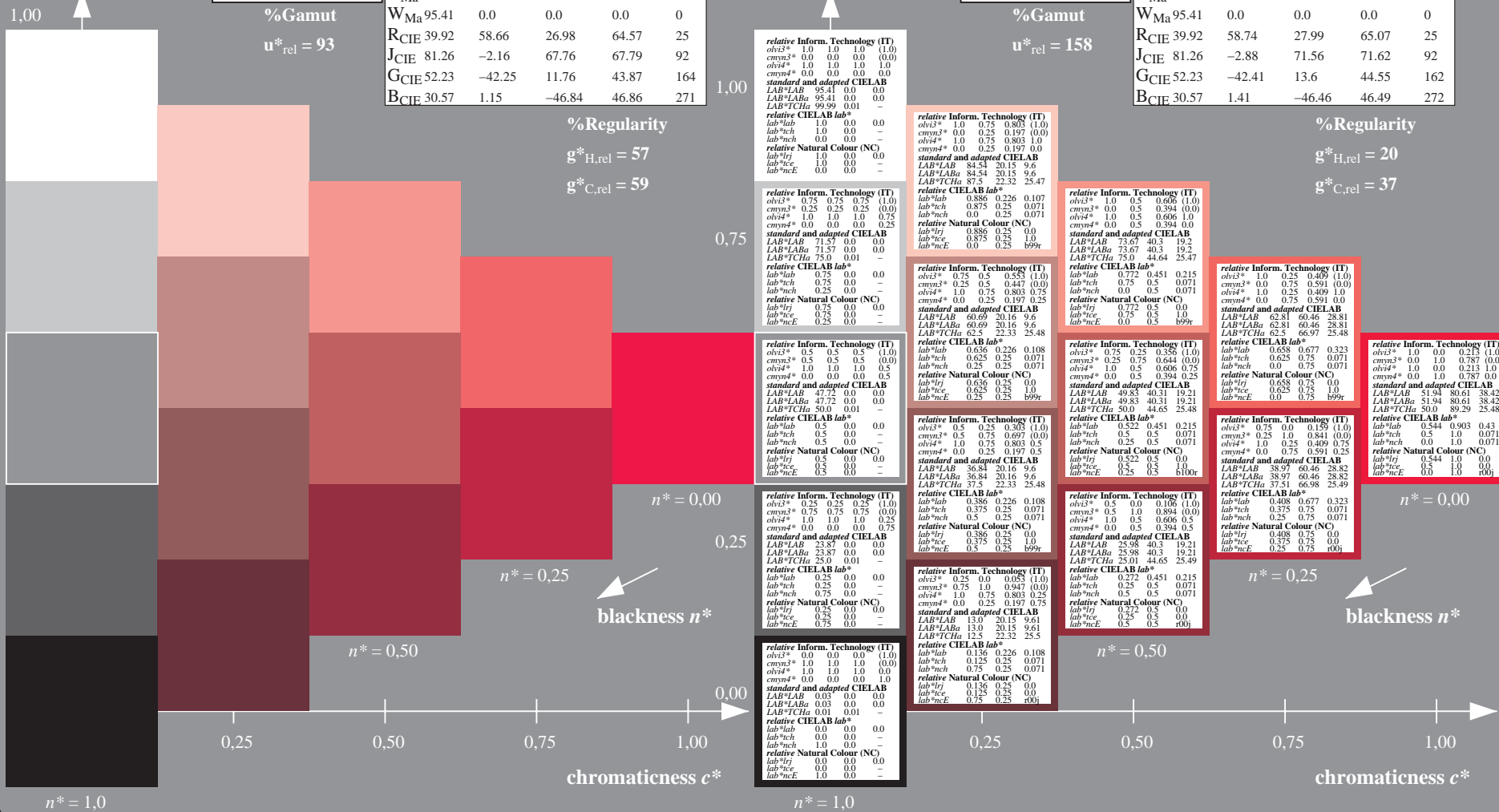
D65: hue R
 LCH*Ma: 52 89 25
 olv*Ma: 1.0 0.0 0.21
 triangle lightness



TLS00; adapted (a) CIELAB data

	$L^* = L^*_a$	a^*_a	b^*_a	$C^*_{ab,a}$	$h^*_{ab,a}$
O _{Ma}	50.5	76.92	64.55	100.42	40
Y _{Ma}	92.66	-20.69	90.75	93.08	103
L _{Ma}	83.63	-82.75	79.9	115.04	136
C _{Ma}	86.88	-46.16	-13.55	48.12	196
V _{Ma}	30.39	76.06	-103.59	128.52	306
M _{Ma}	57.3	94.35	-58.41	110.97	328
N _{Ma}	0.01	0.0	0.0	0.0	0
W _{Ma}	95.41	0.0	0.0	0.0	0
R _{CIE}	39.92	58.74	27.99	65.07	25
J _{CIE}	81.26	-2.88	71.56	71.62	92
G _{CIE}	52.23	-42.41	13.6	44.55	162
B _{CIE}	30.57	1.41	-46.46	46.49	272

%Regularity
 $g^*_{H,rel} = 20$
 $g^*_{C,rel} = 37$



OE400-7, 5 step scales for constant CIELAB hue 25/360 = 0.069 (left)

5 step scales for constant CIELAB hue 25/360 = 0.071 (right)

BAM-test chart OE40; Colorimetric systems ORS18 & TLS00
 D65: 5 step colour scales and coordinate data for 10 hues
 input: $cmY0^*setcmykcolor$
 output: $cmY0^*/000n^*setcmykcolor$

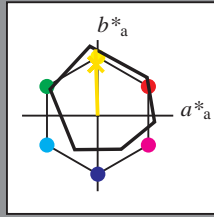
See for similar files: <http://www.ps.bam.de/OE40/>
 Technical information: <http://www.ps.bam.de>
 Version 2.1, io=0.0, CIELAB

BAM registration: 20060101-OE40/10L/L40E06FP.PS/.PDF
 application for evaluation and measurement of printer or monitor systems
 OE40; Form 7/10; Serie: 1/1; Page: 7
 Page count: 7
 BAM material: code=rhadt4

Input: Colorimetric Offset Reflective System ORS18

for hue $h^* = lab^*h = 92/360 = 0.255$
 lab^*tch and lab^*nch

D65: hue J
 LCH*Ma: 86 88 92
 olv*Ma: 1.0 0.9 0.0
 triangle lightness



ORS18; adapted (a) CIELAB data

	$L^* = L^*_a$	a^*_a	b^*_a	$C^*_{ab,a}$	$h^*_{ab,a}$
O _{Ma}	47.94	65.39	50.52	82.63	38
Y _{Ma}	90.37	-10.26	91.75	92.32	96
L _{Ma}	50.9	-62.83	34.96	71.91	151
C _{Ma}	58.62	-30.34	-45.01	54.3	236
V _{Ma}	25.72	31.1	-44.4	54.22	305
M _{Ma}	48.13	75.28	-8.36	75.74	354
N _{Ma}	18.01	0.0	0.0	0.0	0
W _{Ma}	95.41	0.0	0.0	0.0	0
R _{CIE}	39.92	58.66	26.98	64.57	25
J _{CIE}	81.26	-2.16	67.76	67.79	92
G _{CIE}	52.23	-42.25	11.76	43.87	164
B _{CIE}	30.57	1.15	-46.84	46.86	271

%Regularity

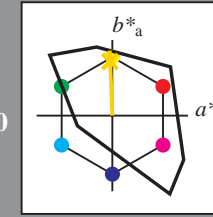
$g^*_{H,rel} = 57$

$g^*_{C,rel} = 59$

Output: Colorimetric Television Luminous System TLS00

for hue $h^* = lab^*h = 92/360 = 0.256$
 lab^*tch and lab^*nch

D65: hue J
 LCH*Ma: 85 86 92
 olv*Ma: 1.0 0.82 0.0
 triangle lightness



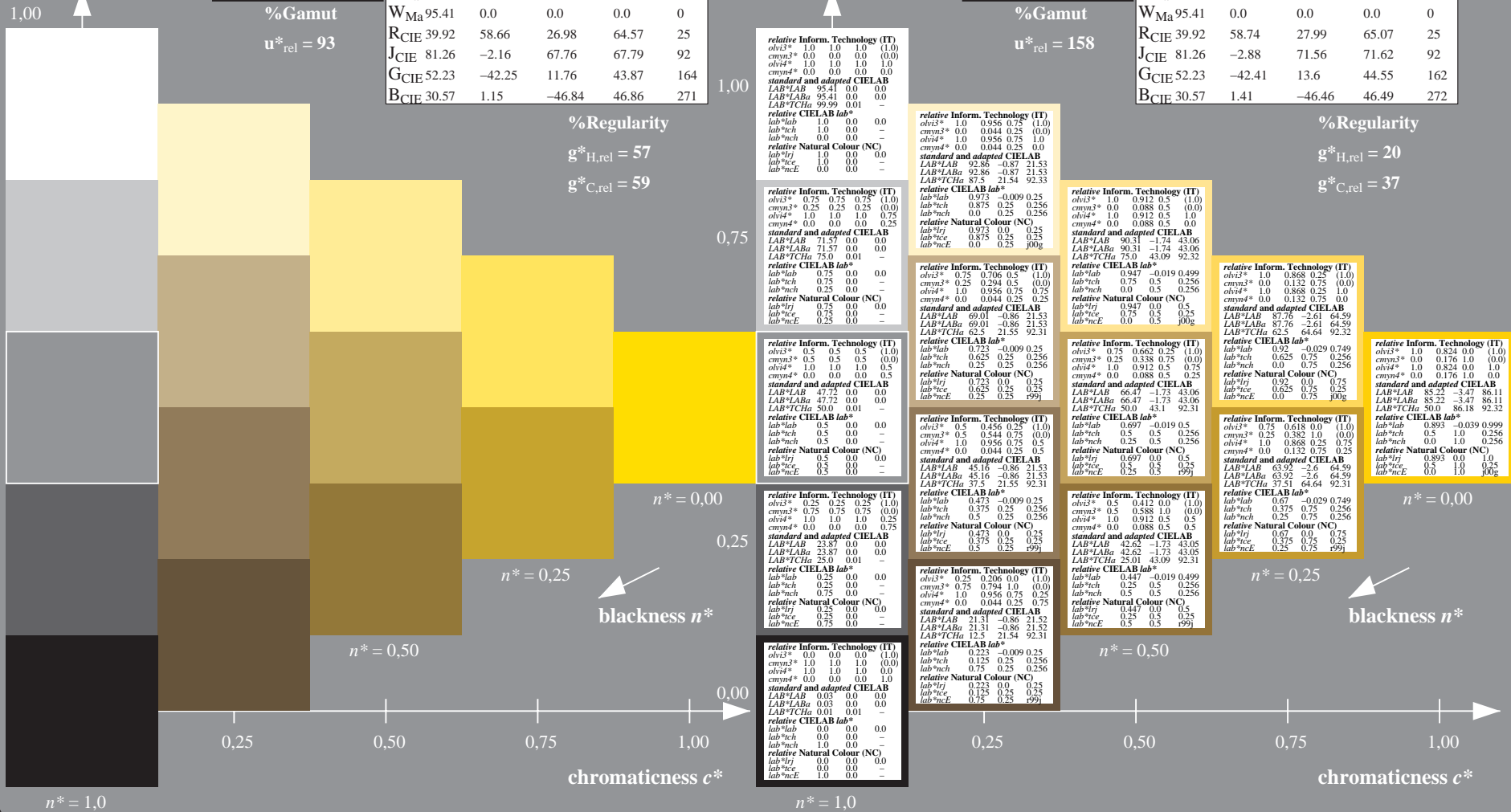
TLS00; adapted (a) CIELAB data

	$L^* = L^*_a$	a^*_a	b^*_a	$C^*_{ab,a}$	$h^*_{ab,a}$
O _{Ma}	50.5	76.92	64.55	100.42	40
Y _{Ma}	92.66	-20.69	90.75	93.08	103
L _{Ma}	83.63	-82.75	79.9	115.04	136
C _{Ma}	86.88	-46.16	-13.55	48.12	196
V _{Ma}	30.39	76.06	-103.59	128.52	306
M _{Ma}	57.3	94.35	-58.41	110.97	328
N _{Ma}	0.01	0.0	0.0	0.0	0
W _{Ma}	95.41	0.0	0.0	0.0	0
R _{CIE}	39.92	58.74	27.99	65.07	25
J _{CIE}	81.26	-2.88	71.56	71.62	92
G _{CIE}	52.23	-42.41	13.6	44.55	162
B _{CIE}	30.57	1.41	-46.46	46.49	272

%Regularity

$g^*_{H,rel} = 20$

$g^*_{C,rel} = 37$



OE400-7, 5 step scales for constant CIELAB hue 92/360 = 0.255 (left)

5 step scales for constant CIELAB hue 92/360 = 0.256 (right)

BAM-test chart OE40; Colorimetric systems ORS18 & TLS00
 D65: 5 step colour scales and coordinate data for 10 hues

input: $cmY0^*setcmykcolor$
 output: $cmY0^*/000n^*setcmykcolor$

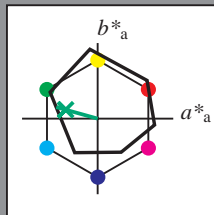
See for similar files: <http://www.ps.bam.de/OE40/>
 Technical information: <http://www.ps.bam.de> Version 2.1, io=0.0, CIELAB

BAM registration: 20060101-OE40/10L/L40E07FP.PS/.PDF BAM material: code=rhadt4
 application for evaluation and measurement of printer or monitor systems
 /OE40/ Form 8/10, Serie: 1/1, Page: 8 Page count: 8

Input: Colorimetric Offset Reflective System ORS18

for hue $h^* = lab^*h = 164/360 = 0.457$
 lab^*tch and lab^*nch

D65: hue G
 LCH*Ma: 53 57 164
 olv*Ma: 0.0 1.0 0.25
 triangle lightness



ORS18; adapted (a) CIELAB data

	$L^* = L^*_a$	a^*_a	b^*_a	$C^*_{ab,a}$	$h^*_{ab,a}$
O _{Ma}	47.94	65.39	50.52	82.63	38
Y _{Ma}	90.37	-10.26	91.75	92.32	96
L _{Ma}	50.9	-62.83	34.96	71.91	151
C _{Ma}	58.62	-30.34	-45.01	54.3	236
V _{Ma}	25.72	31.1	-44.4	54.22	305
M _{Ma}	48.13	75.28	-8.36	75.74	354
N _{Ma}	18.01	0.0	0.0	0.0	0
W _{Ma}	95.41	0.0	0.0	0.0	0
R _{CIE}	39.92	58.66	26.98	64.57	25
J _{CIE}	81.26	-2.16	67.76	67.79	92
G _{CIE}	52.23	-42.25	11.76	43.87	164
B _{CIE}	30.57	1.15	-46.84	46.86	271

%Regularity

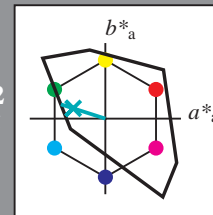
$g^*_{H,rel} = 57$

$g^*_{C,rel} = 59$

Output: Colorimetric Television Luminous System TLS00

for hue $h^* = lab^*h = 162/360 = 0.451$
 lab^*tch and lab^*nch

D65: hue G
 LCH*Ma: 86 62 162
 olv*Ma: 0.0 1.0 0.65
 triangle lightness



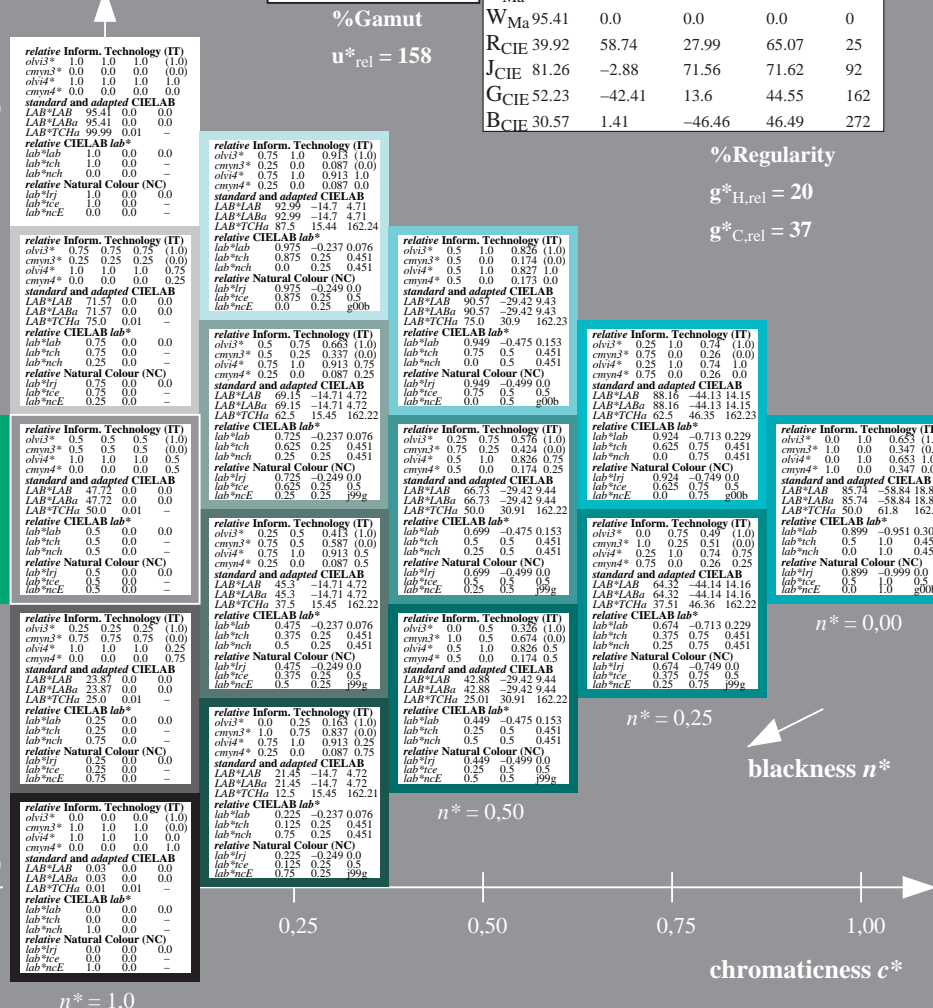
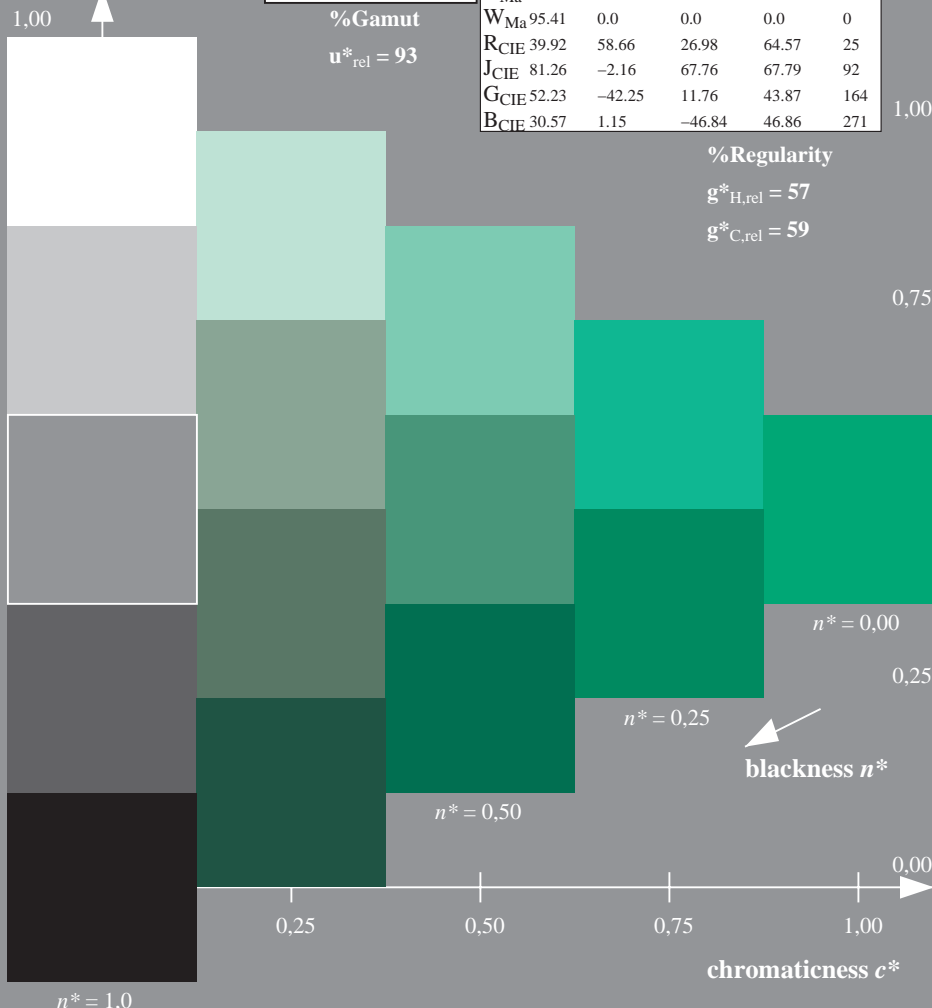
TLS00; adapted (a) CIELAB data

	$L^* = L^*_a$	a^*_a	b^*_a	$C^*_{ab,a}$	$h^*_{ab,a}$
O _{Ma}	50.5	76.92	64.55	100.42	40
Y _{Ma}	92.66	-20.69	90.75	93.08	103
L _{Ma}	83.63	-82.75	79.9	115.04	136
C _{Ma}	86.88	-46.16	-13.55	48.12	196
V _{Ma}	30.39	76.06	-103.59	128.52	306
M _{Ma}	57.3	94.35	-58.41	110.97	328
N _{Ma}	0.01	0.0	0.0	0.0	0
W _{Ma}	95.41	0.0	0.0	0.0	0
R _{CIE}	39.92	58.74	27.99	65.07	25
J _{CIE}	81.26	-2.88	71.56	71.62	92
G _{CIE}	52.23	-42.41	13.6	44.55	162
B _{CIE}	30.57	1.41	-46.46	46.49	272

%Regularity

$g^*_{H,rel} = 20$

$g^*_{C,rel} = 37$



OE400-7, 5 step scales for constant CIELAB hue 164/360 = 0.457 (left)

5 step scales for constant CIELAB hue 162/360 = 0.451 (right)

BAM-test chart OE40; Colorimetric systems ORS18 & TLS00
 D65: 5 step colour scales and coordinate data for 10 hues

input: $cmY0^*_{setcmYcolor}$
 output: $cmY0^*/000n^*_{setcmYcolor}$

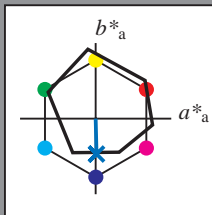
See for similar files: <http://www.ps.bam.de/OE40/>
 Technical information: <http://www.ps.bam.de> Version 2.1, io=0.0, CIELAB

BAM registration: 20060101-OE40/10L/L40E08FP.PS/.PDF BAM material: code=rhadt4
 application for evaluation and measurement of printer or monitor systems
 /OE40/ Form 9/10, Serie: 1/1, Page: 9 Page count: 9

Input: Colorimetric Offset Reflective System ORS18

for hue $h^* = lab^*h = 271/360 = 0.754$
 lab^*tch and lab^*nch

D65: hue B
 LCH*Ma: 42 45 271
 olv*Ma: 0.0 0.49 1.0
 triangle lightness



ORS18; adapted (a) CIELAB data

	$L^* = L^*_a$	a^*_a	b^*_a	$C^*_{ab,a}$	$h^*_{ab,a}$
O _{Ma}	47.94	65.39	50.52	82.63	38
Y _{Ma}	90.37	-10.26	91.75	92.32	96
L _{Ma}	50.9	-62.83	34.96	71.91	151
C _{Ma}	58.62	-30.34	-45.01	54.3	236
V _{Ma}	25.72	31.1	-44.4	54.22	305
M _{Ma}	48.13	75.28	-8.36	75.74	354
N _{Ma}	18.01	0.0	0.0	0.0	0
W _{Ma}	95.41	0.0	0.0	0.0	0
R _{CIE}	39.92	58.66	26.98	64.57	25
J _{CIE}	81.26	-2.16	67.76	67.79	92
G _{CIE}	52.23	-42.25	11.76	43.87	164
B _{CIE}	30.57	1.15	-46.84	46.86	271

%Regularity

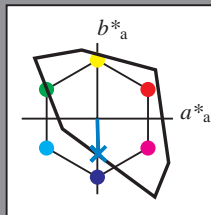
$g^*_{H,rel} = 57$

$g^*_{C,rel} = 59$

Output: Colorimetric Television Luminous System TLS00

for hue $h^* = lab^*h = 272/360 = 0.755$
 lab^*tch and lab^*nch

D65: hue B
 LCH*Ma: 65 49 272
 olv*Ma: 0.0 0.61 1.0
 triangle lightness



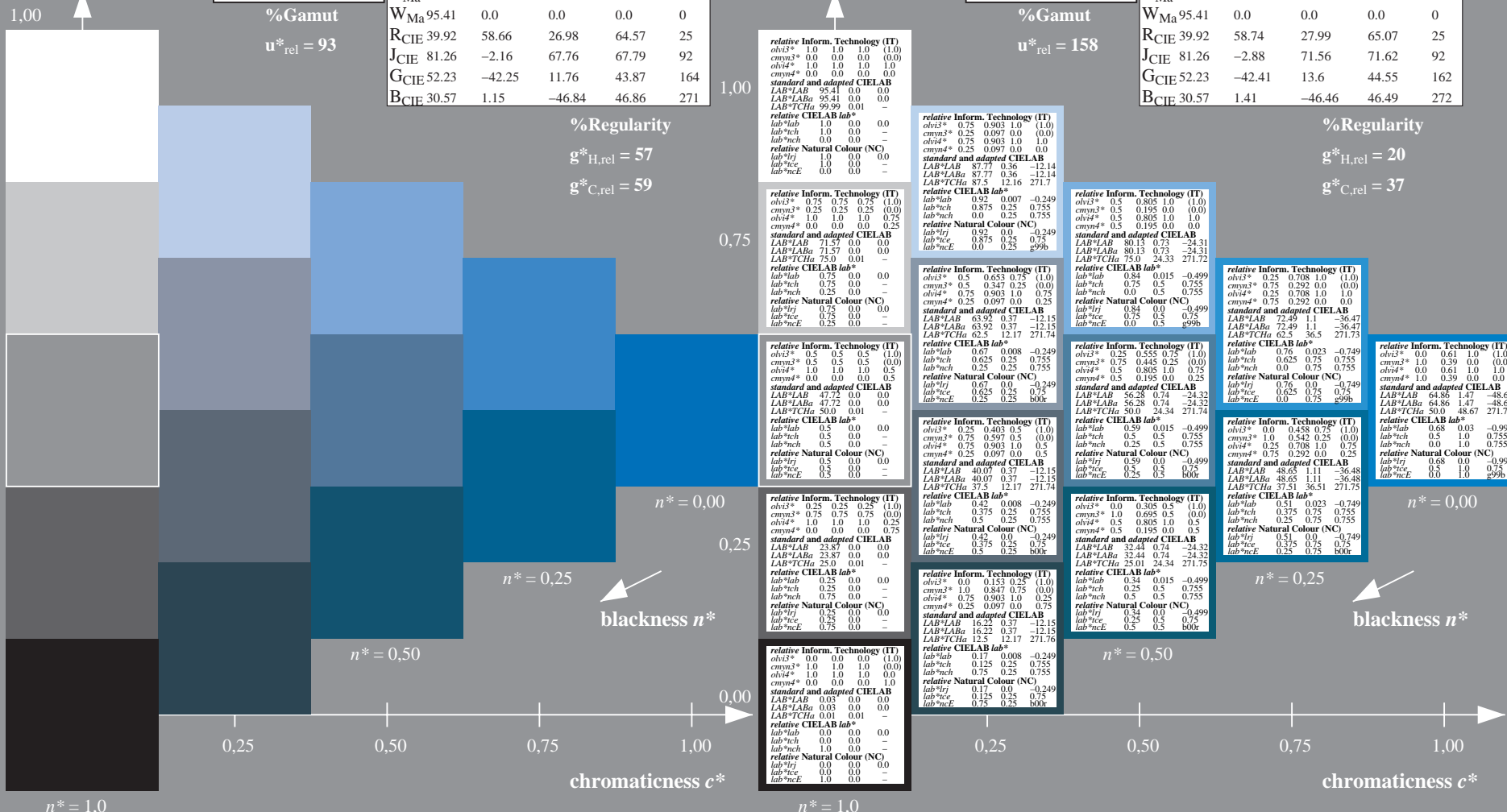
TLS00; adapted (a) CIELAB data

	$L^* = L^*_a$	a^*_a	b^*_a	$C^*_{ab,a}$	$h^*_{ab,a}$
O _{Ma}	50.5	76.92	64.55	100.42	40
Y _{Ma}	92.66	-20.69	90.75	93.08	103
L _{Ma}	83.63	-82.75	79.9	115.04	136
C _{Ma}	86.88	-46.16	-13.55	48.12	196
V _{Ma}	30.39	76.06	-103.59	128.52	306
M _{Ma}	57.3	94.35	-58.41	110.97	328
N _{Ma}	0.01	0.0	0.0	0.0	0
W _{Ma}	95.41	0.0	0.0	0.0	0
R _{CIE}	39.92	58.74	27.99	65.07	25
J _{CIE}	81.26	-2.88	71.56	71.62	92
G _{CIE}	52.23	-42.41	13.6	44.55	162
B _{CIE}	30.57	1.41	-46.46	46.49	272

%Regularity

$g^*_{H,rel} = 20$

$g^*_{C,rel} = 37$



OE400-7, 5 step scales for constant CIELAB hue 271/360 = 0.754 (left)

5 step scales for constant CIELAB hue 272/360 = 0.755 (right)

BAM-test chart OE40; Colorimetric systems ORS18 & TLS00
 D65: 5 step colour scales and coordinate data for 10 hues

input: $cmY0^*_{setcmYcolor}$
 output: $cmY0^*/000n^*_{setcmYcolor}$