Eingabe: Farbmetrisches Fernseh-Licht-System TLS70

für Buntton *h* = lab*h = 22/360 = 0.061*
lab*tch* und *lab*nch

D65: Buntton O
LCH*Ma: 76 28 22
olv*Ma: 1.0 0.0 0.0

Dreiecks-Helligkeit *t**

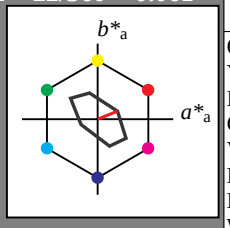

TLS70; adaptierte CIELAB-Daten

	$L^*=L^*_a$	a^*_a	b^*_a	$C^*_{ab,a}$	$h^*_{ab,a}$
O_{Ma}	76.43	26.27	10.57	28.32	22
Y_{Ma}	93.93	−10.76	34.63	36.27	107
L_{Ma}	89.32	−35.8	27.64	45.24	142
C_{Ma}	90.93	−21.95	−7.07	23.07	198
V_{Ma}	72.1	15.76	−35.63	38.97	294
M_{Ma}	78.5	37.52	−25.23	45.22	326
N_{Ma}	69.7	0.0	0.0	0.0	0
W_{Ma}	95.41	0.0	0.0	0.0	0
R_{CIE}	39.92	58.74	27.99	65.07	25
J_{CIE}	81.26	−2.88	71.56	71.62	92
G_{CIE}	52.23	−42.41	13.6	44.55	162
B_{CIE}	30.57	1.41	−46.46	46.49	272

%Umfang
u^*_{rel} = 16
%Regularität
$g^*_{H,rel}$ = 34
$g^*_{C,rel}$ = 51

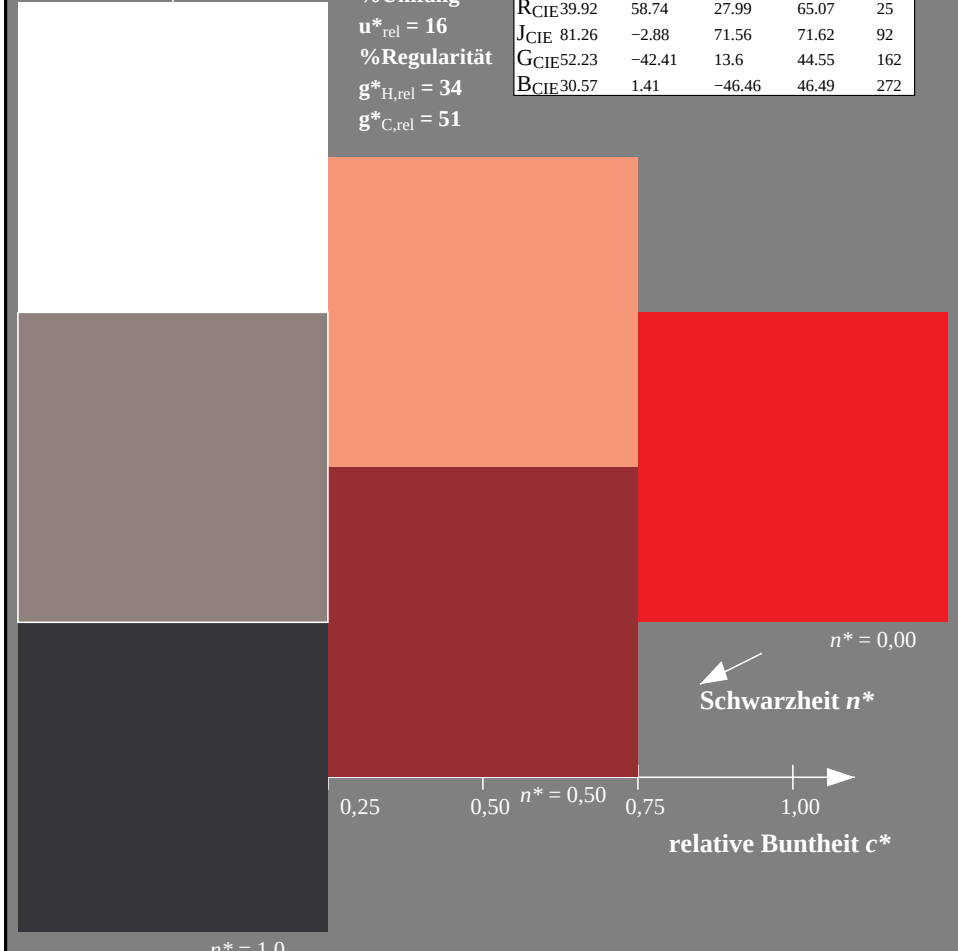

Ausgabe: Farbmetrisches Fernseh-Licht-System TLS00

für Buntton *h* = lab*h = 40/360 = 0.111*
lab*tch* und *lab*nch

D65: Buntton O
LCH*Ma: 51 100 40
olv*Ma: 1.0 0.0 0.0

Dreiecks-Helligkeit *t**

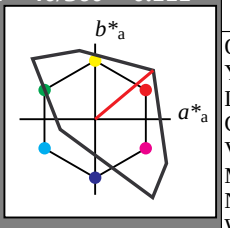

TLS00; adaptierte CIELAB-Daten

	$L^*=L^*_a$	a^*_a	b^*_a	$C^*_{ab,a}$	$h^*_{ab,a}$
O_{Ma}	50.5	76.92	64.55	100.42	40
Y_{Ma}	92.66	−20.69	90.75	93.08	103
L_{Ma}	83.63	−82.75	79.9	115.04	136
C_{Ma}	86.88	−46.16	−13.55	48.12	196
V_{Ma}	30.39	76.06	−103.59	128.52	306
M_{Ma}	57.3	94.35	−58.41	110.97	328
N_{Ma}	0.01	0.0	0.0	0.0	0
W_{Ma}	95.41	0.0	0.0	0.0	0
R_{CIE}	39.92	58.74	27.99	65.07	25
J_{CIE}	81.26	−2.88	71.56	71.62	92
G_{CIE}	52.23	−42.41	13.6	44.55	162
B_{CIE}	30.57	1.41	−46.46	46.49	272

%Umfang
u^*_{rel} = 158
%Regularität
$g^*_{H,rel}$ = 20
$g^*_{C,rel}$ = 37

***relative* Inform. Technology (IT)**
*olvi3** 1.0 1.0 1.0 (1.0)
*cmyn3** 0.0 0.0 0.0 (0.0)
*olvi4** 1.0 1.0 1.0 1.0
*cmyn4** 0.0 0.0 0.0 0.0
***standard* and *adapted* CIELAB**
*LAB*LAB* 95.41 0.0 0.0
*LAB*LABa* 95.41 0.0 0.0
*LAB*TCHa* 99.99 0.01 –
relative* CIELAB *lab*
*lab*lab* 1.0 0.0 0.0
*lab*tch* 1.0 0.0 –
*lab*nch* 0.0 0.0 –
***relative* Natural Colour (NC)**
*lab*lrj* 1.0 0.0 0.0
*lab*tce* 1.0 0.0 –
*lab*ncE* 0.0 0.0 –

***relative* Inform. Technology (IT)**
*olvi3** 0.5 0.5 0.5 (1.0)
*cmyn3** 0.5 0.5 0.5 (0.0)
*olvi4** 1.0 1.0 1.0 0.5
*cmyn4** 0.0 0.0 0.0 0.5
***standard* and *adapted* CIELAB**
*LAB*LAB* 47.72 0.0 0.0
*LAB*LABa* 47.72 0.0 0.0
*LAB*TCHa* 50.0 0.01 –
relative* CIELAB *lab*
*lab*lab* 0.5 0.0 0.0
*lab*tch* 0.5 0.0 –
*lab*nch* 0.5 0.0 –
***relative* Natural Colour (NC)**
*lab*lrj* 0.5 0.0 0.0
*lab*tce* 0.5 0.0 –
*lab*ncE* 0.5 0.0 –

***relative* Inform. Technology (IT)**
*olvi3** 0.0 0.0 0.0 (1.0)
*cmyn3** 1.0 1.0 1.0 (0.0)
*olvi4** 1.0 1.0 1.0 0.0
*cmyn4** 0.0 0.0 0.0 1.0
***standard* and *adapted* CIELAB**
*LAB*LAB* 0.03 0.0 0.0
*LAB*LABa* 0.03 0.0 0.0
*LAB*TCHa* 0.01 0.01 –
relative* CIELAB *lab*
*lab*lab* 0.0 0.0 0.0
*lab*tch* 0.0 0.0 –
*lab*nch* 1.0 0.0 –
***relative* Natural Colour (NC)**
*lab*lrj* 0.0 0.0 0.0
*lab*tce* 0.0 0.0 –
*lab*ncE* 1.0 0.0 –

***relative* Inform. Technology (IT)**
*olvi3** 1.0 0.5 0.5 (1.0)
*cmyn3** 0.0 0.5 0.5 (0.0)
*olvi4** 1.0 0.5 0.5 1.0
*cmyn4** 0.0 0.5 0.5 0.0
***standard* and *adapted* CIELAB**
*LAB*LAB* 72.95 38.45 32.27
*LAB*LABa* 72.95 38.45 32.27
*LAB*TCHa* 75.0 50.2 40.0
relative* CIELAB *lab*
*lab*lab* 0.765 0.383 0.321
*lab*tch* 0.75 0.5 0.111
*lab*nch* 0.0 0.5 0.111
***relative* Natural Colour (NC)**
*lab*lrj* 0.765 0.471 0.167
*lab*tce* 0.75 0.5 0.054
*lab*ncE* 0.0 0.5 r21j

***relative* Inform. Technology (IT)**
*olvi3** 0.5 0.0 0.0 (1.0)
*cmyn3** 0.5 1.0 1.0 (0.0)
*olvi4** 1.0 0.5 0.5 0.5
*cmyn4** 0.0 0.5 0.5 0.5
***standard* and *adapted* CIELAB**
*LAB*LAB* 25.26 38.45 32.27
*LAB*LABa* 25.26 38.45 32.27
*LAB*TCHa* 25.01 50.2 40.0
relative* CIELAB *lab*
*lab*lab* 0.265 0.383 0.321
*lab*tch* 0.25 0.5 0.111
*lab*nch* 0.5 0.5 0.111
***relative* Natural Colour (NC)**
*lab*lrj* 0.265 0.471 0.167
*lab*tce* 0.25 0.5 0.054
*lab*ncE* 0.5 0.5 r21j

***relative* Inform. Technology (IT)**
*olvi3** 1.0 0.0 0.0 (1.0)
*cmyn3** 0.0 1.0 1.0 (0.0)
*olvi4** 1.0 0.0 0.0 1.0
*cmyn4** 0.0 1.0 1.0 0.0
***standard* and *adapted* CIELAB**
*LAB*LAB* 50.5 76.9 64.54
*LAB*LABa* 50.5 76.9 64.54
*LAB*TCHa* 50.0 100.4 40.0
relative* CIELAB *lab*
*lab*lab* 0.529 0.766 0.643
*lab*tch* 0.5 1.0 0.111
*lab*nch* 0.0 1.0 0.111
***relative* Natural Colour (NC)**
*lab*lrj* 0.529 0.942 0.335
*lab*tce* 0.5 1.0 0.054
*lab*ncE* 0.0 1.0 r21j

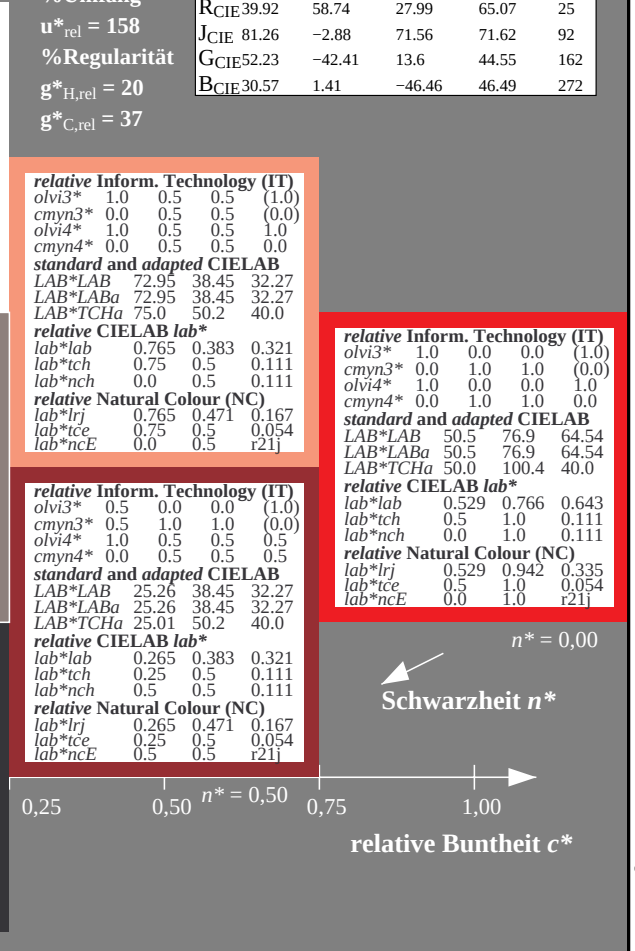

OG080−7, 3 stufige Reihen für konstanten CIELAB Buntton 22/360 = 0.061 (links)

3 stufige Reihen für konstanten CIELAB Buntton 40/360 = 0.111 (rechts)

Siehe ähnliche Dateien: http://www.ps.bam.de/OG08/
Technische Information: http://www.ps.bam.de Version 2.1, io=0,0?

BAM-Registrierung: 20060101-OG08/10S/S08G00SP.PS/.PDF BAM-Material: Code=rha4ta
Anwendung für Beurteilung und Messung von Drucker− oder Monitorsystemen
/OG08/ Form: 1/10. Serie: 1/1, Seite: 1 Seitenz hlung 1

Eingabe: Farbmetrisches Fernseh-Licht-System TLS70
für Buntton *h = lab*h = 107/360 = 0.298***
lab*tch* und *lab*nch

D65: Buntton Y
LCH*Ma: 94 36 107
olv*Ma: 1.0 1.0 0.0

Dreiecks-Helligkeit *t**

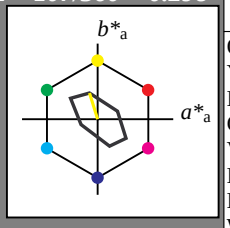

%Umfang
u^*_{rel} = 16
%Regularität
$g^*_{H,rel}$ = 34
$g^*_{C,rel}$ = 51

TLS70; adaptierte CIELAB-Daten

	$L^*=L^*_a$	a^*_a	b^*_a	$C^*_{ab,a}$	$h^*_{ab,a}$
O_{Ma}	76.43	26.27	10.57	28.32	22
Y_{Ma}	93.93	−10.76	34.63	36.27	107
L_{Ma}	89.32	−35.8	27.64	45.24	142
C_{Ma}	90.93	−21.95	−7.07	23.07	198
V_{Ma}	72.1	15.76	−35.63	38.97	294
M_{Ma}	78.5	37.52	−25.23	45.22	326
N_{Ma}	69.7	0.0	0.0	0.0	0
W_{Ma}	95.41	0.0	0.0	0.0	0
R_{CIE}	39.92	58.74	27.99	65.07	25
J_{CIE}	81.26	−2.88	71.56	71.62	92
G_{CIE}	52.23	−42.41	13.6	44.55	162
B_{CIE}	30.57	1.41	−46.46	46.49	272

Ausgabe: Farbmetrisches Fernseh-Licht-System TLS00
für Buntton *h = lab*h = 103/360 = 0.286***
lab*tch* und *lab*nch

D65: Buntton Y
LCH*Ma: 93 93 103
olv*Ma: 1.0 1.0 0.0

Dreiecks-Helligkeit *t**

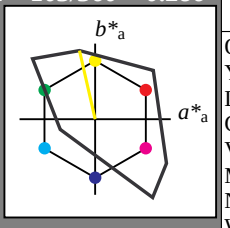

%Umfang
u^*_{rel} = 158
%Regularität
$g^*_{H,rel}$ = 20
$g^*_{C,rel}$ = 37

TLS00; adaptierte CIELAB-Daten

	$L^*=L^*_a$	a^*_a	b^*_a	$C^*_{ab,a}$	$h^*_{ab,a}$
O_{Ma}	50.5	76.92	64.55	100.42	40
Y_{Ma}	92.66	−20.69	90.75	93.08	103
L_{Ma}	83.63	−82.75	79.9	115.04	136
C_{Ma}	86.88	−46.16	−13.55	48.12	196
V_{Ma}	30.39	76.06	−103.59	128.52	306
M_{Ma}	57.3	94.35	−58.41	110.97	328
N_{Ma}	0.01	0.0	0.0	0.0	0
W_{Ma}	95.41	0.0	0.0	0.0	0
R_{CIE}	39.92	58.74	27.99	65.07	25
J_{CIE}	81.26	−2.88	71.56	71.62	92
G_{CIE}	52.23	−42.41	13.6	44.55	162
B_{CIE}	30.57	1.41	−46.46	46.49	272

***relative* Inform. Technology (IT)**
*olvi3** 1.0 1.0 1.0 (1.0)
*cmyn3** 0.0 0.0 0.0 (0.0)
*olvi4** 1.0 1.0 1.0 1.0
*cmyn4** 0.0 0.0 0.0 0.0
***standard* and *adapted* CIELAB**
*LAB*LAB* 95.41 0.0 0.0
*LAB*LABa* 95.41 0.0 0.0
*LAB*TCHa* 99.99 0.01 –
relative* CIELAB *lab*
*lab*lab* 1.0 0.0 0.0
*lab*tch* 1.0 0.0 –
*lab*nch* 0.0 0.0 –
***relative* Natural Colour (NC)**
*lab*lrj* 1.0 0.0 0.0
*lab*tce* 1.0 0.0 –
*lab*ncE* 0.0 0.0 –

***relative* Inform. Technology (IT)**
*olvi3** 0.5 0.5 0.5 (1.0)
*cmyn3** 0.5 0.5 0.5 (0.0)
*olvi4** 1.0 1.0 1.0 0.5
*cmyn4** 0.0 0.0 0.0 0.5
***standard* and *adapted* CIELAB**
*LAB*LAB* 47.72 0.0 0.0
*LAB*LABa* 47.72 0.0 0.0
*LAB*TCHa* 50.0 0.01 –
relative* CIELAB *lab*
*lab*lab* 0.5 0.0 0.0
*lab*tch* 0.5 0.0 –
*lab*nch* 0.5 0.0 –
***relative* Natural Colour (NC)**
*lab*lrj* 0.5 0.0 0.0
*lab*tce* 0.5 0.0 –
*lab*ncE* 0.5 0.0 –

***relative* Inform. Technology (IT)**
*olvi3** 0.0 0.0 0.0 (1.0)
*cmyn3** 1.0 1.0 1.0 (0.0)
*olvi4** 1.0 1.0 1.0 0.0
*cmyn4** 0.0 0.0 0.0 1.0
***standard* and *adapted* CIELAB**
*LAB*LAB* 0.03 0.0 0.0
*LAB*LABa* 0.03 0.0 0.0
*LAB*TCHa* 0.01 0.01 –
relative* CIELAB *lab*
*lab*lab* 0.0 0.0 0.0
*lab*tch* 0.0 0.0 –
*lab*nch* 1.0 0.0 –
***relative* Natural Colour (NC)**
*lab*lrj* 0.0 0.0 0.0
*lab*tce* 0.0 0.0 –
*lab*ncE* 1.0 0.0 –

***relative* Inform. Technology (IT)**
*olvi3** 1.0 1.0 0.5 (1.0)
*cmyn3** 0.0 0.0 0.5 (0.0)
*olvi4** 1.0 1.0 0.5 1.0
*cmyn4** 0.0 0.0 0.5 0.0
***standard* and *adapted* CIELAB**
*LAB*LAB* 94.03 −10.34 45.37
*LAB*LABa* 94.03 −10.34 45.37
*LAB*TCHa* 75.0 46.53 102.85
relative* CIELAB *lab*
*lab*lab* 0.985 −0.11 0.487
*lab*tch* 0.75 0.5 0.286
*lab*nch* 0.0 0.5 0.286
***relative* Natural Colour (NC)**
*lab*lrj* 0.985 −0.116 0.486
*lab*tce* 0.75 0.5 0.288
*lab*ncE* 0.0 0.5 j15g

***relative* Inform. Technology (IT)**
*olvi3** 0.5 0.5 0.0 (1.0)
*cmyn3** 0.5 0.5 1.0 (0.0)
*olvi4** 1.0 1.0 0.5 0.5
*cmyn4** 0.0 0.0 0.5 0.5
***standard* and *adapted* CIELAB**
*LAB*LAB* 46.34 −10.34 45.37
*LAB*LABa* 46.34 −10.34 45.37
*LAB*TCHa* 25.01 46.53 102.85
relative* CIELAB *lab*
*lab*lab* 0.486 −0.11 0.487
*lab*tch* 0.25 0.5 0.286
*lab*nch* 0.5 0.5 0.286
***relative* Natural Colour (NC)**
*lab*lrj* 0.486 −0.116 0.486
*lab*tce* 0.25 0.5 0.288
*lab*ncE* 0.5 0.5 j15g

***relative* Inform. Technology (IT)**
*olvi3** 1.0 1.0 0.0 (1.0)
*cmyn3** 0.0 0.0 1.0 (0.0)
*olvi4** 1.0 1.0 0.0 1.0
*cmyn4** 0.0 0.0 1.0 0.0
***standard* and *adapted* CIELAB**
*LAB*LAB* 92.65 −20.69 90.73
*LAB*LABa* 92.65 −20.69 90.73
*LAB*TCHa* 50.0 93.06 102.85
relative* CIELAB *lab*
*lab*lab* 0.971 −0.221 0.975
*lab*tch* 0.5 1.0 0.286
*lab*nch* 0.0 1.0 0.286
***relative* Natural Colour (NC)**
*lab*lrj* 0.971 −0.233 0.972
*lab*tce* 0.5 1.0 0.288
*lab*ncE* 0.0 1.0 j15g

n^* = 0,00
Schwarzheit *n**
0,25 0,50 n^* = 0,50 0,75 1,00
relative Buntheit *c**
n^* = 1,0

n^* = 0,00
Schwarzheit *n**
0,25 0,50 n^* = 0,50 0,75 1,00
relative Buntheit *c**
n^* = 1,0

OG080−7, 3 stufige Reihen für konstanten CIELAB Buntton 107/360 = 0.298 (links)

3 stufige Reihen für konstanten CIELAB Buntton 103/360 = 0.286 (rechts)

Siehe ähnliche Dateien: http://www.ps.bam.de/OG08/
Technische Information: http://www.ps.bam.de Version 2.1, io=0,0?

BAM-Registrierung: 20060101-OG08/10S/S08G01SP.PS/.PDF BAM-Material: Code=rha4ta
Anwendung für Beurteilung und Messung von Drucker− oder Monitorsystemen
/OG08/ Form: 2/10. Serie: 1/1, Seite: 2 Seitenz hlung 2

Eingabe: Farbmetrisches Fernseh-Licht-System TLS70
für Buntton *h* = lab*h = 142/360 = 0.395*
lab*tch* und *lab*nch

D65: Buntton L
LCH*Ma: 89 45 142
olv*Ma: 0.0 1.0 0.0

Dreiecks-Helligkeit *t**

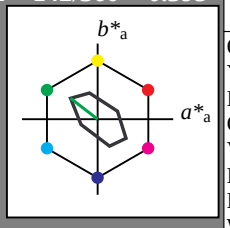

TLS70; adaptierte CIELAB-Daten

	$L^*=L^*_a$	a^*_a	b^*_a	$C^*_{ab,a}$	$h^*_{ab,a}$
O_{Ma}	76.43	26.27	10.57	28.32	22
Y_{Ma}	93.93	−10.76	34.63	36.27	107
L_{Ma}	89.32	−35.8	27.64	45.24	142
C_{Ma}	90.93	−21.95	−7.07	23.07	198
V_{Ma}	72.1	15.76	−35.63	38.97	294
M_{Ma}	78.5	37.52	−25.23	45.22	326
N_{Ma}	69.7	0.0	0.0	0.0	0
W_{Ma}	95.41	0.0	0.0	0.0	0
R_{CIE}	39.92	58.74	27.99	65.07	25
J_{CIE}	81.26	−2.88	71.56	71.62	92
G_{CIE}	52.23	−42.41	13.6	44.55	162
B_{CIE}	30.57	1.41	−46.46	46.49	272

%Umfang
u^*_{rel} = 16
%Regularität
$g^*_{H,rel}$ = 34
$g^*_{C,rel}$ = 51

Ausgabe: Farbmetrisches Fernseh-Licht-System TLS00
für Buntton *h* = lab*h = 136/360 = 0.378*
lab*tch* und *lab*nch

D65: Buntton L
LCH*Ma: 84 115 136
olv*Ma: 0.0 1.0 0.0

Dreiecks-Helligkeit *t**

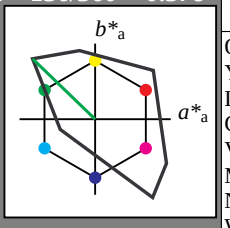

TLS00; adaptierte CIELAB-Daten

	$L^*=L^*_a$	a^*_a	b^*_a	$C^*_{ab,a}$	$h^*_{ab,a}$
O_{Ma}	50.5	76.92	64.55	100.42	40
Y_{Ma}	92.66	−20.69	90.75	93.08	103
L_{Ma}	83.63	−82.75	79.9	115.04	136
C_{Ma}	86.88	−46.16	−13.55	48.12	196
V_{Ma}	30.39	76.06	−103.59	128.52	306
M_{Ma}	57.3	94.35	−58.41	110.97	328
N_{Ma}	0.01	0.0	0.0	0.0	0
W_{Ma}	95.41	0.0	0.0	0.0	0
R_{CIE}	39.92	58.74	27.99	65.07	25
J_{CIE}	81.26	−2.88	71.56	71.62	92
G_{CIE}	52.23	−42.41	13.6	44.55	162
B_{CIE}	30.57	1.41	−46.46	46.49	272

%Umfang
u^*_{rel} = 158
%Regularität
$g^*_{H,rel}$ = 20
$g^*_{C,rel}$ = 37

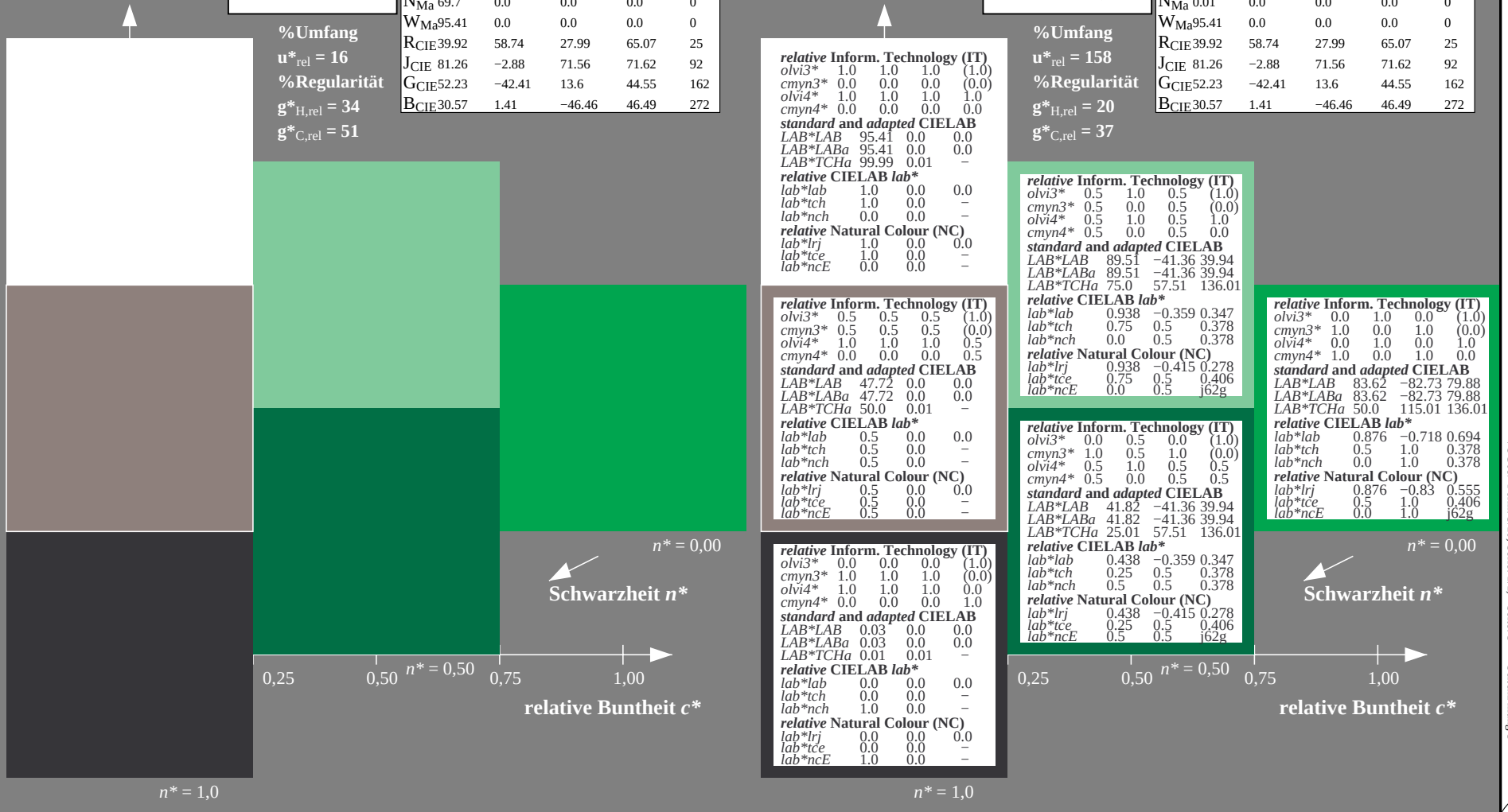

OG080−7, 3 stufige Reihen für konstanten CIELAB Buntton 142/360 = 0.395 (links)

3 stufige Reihen für konstanten CIELAB Buntton 136/360 = 0.378 (rechts)

Siehe ähnliche Dateien: http://www.ps.bam.de/OG08/
Technische Information: http://www.ps.bam.de Version 2.1, io=0,0?

BAM-Registrierung: 20060101-OG08/10S/S08G02SP.PS/.PDF BAM-Material: Code=rha4ta
Anwendung für Beurteilung und Messung von Drucker− oder Monitorsystemen
/OG08/ Form: 3/10. Serie: 1/1, Seite: 3 Seitenz hlung 3

Eingabe: Farbmetrisches Fernseh-Licht-System TLS70
für Buntton *h* = lab*h = 198/360 = 0.55*
lab*tch* und *lab*nch

D65: Buntton C
LCH*Ma: 91 23 198
olv*Ma: 0.0 1.0 1.0

Dreiecks-Helligkeit *t**

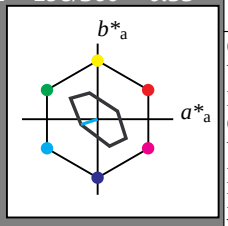

TLS70; adaptierte CIELAB-Daten

	$L^*=L^*_a$	a^*_a	b^*_a	$C^*_{ab,a}$	$h^*_{ab,a}$
O_{Ma}	76.43	26.27	10.57	28.32	22
Y_{Ma}	93.93	−10.76	34.63	36.27	107
L_{Ma}	89.32	−35.8	27.64	45.24	142
C_{Ma}	90.93	−21.95	−7.07	23.07	198
V_{Ma}	72.1	15.76	−35.63	38.97	294
M_{Ma}	78.5	37.52	−25.23	45.22	326
N_{Ma}	69.7	0.0	0.0	0.0	0
W_{Ma}	95.41	0.0	0.0	0.0	0
R_{CIE}	39.92	58.74	27.99	65.07	25
J_{CIE}	81.26	−2.88	71.56	71.62	92
G_{CIE}	52.23	−42.41	13.6	44.55	162
B_{CIE}	30.57	1.41	−46.46	46.49	272

%Umfang
u^*_{rel} = 16
%Regularität
$g^*_{H,rel}$ = 34
$g^*_{C,rel}$ = 51

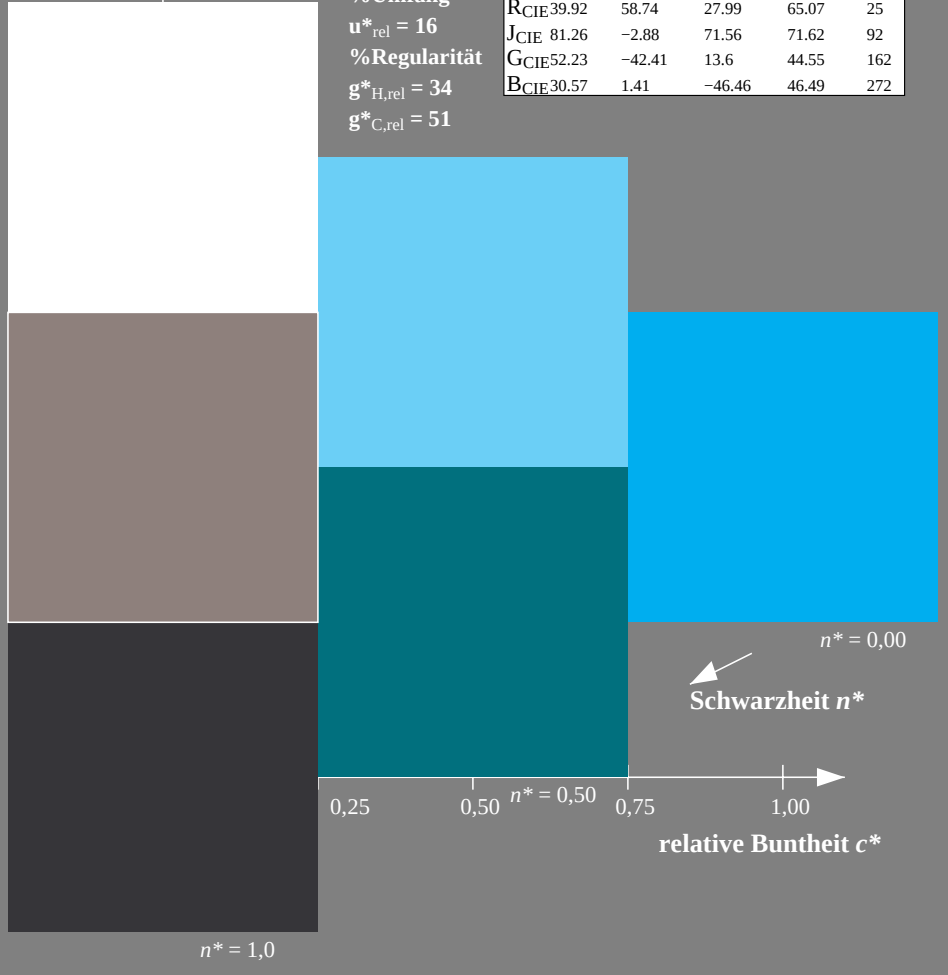

Ausgabe: Farbmetrisches Fernseh-Licht-System TLS00
für Buntton *h* = lab*h = 196/360 = 0.545*
lab*tch* und *lab*nch

D65: Buntton C
LCH*Ma: 87 48 196
olv*Ma: 0.0 1.0 1.0

Dreiecks-Helligkeit *t**

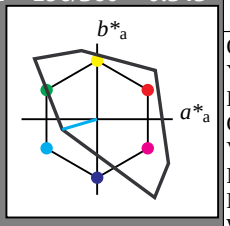

TLS00; adaptierte CIELAB-Daten

	$L^*=L^*_a$	a^*_a	b^*_a	$C^*_{ab,a}$	$h^*_{ab,a}$
O_{Ma}	50.5	76.92	64.55	100.42	40
Y_{Ma}	92.66	−20.69	90.75	93.08	103
L_{Ma}	83.63	−82.75	79.9	115.04	136
C_{Ma}	86.88	−46.16	−13.55	48.12	196
V_{Ma}	30.39	76.06	−103.59	128.52	306
M_{Ma}	57.3	94.35	−58.41	110.97	328
N_{Ma}	0.01	0.0	0.0	0.0	0
W_{Ma}	95.41	0.0	0.0	0.0	0
R_{CIE}	39.92	58.74	27.99	65.07	25
J_{CIE}	81.26	−2.88	71.56	71.62	92
G_{CIE}	52.23	−42.41	13.6	44.55	162
B_{CIE}	30.57	1.41	−46.46	46.49	272

%Umfang
u^*_{rel} = 158
%Regularität
$g^*_{H,rel}$ = 20
$g^*_{C,rel}$ = 37

***relative* Inform. Technology (IT)**
*olvi3** 1.0 1.0 1.0 (1.0)
*cmyn3** 0.0 0.0 0.0 (0.0)
*olvi4** 1.0 1.0 1.0 1.0
*cmyn4** 0.0 0.0 0.0 0.0
***standard* and *adapted* CIELAB**
*LAB*LAB* 95.41 0.0 0.0
*LAB*LABa* 95.41 0.0 0.0
*LAB*TCHa* 99.99 0.01 –
relative* CIELAB *lab*
*lab*lab* 1.0 0.0 0.0
*lab*tch* 1.0 0.0 –
*lab*nch* 0.0 0.0 –
***relative* Natural Colour (NC)**
*lab*lrj* 1.0 0.0 0.0
*lab*tce* 1.0 0.0 –
*lab*ncE* 0.0 0.0 –

***relative* Inform. Technology (IT)**
*olvi3** 0.5 1.0 1.0 (1.0)
*cmyn3** 0.5 0.0 0.0 (0.0)
*olvi4** 0.5 1.0 1.0 1.0
*cmyn4** 0.5 0.0 0.0 0.0
***standard* and *adapted* CIELAB**
*LAB*LAB* 91.14 −23.07 −6.77
*LAB*LABa* 91.14 −23.07 −6.77
*LAB*TCHa* 75.0 24.06 196.37
relative* CIELAB *lab*
*lab*lab* 0.955 −0.479 −0.14
*lab*tch* 0.75 0.5 0.545
*lab*nch* 0.0 0.5 0.545
***relative* Natural Colour (NC)**
*lab*lrj* 0.955 −0.44 −0.234
*lab*tce* 0.75 0.5 0.578
*lab*ncE* 0.0 0.5 g31b

***relative* Inform. Technology (IT)**
*olvi3** 0.5 0.5 0.5 (1.0)
*cmyn3** 0.5 0.5 0.5 (0.0)
*olvi4** 1.0 1.0 1.0 0.5
*cmyn4** 0.0 0.0 0.0 0.5
***standard* and *adapted* CIELAB**
*LAB*LAB* 47.72 0.0 0.0
*LAB*LABa* 47.72 0.0 0.0
*LAB*TCHa* 50.0 0.01 –
relative* CIELAB *lab*
*lab*lab* 0.5 0.0 0.0
*lab*tch* 0.5 0.0 –
*lab*nch* 0.5 0.0 –
***relative* Natural Colour (NC)**
*lab*lrj* 0.5 0.0 0.0
*lab*tce* 0.5 0.0 –
*lab*ncE* 0.5 0.0 –

***relative* Inform. Technology (IT)**
*olvi3** 0.0 0.5 0.5 (1.0)
*cmyn3** 1.0 0.5 0.5 (0.0)
*olvi4** 0.5 1.0 1.0 0.5
*cmyn4** 0.5 0.0 0.0 0.5
***standard* and *adapted* CIELAB**
*LAB*LAB* 43.45 −23.07 −6.77
*LAB*LABa* 43.45 −23.07 −6.77
*LAB*TCHa* 25.01 24.06 196.37
relative* CIELAB *lab*
*lab*lab* 0.455 −0.479 −0.14
*lab*tch* 0.25 0.5 0.545
*lab*nch* 0.5 0.5 0.545
***relative* Natural Colour (NC)**
*lab*lrj* 0.455 −0.44 −0.234
*lab*tce* 0.25 0.5 0.578
*lab*ncE* 0.5 0.5 g31b

***relative* Inform. Technology (IT)**
*olvi3** 0.0 1.0 1.0 (1.0)
*cmyn3** 1.0 0.0 0.0 (0.0)
*olvi4** 0.0 1.0 1.0 1.0
*cmyn4** 1.0 0.0 0.0 0.0
***standard* and *adapted* CIELAB**
*LAB*LAB* 86.87 −46.15 −13.55
*LAB*LABa* 86.87 −46.15 −13.55
*LAB*TCHa* 50.0 48.11 196.37
relative* CIELAB *lab*
*lab*lab* 0.911 −0.958 −0.281
*lab*tch* 0.5 1.0 0.545
*lab*nch* 0.0 1.0 0.545
***relative* Natural Colour (NC)**
*lab*lrj* 0.911 −0.881 −0.469
*lab*tce* 0.5 1.0 0.578
*lab*ncE* 0.0 1.0 g31b

***relative* Inform. Technology (IT)**
*olvi3** 0.0 0.0 0.0 (1.0)
*cmyn3** 1.0 1.0 1.0 (0.0)
*olvi4** 1.0 1.0 1.0 0.0
*cmyn4** 0.0 0.0 0.0 1.0
***standard* and *adapted* CIELAB**
*LAB*LAB* 0.03 0.0 0.0
*LAB*LABa* 0.03 0.0 0.0
*LAB*TCHa* 0.01 0.01 –
relative* CIELAB *lab*
*lab*lab* 0.0 0.0 0.0
*lab*tch* 0.0 0.0 –
*lab*nch* 1.0 0.0 –
***relative* Natural Colour (NC)**
*lab*lrj* 0.0 0.0 0.0
*lab*tce* 0.0 0.0 –
*lab*ncE* 1.0 0.0 –

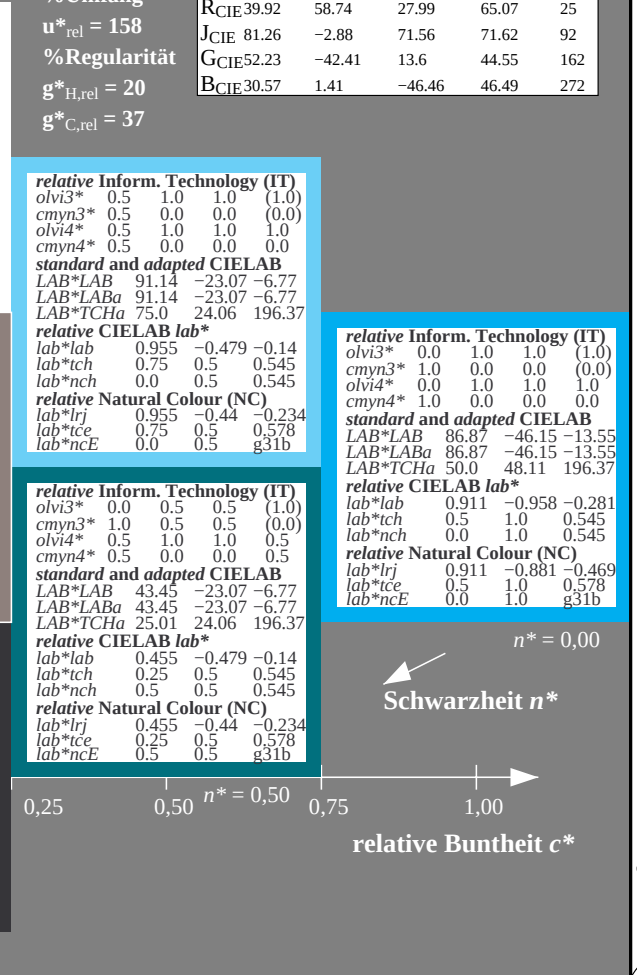

OG080−7, 3 stufige Reihen für konstanten CIELAB Buntton 198/360 = 0.55 (links)

3 stufige Reihen für konstanten CIELAB Buntton 196/360 = 0.545 (rechts)

Siehe ähnliche Dateien: http://www.ps.bam.de/OG08/
Technische Information: http://www.ps.bam.de Version 2.1, io=0,0?

BAM-Registrierung: 20060101-OG08/10S/S08G03SP.PS/.PDF BAM-Material: Code=rha4ta
Anwendung für Beurteilung und Messung von Drucker− oder Monitorsystemen
/OG08/ Form: 4/10. Serie: 1/1, Seite: 4 Seitenz hlung 4

Eingabe: Farbmetrisches Fernseh-Licht-System TLS70
für Buntton $h^* = lab^*h = 294/360 = 0.816$
lab*tch* und *lab*nch

D65: Buntton V
LCH*Ma: 72 39 294
olv*Ma: 0.0 0.0 1.0

Dreiecks-Helligkeit *t**

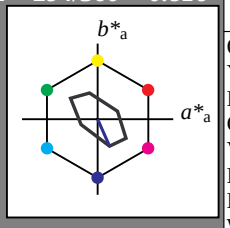

%Umfang
$u^*_{rel} = 16$
%Regularität
$g^*_{H,rel} = 34$
$g^*_{C,rel} = 51$

TLS70; adaptierte CIELAB-Daten

	$L^*=L^*_a$	a^*_a	b^*_a	$C^*_{ab,a}$	$h^*_{ab,a}$
O_{Ma}	76.43	26.27	10.57	28.32	22
Y_{Ma}	93.93	−10.76	34.63	36.27	107
L_{Ma}	89.32	−35.8	27.64	45.24	142
C_{Ma}	90.93	−21.95	−7.07	23.07	198
V_{Ma}	72.1	15.76	−35.63	38.97	294
M_{Ma}	78.5	37.52	−25.23	45.22	326
N_{Ma}	69.7	0.0	0.0	0.0	0
W_{Ma}	95.41	0.0	0.0	0.0	0
R_{CIE}	39.92	58.74	27.99	65.07	25
J_{CIE}	81.26	−2.88	71.56	71.62	92
G_{CIE}	52.23	−42.41	13.6	44.55	162
B_{CIE}	30.57	1.41	−46.46	46.49	272



Ausgabe: Farbmetrisches Fernseh-Licht-System TLS00
für Buntton $h^* = lab^*h = 306/360 = 0.851$
lab*tch* und *lab*nch

D65: Buntton V
LCH*Ma: 30 129 306
olv*Ma: 0.0 0.0 1.0

Dreiecks-Helligkeit *t**

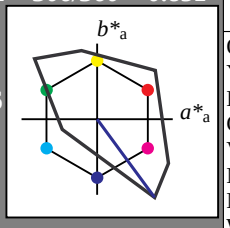

%Umfang
$u^*_{rel} = 158$
%Regularität
$g^*_{H,rel} = 20$
$g^*_{C,rel} = 37$

TLS00; adaptierte CIELAB-Daten

	$L^*=L^*_a$	a^*_a	b^*_a	$C^*_{ab,a}$	$h^*_{ab,a}$
O_{Ma}	50.5	76.92	64.55	100.42	40
Y_{Ma}	92.66	−20.69	90.75	93.08	103
L_{Ma}	83.63	−82.75	79.9	115.04	136
C_{Ma}	86.88	−46.16	−13.55	48.12	196
V_{Ma}	30.39	76.06	−103.59	128.52	306
M_{Ma}	57.3	94.35	−58.41	110.97	328
N_{Ma}	0.01	0.0	0.0	0.0	0
W_{Ma}	95.41	0.0	0.0	0.0	0
R_{CIE}	39.92	58.74	27.99	65.07	25
J_{CIE}	81.26	−2.88	71.56	71.62	92
G_{CIE}	52.23	−42.41	13.6	44.55	162
B_{CIE}	30.57	1.41	−46.46	46.49	272

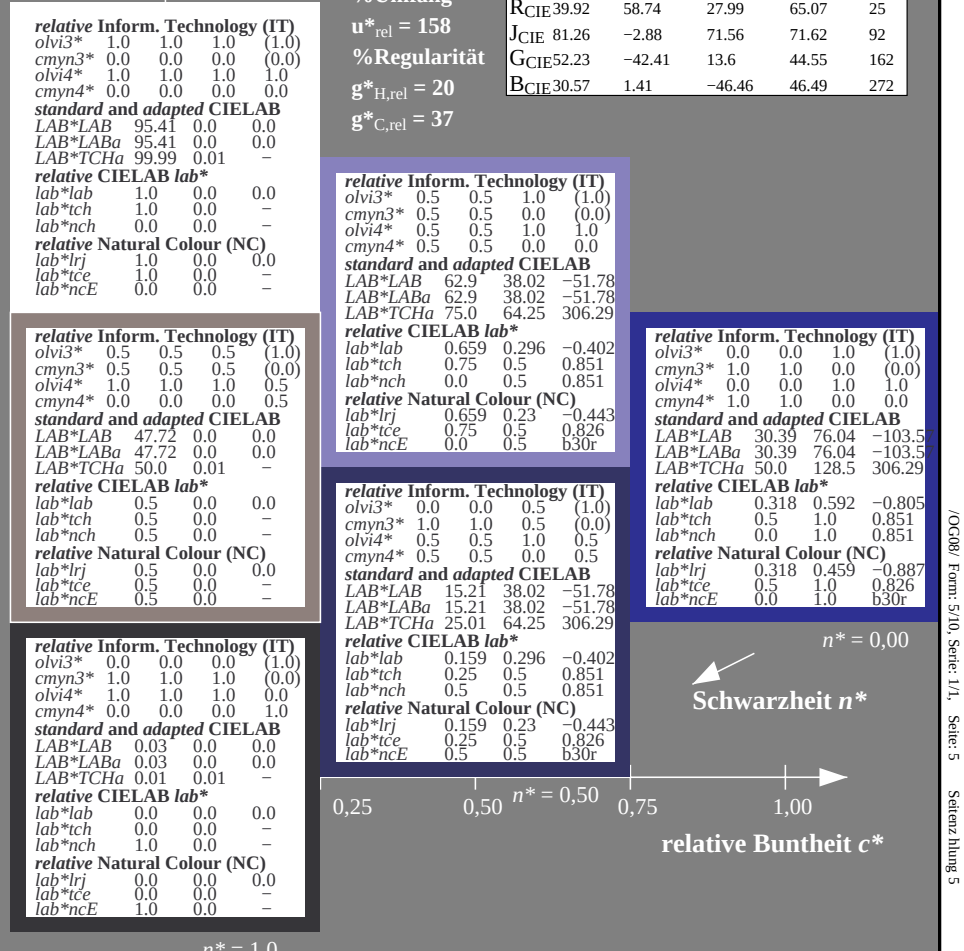

***relative* Inform. Technology (IT)**
*olvi3** 1.0 1.0 1.0 (1.0)
*cmyn3** 0.0 0.0 0.0 (0.0)
*olvi4** 1.0 1.0 1.0 1.0
*cmyn4** 0.0 0.0 0.0 0.0
***standard* and *adapted* CIELAB**
*LAB*LAB* 95.41 0.0 0.0
*LAB*LABa* 95.41 0.0 0.0
*LAB*TCHa* 99.99 0.01 –
relative* CIELAB *lab*
*lab*lab* 1.0 0.0 0.0
*lab*tch* 1.0 0.0 –
*lab*nch* 0.0 0.0 –
***relative* Natural Colour (NC)**
*lab*lrj* 1.0 0.0 0.0
*lab*tce* 1.0 0.0 –
*lab*ncE* 0.0 0.0 –

***relative* Inform. Technology (IT)**
*olvi3** 0.5 0.5 0.5 (1.0)
*cmyn3** 0.5 0.5 0.5 (0.0)
*olvi4** 1.0 1.0 1.0 0.5
*cmyn4** 0.0 0.0 0.0 0.5
***standard* and *adapted* CIELAB**
*LAB*LAB* 47.72 0.0 0.0
*LAB*LABa* 47.72 0.0 0.0
*LAB*TCHa* 50.0 0.01 –
relative* CIELAB *lab*
*lab*lab* 0.5 0.0 0.0
*lab*tch* 0.5 0.0 –
*lab*nch* 0.5 0.0 –
***relative* Natural Colour (NC)**
*lab*lrj* 0.5 0.0 0.0
*lab*tce* 0.5 0.0 –
*lab*ncE* 0.5 0.0 –

***relative* Inform. Technology (IT)**
*olvi3** 0.0 0.0 0.0 (1.0)
*cmyn3** 1.0 1.0 1.0 (0.0)
*olvi4** 1.0 1.0 1.0 0.0
*cmyn4** 0.0 0.0 0.0 1.0
***standard* and *adapted* CIELAB**
*LAB*LAB* 0.03 0.0 0.0
*LAB*LABa* 0.03 0.0 0.0
*LAB*TCHa* 0.01 0.01 –
relative* CIELAB *lab*
*lab*lab* 0.0 0.0 0.0
*lab*tch* 0.0 0.0 –
*lab*nch* 1.0 0.0 –
***relative* Natural Colour (NC)**
*lab*lrj* 0.0 0.0 0.0
*lab*tce* 0.0 0.0 –
*lab*ncE* 1.0 0.0 –

***relative* Inform. Technology (IT)**
*olvi3** 0.5 0.5 1.0 (1.0)
*cmyn3** 0.5 0.5 0.0 (0.0)
*olvi4** 0.5 0.5 1.0 1.0
*cmyn4** 0.5 0.5 0.0 0.0
***standard* and *adapted* CIELAB**
*LAB*LAB* 62.9 38.02 −51.78
*LAB*LABa* 62.9 38.02 −51.78
*LAB*TCHa* 75.0 64.25 306.29
relative* CIELAB *lab*
*lab*lab* 0.659 0.296 −0.402
*lab*tch* 0.75 0.5 0.851
*lab*nch* 0.0 0.5 0.851
***relative* Natural Colour (NC)**
*lab*lrj* 0.659 0.23 −0.443
*lab*tce* 0.75 0.5 0.826
*lab*ncE* 0.0 0.5 b30r

***relative* Inform. Technology (IT)**
*olvi3** 0.0 0.0 0.5 (1.0)
*cmyn3** 1.0 1.0 0.5 (0.0)
*olvi4** 0.5 0.5 1.0 0.5
*cmyn4** 0.5 0.5 0.0 0.5
***standard* and *adapted* CIELAB**
*LAB*LAB* 15.21 38.02 −51.78
*LAB*LABa* 15.21 38.02 −51.78
*LAB*TCHa* 25.01 64.25 306.29
relative* CIELAB *lab*
*lab*lab* 0.159 0.296 −0.402
*lab*tch* 0.25 0.5 0.851
*lab*nch* 0.5 0.5 0.851
***relative* Natural Colour (NC)**
*lab*lrj* 0.159 0.23 −0.443
*lab*tce* 0.25 0.5 0.826
*lab*ncE* 0.5 0.5 b30r

***relative* Inform. Technology (IT)**
*olvi3** 0.0 0.0 1.0 (1.0)
*cmyn3** 1.0 1.0 0.0 (0.0)
*olvi4** 0.0 0.0 1.0 1.0
*cmyn4** 1.0 1.0 0.0 0.0
***standard* and *adapted* CIELAB**
*LAB*LAB* 30.39 76.04 −103.5
*LAB*LABa* 30.39 76.04 −103.5
*LAB*TCHa* 50.0 128.5 306.29
relative* CIELAB *lab*
*lab*lab* 0.318 0.592 −0.805
*lab*tch* 0.5 1.0 0.851
*lab*nch* 0.0 1.0 0.851
***relative* Natural Colour (NC)**
*lab*lrj* 0.318 0.459 −0.887
*lab*tce* 0.5 1.0 0.826
*lab*ncE* 0.0 1.0 b30r

OG080−7, 3 stufige Reihen für konstanten CIELAB Buntton 294/360 = 0.816 (links)

3 stufige Reihen für konstanten CIELAB Buntton 306/360 = 0.851 (rechts)

BAM-Prüfvorlage OG08; Farbmetrik-Systeme ORS18 & ORS18 input: *cmy0* setcmykcolor*
D65: 3stufige Farbreihen und Koordinatendaten für 10 Bunttöne output: *Startup (S) data dependend*

Siehe ähnliche Dateien: http://www.ps.bam.de/OG08/
Technische Information: http://www.ps.bam.de Version 2.1, io=0,0?

BAM-Registrierung: 20060101-OG08/10S/S08G04SP.PS/.PDF BAM-Material: Code=rha4ta
Anwendung für Beurteilung und Messung von Drucker− oder Monitorsystemen

/OG08/ Form: 5/10. Serie: 1/1, Seite: 5 Seitenz hlung 5

Eingabe: Farbmetrisches Fernseh-Licht-System TLS70
für Buntton $h^* = lab^*h = 326/360 = 0.906$
lab*tch* und *lab*nch

D65: Buntton M
LCH*Ma: 79 45 326
olv*Ma: 1.0 0.0 1.0

Dreiecks-Helligkeit *t**

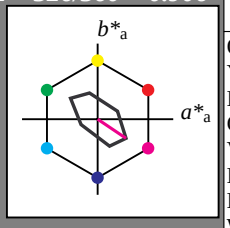

TLS70; adaptierte CIELAB-Daten

	$L^*=L^*_a$	a^*_a	b^*_a	$C^*_{ab,a}$	$h^*_{ab,a}$
O_{Ma}	76.43	26.27	10.57	28.32	22
Y_{Ma}	93.93	−10.76	34.63	36.27	107
L_{Ma}	89.32	−35.8	27.64	45.24	142
C_{Ma}	90.93	−21.95	−7.07	23.07	198
V_{Ma}	72.1	15.76	−35.63	38.97	294
M_{Ma}	78.5	37.52	−25.23	45.22	326
N_{Ma}	69.7	0.0	0.0	0.0	0
W_{Ma}	95.41	0.0	0.0	0.0	0
R_{CIE}	39.92	58.74	27.99	65.07	25
J_{CIE}	81.26	−2.88	71.56	71.62	92
G_{CIE}	52.23	−42.41	13.6	44.55	162
B_{CIE}	30.57	1.41	−46.46	46.49	272

%Umfang
$u^*_{rel} = 16$
%Regularität
$g^*_{H,rel} = 34$
$g^*_{C,rel} = 51$

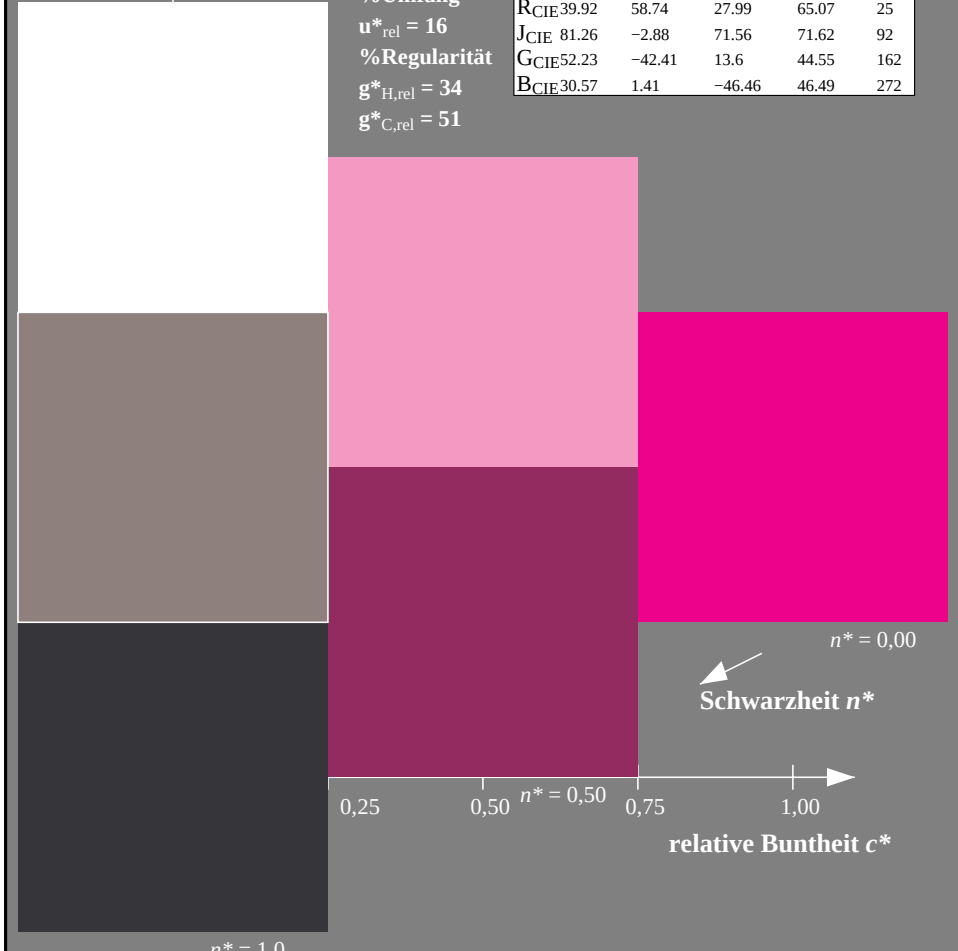

Ausgabe: Farbmetrisches Fernseh-Licht-System TLS00
für Buntton $h^* = lab^*h = 328/360 = 0.912$
lab*tch* und *lab*nch

D65: Buntton M
LCH*Ma: 57 111 328
olv*Ma: 1.0 0.0 1.0

Dreiecks-Helligkeit *t**

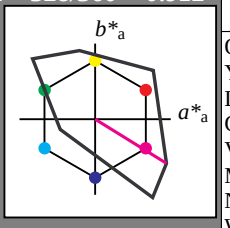

TLS00; adaptierte CIELAB-Daten

	$L^*=L^*_a$	a^*_a	b^*_a	$C^*_{ab,a}$	$h^*_{ab,a}$
O_{Ma}	50.5	76.92	64.55	100.42	40
Y_{Ma}	92.66	−20.69	90.75	93.08	103
L_{Ma}	83.63	−82.75	79.9	115.04	136
C_{Ma}	86.88	−46.16	−13.55	48.12	196
V_{Ma}	30.39	76.06	−103.59	128.52	306
M_{Ma}	57.3	94.35	−58.41	110.97	328
N_{Ma}	0.01	0.0	0.0	0.0	0
W_{Ma}	95.41	0.0	0.0	0.0	0
R_{CIE}	39.92	58.74	27.99	65.07	25
J_{CIE}	81.26	−2.88	71.56	71.62	92
G_{CIE}	52.23	−42.41	13.6	44.55	162
B_{CIE}	30.57	1.41	−46.46	46.49	272

%Umfang
$u^*_{rel} = 158$
%Regularität
$g^*_{H,rel} = 20$
$g^*_{C,rel} = 37$

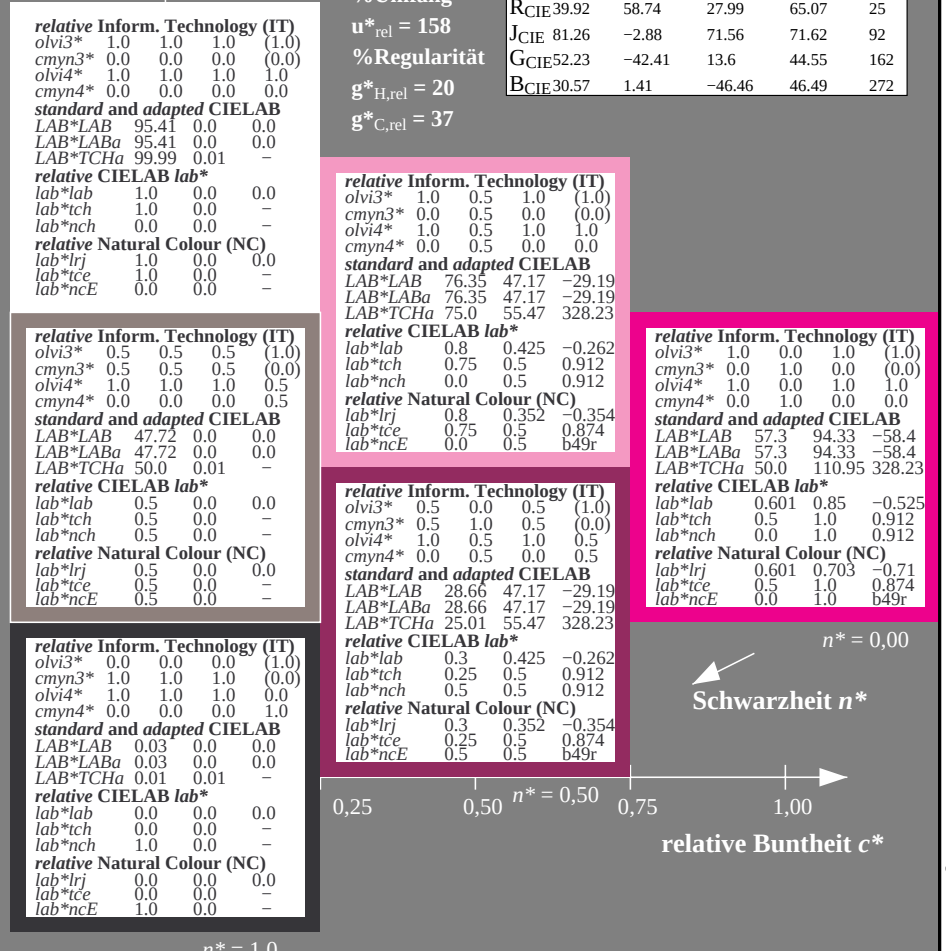

***relative* Inform. Technology (IT)**

*olvi3**	1.0	1.0	1.0	(1.0)
*cmyn3**	0.0	0.0	0.0	(0.0)
*olvi4**	1.0	1.0	1.0	1.0
*cmyn4**	0.0	0.0	0.0	0.0
***standard* and *adapted* CIELAB**				
*LAB*LAB*	95.41	0.0	0.0	
*LAB*LABa*	95.41	0.0	0.0	
*LAB*TCHa*	99.99	0.01	–	
relative* CIELAB *lab*				
*lab*lab*	1.0	0.0	0.0	
*lab*tch*	1.0	0.0	–	
*lab*nch*	0.0	0.0	–	
***relative* Natural Colour (NC)**				
*lab*lrj*	1.0	0.0	0.0	
*lab*tce*	1.0	0.0	–	
*lab*ncE*	0.0	0.0	–	

***relative* Inform. Technology (IT)**

*olvi3**	0.5	0.5	0.5	(1.0)
*cmyn3**	0.5	0.5	0.5	(0.0)
*olvi4**	1.0	1.0	1.0	0.5
*cmyn4**	0.0	0.0	0.0	0.5
***standard* and *adapted* CIELAB**				
*LAB*LAB*	47.72	0.0	0.0	
*LAB*LABa*	47.72	0.0	0.0	
*LAB*TCHa*	50.0	0.01	–	
relative* CIELAB *lab*				
*lab*lab*	0.5	0.0	0.0	
*lab*tch*	0.5	0.0	–	
*lab*nch*	0.5	0.0	–	
***relative* Natural Colour (NC)**				
*lab*lrj*	0.5	0.0	0.0	
*lab*tce*	0.5	0.0	–	
*lab*ncE*	0.5	0.0	–	

***relative* Inform. Technology (IT)**

*olvi3**	0.0	0.0	0.0	(1.0)
*cmyn3**	1.0	1.0	1.0	(0.0)
*olvi4**	1.0	1.0	1.0	0.0
*cmyn4**	0.0	0.0	0.0	1.0
***standard* and *adapted* CIELAB**				
*LAB*LAB*	0.03	0.0	0.0	
*LAB*LABa*	0.03	0.0	0.0	
*LAB*TCHa*	0.01	0.01	–	
relative* CIELAB *lab*				
*lab*lab*	0.0	0.0	0.0	
*lab*tch*	0.0	0.0	–	
*lab*nch*	1.0	0.0	–	
***relative* Natural Colour (NC)**				
*lab*lrj*	0.0	0.0	0.0	
*lab*tce*	0.0	0.0	–	
*lab*ncE*	1.0	0.0	–	

***relative* Inform. Technology (IT)**

*olvi3**	1.0	0.5	1.0	(1.0)
*cmyn3**	0.0	0.5	0.0	(0.0)
*olvi4**	1.0	0.5	1.0	1.0
*cmyn4**	0.0	0.5	0.0	0.0
***standard* and *adapted* CIELAB**				
*LAB*LAB*	76.35	47.17	−29.19	
*LAB*LABa*	76.35	47.17	−29.19	
*LAB*TCHa*	75.0	55.47	328.23	
relative* CIELAB *lab*				
*lab*lab*	0.8	0.425	−0.262	
*lab*tch*	0.75	0.5	0.912	
*lab*nch*	0.0	0.5	0.912	
***relative* Natural Colour (NC)**				
*lab*lrj*	0.8	0.352	−0.354	
*lab*tce*	0.75	0.5	0.874	
*lab*ncE*	0.0	0.5	b49r	

***relative* Inform. Technology (IT)**

*olvi3**	0.5	0.0	0.5	(1.0)
*cmyn3**	0.5	1.0	0.5	(0.0)
*olvi4**	1.0	0.5	1.0	0.5
*cmyn4**	0.0	0.5	0.0	0.5
***standard* and *adapted* CIELAB**				
*LAB*LAB*	28.66	47.17	−29.19	
*LAB*LABa*	28.66	47.17	−29.19	
*LAB*TCHa*	25.01	55.47	328.23	
relative* CIELAB *lab*				
*lab*lab*	0.3	0.425	−0.262	
*lab*tch*	0.25	0.5	0.912	
*lab*nch*	0.5	0.5	0.912	
***relative* Natural Colour (NC)**				
*lab*lrj*	0.3	0.352	−0.354	
*lab*tce*	0.25	0.5	0.874	
*lab*ncE*	0.5	0.5	b49r	

***relative* Inform. Technology (IT)**

*olvi3**	1.0	0.0	1.0	(1.0)
*cmyn3**	0.0	1.0	0.0	(0.0)
*olvi4**	1.0	0.0	1.0	1.0
*cmyn4**	0.0	1.0	0.0	0.0
***standard* and *adapted* CIELAB**				
*LAB*LAB*	57.3	94.33	−58.4	
*LAB*LABa*	57.3	94.33	−58.4	
*LAB*TCHa*	50.0	110.95	328.23	
relative* CIELAB *lab*				
*lab*lab*	0.601	0.85	−0.525	
*lab*tch*	0.5	1.0	0.912	
*lab*nch*	0.0	1.0	0.912	
***relative* Natural Colour (NC)**				
*lab*lrj*	0.601	0.703	−0.71	
*lab*tce*	0.5	1.0	0.874	
*lab*ncE*	0.0	1.0	b49r	

OG080−7, 3 stufige Reihen für konstanten CIELAB Buntton 326/360 = 0.906 (links)

3 stufige Reihen für konstanten CIELAB Buntton 328/360 = 0.912 (rechts)

BAM-Prüfvorlage OG08; Farbmetrik-Systeme ORS18 & ORS18 input: *cmy0* setcmykcolor*
D65: 3stufige Farbreihen und Koordinatendaten für 10 Bunttöne output: *Startup (S) data dependend*

Siehe ähnliche Dateien: http://www.ps.bam.de/OG08/
Technische Information: http://www.ps.bam.de Version 2.1, io=0,0?

BAM-Registrierung: 20060101-OG08/10S/S08G05SP.PS/.PDF BAM-Material: Code=rha4ta
Anwendung für Beurteilung und Messung von Drucker− oder Monitorsystemen
/OG08/ Form: 6/10. Serie: 1/1, Seite: 6 Seitenz hlung 6

Eingabe: Farbmetrisches Fernseh-Licht-System TLS70
für Buntton *h = lab*h = 25/360 = 0.071***
lab*tch* und *lab*nch

D65: Buntton R
LCH*Ma: 77 27 25
olv*Ma: 1.0 0.05 0.0

Dreiecks-Helligkeit *t**

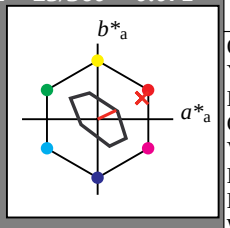

TLS70; adaptierte CIELAB-Daten

	$L^*=L^*_a$	a^*_a	b^*_a	$C^*_{ab,a}$	$h^*_{ab,a}$
O_{Ma}	76.43	26.27	10.57	28.32	22
Y_{Ma}	93.93	−10.76	34.63	36.27	107
L_{Ma}	89.32	−35.8	27.64	45.24	142
C_{Ma}	90.93	−21.95	−7.07	23.07	198
V_{Ma}	72.1	15.76	−35.63	38.97	294
M_{Ma}	78.5	37.52	−25.23	45.22	326
N_{Ma}	69.7	0.0	0.0	0.0	0
W_{Ma}	95.41	0.0	0.0	0.0	0
R_{CIE}	39.92	58.74	27.99	65.07	25
J_{CIE}	81.26	−2.88	71.56	71.62	92
G_{CIE}	52.23	−42.41	13.6	44.55	162
B_{CIE}	30.57	1.41	−46.46	46.49	272

%Umfang
u^*_{rel} = 16
%Regularität
$g^*_{H,rel}$ = 34
$g^*_{C,rel}$ = 51

Ausgabe: Farbmetrisches Fernseh-Licht-System TLS00
für Buntton *h = lab*h = 25/360 = 0.071***
lab*tch* und *lab*nch

D65: Buntton R
LCH*Ma: 52 89 25
olv*Ma: 1.0 0.0 0.21

Dreiecks-Helligkeit *t**

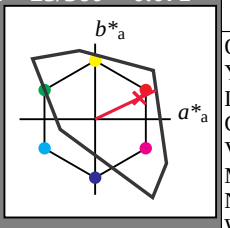

TLS00; adaptierte CIELAB-Daten

	$L^*=L^*_a$	a^*_a	b^*_a	$C^*_{ab,a}$	$h^*_{ab,a}$
O_{Ma}	50.5	76.92	64.55	100.42	40
Y_{Ma}	92.66	−20.69	90.75	93.08	103
L_{Ma}	83.63	−82.75	79.9	115.04	136
C_{Ma}	86.88	−46.16	−13.55	48.12	196
V_{Ma}	30.39	76.06	−103.59	128.52	306
M_{Ma}	57.3	94.35	−58.41	110.97	328
N_{Ma}	0.01	0.0	0.0	0.0	0
W_{Ma}	95.41	0.0	0.0	0.0	0
R_{CIE}	39.92	58.74	27.99	65.07	25
J_{CIE}	81.26	−2.88	71.56	71.62	92
G_{CIE}	52.23	−42.41	13.6	44.55	162
B_{CIE}	30.57	1.41	−46.46	46.49	272

%Umfang
u^*_{rel} = 158
%Regularität
$g^*_{H,rel}$ = 20
$g^*_{C,rel}$ = 37

***relative* Inform. Technology (IT)**

*olvi3**	1.0	1.0	1.0	(1.0)
*cmyn3**	0.0	0.0	0.0	(0.0)
*olvi4**	1.0	1.0	1.0	1.0
*cmyn4**	0.0	0.0	0.0	0.0
***standard* and *adapted* CIELAB**				
*LAB*LAB*	95.41	0.0	0.0	
*LAB*LABa*	95.41	0.0	0.0	
*LAB*TCHa*	99.99	0.01	–	
relative* CIELAB *lab*				
*lab*lab*	1.0	0.0	0.0	
*lab*tch*	1.0	0.0	–	
*lab*nch*	0.0	0.0	–	
***relative* Natural Colour (NC)**				
*lab*lrj*	1.0	0.0	0.0	
*lab*tce*	1.0	0.0	–	
*lab*ncE*	0.0	0.0	–	

***relative* Inform. Technology (IT)**

*olvi3**	0.5	0.5	0.5	(1.0)
*cmyn3**	0.5	0.5	0.5	(0.0)
*olvi4**	1.0	1.0	1.0	0.5
*cmyn4**	0.0	0.0	0.0	0.5
***standard* and *adapted* CIELAB**				
*LAB*LAB*	47.72	0.0	0.0	
*LAB*LABa*	47.72	0.0	0.0	
*LAB*TCHa*	50.0	0.01	–	
relative* CIELAB *lab*				
*lab*lab*	0.5	0.0	0.0	
*lab*tch*	0.5	0.0	–	
*lab*nch*	0.5	0.0	–	
***relative* Natural Colour (NC)**				
*lab*lrj*	0.5	0.0	0.0	
*lab*tce*	0.5	0.0	–	
*lab*ncE*	0.5	0.0	–	

***relative* Inform. Technology (IT)**

*olvi3**	0.0	0.0	0.0	(1.0)
*cmyn3**	1.0	1.0	1.0	(0.0)
*olvi4**	1.0	1.0	1.0	0.0
*cmyn4**	0.0	0.0	0.0	1.0
***standard* and *adapted* CIELAB**				
*LAB*LAB*	0.03	0.0	0.0	
*LAB*LABa*	0.03	0.0	0.0	
*LAB*TCHa*	0.01	0.01	–	
relative* CIELAB *lab*				
*lab*lab*	0.0	0.0	0.0	
*lab*tch*	0.0	0.0	–	
*lab*nch*	1.0	0.0	–	
***relative* Natural Colour (NC)**				
*lab*lrj*	0.0	0.0	0.0	
*lab*tce*	0.0	0.0	–	
*lab*ncE*	1.0	0.0	–	

***relative* Inform. Technology (IT)**

*olvi3**	1.0	0.5	0.606	(1.0)
*cmyn3**	0.0	0.5	0.394	(0.0)
*olvi4**	1.0	0.5	0.606	1.0
*cmyn4**	0.0	0.5	0.394	0.0
***standard* and *adapted* CIELAB**				
*LAB*LAB*	73.67	40.3	19.2	
*LAB*LABa*	73.67	40.3	19.2	
*LAB*TCHa*	75.0	44.64	25.47	
relative* CIELAB *lab*				
*lab*lab*	0.772	0.451	0.215	
*lab*tch*	0.75	0.5	0.071	
*lab*nch*	0.0	0.5	0.071	
***relative* Natural Colour (NC)**				
*lab*lrj*	0.772	0.5	0.0	
*lab*tce*	0.75	0.5	1.0	
*lab*ncE*	0.0	0.5	b99r	

***relative* Inform. Technology (IT)**

*olvi3**	0.5	0.0	0.106	(1.0)
*cmyn3**	0.5	1.0	0.894	(0.0)
*olvi4**	1.0	0.5	0.606	0.5
*cmyn4**	0.0	0.5	0.394	0.5
***standard* and *adapted* CIELAB**				
*LAB*LAB*	25.98	40.3	19.21	
*LAB*LABa*	25.98	40.3	19.21	
*LAB*TCHa*	25.01	44.65	25.49	
relative* CIELAB *lab*				
*lab*lab*	0.272	0.451	0.215	
*lab*tch*	0.25	0.5	0.071	
*lab*nch*	0.5	0.5	0.071	
***relative* Natural Colour (NC)**				
*lab*lrj*	0.272	0.5	0.0	
*lab*tce*	0.25	0.5	0.0	
*lab*ncE*	0.5	0.5	r00j	

***relative* Inform. Technology (IT)**

*olvi3**	1.0	0.0	0.213	(1.0)
*cmyn3**	0.0	1.0	0.787	(0.0)
*olvi4**	1.0	0.0	0.213	1.0
*cmyn4**	0.0	1.0	0.787	0.0
***standard* and *adapted* CIELAB**				
*LAB*LAB*	51.94	80.61	38.42	
*LAB*LABa*	51.94	80.61	38.42	
*LAB*TCHa*	50.0	89.29	25.48	
relative* CIELAB *lab*				
*lab*lab*	0.544	0.903	0.43	
*lab*tch*	0.5	1.0	0.071	
*lab*nch*	0.0	1.0	0.071	
***relative* Natural Colour (NC)**				
*lab*lrj*	0.544	1.0	0.0	
*lab*tce*	0.5	1.0	0.0	
*lab*ncE*	0.0	1.0	r00j	

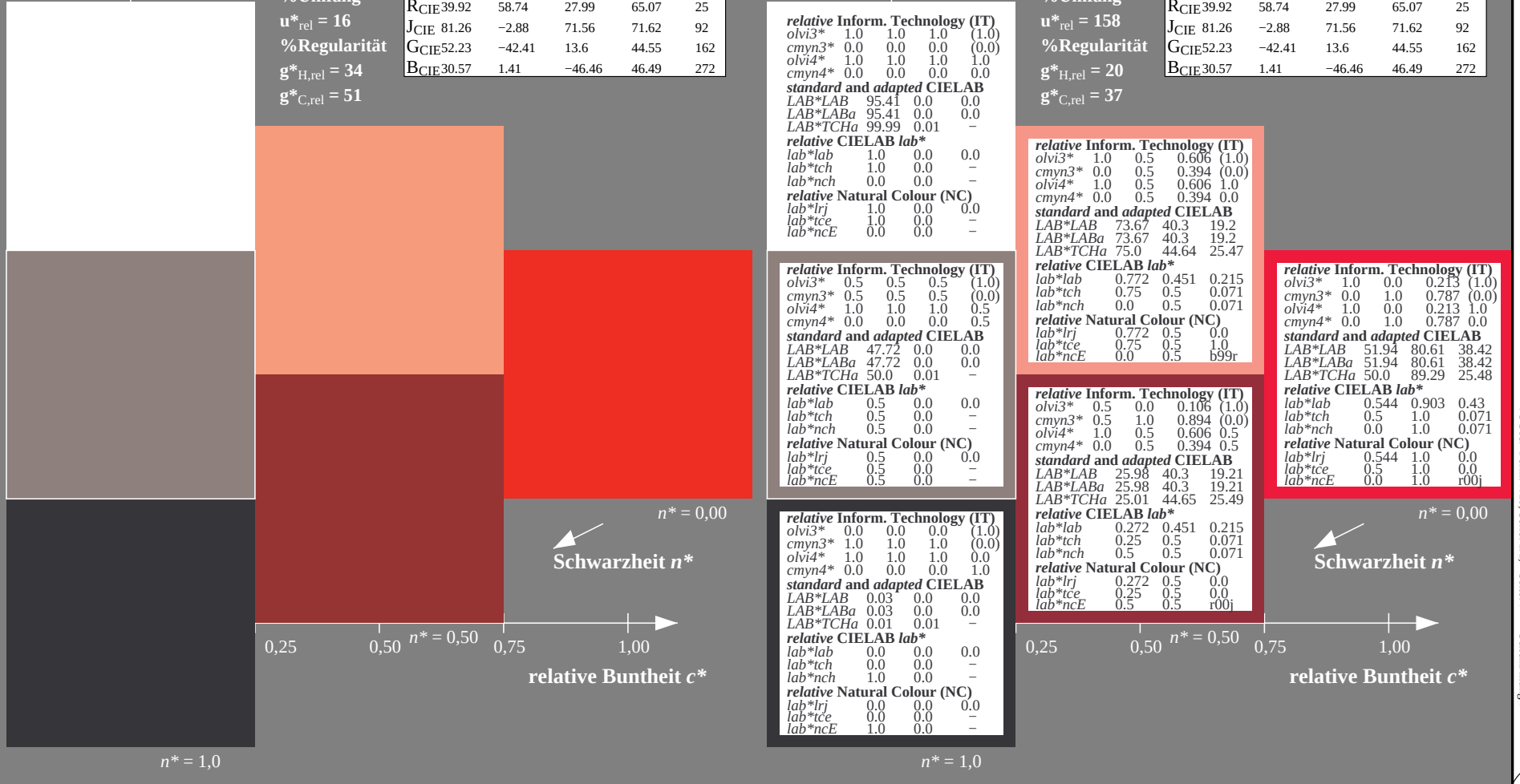

OG080−7, 3 stufige Reihen für konstanten CIELAB Buntton 25/360 = 0.071 (links)

3 stufige Reihen für konstanten CIELAB Buntton 25/360 = 0.071 (rechts)

Siehe ähnliche Dateien: http://www.ps.bam.de/OG08/
Technische Information: http://www.ps.bam.de Version 2.1, io=0,0?

BAM-Registrierung: 20060101-OG08/10S/S08G06SP.PS/.PDF BAM-Material: Code=rha4ta
Anwendung für Beurteilung und Messung von Drucker− oder Monitorsystemen
/OG08/ Form: 7/10. Serie: 1/1, Seite: 7 Seitenz hlung 7

Eingabe: Farbmetrisches Fernseh-Licht-System TLS70
für Buntton *h = lab*h = 92/360 = 0.256***
lab*tch* und *lab*nch

D65: Buntton J
LCH*Ma: 89 28 92
olv*Ma: 1.0 0.74 0.0

Dreiecks-Helligkeit *t**

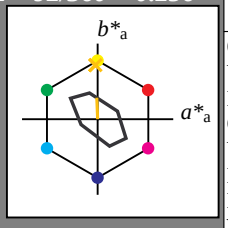

%Umfang
u^*_{rel} = 16
%Regularität
$g^*_{H,rel}$ = 34
$g^*_{C,rel}$ = 51

TLS70; adaptierte CIELAB-Daten

	$L^*=L^*_a$	a^*_a	b^*_a	$C^*_{ab,a}$	$h^*_{ab,a}$
O_{Ma}	76.43	26.27	10.57	28.32	22
Y_{Ma}	93.93	−10.76	34.63	36.27	107
L_{Ma}	89.32	−35.8	27.64	45.24	142
C_{Ma}	90.93	−21.95	−7.07	23.07	198
V_{Ma}	72.1	15.76	−35.63	38.97	294
M_{Ma}	78.5	37.52	−25.23	45.22	326
N_{Ma}	69.7	0.0	0.0	0.0	0
W_{Ma}	95.41	0.0	0.0	0.0	0
R_{CIE}	39.92	58.74	27.99	65.07	25
J_{CIE}	81.26	−2.88	71.56	71.62	92
G_{CIE}	52.23	−42.41	13.6	44.55	162
B_{CIE}	30.57	1.41	−46.46	46.49	272

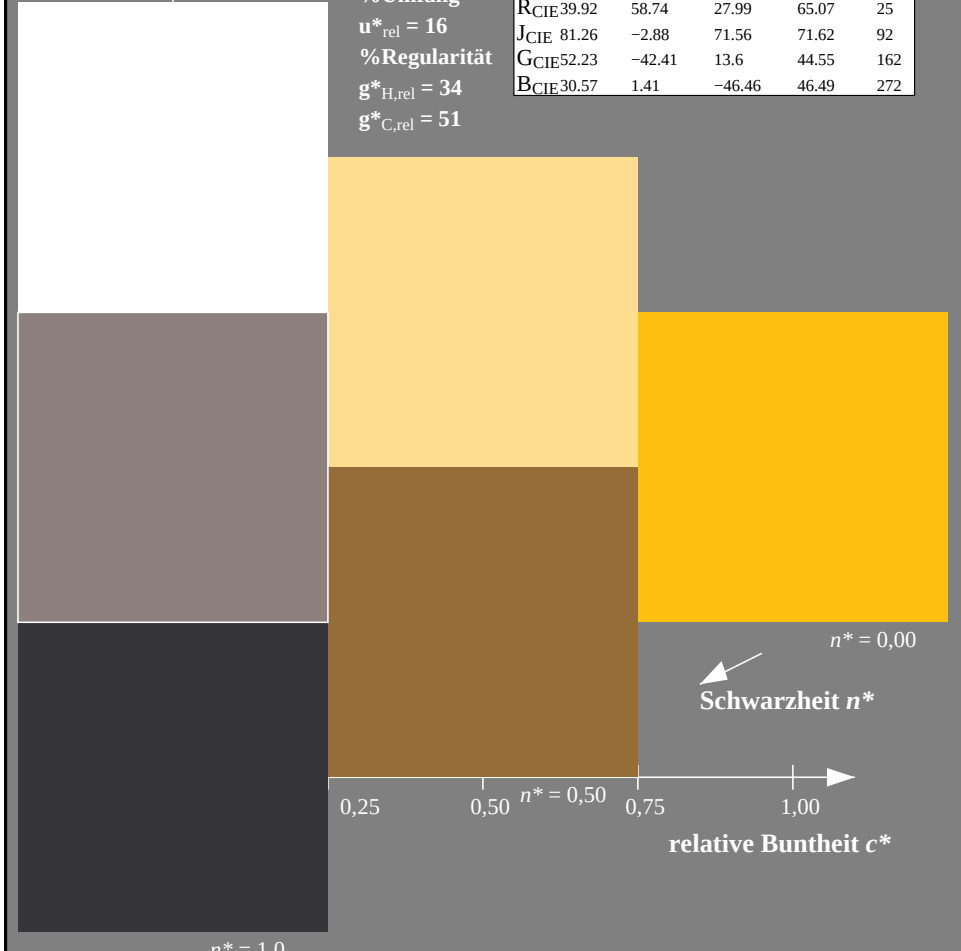

Ausgabe: Farbmetrisches Fernseh-Licht-System TLS00
für Buntton *h = lab*h = 92/360 = 0.256***
lab*tch* und *lab*nch

D65: Buntton J
LCH*Ma: 85 86 92
olv*Ma: 1.0 0.82 0.0

Dreiecks-Helligkeit *t**

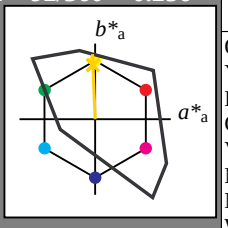

%Umfang
u^*_{rel} = 158
%Regularität
$g^*_{H,rel}$ = 20
$g^*_{C,rel}$ = 37

TLS00; adaptierte CIELAB-Daten

	$L^*=L^*_a$	a^*_a	b^*_a	$C^*_{ab,a}$	$h^*_{ab,a}$
O_{Ma}	50.5	76.92	64.55	100.42	40
Y_{Ma}	92.66	−20.69	90.75	93.08	103
L_{Ma}	83.63	−82.75	79.9	115.04	136
C_{Ma}	86.88	−46.16	−13.55	48.12	196
V_{Ma}	30.39	76.06	−103.59	128.52	306
M_{Ma}	57.3	94.35	−58.41	110.97	328
N_{Ma}	0.01	0.0	0.0	0.0	0
W_{Ma}	95.41	0.0	0.0	0.0	0
R_{CIE}	39.92	58.74	27.99	65.07	25
J_{CIE}	81.26	−2.88	71.56	71.62	92
G_{CIE}	52.23	−42.41	13.6	44.55	162
B_{CIE}	30.57	1.41	−46.46	46.49	272

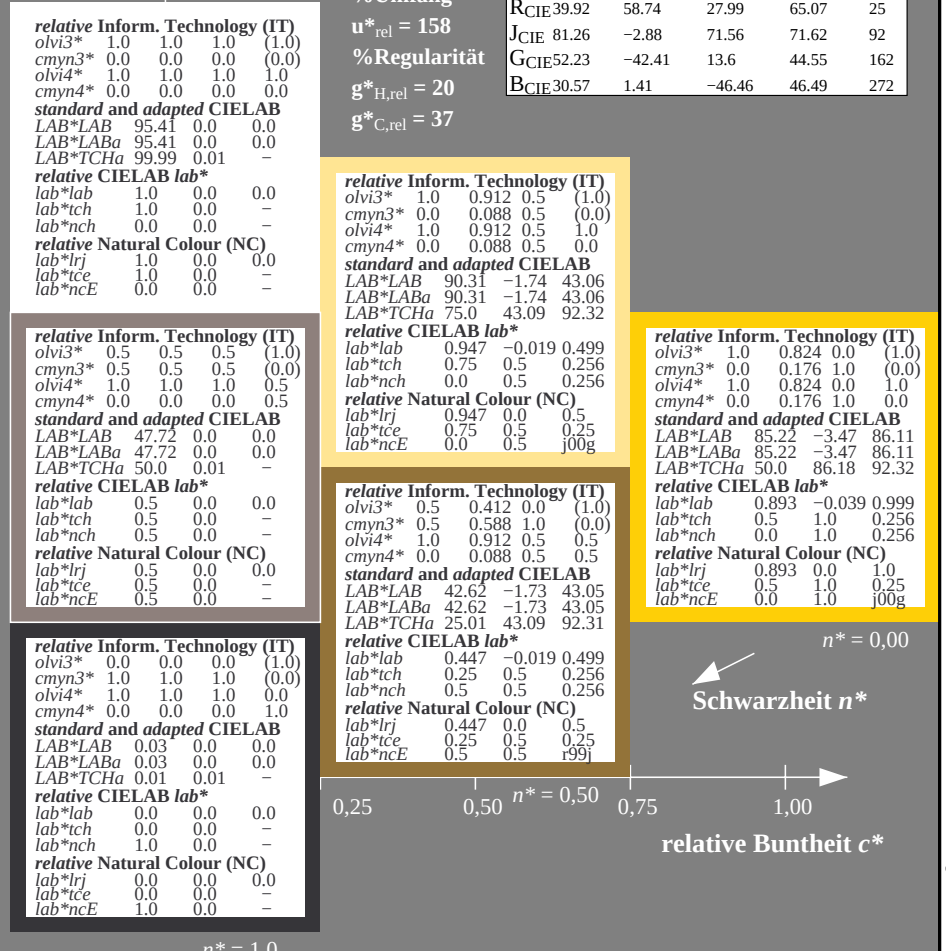

***relative* Inform. Technology (IT)**

*olvi3**	1.0	1.0	1.0	(1.0)
*cmyn3**	0.0	0.0	0.0	(0.0)
*olvi4**	1.0	1.0	1.0	1.0
*cmyn4**	0.0	0.0	0.0	0.0
***standard* and *adapted* CIELAB**				
*LAB*LAB*	95.41	0.0	0.0	
*LAB*LABa*	95.41	0.0	0.0	
*LAB*TCHa*	99.99	0.01	–	
relative* CIELAB *lab*				
*lab*lab*	1.0	0.0	0.0	
*lab*tch*	1.0	0.0	–	
*lab*nch*	0.0	0.0	–	
***relative* Natural Colour (NC)**				
*lab*lrj*	1.0	0.0	0.0	
*lab*tce*	1.0	0.0	–	
*lab*ncE*	0.0	0.0	–	

***relative* Inform. Technology (IT)**

*olvi3**	0.5	0.5	0.5	(1.0)
*cmyn3**	0.5	0.5	0.5	(0.0)
*olvi4**	1.0	1.0	1.0	0.5
*cmyn4**	0.0	0.0	0.0	0.5
***standard* and *adapted* CIELAB**				
*LAB*LAB*	47.72	0.0	0.0	
*LAB*LABa*	47.72	0.0	0.0	
*LAB*TCHa*	50.0	0.01	–	
relative* CIELAB *lab*				
*lab*lab*	0.5	0.0	0.0	
*lab*tch*	0.5	0.0	–	
*lab*nch*	0.5	0.0	–	
***relative* Natural Colour (NC)**				
*lab*lrj*	0.5	0.0	0.0	
*lab*tce*	0.5	0.0	–	
*lab*ncE*	0.5	0.0	–	

***relative* Inform. Technology (IT)**

*olvi3**	0.0	0.0	0.0	(1.0)
*cmyn3**	1.0	1.0	1.0	(0.0)
*olvi4**	1.0	1.0	1.0	0.0
*cmyn4**	0.0	0.0	0.0	1.0
***standard* and *adapted* CIELAB**				
*LAB*LAB*	0.03	0.0	0.0	
*LAB*LABa*	0.03	0.0	0.0	
*LAB*TCHa*	0.01	0.01	–	
relative* CIELAB *lab*				
*lab*lab*	0.0	0.0	0.0	
*lab*tch*	0.0	0.0	–	
*lab*nch*	1.0	0.0	–	
***relative* Natural Colour (NC)**				
*lab*lrj*	0.0	0.0	0.0	
*lab*tce*	0.0	0.0	–	
*lab*ncE*	1.0	0.0	–	

***relative* Inform. Technology (IT)**

*olvi3**	1.0	0.912	0.5	(1.0)
*cmyn3**	0.0	0.088	0.5	(0.0)
*olvi4**	1.0	0.912	0.5	1.0
*cmyn4**	0.0	0.088	0.5	0.0
***standard* and *adapted* CIELAB**				
*LAB*LAB*	90.31	−1.74	43.06	
*LAB*LABa*	90.31	−1.74	43.06	
*LAB*TCHa*	75.0	43.09	92.32	
relative* CIELAB *lab*				
*lab*lab*	0.947	−0.019	0.499	
*lab*tch*	0.75	0.5	0.256	
*lab*nch*	0.0	0.5	0.256	
***relative* Natural Colour (NC)**				
*lab*lrj*	0.947	0.0	0.5	
*lab*tce*	0.75	0.5	0.25	
*lab*ncE*	0.0	0.5	j00g	

***relative* Inform. Technology (IT)**

*olvi3**	0.5	0.412	0.0	(1.0)
*cmyn3**	0.5	0.588	1.0	(0.0)
*olvi4**	1.0	0.912	0.5	0.5
*cmyn4**	0.0	0.088	0.5	0.5
***standard* and *adapted* CIELAB**				
*LAB*LAB*	42.62	−1.73	43.05	
*LAB*LABa*	42.62	−1.73	43.05	
*LAB*TCHa*	25.01	43.09	92.31	
relative* CIELAB *lab*				
*lab*lab*	0.447	−0.019	0.499	
*lab*tch*	0.25	0.5	0.256	
*lab*nch*	0.5	0.5	0.256	
***relative* Natural Colour (NC)**				
*lab*lrj*	0.447	0.0	0.5	
*lab*tce*	0.25	0.5	0.25	
*lab*ncE*	0.5	0.5	r99j	

***relative* Inform. Technology (IT)**

*olvi3**	1.0	0.824	0.0	(1.0)
*cmyn3**	0.0	0.176	1.0	(0.0)
*olvi4**	1.0	0.824	0.0	1.0
*cmyn4**	0.0	0.176	1.0	0.0
***standard* and *adapted* CIELAB**				
*LAB*LAB*	85.22	−3.47	86.11	
*LAB*LABa*	85.22	−3.47	86.11	
*LAB*TCHa*	50.0	86.18	92.32	
relative* CIELAB *lab*				
*lab*lab*	0.893	−0.039	0.999	
*lab*tch*	0.5	1.0	0.256	
*lab*nch*	0.0	1.0	0.256	
***relative* Natural Colour (NC)**				
*lab*lrj*	0.893	0.0	1.0	
*lab*tce*	0.5	1.0	0.25	
*lab*ncE*	0.0	1.0	j00g	

OG080−7, 3 stufige Reihen für konstanten CIELAB Buntton 92/360 = 0.256 (links)

3 stufige Reihen für konstanten CIELAB Buntton 92/360 = 0.256 (rechts)

BAM-Registrierung: 20060101-OG08/10S/S08G07SP.PS/.PDF BAM-Material: Code=rha4ta
Anwendung für Beurteilung und Messung von Drucker− oder Monitorsystemen
/OG08/ Form: 8/10. Serie: 1/1, Seite: 8 Seitenz hlung 8

Siehe ähnliche Dateien: http://www.ps.bam.de/OG08/
Technische Information: http://www.ps.bam.de Version 2.1, io=0,0?

Eingabe: Farbmetrisches Fernseh-Licht-System TLS70
für Buntton *h = lab*h = 162/360 = 0.451***
lab*tch* und *lab*nch

D65: Buntton G
LCH*Ma: 90 30 162
olv*Ma: 0.0 1.0 0.53

Dreiecks-Helligkeit *t**

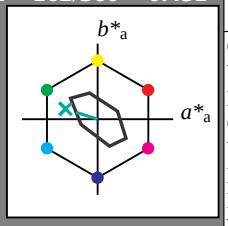

%Umfang
u^*_{rel} = 16
%Regularität
$g^*_{H,rel}$ = 34
$g^*_{C,rel}$ = 51

TLS70; adaptierte CIELAB-Daten

	$L^*=L^*_a$	a^*_a	b^*_a	$C^*_{ab,a}$	$h^*_{ab,a}$
O_{Ma}	76.43	26.27	10.57	28.32	22
Y_{Ma}	93.93	−10.76	34.63	36.27	107
L_{Ma}	89.32	−35.8	27.64	45.24	142
C_{Ma}	90.93	−21.95	−7.07	23.07	198
V_{Ma}	72.1	15.76	−35.63	38.97	294
M_{Ma}	78.5	37.52	−25.23	45.22	326
N_{Ma}	69.7	0.0	0.0	0.0	0
W_{Ma}	95.41	0.0	0.0	0.0	0
R_{CIE}	39.92	58.74	27.99	65.07	25
J_{CIE}	81.26	−2.88	71.56	71.62	92
G_{CIE}	52.23	−42.41	13.6	44.55	162
B_{CIE}	30.57	1.41	−46.46	46.49	272

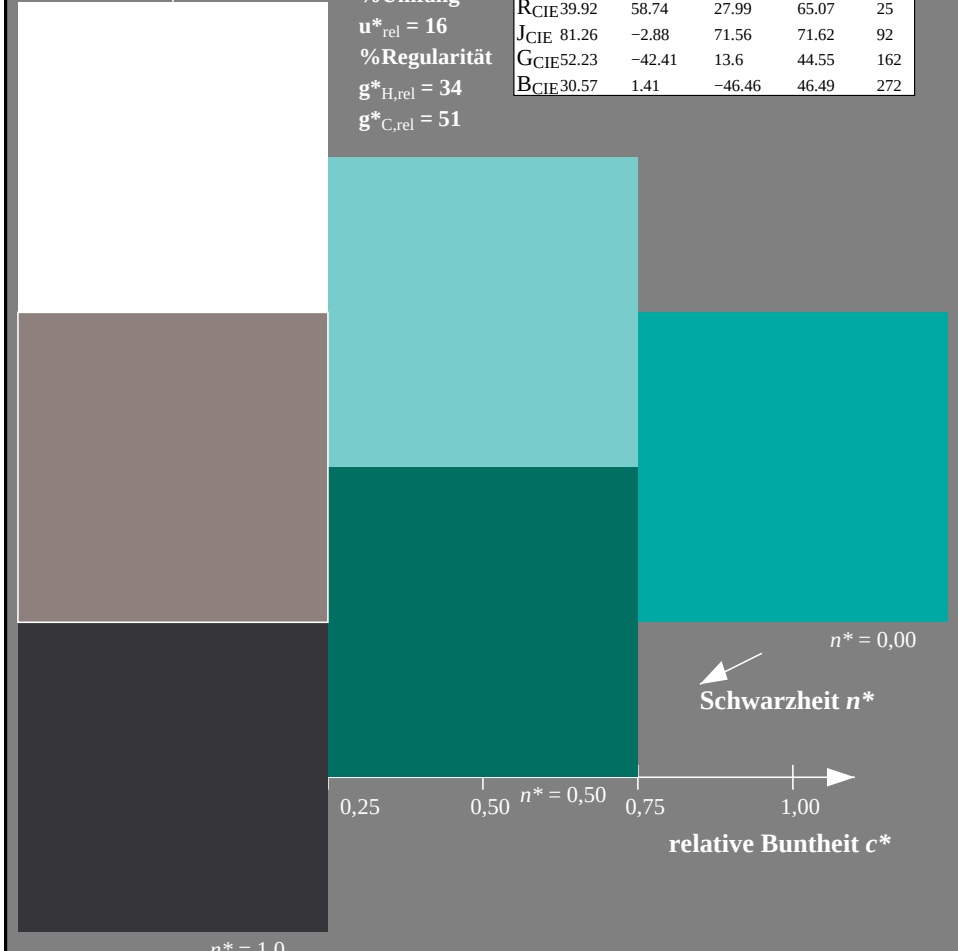

Ausgabe: Farbmetrisches Fernseh-Licht-System TLS00
für Buntton *h = lab*h = 162/360 = 0.451***
lab*tch* und *lab*nch

D65: Buntton G
LCH*Ma: 86 62 162
olv*Ma: 0.0 1.0 0.65

Dreiecks-Helligkeit *t**

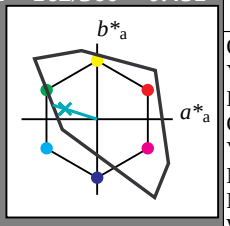

%Umfang
u^*_{rel} = 158
%Regularität
$g^*_{H,rel}$ = 20
$g^*_{C,rel}$ = 37

TLS00; adaptierte CIELAB-Daten

	$L^*=L^*_a$	a^*_a	b^*_a	$C^*_{ab,a}$	$h^*_{ab,a}$
O_{Ma}	50.5	76.92	64.55	100.42	40
Y_{Ma}	92.66	−20.69	90.75	93.08	103
L_{Ma}	83.63	−82.75	79.9	115.04	136
C_{Ma}	86.88	−46.16	−13.55	48.12	196
V_{Ma}	30.39	76.06	−103.59	128.52	306
M_{Ma}	57.3	94.35	−58.41	110.97	328
N_{Ma}	0.01	0.0	0.0	0.0	0
W_{Ma}	95.41	0.0	0.0	0.0	0
R_{CIE}	39.92	58.74	27.99	65.07	25
J_{CIE}	81.26	−2.88	71.56	71.62	92
G_{CIE}	52.23	−42.41	13.6	44.55	162
B_{CIE}	30.57	1.41	−46.46	46.49	272

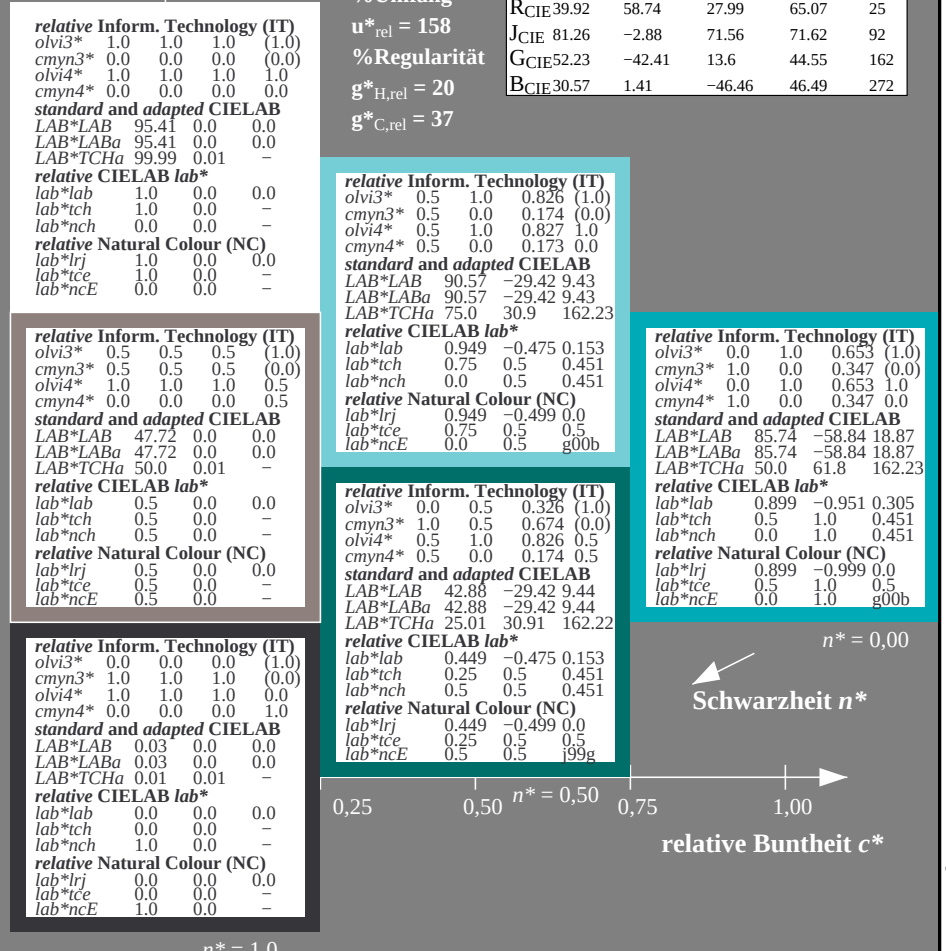

***relative* Inform. Technology (IT)**

*olvi3**	1.0	1.0	1.0	(1.0)
*cmyn3**	0.0	0.0	0.0	(0.0)
*olvi4**	1.0	1.0	1.0	1.0
*cmyn4**	0.0	0.0	0.0	0.0

***standard* and *adapted* CIELAB**

*LAB*LAB*	95.41	0.0	0.0
*LAB*LABa*	95.41	0.0	0.0
*LAB*TCHa*	99.99	0.01	–

relative* CIELAB *lab*

*lab*lab*	1.0	0.0	0.0
*lab*tch*	1.0	0.0	–
*lab*nch*	0.0	0.0	–

***relative* Natural Colour (NC)**

*lab*lrj*	1.0	0.0	0.0
*lab*tce*	1.0	0.0	–
*lab*ncE*	0.0	0.0	–

***relative* Inform. Technology (IT)**

*olvi3**	0.5	0.5	0.5	(1.0)
*cmyn3**	0.5	0.5	0.5	(0.0)
*olvi4**	1.0	1.0	1.0	0.5
*cmyn4**	0.0	0.0	0.0	0.5

***standard* and *adapted* CIELAB**

*LAB*LAB*	47.72	0.0	0.0
*LAB*LABa*	47.72	0.0	0.0
*LAB*TCHa*	50.0	0.01	–

relative* CIELAB *lab*

*lab*lab*	0.5	0.0	0.0
*lab*tch*	0.5	0.0	–
*lab*nch*	0.5	0.0	–

***relative* Natural Colour (NC)**

*lab*lrj*	0.5	0.0	0.0
*lab*tce*	0.5	0.0	–
*lab*ncE*	0.5	0.0	–

***relative* Inform. Technology (IT)**

*olvi3**	0.0	0.0	0.0	(1.0)
*cmyn3**	1.0	1.0	1.0	(0.0)
*olvi4**	1.0	1.0	1.0	0.0
*cmyn4**	0.0	0.0	0.0	1.0

***standard* and *adapted* CIELAB**

*LAB*LAB*	0.03	0.0	0.0
*LAB*LABa*	0.03	0.0	0.0
*LAB*TCHa*	0.01	0.01	–

relative* CIELAB *lab*

*lab*lab*	0.0	0.0	0.0
*lab*tch*	0.0	0.0	–
*lab*nch*	1.0	0.0	–

***relative* Natural Colour (NC)**

*lab*lrj*	0.0	0.0	0.0
*lab*tce*	0.0	0.0	–
*lab*ncE*	1.0	0.0	–

***relative* Inform. Technology (IT)**

*olvi3**	0.5	1.0	0.826	(1.0)
*cmyn3**	0.5	0.0	0.174	(0.0)
*olvi4**	0.5	1.0	0.827	1.0
*cmyn4**	0.5	0.0	0.173	0.0

***standard* and *adapted* CIELAB**

*LAB*LAB*	90.57	−29.42	9.43
*LAB*LABa*	90.57	−29.42	9.43
*LAB*TCHa*	75.0	30.9	162.23

relative* CIELAB *lab*

*lab*lab*	0.949	−0.475	0.153
*lab*tch*	0.75	0.5	0.451
*lab*nch*	0.0	0.5	0.451

***relative* Natural Colour (NC)**

*lab*lrj*	0.949	−0.499	0.0
*lab*tce*	0.75	0.5	0.5
*lab*ncE*	0.0	0.5	g00b

***relative* Inform. Technology (IT)**

*olvi3**	0.0	0.5	0.326	(1.0)
*cmyn3**	1.0	0.5	0.674	(0.0)
*olvi4**	0.5	1.0	0.826	0.5
*cmyn4**	0.5	0.0	0.174	0.5

***standard* and *adapted* CIELAB**

*LAB*LAB*	42.88	−29.42	9.44
*LAB*LABa*	42.88	−29.42	9.44
*LAB*TCHa*	25.01	30.91	162.22

relative* CIELAB *lab*

*lab*lab*	0.449	−0.475	0.153
*lab*tch*	0.25	0.5	0.451
*lab*nch*	0.5	0.5	0.451

***relative* Natural Colour (NC)**

*lab*lrj*	0.449	−0.499	0.0
*lab*tce*	0.25	0.5	0.5
*lab*ncE*	0.5	0.5	j99g

***relative* Inform. Technology (IT)**

*olvi3**	0.0	1.0	0.653	(1.0)
*cmyn3**	1.0	0.0	0.347	(0.0)
*olvi4**	0.0	1.0	0.653	1.0
*cmyn4**	1.0	0.0	0.347	0.0

***standard* and *adapted* CIELAB**

*LAB*LAB*	85.74	−58.84	18.87
*LAB*LABa*	85.74	−58.84	18.87
*LAB*TCHa*	50.0	61.8	162.23

relative* CIELAB *lab*

*lab*lab*	0.899	−0.951	0.305
*lab*tch*	0.5	1.0	0.451
*lab*nch*	0.0	1.0	0.451

***relative* Natural Colour (NC)**

*lab*lrj*	0.899	−0.999	0.0
*lab*tce*	0.5	1.0	0.5
*lab*ncE*	0.0	1.0	g00b

OG080−7, 3 stufige Reihen für konstanten CIELAB Buntton 162/360 = 0.451 (links)

3 stufige Reihen für konstanten CIELAB Buntton 162/360 = 0.451 (rechts)

Siehe ähnliche Dateien: http://www.ps.bam.de/OG08/
Technische Information: http://www.ps.bam.de Version 2.1, io=0,0?

BAM-Registrierung: 20060101-OG08/10S/S08G08SP.PS/.PDF BAM-Material: Code=rha4ta
Anwendung für Beurteilung und Messung von Drucker− oder Monitorsystemen
/OG08/ Form: 9/10. Serie: 1/1, Seite: 9 Seitenz hlung 9

Eingabe: Farbmetrisches Fernseh-Licht-System TLS70
für Buntton $h^* = lab^*h = 272/360 = 0.755$
lab*tch* und *lab*nch

D65: Buntton B
LCH*Ma: 80 24 272
olv*Ma: 0.0 0.4 1.0

Dreiecks-Helligkeit t^*

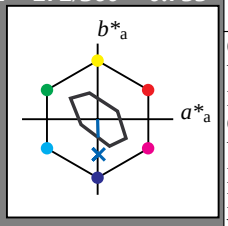

TLS70; adaptierte CIELAB-Daten

	$L^*=L^*_a$	a^*_a	b^*_a	$C^*_{ab,a}$	$h^*_{ab,a}$
O_{Ma}	76.43	26.27	10.57	28.32	22
Y_{Ma}	93.93	−10.76	34.63	36.27	107
L_{Ma}	89.32	−35.8	27.64	45.24	142
C_{Ma}	90.93	−21.95	−7.07	23.07	198
V_{Ma}	72.1	15.76	−35.63	38.97	294
M_{Ma}	78.5	37.52	−25.23	45.22	326
N_{Ma}	69.7	0.0	0.0	0.0	0
W_{Ma}	95.41	0.0	0.0	0.0	0
R_{CIE}	39.92	58.74	27.99	65.07	25
J_{CIE}	81.26	−2.88	71.56	71.62	92
G_{CIE}	52.23	−42.41	13.6	44.55	162
B_{CIE}	30.57	1.41	−46.46	46.49	272

%Umfang
$u^*_{rel} = 16$
%Regularität
$g^*_{H,rel} = 34$
$g^*_{C,rel} = 51$

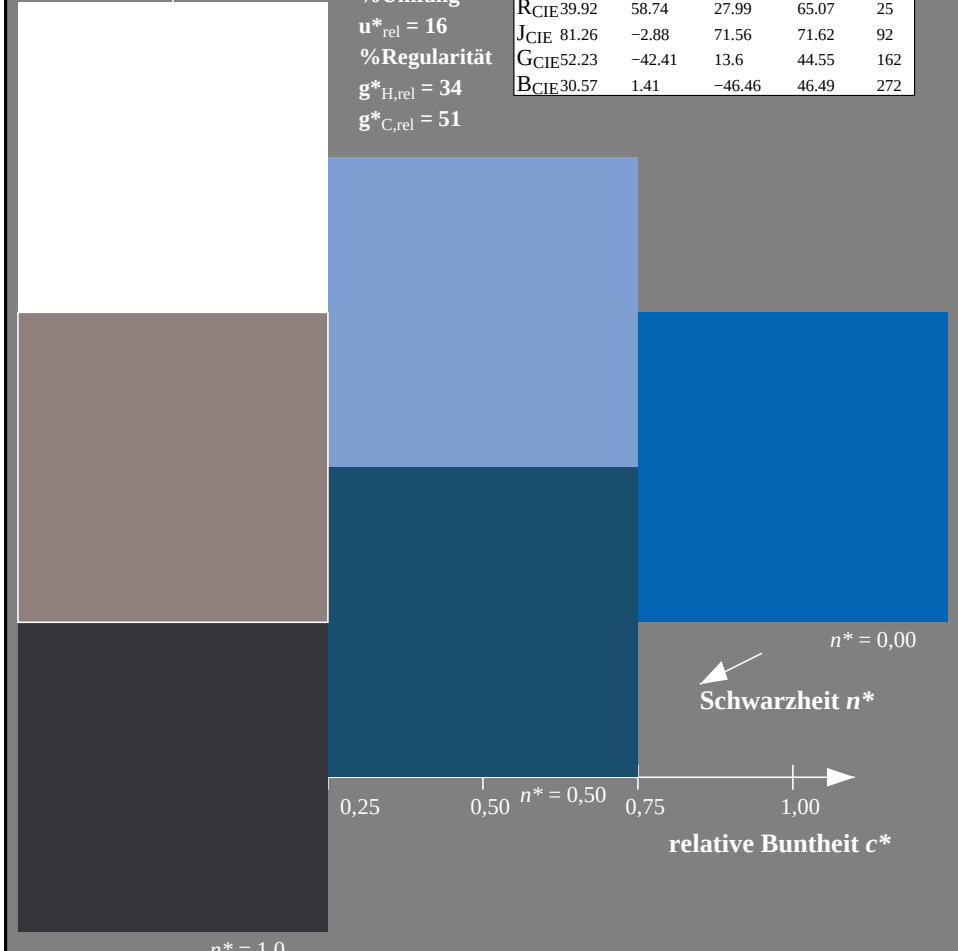

Ausgabe: Farbmetrisches Fernseh-Licht-System TLS00
für Buntton $h^* = lab^*h = 272/360 = 0.755$
lab*tch* und *lab*nch

D65: Buntton B
LCH*Ma: 65 49 272
olv*Ma: 0.0 0.61 1.0

Dreiecks-Helligkeit t^*

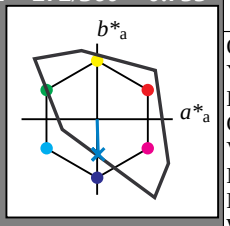

TLS00; adaptierte CIELAB-Daten

	$L^*=L^*_a$	a^*_a	b^*_a	$C^*_{ab,a}$	$h^*_{ab,a}$
O_{Ma}	50.5	76.92	64.55	100.42	40
Y_{Ma}	92.66	−20.69	90.75	93.08	103
L_{Ma}	83.63	−82.75	79.9	115.04	136
C_{Ma}	86.88	−46.16	−13.55	48.12	196
V_{Ma}	30.39	76.06	−103.59	128.52	306
M_{Ma}	57.3	94.35	−58.41	110.97	328
N_{Ma}	0.01	0.0	0.0	0.0	0
W_{Ma}	95.41	0.0	0.0	0.0	0
R_{CIE}	39.92	58.74	27.99	65.07	25
J_{CIE}	81.26	−2.88	71.56	71.62	92
G_{CIE}	52.23	−42.41	13.6	44.55	162
B_{CIE}	30.57	1.41	−46.46	46.49	272

%Umfang
$u^*_{rel} = 158$
%Regularität
$g^*_{H,rel} = 20$
$g^*_{C,rel} = 37$

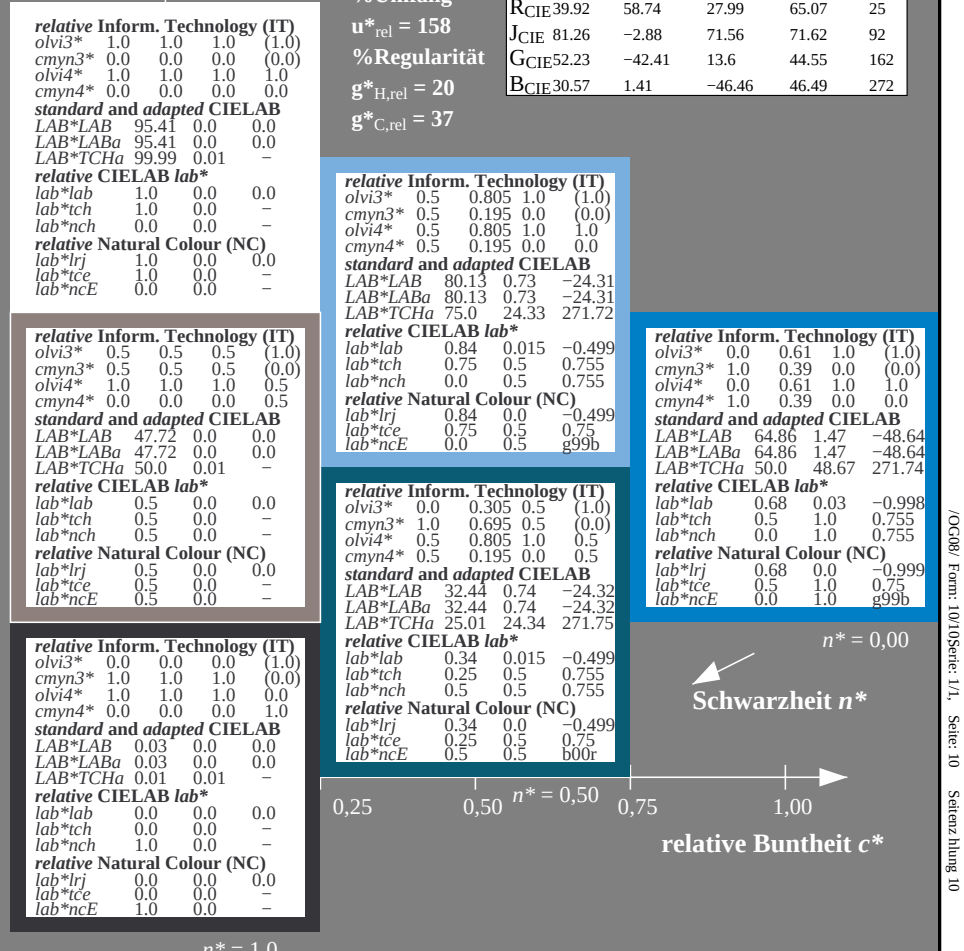

***relative* Inform. Technology (IT)**

*olvi3**	1.0	1.0	1.0	(1.0)
*cmyn3**	0.0	0.0	0.0	(0.0)
*olvi4**	1.0	1.0	1.0	1.0
*cmyn4**	0.0	0.0	0.0	0.0
***standard* and *adapted* CIELAB**				
*LAB*LAB*	95.41	0.0	0.0	
*LAB*LABa*	95.41	0.0	0.0	
*LAB*TCHa*	99.99	0.01	–	
relative* CIELAB *lab*				
*lab*lab*	1.0	0.0	0.0	
*lab*tch*	1.0	0.0	–	
*lab*nch*	0.0	0.0	–	
***relative* Natural Colour (NC)**				
*lab*lrj*	1.0	0.0	0.0	
*lab*tce*	1.0	0.0	–	
*lab*ncE*	0.0	0.0	–	

***relative* Inform. Technology (IT)**

*olvi3**	0.5	0.5	0.5	(1.0)
*cmyn3**	0.5	0.5	0.5	(0.0)
*olvi4**	1.0	1.0	1.0	0.5
*cmyn4**	0.0	0.0	0.0	0.5
***standard* and *adapted* CIELAB**				
*LAB*LAB*	47.72	0.0	0.0	
*LAB*LABa*	47.72	0.0	0.0	
*LAB*TCHa*	50.0	0.01	–	
relative* CIELAB *lab*				
*lab*lab*	0.5	0.0	0.0	
*lab*tch*	0.5	0.0	–	
*lab*nch*	0.5	0.0	–	
***relative* Natural Colour (NC)**				
*lab*lrj*	0.5	0.0	0.0	
*lab*tce*	0.5	0.0	–	
*lab*ncE*	0.5	0.0	–	

***relative* Inform. Technology (IT)**

*olvi3**	0.0	0.0	0.0	(1.0)
*cmyn3**	1.0	1.0	1.0	(0.0)
*olvi4**	1.0	1.0	1.0	0.0
*cmyn4**	0.0	0.0	0.0	1.0
***standard* and *adapted* CIELAB**				
*LAB*LAB*	0.03	0.0	0.0	
*LAB*LABa*	0.03	0.0	0.0	
*LAB*TCHa*	0.01	0.01	–	
relative* CIELAB *lab*				
*lab*lab*	0.0	0.0	0.0	
*lab*tch*	0.0	0.0	–	
*lab*nch*	1.0	0.0	–	
***relative* Natural Colour (NC)**				
*lab*lrj*	0.0	0.0	0.0	
*lab*tce*	0.0	0.0	–	
*lab*ncE*	1.0	0.0	–	

***relative* Inform. Technology (IT)**

*olvi3**	0.5	0.805	1.0	(1.0)
*cmyn3**	0.5	0.195	0.0	(0.0)
*olvi4**	0.5	0.805	1.0	1.0
*cmyn4**	0.5	0.195	0.0	0.0
***standard* and *adapted* CIELAB**				
*LAB*LAB*	80.13	0.73	−24.31	
*LAB*LABa*	80.13	0.73	−24.31	
*LAB*TCHa*	75.0	24.33	271.72	
relative* CIELAB *lab*				
*lab*lab*	0.84	0.015	−0.499	
*lab*tch*	0.75	0.5	0.755	
*lab*nch*	0.0	0.5	0.755	
***relative* Natural Colour (NC)**				
*lab*lrj*	0.84	0.0	−0.499	
*lab*tce*	0.75	0.5	0.75	
*lab*ncE*	0.0	0.5	g99b	

***relative* Inform. Technology (IT)**

*olvi3**	0.0	0.305	0.5	(1.0)
*cmyn3**	1.0	0.695	0.5	(0.0)
*olvi4**	0.5	0.805	1.0	0.5
*cmyn4**	0.5	0.195	0.0	0.5
***standard* and *adapted* CIELAB**				
*LAB*LAB*	32.44	0.74	−24.32	
*LAB*LABa*	32.44	0.74	−24.32	
*LAB*TCHa*	25.01	24.34	271.75	
relative* CIELAB *lab*				
*lab*lab*	0.34	0.015	−0.499	
*lab*tch*	0.25	0.5	0.755	
*lab*nch*	0.5	0.5	0.755	
***relative* Natural Colour (NC)**				
*lab*lrj*	0.34	0.0	−0.499	
*lab*tce*	0.25	0.5	0.75	
*lab*ncE*	0.5	0.5	b00r	

***relative* Inform. Technology (IT)**

*olvi3**	0.0	0.61	1.0	(1.0)
*cmyn3**	1.0	0.39	0.0	(0.0)
*olvi4**	0.0	0.61	1.0	1.0
*cmyn4**	1.0	0.39	0.0	0.0
***standard* and *adapted* CIELAB**				
*LAB*LAB*	64.86	1.47	−48.64	
*LAB*LABa*	64.86	1.47	−48.64	
*LAB*TCHa*	50.0	48.67	271.74	
relative* CIELAB *lab*				
*lab*lab*	0.68	0.03	−0.998	
*lab*tch*	0.5	1.0	0.755	
*lab*nch*	0.0	1.0	0.755	
***relative* Natural Colour (NC)**				
*lab*lrj*	0.68	0.0	−0.999	
*lab*tce*	0.5	1.0	0.75	
*lab*ncE*	0.0	1.0	g99b	

OG080−7, 3 stufige Reihen für konstanten CIELAB Buntton 272/360 = 0.755 (links)

3 stufige Reihen für konstanten CIELAB Buntton 272/360 = 0.755 (rechts)

Siehe ähnliche Dateien: http://www.ps.bam.de/OG08/
Technische Information: http://www.ps.bam.de Version 2.1, io=0,0?

BAM-Registrierung: 20060101-OG08/10S/S08G09SP.PS/.PDF BAM-Material: Code=rha4ta
Anwendung für Beurteilung und Messung von Drucker− oder Monitorsystemen
/OG08/ Form: 10/10Serie: 1/1, Seite: 10 Seitenz hlung 10