Eingabe: Farbmetrisches Fernseh-Licht-System TLS00

für Buntton $h^* = lab^*h = 40/360 = 0.111$
lab*tch* und *lab*nch

D65: Buntton O
LCH*Ma: 51 100 40
olv*Ma: 1.0 0.0 0.0

Dreiecks-Helligkeit t^*

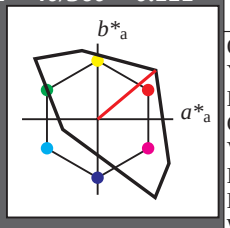

%Umfang
u^*_{rel} = 158
%Regularität
$g^*_{H,rel}$ = 20
$g^*_{C,rel}$ = 37

TLS00; adaptierte CIELAB-Daten

	$L^*=L^*_a$	a^*_a	b^*_a	$C^*_{ab,a}$	$h^*_{ab,a}$
O_{Ma}	50.5	76.92	64.55	100.42	40
Y_{Ma}	92.66	−20.69	90.75	93.08	103
L_{Ma}	83.63	−82.75	79.9	115.04	136
C_{Ma}	86.88	−46.16	−13.55	48.12	196
V_{Ma}	30.39	76.06	−103.59	128.52	306
M_{Ma}	57.3	94.35	−58.41	110.97	328
N_{Ma}	0.01	0.0	0.0	0.0	0
W_{Ma}	95.41	0.0	0.0	0.0	0
R_{CIE}	39.92	58.74	27.99	65.07	25
J_{CIE}	81.26	−2.88	71.56	71.62	92
G_{CIE}	52.23	−42.41	13.6	44.55	162
B_{CIE}	30.57	1.41	−46.46	46.49	272

***relative* Inform. Technology (IT)**
*olvi3** 1.0 1.0 1.0 (1.0)
*cmyn3** 0.0 0.0 0.0 (0.0)
*olvi4** 1.0 1.0 1.0 1.0
*cmyn4** 0.0 0.0 0.0 0.0
***standard* and *adapted* CIELAB**
*LAB*LAB* 95.41 0.0 0.0
*LAB*LABa* 95.41 0.0 0.0
*LAB*TCHa* 99.99 0.01 –
relative* CIELAB *lab*
*lab*lab* 1.0 0.0 0.0
*lab*tch* 1.0 0.0 –
*lab*nch* 0.0 0.0 –
***relative* Natural Colour (NC)**
*lab*lrj* 1.0 0.0 0.0
*lab*tce* 1.0 0.0 –
*lab*ncE* 0.0 0.0 –

***relative* Inform. Technology (IT)**
*olvi3** 1.0 0.5 0.5 (1.0)
*cmyn3** 0.0 0.5 0.5 (0.0)
*olvi4** 1.0 0.5 0.5 1.0
*cmyn4** 0.0 0.5 0.5 0.0
***standard* and *adapted* CIELAB**
*LAB*LAB* 72.95 38.45 32.27
*LAB*LABa* 72.95 38.45 32.27
*LAB*TCHa* 75.0 50.2 40.0
relative* CIELAB *lab*
*lab*lab* 0.765 0.383 0.321
*lab*tch* 0.75 0.5 0.111
*lab*nch* 0.0 0.5 0.111
***relative* Natural Colour (NC)**
*lab*lrj* 0.765 0.471 0.167
*lab*tce* 0.75 0.5 0.054
*lab*ncE* 0.0 0.5 r21j

***relative* Inform. Technology (IT)**
*olvi3** 1.0 0.0 0.0 (1.0)
*cmyn3** 0.0 1.0 1.0 (0.0)
*olvi4** 1.0 0.0 0.0 1.0
*cmyn4** 0.0 1.0 1.0 0.0
***standard* and *adapted* CIELAB**
*LAB*LAB* 50.5 76.9 64.54
*LAB*LABa* 50.5 76.9 64.54
*LAB*TCHa* 50.0 100.4 40.0
relative* CIELAB *lab*
*lab*lab* 0.529 0.766 0.643
*lab*tch* 0.5 1.0 0.111
*lab*nch* 0.0 1.0 0.111
***relative* Natural Colour (NC)**
*lab*lrj* 0.529 0.942 0.335
*lab*tce* 0.5 1.0 0.054
*lab*ncE* 0.0 1.0 r21j

***relative* Inform. Technology (IT)**
*olvi3** 0.5 0.5 0.5 (1.0)
*cmyn3** 0.5 0.5 0.5 (0.0)
*olvi4** 1.0 1.0 1.0 0.5
*cmyn4** 0.0 0.0 0.0 0.5
***standard* and *adapted* CIELAB**
*LAB*LAB* 47.72 0.0 0.0
*LAB*LABa* 47.72 0.0 0.0
*LAB*TCHa* 50.0 0.01 –
relative* CIELAB *lab*
*lab*lab* 0.5 0.0 0.0
*lab*tch* 0.5 0.0 –
*lab*nch* 0.5 0.0 –
***relative* Natural Colour (NC)**
*lab*lrj* 0.5 0.0 0.0
*lab*tce* 0.5 0.0 –
*lab*ncE* 0.5 0.0 –

***relative* Inform. Technology (IT)**
*olvi3** 0.5 0.0 0.0 (1.0)
*cmyn3** 0.5 1.0 1.0 (0.0)
*olvi4** 1.0 0.5 0.5 0.5
*cmyn4** 0.0 0.5 0.5 0.5
***standard* and *adapted* CIELAB**
*LAB*LAB* 25.26 38.45 32.27
*LAB*LABa* 25.26 38.45 32.27
*LAB*TCHa* 25.01 50.2 40.0
relative* CIELAB *lab*
*lab*lab* 0.265 0.383 0.321
*lab*tch* 0.25 0.5 0.111
*lab*nch* 0.5 0.5 0.111
***relative* Natural Colour (NC)**
*lab*lrj* 0.265 0.471 0.167
*lab*tce* 0.25 0.5 0.054
*lab*ncE* 0.5 0.5 r21j

***relative* Inform. Technology (IT)**
*olvi3** 0.0 0.0 0.0 (1.0)
*cmyn3** 1.0 1.0 1.0 (0.0)
*olvi4** 1.0 1.0 1.0 0.0
*cmyn4** 0.0 0.0 0.0 1.0
***standard* and *adapted* CIELAB**
*LAB*LAB* 0.03 0.0 0.0
*LAB*LABa* 0.03 0.0 0.0
*LAB*TCHa* 0.01 0.01 –
relative* CIELAB *lab*
*lab*lab* 0.0 0.0 0.0
*lab*tch* 0.0 0.0 –
*lab*nch* 1.0 0.0 –
***relative* Natural Colour (NC)**
*lab*lrj* 0.0 0.0 0.0
*lab*tce* 0.0 0.0 –
*lab*ncE* 1.0 0.0 –

$n^* = 0{,}00$
Schwarzheit n^*
0,25 0,50 $n^* = 0{,}50$ 0,75 1,00
relative Buntheit c^*
$n^* = 1{,}0$

Ausgabe: Farbmetrisches Fernseh-Licht-System TLS70

für Buntton $h^* = lab^*h = 22/360 = 0.061$
lab*tch* und *lab*nch

D65: Buntton O
LCH*Ma: 76 28 22
olv*Ma: 1.0 0.0 0.0

Dreiecks-Helligkeit t^*

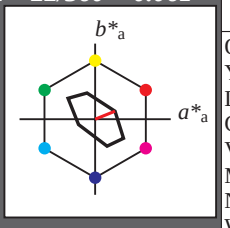

%Umfang
u^*_{rel} = 16
%Regularität
$g^*_{H,rel}$ = 34
$g^*_{C,rel}$ = 51

TLS70; adaptierte CIELAB-Daten

	$L^*=L^*_a$	a^*_a	b^*_a	$C^*_{ab,a}$	$h^*_{ab,a}$
O_{Ma}	76.43	26.27	10.57	28.32	22
Y_{Ma}	93.93	−10.76	34.63	36.27	107
L_{Ma}	89.32	−35.8	27.64	45.24	142
C_{Ma}	90.93	−21.95	−7.07	23.07	198
V_{Ma}	72.1	15.76	−35.63	38.97	294
M_{Ma}	78.5	37.52	−25.23	45.22	326
N_{Ma}	69.7	0.0	0.0	0.0	0
W_{Ma}	95.41	0.0	0.0	0.0	0
R_{CIE}	39.92	58.74	27.99	65.07	25
J_{CIE}	81.26	−2.88	71.56	71.62	92
G_{CIE}	52.23	−42.41	13.6	44.55	162
B_{CIE}	30.57	1.41	−46.46	46.49	272

***relative* Inform. Technology (IT)**
*olvi3** 1.0 1.0 1.0 (1.0)
*cmyn3** 0.0 0.0 0.0 (0.0)
*olvi4** 1.0 1.0 1.0 1.0
*cmyn4** 0.0 0.0 0.0 0.0
***standard* and *adapted* CIELAB**
*LAB*LAB* 95.41 0.0 0.0
*LAB*LABa* 95.41 0.0 0.0
*LAB*TCHa* 99.99 0.0 –
relative* CIELAB *lab*
*lab*lab* 1.0 0.0 0.0
*lab*tch* 1.0 0.0 –
*lab*nch* 0.0 0.0 –
***relative* Natural Colour (NC)**
*lab*lrj* 1.0 0.0 0.0
*lab*tce* 1.0 0.0 –
*lab*ncE* 0.0 0.0 –

***relative* Inform. Technology (IT)**
*olvi3** 1.0 0.5 0.5 (1.0)
*cmyn3** 0.0 0.5 0.5 (0.0)
*olvi4** 1.0 0.5 0.5 1.0
*cmyn4** 0.0 0.5 0.5 0.0
***standard* and *adapted* CIELAB**
*LAB*LAB* 85.92 13.13 5.28
*LAB*LABa* 85.92 13.13 5.28
*LAB*TCHa* 75.0 14.16 21.92
relative* CIELAB *lab*
*lab*lab* 0.631 0.464 0.187
*lab*tch* 0.75 0.5 0.061
*lab*nch* 0.0 0.5 0.061
***relative* Natural Colour (NC)**
*lab*lrj* 0.631 0.499 −0.024
*lab*tce* 0.75 0.5 0.992
*lab*ncE* 0.0 0.5 b96r

***relative* Inform. Technology (IT)**
*olvi3** 1.0 0.0 0.0 (1.0)
*cmyn3** 0.0 1.0 1.0 (0.0)
*olvi4** 1.0 0.0 0.0 1.0
*cmyn4** 0.0 1.0 1.0 0.0
***standard* and *adapted* CIELAB**
*LAB*LAB* 76.43 26.26 10.57
*LAB*LABa* 76.43 26.26 10.57
*LAB*TCHa* 50.0 28.31 21.92
relative* CIELAB *lab*
*lab*lab* 0.262 0.928 0.373
*lab*tch* 0.5 1.0 0.061
*lab*nch* 0.0 1.0 0.061
***relative* Natural Colour (NC)**
*lab*lrj* 0.262 0.999 −0.048
*lab*tce* 0.5 1.0 0.992
*lab*ncE* 0.0 1.0 b96r

***relative* Inform. Technology (IT)**
*olvi3** 0.5 0.5 0.5 (1.0)
*cmyn3** 0.5 0.5 0.5 (0.0)
*olvi4** 1.0 1.0 1.0 0.5
*cmyn4** 0.0 0.0 0.0 0.5
***standard* and *adapted* CIELAB**
*LAB*LAB* 82.56 0.0 0.0
*LAB*LABa* 82.56 0.0 0.0
*LAB*TCHa* 50.0 0.0 –
relative* CIELAB *lab*
*lab*lab* 0.5 0.0 0.0
*lab*tch* 0.5 0.0 –
*lab*nch* 0.5 0.0 –
***relative* Natural Colour (NC)**
*lab*lrj* 0.5 0.0 0.0
*lab*tce* 0.5 0.0 –
*lab*ncE* 0.5 0.0 –

***relative* Inform. Technology (IT)**
*olvi3** 0.5 0.0 0.0 (1.0)
*cmyn3** 0.5 1.0 1.0 (0.0)
*olvi4** 1.0 0.5 0.5 0.5
*cmyn4** 0.0 0.5 0.5 0.5
***standard* and *adapted* CIELAB**
*LAB*LAB* 73.07 13.13 5.28
*LAB*LABa* 73.07 13.13 5.28
*LAB*TCHa* 25.01 14.16 21.92
relative* CIELAB *lab*
*lab*lab* 0.131 0.464 0.187
*lab*tch* 0.25 0.5 0.061
*lab*nch* 0.5 0.5 0.061
***relative* Natural Colour (NC)**
*lab*lrj* 0.131 0.499 −0.024
*lab*tce* 0.25 0.5 0.992
*lab*ncE* 0.5 0.5 b96r

***relative* Inform. Technology (IT)**
*olvi3** 0.0 0.0 0.0 (1.0)
*cmyn3** 1.0 1.0 1.0 (0.0)
*olvi4** 1.0 1.0 1.0 0.0
*cmyn4** 0.0 0.0 0.0 1.0
***standard* and *adapted* CIELAB**
*LAB*LAB* 69.7 0.0 0.0
*LAB*LABa* 69.7 0.0 0.0
*LAB*TCHa* 0.01 0.0 –
relative* CIELAB *lab*
*lab*lab* 0.0 0.0 0.0
*lab*tch* 0.0 0.0 –
*lab*nch* 1.0 0.0 –
***relative* Natural Colour (NC)**
*lab*lrj* 0.0 0.0 0.0
*lab*tce* 0.0 0.0 –
*lab*ncE* 1.0 0.0 –

$n^* = 0{,}00$
Schwarzheit n^*
0,25 0,50 $n^* = 0{,}50$ 0,75 1,00
relative Buntheit c^*
$n^* = 1{,}0$

OG130−7, 3 stufige Reihen für konstanten CIELAB Buntton 40/360 = 0.111 (links)
3 stufige Reihen für konstanten CIELAB Buntton 22/360 = 0.061 (rechts)

BAM-Prüfvorlage OG13; Farbmetrik-Systeme TLS00 & TLS70 input: *cmy0* setcmykcolor*
D65: 2 Koordinatendaten von 3stufigen Farbreihen für 10 Buntton output: *cmy0* / 000n* setcmykcolor*

Siehe ähnliche Dateien: http://www.ps.bam.de/OG13/
Technische Information: http://www.ps.bam.de Version 2.1, io=0,0, CIELAB

BAM-Registrierung: 20060101-OG13/10S/S13G00FP.PS/.PDF BAM-Material: Code=rha4ta
Anwendung für Beurteilung und Messung von Drucker− oder Monitorsystemen
/OG13/ Form: 1/10. Serie: 1/1, Seite: 1 Seitenz hlung 1

Eingabe: Farbmetrisches Fernseh-Licht-System TLS00

für Buntton *h = lab*h = 103/360 = 0.286**
lab*tch* und *lab*nch

D65: Buntton Y
LCH*Ma: 93 93 103
olv*Ma: 1.0 1.0 0.0

Dreiecks-Helligkeit *t**

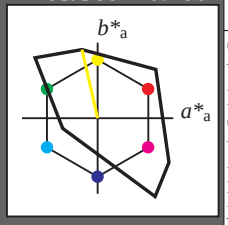

%Umfang
u*rel = 158
%Regularität
g*H,rel = 20
g*C,rel = 37

TLS00; adaptierte CIELAB-Daten

	$L^*=L^*_a$	a^*_a	b^*_a	$C^*_{ab,a}$	$h^*_{ab,a}$
O_{Ma}	50.5	76.92	64.55	100.42	40
Y_{Ma}	92.66	−20.69	90.75	93.08	103
L_{Ma}	83.63	−82.75	79.9	115.04	136
C_{Ma}	86.88	−46.16	−13.55	48.12	196
V_{Ma}	30.39	76.06	−103.59	128.52	306
M_{Ma}	57.3	94.35	−58.41	110.97	328
N_{Ma}	0.01	0.0	0.0	0.0	0
W_{Ma}	95.41	0.0	0.0	0.0	0
R_{CIE}	39.92	58.74	27.99	65.07	25
J_{CIE}	81.26	−2.88	71.56	71.62	92
G_{CIE}	52.23	−42.41	13.6	44.55	162
B_{CIE}	30.57	1.41	−46.46	46.49	272

***relative* Inform. Technology (IT)**
*olvi3** 1.0 1.0 1.0 (1.0)
*cmyn3** 0.0 0.0 0.0 (0.0)
*olvi4** 1.0 1.0 1.0 1.0
*cmyn4** 0.0 0.0 0.0 0.0
***standard* and *adapted* CIELAB**
*LAB*LAB* 95.41 0.0 0.0
*LAB*LABa* 95.41 0.0 0.0
*LAB*TCHa* 99.99 0.01 –
relative* CIELAB *lab*
*lab*lab* 1.0 0.0 0.0
*lab*tch* 1.0 0.0 –
*lab*nch* 0.0 0.0 –
***relative* Natural Colour (NC)**
*lab*lrj* 1.0 0.0 0.0
*lab*tce* 1.0 0.0 –
*lab*ncE* 0.0 0.0 –

***relative* Inform. Technology (IT)**
*olvi3** 0.5 0.5 0.5 (1.0)
*cmyn3** 0.5 0.5 0.5 (0.0)
*olvi4** 1.0 1.0 1.0 0.5
*cmyn4** 0.0 0.0 0.0 0.5
***standard* and *adapted* CIELAB**
*LAB*LAB* 47.72 0.0 0.0
*LAB*LABa* 47.72 0.0 0.0
*LAB*TCHa* 50.0 0.01 –
relative* CIELAB *lab*
*lab*lab* 0.5 0.0 0.0
*lab*tch* 0.5 0.0 –
*lab*nch* 0.5 0.0 –
***relative* Natural Colour (NC)**
*lab*lrj* 0.5 0.0 0.0
*lab*tce* 0.5 0.0 –
*lab*ncE* 0.5 0.0 –

***relative* Inform. Technology (IT)**
*olvi3** 0.0 0.0 0.0 (1.0)
*cmyn3** 1.0 1.0 1.0 (0.0)
*olvi4** 1.0 1.0 1.0 0.0
*cmyn4** 0.0 0.0 0.0 1.0
***standard* and *adapted* CIELAB**
*LAB*LAB* 0.03 0.0 0.0
*LAB*LABa* 0.03 0.0 0.0
*LAB*TCHa* 0.01 0.01 –
relative* CIELAB *lab*
*lab*lab* 0.0 0.0 0.0
*lab*tch* 0.0 0.0 –
*lab*nch* 1.0 0.0 –
***relative* Natural Colour (NC)**
*lab*lrj* 0.0 0.0 0.0
*lab*tce* 0.0 0.0 –
*lab*ncE* 1.0 0.0 –

***n** = 1,0*

***relative* Inform. Technology (IT)**
*olvi3** 1.0 1.0 0.5 (1.0)
*cmyn3** 0.0 0.0 0.5 (0.0)
*olvi4** 1.0 1.0 0.5 1.0
*cmyn4** 0.0 0.0 0.5 0.0
***standard* and *adapted* CIELAB**
*LAB*LAB* 94.03 −10.34 45.37
*LAB*LABa* 94.03 −10.34 45.37
*LAB*TCHa* 75.0 46.53 102.85
relative* CIELAB *lab*
*lab*lab* 0.985 −0.11 0.487
*lab*tch* 0.75 0.5 0.286
*lab*nch* 0.0 0.5 0.286
***relative* Natural Colour (NC)**
*lab*lrj* 0.985 −0.116 0.486
*lab*tce* 0.75 0.5 0.288
*lab*ncE* 0.0 0.5 j15g

***relative* Inform. Technology (IT)**
*olvi3** 0.5 0.5 0.0 (1.0)
*cmyn3** 0.5 0.5 1.0 (0.0)
*olvi4** 1.0 1.0 0.5 0.5
*cmyn4** 0.0 0.0 0.5 0.5
***standard* and *adapted* CIELAB**
*LAB*LAB* 46.34 −10.34 45.37
*LAB*LABa* 46.34 −10.34 45.37
*LAB*TCHa* 25.01 46.53 102.85
relative* CIELAB *lab*
*lab*lab* 0.486 −0.11 0.487
*lab*tch* 0.25 0.5 0.286
*lab*nch* 0.5 0.5 0.286
***relative* Natural Colour (NC)**
*lab*lrj* 0.486 −0.116 0.486
*lab*tce* 0.25 0.5 0.288
*lab*ncE* 0.5 0.5 j15g

***relative* Inform. Technology (IT)**
*olvi3** 1.0 1.0 0.0 (1.0)
*cmyn3** 0.0 0.0 1.0 (0.0)
*olvi4** 1.0 1.0 0.0 1.0
*cmyn4** 0.0 0.0 1.0 0.0
***standard* and *adapted* CIELAB**
*LAB*LAB* 92.65 −20.69 90.73
*LAB*LABa* 92.65 −20.69 90.73
*LAB*TCHa* 50.0 93.06 102.85
relative* CIELAB *lab*
*lab*lab* 0.971 −0.221 0.975
*lab*tch* 0.5 1.0 0.286
*lab*nch* 0.0 1.0 0.286
***relative* Natural Colour (NC)**
*lab*lrj* 0.971 −0.233 0.972
*lab*tce* 0.5 1.0 0.288
*lab*ncE* 0.0 1.0 j15g

***n** = 0,00*

Schwarzheit *n**

0,25 0,50 ***n** = 0,50* 0,75 1,00

relative Buntheit *c**

OG130−7, 3 stufige Reihen für konstanten CIELAB Buntton 103/360 = 0.286 (links)

Ausgabe: Farbmetrisches Fernseh-Licht-System TLS70

für Buntton *h = lab*h = 107/360 = 0.298**
lab*tch* und *lab*nch

D65: Buntton Y
LCH*Ma: 94 36 107
olv*Ma: 1.0 1.0 0.0

Dreiecks-Helligkeit *t**

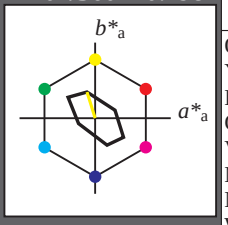

%Umfang
u*rel = 16
%Regularität
g*H,rel = 34
g*C,rel = 51

TLS70; adaptierte CIELAB-Daten

	$L^*=L^*_a$	a^*_a	b^*_a	$C^*_{ab,a}$	$h^*_{ab,a}$
O_{Ma}	76.43	26.27	10.57	28.32	22
Y_{Ma}	93.93	−10.76	34.63	36.27	107
L_{Ma}	89.32	−35.8	27.64	45.24	142
C_{Ma}	90.93	−21.95	−7.07	23.07	198
V_{Ma}	72.1	15.76	−35.63	38.97	294
M_{Ma}	78.5	37.52	−25.23	45.22	326
N_{Ma}	69.7	0.0	0.0	0.0	0
W_{Ma}	95.41	0.0	0.0	0.0	0
R_{CIE}	39.92	58.74	27.99	65.07	25
J_{CIE}	81.26	−2.88	71.56	71.62	92
G_{CIE}	52.23	−42.41	13.6	44.55	162
B_{CIE}	30.57	1.41	−46.46	46.49	272

***relative* Inform. Technology (IT)**
*olvi3** 1.0 1.0 1.0 (1.0)
*cmyn3** 0.0 0.0 0.0 (0.0)
*olvi4** 1.0 1.0 1.0 1.0
*cmyn4** 0.0 0.0 0.0 0.0
***standard* and *adapted* CIELAB**
*LAB*LAB* 95.41 0.0 0.0
*LAB*LABa* 95.41 0.0 0.0
*LAB*TCHa* 99.99 0.0 –
relative* CIELAB *lab*
*lab*lab* 1.0 0.0 0.0
*lab*tch* 1.0 0.0 –
*lab*nch* 0.0 0.0 –
***relative* Natural Colour (NC)**
*lab*lrj* 1.0 0.0 0.0
*lab*tce* 1.0 0.0 –
*lab*ncE* 0.0 0.0 –

***relative* Inform. Technology (IT)**
*olvi3** 0.5 0.5 0.5 (1.0)
*cmyn3** 0.5 0.5 0.5 (0.0)
*olvi4** 1.0 1.0 1.0 0.5
*cmyn4** 0.0 0.0 0.0 0.5
***standard* and *adapted* CIELAB**
*LAB*LAB* 82.56 0.0 0.0
*LAB*LABa* 82.56 0.0 0.0
*LAB*TCHa* 50.0 0.0 –
relative* CIELAB *lab*
*lab*lab* 0.5 0.0 0.0
*lab*tch* 0.5 0.0 –
*lab*nch* 0.5 0.0 –
***relative* Natural Colour (NC)**
*lab*lrj* 0.5 0.0 0.0
*lab*tce* 0.5 0.0 –
*lab*ncE* 0.5 0.0 –

***relative* Inform. Technology (IT)**
*olvi3** 0.0 0.0 0.0 (1.0)
*cmyn3** 1.0 1.0 1.0 (0.0)
*olvi4** 1.0 1.0 1.0 0.0
*cmyn4** 0.0 0.0 0.0 1.0
***standard* and *adapted* CIELAB**
*LAB*LAB* 69.7 0.0 0.0
*LAB*LABa* 69.7 0.0 0.0
*LAB*TCHa* 0.01 0.0 –
relative* CIELAB *lab*
*lab*lab* 0.0 0.0 0.0
*lab*tch* 0.0 0.0 –
*lab*nch* 1.0 0.0 –
***relative* Natural Colour (NC)**
*lab*lrj* 0.0 0.0 0.0
*lab*tce* 0.0 0.0 –
*lab*ncE* 1.0 0.0 –

***n** = 1,0*

***relative* Inform. Technology (IT)**
*olvi3** 1.0 1.0 0.5 (1.0)
*cmyn3** 0.0 0.0 0.5 (0.0)
*olvi4** 1.0 1.0 0.5 1.0
*cmyn4** 0.0 0.0 0.5 0.0
***standard* and *adapted* CIELAB**
*LAB*LAB* 94.67 −5.37 17.31
*LAB*LABa* 94.67 −5.37 17.31
*LAB*TCHa* 75.0 18.13 107.28
relative* CIELAB *lab*
*lab*lab* 0.971 −0.147 0.477
*lab*tch* 0.75 0.5 0.298
*lab*nch* 0.0 0.5 0.298
***relative* Natural Colour (NC)**
*lab*lrj* 0.971 −0.164 0.472
*lab*tce* 0.75 0.5 0.304
*lab*ncE* 0.0 0.5 j21g

***relative* Inform. Technology (IT)**
*olvi3** 0.5 0.5 0.0 (1.0)
*cmyn3** 0.5 0.5 1.0 (0.0)
*olvi4** 1.0 1.0 0.5 0.5
*cmyn4** 0.0 0.0 0.5 0.5
***standard* and *adapted* CIELAB**
*LAB*LAB* 81.82 −5.37 17.31
*LAB*LABa* 81.82 −5.37 17.31
*LAB*TCHa* 25.01 18.13 107.28
relative* CIELAB *lab*
*lab*lab* 0.471 −0.147 0.477
*lab*tch* 0.25 0.5 0.298
*lab*nch* 0.5 0.5 0.298
***relative* Natural Colour (NC)**
*lab*lrj* 0.471 −0.164 0.472
*lab*tce* 0.25 0.5 0.304
*lab*ncE* 0.5 0.5 j21g

***relative* Inform. Technology (IT)**
*olvi3** 1.0 1.0 0.0 (1.0)
*cmyn3** 0.0 0.0 1.0 (0.0)
*olvi4** 1.0 1.0 0.0 1.0
*cmyn4** 0.0 0.0 1.0 0.0
***standard* and *adapted* CIELAB**
*LAB*LAB* 93.93 −10.76 34.62
*LAB*LABa* 93.93 −10.76 34.62
*LAB*TCHa* 50.0 36.26 107.28
relative* CIELAB *lab*
*lab*lab* 0.942 −0.296 0.955
*lab*tch* 0.5 1.0 0.298
*lab*nch* 0.0 1.0 0.298
***relative* Natural Colour (NC)**
*lab*lrj* 0.942 −0.329 0.944
*lab*tce* 0.5 1.0 0.304
*lab*ncE* 0.0 1.0 j21g

***n** = 0,00*

Schwarzheit *n**

0,25 0,50 ***n** = 0,50* 0,75 1,00

relative Buntheit *c**

3 stufige Reihen für konstanten CIELAB Buntton 107/360 = 0.298 (rechts)

Siehe ähnliche Dateien: http://www.ps.bam.de/OG13/
Technische Information: http://www.ps.bam.de Version 2.1, io=0,0, CIELAB

BAM-Registrierung: 20060101-OG13/10S/S13G01FP.PS/.PDF BAM-Material: Code=rha4ta
Anwendung für Beurteilung und Messung von Drucker– oder Monitorsystemen
/OG13/ Form: 2/10. Serie: 1/1, Seite: 2 Seitenz hlung 2

Eingabe: Farbmetrisches Fernseh-Licht-System TLS00

für Buntton *h = lab*h = 136/360 = 0.378***
lab*tch* und *lab*nch

D65: Buntton L
LCH*Ma: 84 115 136
olv*Ma: 0.0 1.0 0.0

Dreiecks-Helligkeit *t**

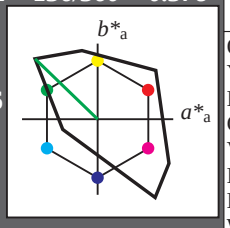

%Umfang
u^*_{rel} = 158
%Regularität
$g^*_{H,rel}$ = 20
$g^*_{C,rel}$ = 37

TLS00; adaptierte CIELAB-Daten

	$L^*=L^*_a$	a^*_a	b^*_a	$C^*_{ab,a}$	$h^*_{ab,a}$
O_{Ma}	50.5	76.92	64.55	100.42	40
Y_{Ma}	92.66	−20.69	90.75	93.08	103
L_{Ma}	83.63	−82.75	79.9	115.04	136
C_{Ma}	86.88	−46.16	−13.55	48.12	196
V_{Ma}	30.39	76.06	−103.59	128.52	306
M_{Ma}	57.3	94.35	−58.41	110.97	328
N_{Ma}	0.01	0.0	0.0	0.0	0
W_{Ma}	95.41	0.0	0.0	0.0	0
R_{CIE}	39.92	58.74	27.99	65.07	25
J_{CIE}	81.26	−2.88	71.56	71.62	92
G_{CIE}	52.23	−42.41	13.6	44.55	162
B_{CIE}	30.57	1.41	−46.46	46.49	272

***relative* Inform. Technology (IT)**
*olvi3** 1.0 1.0 1.0 (1.0)
*cmyn3** 0.0 0.0 0.0 (0.0)
*olvi4** 1.0 1.0 1.0 1.0
*cmyn4** 0.0 0.0 0.0 0.0
***standard* and *adapted* CIELAB**
*LAB*LAB* 95.41 0.0 0.0
*LAB*LABa* 95.41 0.0 0.0
*LAB*TCHa* 99.99 0.01 –
relative* CIELAB *lab*
*lab*lab* 1.0 0.0 0.0
*lab*tch* 1.0 0.0 –
*lab*nch* 0.0 0.0 –
***relative* Natural Colour (NC)**
*lab*lrj* 1.0 0.0 0.0
*lab*tce* 1.0 0.0 –
*lab*ncE* 0.0 0.0 –

***relative* Inform. Technology (IT)**
*olvi3** 0.5 0.5 0.5 (1.0)
*cmyn3** 0.5 0.5 0.5 (0.0)
*olvi4** 1.0 1.0 1.0 0.5
*cmyn4** 0.0 0.0 0.0 0.5
***standard* and *adapted* CIELAB**
*LAB*LAB* 47.72 0.0 0.0
*LAB*LABa* 47.72 0.0 0.0
*LAB*TCHa* 50.0 0.01 –
relative* CIELAB *lab*
*lab*lab* 0.5 0.0 0.0
*lab*tch* 0.5 0.0 –
*lab*nch* 0.5 0.0 –
***relative* Natural Colour (NC)**
*lab*lrj* 0.5 0.0 0.0
*lab*tce* 0.5 0.0 –
*lab*ncE* 0.5 0.0 –

***relative* Inform. Technology (IT)**
*olvi3** 0.0 0.0 0.0 (1.0)
*cmyn3** 1.0 1.0 1.0 (0.0)
*olvi4** 1.0 1.0 1.0 0.0
*cmyn4** 0.0 0.0 0.0 1.0
***standard* and *adapted* CIELAB**
*LAB*LAB* 0.03 0.0 0.0
*LAB*LABa* 0.03 0.0 0.0
*LAB*TCHa* 0.01 0.01 –
relative* CIELAB *lab*
*lab*lab* 0.0 0.0 0.0
*lab*tch* 0.0 0.0 –
*lab*nch* 1.0 0.0 –
***relative* Natural Colour (NC)**
*lab*lrj* 0.0 0.0 0.0
*lab*tce* 0.0 0.0 –
*lab*ncE* 1.0 0.0 –

***n** = 1,0*

***relative* Inform. Technology (IT)**
*olvi3** 0.5 1.0 0.5 (1.0)
*cmyn3** 0.5 0.0 0.5 (0.0)
*olvi4** 0.5 1.0 0.5 1.0
*cmyn4** 0.5 0.0 0.5 0.0
***standard* and *adapted* CIELAB**
*LAB*LAB* 89.51 −41.36 39.94
*LAB*LABa* 89.51 −41.36 39.94
*LAB*TCHa* 75.0 57.51 136.01
relative* CIELAB *lab*
*lab*lab* 0.938 −0.359 0.347
*lab*tch* 0.75 0.5 0.378
*lab*nch* 0.0 0.5 0.378
***relative* Natural Colour (NC)**
*lab*lrj* 0.938 −0.415 0.278
*lab*tce* 0.75 0.5 0.406
*lab*ncE* 0.0 0.5 j62g

***relative* Inform. Technology (IT)**
*olvi3** 0.0 0.5 0.0 (1.0)
*cmyn3** 1.0 0.5 1.0 (0.0)
*olvi4** 0.5 1.0 0.5 0.5
*cmyn4** 0.5 0.0 0.5 0.5
***standard* and *adapted* CIELAB**
*LAB*LAB* 41.82 −41.36 39.94
*LAB*LABa* 41.82 −41.36 39.94
*LAB*TCHa* 25.01 57.51 136.01
relative* CIELAB *lab*
*lab*lab* 0.438 −0.359 0.347
*lab*tch* 0.25 0.5 0.378
*lab*nch* 0.5 0.5 0.378
***relative* Natural Colour (NC)**
*lab*lrj* 0.438 −0.415 0.278
*lab*tce* 0.25 0.5 0.406
*lab*ncE* 0.5 0.5 j62g

***relative* Inform. Technology (IT)**
*olvi3** 0.0 1.0 0.0 (1.0)
*cmyn3** 1.0 0.0 1.0 (0.0)
*olvi4** 0.0 1.0 0.0 1.0
*cmyn4** 1.0 0.0 1.0 0.0
***standard* and *adapted* CIELAB**
*LAB*LAB* 83.62 −82.73 79.88
*LAB*LABa* 83.62 −82.73 79.88
*LAB*TCHa* 50.0 115.01 136.01
relative* CIELAB *lab*
*lab*lab* 0.876 −0.718 0.694
*lab*tch* 0.5 1.0 0.378
*lab*nch* 0.0 1.0 0.378
***relative* Natural Colour (NC)**
*lab*lrj* 0.876 −0.83 0.555
*lab*tce* 0.5 1.0 0.406
*lab*ncE* 0.0 1.0 j62g

***n** = 0,00*

Schwarzheit *n**

0,25 0,50 ***n** = 0,50* 0,75 1,00

relative Buntheit *c**

OG130−7, 3 stufige Reihen für konstanten CIELAB Buntton 136/360 = 0.378 (links)

Ausgabe: Farbmetrisches Fernseh-Licht-System TLS70

für Buntton *h = lab*h = 142/360 = 0.395***
lab*tch* und *lab*nch

D65: Buntton L
LCH*Ma: 89 45 142
olv*Ma: 0.0 1.0 0.0

Dreiecks-Helligkeit *t**

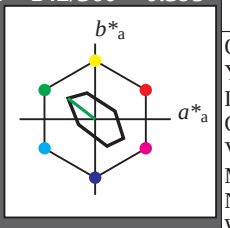

%Umfang
u^*_{rel} = 16
%Regularität
$g^*_{H,rel}$ = 34
$g^*_{C,rel}$ = 51

TLS70; adaptierte CIELAB-Daten

	$L^*=L^*_a$	a^*_a	b^*_a	$C^*_{ab,a}$	$h^*_{ab,a}$
O_{Ma}	76.43	26.27	10.57	28.32	22
Y_{Ma}	93.93	−10.76	34.63	36.27	107
L_{Ma}	89.32	−35.8	27.64	45.24	142
C_{Ma}	90.93	−21.95	−7.07	23.07	198
V_{Ma}	72.1	15.76	−35.63	38.97	294
M_{Ma}	78.5	37.52	−25.23	45.22	326
N_{Ma}	69.7	0.0	0.0	0.0	0
W_{Ma}	95.41	0.0	0.0	0.0	0
R_{CIE}	39.92	58.74	27.99	65.07	25
J_{CIE}	81.26	−2.88	71.56	71.62	92
G_{CIE}	52.23	−42.41	13.6	44.55	162
B_{CIE}	30.57	1.41	−46.46	46.49	272

***relative* Inform. Technology (IT)**
*olvi3** 1.0 1.0 1.0 (1.0)
*cmyn3** 0.0 0.0 0.0 (0.0)
*olvi4** 1.0 1.0 1.0 1.0
*cmyn4** 0.0 0.0 0.0 0.0
***standard* and *adapted* CIELAB**
*LAB*LAB* 95.41 0.0 0.0
*LAB*LABa* 95.41 0.0 0.0
*LAB*TCHa* 99.99 0.0 –
relative* CIELAB *lab*
*lab*lab* 1.0 0.0 0.0
*lab*tch* 1.0 0.0 –
*lab*nch* 0.0 0.0 –
***relative* Natural Colour (NC)**
*lab*lrj* 1.0 0.0 0.0
*lab*tce* 1.0 0.0 –
*lab*ncE* 0.0 0.0 –

***relative* Inform. Technology (IT)**
*olvi3** 0.5 0.5 0.5 (1.0)
*cmyn3** 0.5 0.5 0.5 (0.0)
*olvi4** 1.0 1.0 1.0 0.5
*cmyn4** 0.0 0.0 0.0 0.5
***standard* and *adapted* CIELAB**
*LAB*LAB* 82.56 0.0 0.0
*LAB*LABa* 82.56 0.0 0.0
*LAB*TCHa* 50.0 0.0 –
relative* CIELAB *lab*
*lab*lab* 0.5 0.0 0.0
*lab*tch* 0.5 0.0 –
*lab*nch* 0.5 0.0 –
***relative* Natural Colour (NC)**
*lab*lrj* 0.5 0.0 0.0
*lab*tce* 0.5 0.0 –
*lab*ncE* 0.5 0.0 –

***relative* Inform. Technology (IT)**
*olvi3** 0.0 0.0 0.0 (1.0)
*cmyn3** 1.0 1.0 1.0 (0.0)
*olvi4** 1.0 1.0 1.0 0.0
*cmyn4** 0.0 0.0 0.0 1.0
***standard* and *adapted* CIELAB**
*LAB*LAB* 69.7 0.0 0.0
*LAB*LABa* 69.7 0.0 0.0
*LAB*TCHa* 0.01 0.0 –
relative* CIELAB *lab*
*lab*lab* 0.0 0.0 0.0
*lab*tch* 0.0 0.0 –
*lab*nch* 1.0 0.0 –
***relative* Natural Colour (NC)**
*lab*lrj* 0.0 0.0 0.0
*lab*tce* 0.0 0.0 –
*lab*ncE* 1.0 0.0 –

***n** = 1,0*

***relative* Inform. Technology (IT)**
*olvi3** 0.5 1.0 0.5 (1.0)
*cmyn3** 0.5 0.0 0.5 (0.0)
*olvi4** 0.5 1.0 0.5 1.0
*cmyn4** 0.5 0.0 0.5 0.0
***standard* and *adapted* CIELAB**
*LAB*LAB* 92.36 −17.89 13.82
*LAB*LABa* 92.36 −17.89 13.82
*LAB*TCHa* 75.0 22.61 142.34
relative* CIELAB *lab*
*lab*lab* 0.881 −0.395 0.305
*lab*tch* 0.75 0.5 0.395
*lab*nch* 0.0 0.5 0.395
***relative* Natural Colour (NC)**
*lab*lrj* 0.881 −0.45 0.216
*lab*tce* 0.75 0.5 0.429
*lab*ncE* 0.0 0.5 j71g

***relative* Inform. Technology (IT)**
*olvi3** 0.0 0.5 0.0 (1.0)
*cmyn3** 1.0 0.5 1.0 (0.0)
*olvi4** 0.5 1.0 0.5 0.5
*cmyn4** 0.5 0.0 0.5 0.5
***standard* and *adapted* CIELAB**
*LAB*LAB* 79.51 −17.89 13.82
*LAB*LABa* 79.51 −17.89 13.82
*LAB*TCHa* 25.01 22.61 142.34
relative* CIELAB *lab*
*lab*lab* 0.382 −0.395 0.305
*lab*tch* 0.25 0.5 0.395
*lab*nch* 0.5 0.5 0.395
***relative* Natural Colour (NC)**
*lab*lrj* 0.382 −0.45 0.216
*lab*tce* 0.25 0.5 0.429
*lab*ncE* 0.5 0.5 j71g

***relative* Inform. Technology (IT)**
*olvi3** 0.0 1.0 0.0 (1.0)
*cmyn3** 1.0 0.0 1.0 (0.0)
*olvi4** 0.0 1.0 0.0 1.0
*cmyn4** 1.0 0.0 1.0 0.0
***standard* and *adapted* CIELAB**
*LAB*LAB* 89.32 −35.79 27.63
*LAB*LABa* 89.32 −35.79 27.63
*LAB*TCHa* 50.0 45.23 142.34
relative* CIELAB *lab*
*lab*lab* 0.763 −0.79 0.611
*lab*tch* 0.5 1.0 0.395
*lab*nch* 0.0 1.0 0.395
***relative* Natural Colour (NC)**
*lab*lrj* 0.763 −0.901 0.432
*lab*tce* 0.5 1.0 0.429
*lab*ncE* 0.0 1.0 j71g

***n** = 0,00*

Schwarzheit *n**

0,25 0,50 ***n** = 0,50* 0,75 1,00

relative Buntheit *c**

3 stufige Reihen für konstanten CIELAB Buntton 142/360 = 0.395 (rechts)

Siehe ähnliche Dateien: http://www.ps.bam.de/OG13/
Technische Information: http://www.ps.bam.de Version 2.1, io=0,0, CIELAB

BAM-Registrierung: 20060101-OG13/10S/S13G02FP.PS/.PDF BAM-Material: Code=rha4ta
Anwendung für Beurteilung und Messung von Drucker– oder Monitorsystemen
/OG13/ Form: 3/10. Serie: 1/1, Seite: 3 Seitenz hlung 3

Eingabe: Farbmetrisches Fernseh-Licht-System TLS00

für Buntton *h = lab*h = 196/360 = 0.545***
lab*tch* und *lab*nch

D65: Buntton C
LCH*Ma: 87 48 196
olv*Ma: 0.0 1.0 1.0

Dreiecks-Helligkeit *t**

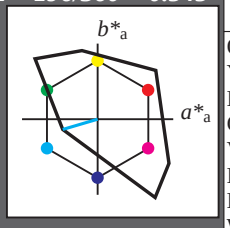

%Umfang
u*rel = 158
%Regularität
g*H,rel = 20
g*C,rel = 37

TLS00; adaptierte CIELAB-Daten

	$L^*=L^*_a$	a^*_a	b^*_a	$C^*_{ab,a}$	$h^*_{ab,a}$
O_{Ma}	50.5	76.92	64.55	100.42	40
Y_{Ma}	92.66	−20.69	90.75	93.08	103
L_{Ma}	83.63	−82.75	79.9	115.04	136
C_{Ma}	86.88	−46.16	−13.55	48.12	196
V_{Ma}	30.39	76.06	−103.59	128.52	306
M_{Ma}	57.3	94.35	−58.41	110.97	328
N_{Ma}	0.01	0.0	0.0	0.0	0
W_{Ma}	95.41	0.0	0.0	0.0	0
R_{CIE}	39.92	58.74	27.99	65.07	25
J_{CIE}	81.26	−2.88	71.56	71.62	92
G_{CIE}	52.23	−42.41	13.6	44.55	162
B_{CIE}	30.57	1.41	−46.46	46.49	272

***relative* Inform. Technology (IT)**
*olvi3** 1.0 1.0 1.0 (1.0)
*cmyn3** 0.0 0.0 0.0 (0.0)
*olvi4** 1.0 1.0 1.0 1.0
*cmyn4** 0.0 0.0 0.0 0.0
***standard* and *adapted* CIELAB**
*LAB*LAB* 95.41 0.0 0.0
*LAB*LABa* 95.41 0.0 0.0
*LAB*TCHa* 99.99 0.01 –
relative* CIELAB *lab*
*lab*lab* 1.0 0.0 0.0
*lab*tch* 1.0 0.0 –
*lab*nch* 0.0 0.0 –
***relative* Natural Colour (NC)**
*lab*lrj* 1.0 0.0 0.0
*lab*tce* 1.0 0.0 –
*lab*ncE* 0.0 0.0 –

***relative* Inform. Technology (IT)**
*olvi3** 0.5 0.5 0.5 (1.0)
*cmyn3** 0.5 0.5 0.5 (0.0)
*olvi4** 1.0 1.0 1.0 0.5
*cmyn4** 0.0 0.0 0.0 0.5
***standard* and *adapted* CIELAB**
*LAB*LAB* 47.72 0.0 0.0
*LAB*LABa* 47.72 0.0 0.0
*LAB*TCHa* 50.0 0.01 –
relative* CIELAB *lab*
*lab*lab* 0.5 0.0 0.0
*lab*tch* 0.5 0.0 –
*lab*nch* 0.5 0.0 –
***relative* Natural Colour (NC)**
*lab*lrj* 0.5 0.0 0.0
*lab*tce* 0.5 0.0 –
*lab*ncE* 0.5 0.0 –

***relative* Inform. Technology (IT)**
*olvi3** 0.0 0.0 0.0 (1.0)
*cmyn3** 1.0 1.0 1.0 (0.0)
*olvi4** 1.0 1.0 1.0 0.0
*cmyn4** 0.0 0.0 0.0 1.0
***standard* and *adapted* CIELAB**
*LAB*LAB* 0.03 0.0 0.0
*LAB*LABa* 0.03 0.0 0.0
*LAB*TCHa* 0.01 0.01 –
relative* CIELAB *lab*
*lab*lab* 0.0 0.0 0.0
*lab*tch* 0.0 0.0 –
*lab*nch* 1.0 0.0 –
***relative* Natural Colour (NC)**
*lab*lrj* 0.0 0.0 0.0
*lab*tce* 0.0 0.0 –
*lab*ncE* 1.0 0.0 –

***n** = 1,0*

***relative* Inform. Technology (IT)**
*olvi3** 0.5 1.0 1.0 (1.0)
*cmyn3** 0.5 0.0 0.0 (0.0)
*olvi4** 0.5 1.0 1.0 1.0
*cmyn4** 0.5 0.0 0.0 0.0
***standard* and *adapted* CIELAB**
*LAB*LAB* 91.14 −23.07 −6.77
*LAB*LABa* 91.14 −23.07 −6.77
*LAB*TCHa* 75.0 24.06 196.37
relative* CIELAB *lab*
*lab*lab* 0.955 −0.479 −0.14
*lab*tch* 0.75 0.5 0.545
*lab*nch* 0.0 0.5 0.545
***relative* Natural Colour (NC)**
*lab*lrj* 0.955 −0.44 −0.234
*lab*tce* 0.75 0.5 0.578
*lab*ncE* 0.0 0.5 g31b

***relative* Inform. Technology (IT)**
*olvi3** 0.0 0.5 0.5 (1.0)
*cmyn3** 1.0 0.5 0.5 (0.0)
*olvi4** 0.5 1.0 1.0 0.5
*cmyn4** 0.5 0.0 0.0 0.5
***standard* and *adapted* CIELAB**
*LAB*LAB* 43.45 −23.07 −6.77
*LAB*LABa* 43.45 −23.07 −6.77
*LAB*TCHa* 25.01 24.06 196.37
relative* CIELAB *lab*
*lab*lab* 0.455 −0.479 −0.14
*lab*tch* 0.25 0.5 0.545
*lab*nch* 0.5 0.5 0.545
***relative* Natural Colour (NC)**
*lab*lrj* 0.455 −0.44 −0.234
*lab*tce* 0.25 0.5 0.578
*lab*ncE* 0.5 0.5 g31b

***relative* Inform. Technology (IT)**
*olvi3** 0.0 1.0 1.0 (1.0)
*cmyn3** 1.0 0.0 0.0 (0.0)
*olvi4** 0.0 1.0 1.0 1.0
*cmyn4** 1.0 0.0 0.0 0.0
***standard* and *adapted* CIELAB**
*LAB*LAB* 86.87 −46.15 −13.55
*LAB*LABa* 86.87 −46.15 −13.55
*LAB*TCHa* 50.0 48.11 196.37
relative* CIELAB *lab*
*lab*lab* 0.911 −0.958 −0.281
*lab*tch* 0.5 1.0 0.545
*lab*nch* 0.0 1.0 0.545
***relative* Natural Colour (NC)**
*lab*lrj* 0.911 −0.881 −0.469
*lab*tce* 0.5 1.0 0.578
*lab*ncE* 0.0 1.0 g31b

***n** = 0,00*

Schwarzheit *n**

0,25 0,50 ***n** = 0,50* 0,75 1,00

relative Buntheit *c**

OG130−7, 3 stufige Reihen für konstanten CIELAB Buntton 196/360 = 0.545 (links)

Ausgabe: Farbmetrisches Fernseh-Licht-System TLS70

für Buntton *h = lab*h = 198/360 = 0.55***
lab*tch* und *lab*nch

D65: Buntton C
LCH*Ma: 91 23 198
olv*Ma: 0.0 1.0 1.0

Dreiecks-Helligkeit *t**

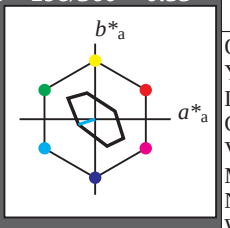

%Umfang
u*rel = 16
%Regularität
g*H,rel = 34
g*C,rel = 51

TLS70; adaptierte CIELAB-Daten

	$L^*=L^*_a$	a^*_a	b^*_a	$C^*_{ab,a}$	$h^*_{ab,a}$
O_{Ma}	76.43	26.27	10.57	28.32	22
Y_{Ma}	93.93	−10.76	34.63	36.27	107
L_{Ma}	89.32	−35.8	27.64	45.24	142
C_{Ma}	90.93	−21.95	−7.07	23.07	198
V_{Ma}	72.1	15.76	−35.63	38.97	294
M_{Ma}	78.5	37.52	−25.23	45.22	326
N_{Ma}	69.7	0.0	0.0	0.0	0
W_{Ma}	95.41	0.0	0.0	0.0	0
R_{CIE}	39.92	58.74	27.99	65.07	25
J_{CIE}	81.26	−2.88	71.56	71.62	92
G_{CIE}	52.23	−42.41	13.6	44.55	162
B_{CIE}	30.57	1.41	−46.46	46.49	272

***relative* Inform. Technology (IT)**
*olvi3** 1.0 1.0 1.0 (1.0)
*cmyn3** 0.0 0.0 0.0 (0.0)
*olvi4** 1.0 1.0 1.0 1.0
*cmyn4** 0.0 0.0 0.0 0.0
***standard* and *adapted* CIELAB**
*LAB*LAB* 95.41 0.0 0.0
*LAB*LABa* 95.41 0.0 0.0
*LAB*TCHa* 99.99 0.0 –
relative* CIELAB *lab*
*lab*lab* 1.0 0.0 0.0
*lab*tch* 1.0 0.0 –
*lab*nch* 0.0 0.0 –
***relative* Natural Colour (NC)**
*lab*lrj* 1.0 0.0 0.0
*lab*tce* 1.0 0.0 –
*lab*ncE* 0.0 0.0 –

***relative* Inform. Technology (IT)**
*olvi3** 0.5 0.5 0.5 (1.0)
*cmyn3** 0.5 0.5 0.5 (0.0)
*olvi4** 1.0 1.0 1.0 0.5
*cmyn4** 0.0 0.0 0.0 0.5
***standard* and *adapted* CIELAB**
*LAB*LAB* 82.56 0.0 0.0
*LAB*LABa* 82.56 0.0 0.0
*LAB*TCHa* 50.0 0.0 –
relative* CIELAB *lab*
*lab*lab* 0.5 0.0 0.0
*lab*tch* 0.5 0.0 –
*lab*nch* 0.5 0.0 –
***relative* Natural Colour (NC)**
*lab*lrj* 0.5 0.0 0.0
*lab*tce* 0.5 0.0 –
*lab*ncE* 0.5 0.0 –

***relative* Inform. Technology (IT)**
*olvi3** 0.0 0.0 0.0 (1.0)
*cmyn3** 1.0 1.0 1.0 (0.0)
*olvi4** 1.0 1.0 1.0 0.0
*cmyn4** 0.0 0.0 0.0 1.0
***standard* and *adapted* CIELAB**
*LAB*LAB* 69.7 0.0 0.0
*LAB*LABa* 69.7 0.0 0.0
*LAB*TCHa* 0.01 0.0 –
relative* CIELAB *lab*
*lab*lab* 0.0 0.0 0.0
*lab*tch* 0.0 0.0 –
*lab*nch* 1.0 0.0 –
***relative* Natural Colour (NC)**
*lab*lrj* 0.0 0.0 0.0
*lab*tce* 0.0 0.0 –
*lab*ncE* 1.0 0.0 –

***n** = 1,0*

***relative* Inform. Technology (IT)**
*olvi3** 0.5 1.0 1.0 (1.0)
*cmyn3** 0.5 0.0 0.0 (0.0)
*olvi4** 0.5 1.0 1.0 1.0
*cmyn4** 0.5 0.0 0.0 0.0
***standard* and *adapted* CIELAB**
*LAB*LAB* 93.17 −10.97 −3.53
*LAB*LABa* 93.17 −10.97 −3.53
*LAB*TCHa* 75.0 11.53 197.87
relative* CIELAB *lab*
*lab*lab* 0.913 −0.475 −0.152
*lab*tch* 0.75 0.5 0.55
*lab*nch* 0.0 0.5 0.55
***relative* Natural Colour (NC)**
*lab*lrj* 0.913 −0.435 −0.244
*lab*tce* 0.75 0.5 0.581
*lab*ncE* 0.0 0.5 g32b

***relative* Inform. Technology (IT)**
*olvi3** 0.0 0.5 0.5 (1.0)
*cmyn3** 1.0 0.5 0.5 (0.0)
*olvi4** 0.5 1.0 1.0 0.5
*cmyn4** 0.5 0.0 0.0 0.5
***standard* and *adapted* CIELAB**
*LAB*LAB* 80.32 −10.97 −3.53
*LAB*LABa* 80.32 −10.97 −3.53
*LAB*TCHa* 25.01 11.53 197.87
relative* CIELAB *lab*
*lab*lab* 0.413 −0.475 −0.152
*lab*tch* 0.25 0.5 0.55
*lab*nch* 0.5 0.5 0.55
***relative* Natural Colour (NC)**
*lab*lrj* 0.413 −0.435 −0.244
*lab*tce* 0.25 0.5 0.581
*lab*ncE* 0.5 0.5 g32b

***relative* Inform. Technology (IT)**
*olvi3** 0.0 1.0 1.0 (1.0)
*cmyn3** 1.0 0.0 0.0 (0.0)
*olvi4** 0.0 1.0 1.0 1.0
*cmyn4** 1.0 0.0 0.0 0.0
***standard* and *adapted* CIELAB**
*LAB*LAB* 90.93 −21.95 −7.07
*LAB*LABa* 90.93 −21.95 −7.07
*LAB*TCHa* 50.0 23.07 197.87
relative* CIELAB *lab*
*lab*lab* 0.826 −0.951 −0.306
*lab*tch* 0.5 1.0 0.55
*lab*nch* 0.0 1.0 0.55
***relative* Natural Colour (NC)**
*lab*lrj* 0.826 −0.871 −0.488
*lab*tce* 0.5 1.0 0.581
*lab*ncE* 0.0 1.0 g32b

***n** = 0,00*

Schwarzheit *n**

0,25 0,50 ***n** = 0,50* 0,75 1,00

relative Buntheit *c**

3 stufige Reihen für konstanten CIELAB Buntton 198/360 = 0.55 (rechts)

Siehe ähnliche Dateien: http://www.ps.bam.de/OG13/
Technische Information: http://www.ps.bam.de Version 2.1, io=0,0, CIELAB

BAM-Registrierung: 20060101-OG13/10S/S13G03FP.PS/.PDF BAM-Material: Code=rha4ta
Anwendung für Beurteilung und Messung von Drucker– oder Monitorsystemen
/OG13/ Form: 4/10. Serie: 1/1, Seite: 4 Seitenz hlung 4

Eingabe: Farbmetrisches Fernseh-Licht-System TLS00

für Buntton *h = lab*h = 306/360 = 0.851***
lab*tch* und *lab*nch

D65: Buntton V
LCH*Ma: 30 129 306
olv*Ma: 0.0 0.0 1.0

Dreiecks-Helligkeit *t**

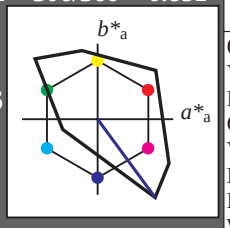

%Umfang
u*rel = 158
%Regularität
g*H,rel = 20
g*C,rel = 37

TLS00; adaptierte CIELAB-Daten

	$L^*=L^*_a$	a^*_a	b^*_a	$C^*_{ab,a}$	$h^*_{ab,a}$
O_{Ma}	50.5	76.92	64.55	100.42	40
Y_{Ma}	92.66	−20.69	90.75	93.08	103
L_{Ma}	83.63	−82.75	79.9	115.04	136
C_{Ma}	86.88	−46.16	−13.55	48.12	196
V_{Ma}	30.39	76.06	−103.59	128.52	306
M_{Ma}	57.3	94.35	−58.41	110.97	328
N_{Ma}	0.01	0.0	0.0	0.0	0
W_{Ma}	95.41	0.0	0.0	0.0	0
R_{CIE}	39.92	58.74	27.99	65.07	25
J_{CIE}	81.26	−2.88	71.56	71.62	92
G_{CIE}	52.23	−42.41	13.6	44.55	162
B_{CIE}	30.57	1.41	−46.46	46.49	272

***relative* Inform. Technology (IT)**
*olvi3** 1.0 1.0 1.0 (1.0)
*cmyn3** 0.0 0.0 0.0 (0.0)
*olvi4** 1.0 1.0 1.0 1.0
*cmyn4** 0.0 0.0 0.0 0.0
***standard* and *adapted* CIELAB**
*LAB*LAB* 95.41 0.0 0.0
*LAB*LABa* 95.41 0.0 0.0
*LAB*TCHa* 99.99 0.01 –
relative* CIELAB *lab*
*lab*lab* 1.0 0.0 0.0
*lab*tch* 1.0 0.0 –
*lab*nch* 0.0 0.0 –
***relative* Natural Colour (NC)**
*lab*lrj* 1.0 0.0 0.0
*lab*tce* 1.0 0.0 –
*lab*ncE* 0.0 0.0 –

***relative* Inform. Technology (IT)**
*olvi3** 0.5 0.5 1.0 (1.0)
*cmyn3** 0.5 0.5 0.0 (0.0)
*olvi4** 0.5 0.5 1.0 1.0
*cmyn4** 0.5 0.5 0.0 0.0
***standard* and *adapted* CIELAB**
*LAB*LAB* 62.9 38.02 −51.78
*LAB*LABa* 62.9 38.02 −51.78
*LAB*TCHa* 75.0 64.25 306.29
relative* CIELAB *lab*
*lab*lab* 0.659 0.296 −0.402
*lab*tch* 0.75 0.5 0.851
*lab*nch* 0.0 0.5 0.851
***relative* Natural Colour (NC)**
*lab*lrj* 0.659 0.23 −0.443
*lab*tce* 0.75 0.5 0.826
*lab*ncE* 0.0 0.5 b30r

***relative* Inform. Technology (IT)**
*olvi3** 0.0 0.0 1.0 (1.0)
*cmyn3** 1.0 1.0 0.0 (0.0)
*olvi4** 0.0 0.0 1.0 1.0
*cmyn4** 1.0 1.0 0.0 0.0
***standard* and *adapted* CIELAB**
*LAB*LAB* 30.39 76.04 −103.57
*LAB*LABa* 30.39 76.04 −103.57
*LAB*TCHa* 50.0 128.5 306.29
relative* CIELAB *lab*
*lab*lab* 0.318 0.592 −0.805
*lab*tch* 0.5 1.0 0.851
*lab*nch* 0.0 1.0 0.851
***relative* Natural Colour (NC)**
*lab*lrj* 0.318 0.459 −0.887
*lab*tce* 0.5 1.0 0.826
*lab*ncE* 0.0 1.0 b30r

***relative* Inform. Technology (IT)**
*olvi3** 0.5 0.5 0.5 (1.0)
*cmyn3** 0.5 0.5 0.5 (0.0)
*olvi4** 1.0 1.0 1.0 0.5
*cmyn4** 0.0 0.0 0.0 0.5
***standard* and *adapted* CIELAB**
*LAB*LAB* 47.72 0.0 0.0
*LAB*LABa* 47.72 0.0 0.0
*LAB*TCHa* 50.0 0.01 –
relative* CIELAB *lab*
*lab*lab* 0.5 0.0 0.0
*lab*tch* 0.5 0.0 –
*lab*nch* 0.5 0.0 –
***relative* Natural Colour (NC)**
*lab*lrj* 0.5 0.0 0.0
*lab*tce* 0.5 0.0 –
*lab*ncE* 0.5 0.0 –

***relative* Inform. Technology (IT)**
*olvi3** 0.0 0.0 0.5 (1.0)
*cmyn3** 1.0 1.0 0.5 (0.0)
*olvi4** 0.5 0.5 1.0 0.5
*cmyn4** 0.5 0.5 0.0 0.5
***standard* and *adapted* CIELAB**
*LAB*LAB* 15.21 38.02 −51.78
*LAB*LABa* 15.21 38.02 −51.78
*LAB*TCHa* 25.01 64.25 306.29
relative* CIELAB *lab*
*lab*lab* 0.159 0.296 −0.402
*lab*tch* 0.25 0.5 0.851
*lab*nch* 0.5 0.5 0.851
***relative* Natural Colour (NC)**
*lab*lrj* 0.159 0.23 −0.443
*lab*tce* 0.25 0.5 0.826
*lab*ncE* 0.5 0.5 b30r

***relative* Inform. Technology (IT)**
*olvi3** 0.0 0.0 0.0 (1.0)
*cmyn3** 1.0 1.0 1.0 (0.0)
*olvi4** 1.0 1.0 1.0 0.0
*cmyn4** 0.0 0.0 0.0 1.0
***standard* and *adapted* CIELAB**
*LAB*LAB* 0.03 0.0 0.0
*LAB*LABa* 0.03 0.0 0.0
*LAB*TCHa* 0.01 0.01 –
relative* CIELAB *lab*
*lab*lab* 0.0 0.0 0.0
*lab*tch* 0.0 0.0 –
*lab*nch* 1.0 0.0 –
***relative* Natural Colour (NC)**
*lab*lrj* 0.0 0.0 0.0
*lab*tce* 0.0 0.0 –
*lab*ncE* 1.0 0.0 –

*n** = 0,00
Schwarzheit *n**
0,25 0,50 *n** = 0,50 0,75 1,00
relative Buntheit *c**
*n** = 1,0

Ausgabe: Farbmetrisches Fernseh-Licht-System TLS70

für Buntton *h = lab*h = 294/360 = 0.816***
lab*tch* und *lab*nch

D65: Buntton V
LCH*Ma: 72 39 294
olv*Ma: 0.0 0.0 1.0

Dreiecks-Helligkeit *t**

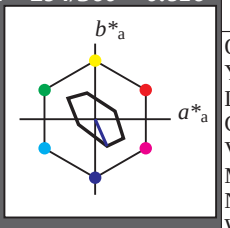

%Umfang
u*rel = 16
%Regularität
g*H,rel = 34
g*C,rel = 51

TLS70; adaptierte CIELAB-Daten

	$L^*=L^*_a$	a^*_a	b^*_a	$C^*_{ab,a}$	$h^*_{ab,a}$
O_{Ma}	76.43	26.27	10.57	28.32	22
Y_{Ma}	93.93	−10.76	34.63	36.27	107
L_{Ma}	89.32	−35.8	27.64	45.24	142
C_{Ma}	90.93	−21.95	−7.07	23.07	198
V_{Ma}	72.1	15.76	−35.63	38.97	294
M_{Ma}	78.5	37.52	−25.23	45.22	326
N_{Ma}	69.7	0.0	0.0	0.0	0
W_{Ma}	95.41	0.0	0.0	0.0	0
R_{CIE}	39.92	58.74	27.99	65.07	25
J_{CIE}	81.26	−2.88	71.56	71.62	92
G_{CIE}	52.23	−42.41	13.6	44.55	162
B_{CIE}	30.57	1.41	−46.46	46.49	272

***relative* Inform. Technology (IT)**
*olvi3** 1.0 1.0 1.0 (1.0)
*cmyn3** 0.0 0.0 0.0 (0.0)
*olvi4** 1.0 1.0 1.0 1.0
*cmyn4** 0.0 0.0 0.0 0.0
***standard* and *adapted* CIELAB**
*LAB*LAB* 95.41 0.0 0.0
*LAB*LABa* 95.41 0.0 0.0
*LAB*TCHa* 99.99 0.0 –
relative* CIELAB *lab*
*lab*lab* 1.0 0.0 0.0
*lab*tch* 1.0 0.0 –
*lab*nch* 0.0 0.0 –
***relative* Natural Colour (NC)**
*lab*lrj* 1.0 0.0 0.0
*lab*tce* 1.0 0.0 –
*lab*ncE* 0.0 0.0 –

***relative* Inform. Technology (IT)**
*olvi3** 0.5 0.5 1.0 (1.0)
*cmyn3** 0.5 0.5 0.0 (0.0)
*olvi4** 0.5 0.5 1.0 1.0
*cmyn4** 0.5 0.5 0.0 0.0
***standard* and *adapted* CIELAB**
*LAB*LAB* 83.75 7.88 −17.81
*LAB*LABa* 83.75 7.88 −17.81
*LAB*TCHa* 75.0 19.48 293.86
relative* CIELAB *lab*
*lab*lab* 0.547 0.202 −0.456
*lab*tch* 0.75 0.5 0.816
*lab*nch* 0.0 0.5 0.816
***relative* Natural Colour (NC)**
*lab*lrj* 0.547 0.15 −0.476
*lab*tce* 0.75 0.5 0.799
*lab*ncE* 0.0 0.5 b19r

***relative* Inform. Technology (IT)**
*olvi3** 0.0 0.0 1.0 (1.0)
*cmyn3** 1.0 1.0 0.0 (0.0)
*olvi4** 0.0 0.0 1.0 1.0
*cmyn4** 1.0 1.0 0.0 0.0
***standard* and *adapted* CIELAB**
*LAB*LAB* 72.1 15.76 −35.62
*LAB*LABa* 72.1 15.76 −35.62
*LAB*TCHa* 50.0 38.96 293.86
relative* CIELAB *lab*
*lab*lab* 0.093 0.404 −0.913
*lab*tch* 0.5 1.0 0.816
*lab*nch* 0.0 1.0 0.816
***relative* Natural Colour (NC)**
*lab*lrj* 0.093 0.301 −0.953
*lab*tce* 0.5 1.0 0.799
*lab*ncE* 0.0 1.0 b19r

***relative* Inform. Technology (IT)**
*olvi3** 0.5 0.5 0.5 (1.0)
*cmyn3** 0.5 0.5 0.5 (0.0)
*olvi4** 1.0 1.0 1.0 0.5
*cmyn4** 0.0 0.0 0.0 0.5
***standard* and *adapted* CIELAB**
*LAB*LAB* 82.56 0.0 0.0
*LAB*LABa* 82.56 0.0 0.0
*LAB*TCHa* 50.0 0.0 –
relative* CIELAB *lab*
*lab*lab* 0.5 0.0 0.0
*lab*tch* 0.5 0.0 –
*lab*nch* 0.5 0.0 –
***relative* Natural Colour (NC)**
*lab*lrj* 0.5 0.0 0.0
*lab*tce* 0.5 0.0 –
*lab*ncE* 0.5 0.0 –

***relative* Inform. Technology (IT)**
*olvi3** 0.0 0.0 0.5 (1.0)
*cmyn3** 1.0 1.0 0.5 (0.0)
*olvi4** 0.5 0.5 1.0 0.5
*cmyn4** 0.5 0.5 0.0 0.5
***standard* and *adapted* CIELAB**
*LAB*LAB* 70.9 7.88 −17.81
*LAB*LABa* 70.9 7.88 −17.81
*LAB*TCHa* 25.01 19.48 293.86
relative* CIELAB *lab*
*lab*lab* 0.047 0.202 −0.456
*lab*tch* 0.25 0.5 0.816
*lab*nch* 0.5 0.5 0.816
***relative* Natural Colour (NC)**
*lab*lrj* 0.047 0.15 −0.476
*lab*tce* 0.25 0.5 0.799
*lab*ncE* 0.5 0.5 b19r

***relative* Inform. Technology (IT)**
*olvi3** 0.0 0.0 0.0 (1.0)
*cmyn3** 1.0 1.0 1.0 (0.0)
*olvi4** 1.0 1.0 1.0 0.0
*cmyn4** 0.0 0.0 0.0 1.0
***standard* and *adapted* CIELAB**
*LAB*LAB* 69.7 0.0 0.0
*LAB*LABa* 69.7 0.0 0.0
*LAB*TCHa* 0.01 0.0 –
relative* CIELAB *lab*
*lab*lab* 0.0 0.0 0.0
*lab*tch* 0.0 0.0 –
*lab*nch* 1.0 0.0 –
***relative* Natural Colour (NC)**
*lab*lrj* 0.0 0.0 0.0
*lab*tce* 0.0 0.0 –
*lab*ncE* 1.0 0.0 –

*n** = 0,00
Schwarzheit *n**
0,25 0,50 *n** = 0,50 0,75 1,00
relative Buntheit *c**
*n** = 1,0

OG130−7, 3 stufige Reihen für konstanten CIELAB Buntton 306/360 = 0.851 (links)
3 stufige Reihen für konstanten CIELAB Buntton 294/360 = 0.816 (rechts)

BAM-Prüfvorlage OG13; Farbmetrik-Systeme TLS00 & TLS70 input: *cmy0* setcmykcolor*
D65: 2 Koordinatendaten von 3stufigen Farbreihen für 10 Bunttöne output: *cmy0* / 000n* setcmykcolor*

Siehe ähnliche Dateien: http://www.ps.bam.de/OG13/
Technische Information: http://www.ps.bam.de Version 2.1, io=0,0, CIELAB

BAM-Registrierung: 20060101-OG13/10S/S13G04FP.PS/.PDF BAM-Material: Code=rha4ta
Anwendung für Beurteilung und Messung von Drucker– oder Monitorsystemen
/OG13/ Form: 5/10. Serie: 1/1, Seite: 5 Seitenz hlung 5

Eingabe: Farbmetrisches Fernseh-Licht-System TLS00

für Buntton *h = lab*h = 328/360 = 0.912**
lab*tch* und *lab*nch

D65: Buntton M
LCH*Ma: 57 111 328
olv*Ma: 1.0 0.0 1.0

Dreiecks-Helligkeit *t**

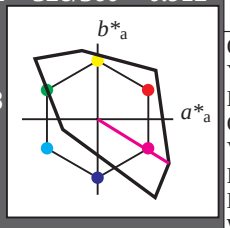

%Umfang
u^*_{rel} = 158
%Regularität
$g^*_{H,rel}$ = 20
$g^*_{C,rel}$ = 37

TLS00; adaptierte CIELAB-Daten

	$L^*=L^*_a$	a^*_a	b^*_a	$C^*_{ab,a}$	$h^*_{ab,a}$
O_{Ma}	50.5	76.92	64.55	100.42	40
Y_{Ma}	92.66	−20.69	90.75	93.08	103
L_{Ma}	83.63	−82.75	79.9	115.04	136
C_{Ma}	86.88	−46.16	−13.55	48.12	196
V_{Ma}	30.39	76.06	−103.59	128.52	306
M_{Ma}	57.3	94.35	−58.41	110.97	328
N_{Ma}	0.01	0.0	0.0	0.0	0
W_{Ma}	95.41	0.0	0.0	0.0	0
R_{CIE}	39.92	58.74	27.99	65.07	25
J_{CIE}	81.26	−2.88	71.56	71.62	92
G_{CIE}	52.23	−42.41	13.6	44.55	162
B_{CIE}	30.57	1.41	−46.46	46.49	272

***relative* Inform. Technology (IT)**
*olvi3** 1.0 1.0 1.0 (1.0)
*cmyn3** 0.0 0.0 0.0 (0.0)
*olvi4** 1.0 1.0 1.0 1.0
*cmyn4** 0.0 0.0 0.0 0.0
***standard* and *adapted* CIELAB**
*LAB*LAB* 95.41 0.0 0.0
*LAB*LABa* 95.41 0.0 0.0
*LAB*TCHa* 99.99 0.01 –
relative* CIELAB *lab*
*lab*lab* 1.0 0.0 0.0
*lab*tch* 1.0 0.0 –
*lab*nch* 0.0 0.0 –
***relative* Natural Colour (NC)**
*lab*lrj* 1.0 0.0 0.0
*lab*tce* 1.0 0.0 –
*lab*ncE* 0.0 0.0 –

***relative* Inform. Technology (IT)**
*olvi3** 0.5 0.5 0.5 (1.0)
*cmyn3** 0.5 0.5 0.5 (0.0)
*olvi4** 1.0 1.0 1.0 0.5
*cmyn4** 0.0 0.0 0.0 0.5
***standard* and *adapted* CIELAB**
*LAB*LAB* 47.72 0.0 0.0
*LAB*LABa* 47.72 0.0 0.0
*LAB*TCHa* 50.0 0.01 –
relative* CIELAB *lab*
*lab*lab* 0.5 0.0 0.0
*lab*tch* 0.5 0.0 –
*lab*nch* 0.5 0.0 –
***relative* Natural Colour (NC)**
*lab*lrj* 0.5 0.0 0.0
*lab*tce* 0.5 0.0 –
*lab*ncE* 0.5 0.0 –

***relative* Inform. Technology (IT)**
*olvi3** 0.0 0.0 0.0 (1.0)
*cmyn3** 1.0 1.0 1.0 (0.0)
*olvi4** 1.0 1.0 1.0 0.0
*cmyn4** 0.0 0.0 0.0 1.0
***standard* and *adapted* CIELAB**
*LAB*LAB* 0.03 0.0 0.0
*LAB*LABa* 0.03 0.0 0.0
*LAB*TCHa* 0.01 0.01 –
relative* CIELAB *lab*
*lab*lab* 0.0 0.0 0.0
*lab*tch* 0.0 0.0 –
*lab*nch* 1.0 0.0 –
***relative* Natural Colour (NC)**
*lab*lrj* 0.0 0.0 0.0
*lab*tce* 0.0 0.0 –
*lab*ncE* 1.0 0.0 –

***n** = 1,0*

***relative* Inform. Technology (IT)**
*olvi3** 1.0 0.5 1.0 (1.0)
*cmyn3** 0.0 0.5 0.0 (0.0)
*olvi4** 1.0 0.5 1.0 1.0
*cmyn4** 0.0 0.5 0.0 0.0
***standard* and *adapted* CIELAB**
*LAB*LAB* 76.35 47.17 −29.19
*LAB*LABa* 76.35 47.17 −29.19
*LAB*TCHa* 75.0 55.47 328.23
relative* CIELAB *lab*
*lab*lab* 0.8 0.425 −0.262
*lab*tch* 0.75 0.5 0.912
*lab*nch* 0.0 0.5 0.912
***relative* Natural Colour (NC)**
*lab*lrj* 0.8 0.352 −0.354
*lab*tce* 0.75 0.5 0.874
*lab*ncE* 0.0 0.5 b49r

***relative* Inform. Technology (IT)**
*olvi3** 0.5 0.0 0.5 (1.0)
*cmyn3** 0.5 1.0 0.5 (0.0)
*olvi4** 1.0 0.5 1.0 0.5
*cmyn4** 0.0 0.5 0.0 0.5
***standard* and *adapted* CIELAB**
*LAB*LAB* 28.66 47.17 −29.19
*LAB*LABa* 28.66 47.17 −29.19
*LAB*TCHa* 25.01 55.47 328.23
relative* CIELAB *lab*
*lab*lab* 0.3 0.425 −0.262
*lab*tch* 0.25 0.5 0.912
*lab*nch* 0.5 0.5 0.912
***relative* Natural Colour (NC)**
*lab*lrj* 0.3 0.352 −0.354
*lab*tce* 0.25 0.5 0.874
*lab*ncE* 0.5 0.5 b49r

***relative* Inform. Technology (IT)**
*olvi3** 1.0 0.0 1.0 (1.0)
*cmyn3** 0.0 1.0 0.0 (0.0)
*olvi4** 1.0 0.0 1.0 1.0
*cmyn4** 0.0 1.0 0.0 0.0
***standard* and *adapted* CIELAB**
*LAB*LAB* 57.3 94.33 −58.4
*LAB*LABa* 57.3 94.33 −58.4
*LAB*TCHa* 50.0 110.95 328.23
relative* CIELAB *lab*
*lab*lab* 0.601 0.85 −0.525
*lab*tch* 0.5 1.0 0.912
*lab*nch* 0.0 1.0 0.912
***relative* Natural Colour (NC)**
*lab*lrj* 0.601 0.703 −0.71
*lab*tce* 0.5 1.0 0.874
*lab*ncE* 0.0 1.0 b49r

***n** = 0,00*

Schwarzheit *n**

0,25 0,50 ***n** = 0,50* 0,75 1,00

relative Buntheit *c**

OG130−7, 3 stufige Reihen für konstanten CIELAB Buntton 328/360 = 0.912 (links)

Ausgabe: Farbmetrisches Fernseh-Licht-System TLS70

für Buntton *h = lab*h = 326/360 = 0.906**
lab*tch* und *lab*nch

D65: Buntton M
LCH*Ma: 79 45 326
olv*Ma: 1.0 0.0 1.0

Dreiecks-Helligkeit *t**

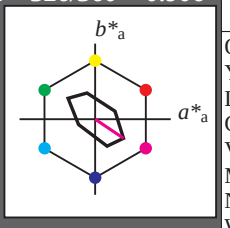

%Umfang
u^*_{rel} = 16
%Regularität
$g^*_{H,rel}$ = 34
$g^*_{C,rel}$ = 51

TLS70; adaptierte CIELAB-Daten

	$L^*=L^*_a$	a^*_a	b^*_a	$C^*_{ab,a}$	$h^*_{ab,a}$
O_{Ma}	76.43	26.27	10.57	28.32	22
Y_{Ma}	93.93	−10.76	34.63	36.27	107
L_{Ma}	89.32	−35.8	27.64	45.24	142
C_{Ma}	90.93	−21.95	−7.07	23.07	198
V_{Ma}	72.1	15.76	−35.63	38.97	294
M_{Ma}	78.5	37.52	−25.23	45.22	326
N_{Ma}	69.7	0.0	0.0	0.0	0
W_{Ma}	95.41	0.0	0.0	0.0	0
R_{CIE}	39.92	58.74	27.99	65.07	25
J_{CIE}	81.26	−2.88	71.56	71.62	92
G_{CIE}	52.23	−42.41	13.6	44.55	162
B_{CIE}	30.57	1.41	−46.46	46.49	272

***relative* Inform. Technology (IT)**
*olvi3** 1.0 1.0 1.0 (1.0)
*cmyn3** 0.0 0.0 0.0 (0.0)
*olvi4** 1.0 1.0 1.0 1.0
*cmyn4** 0.0 0.0 0.0 0.0
***standard* and *adapted* CIELAB**
*LAB*LAB* 95.41 0.0 0.0
*LAB*LABa* 95.41 0.0 0.0
*LAB*TCHa* 99.99 0.0 –
relative* CIELAB *lab*
*lab*lab* 1.0 0.0 0.0
*lab*tch* 1.0 0.0 –
*lab*nch* 0.0 0.0 –
***relative* Natural Colour (NC)**
*lab*lrj* 1.0 0.0 0.0
*lab*tce* 1.0 0.0 –
*lab*ncE* 0.0 0.0 –

***relative* Inform. Technology (IT)**
*olvi3** 0.5 0.5 0.5 (1.0)
*cmyn3** 0.5 0.5 0.5 (0.0)
*olvi4** 1.0 1.0 1.0 0.5
*cmyn4** 0.0 0.0 0.0 0.5
***standard* and *adapted* CIELAB**
*LAB*LAB* 82.56 0.0 0.0
*LAB*LABa* 82.56 0.0 0.0
*LAB*TCHa* 50.0 0.0 –
relative* CIELAB *lab*
*lab*lab* 0.5 0.0 0.0
*lab*tch* 0.5 0.0 –
*lab*nch* 0.5 0.0 –
***relative* Natural Colour (NC)**
*lab*lrj* 0.5 0.0 0.0
*lab*tce* 0.5 0.0 –
*lab*ncE* 0.5 0.0 –

***relative* Inform. Technology (IT)**
*olvi3** 0.0 0.0 0.0 (1.0)
*cmyn3** 1.0 1.0 1.0 (0.0)
*olvi4** 1.0 1.0 1.0 0.0
*cmyn4** 0.0 0.0 0.0 1.0
***standard* and *adapted* CIELAB**
*LAB*LAB* 69.7 0.0 0.0
*LAB*LABa* 69.7 0.0 0.0
*LAB*TCHa* 0.01 0.0 –
relative* CIELAB *lab*
*lab*lab* 0.0 0.0 0.0
*lab*tch* 0.0 0.0 –
*lab*nch* 1.0 0.0 –
***relative* Natural Colour (NC)**
*lab*lrj* 0.0 0.0 0.0
*lab*tce* 0.0 0.0 –
*lab*ncE* 1.0 0.0 –

***n** = 1,0*

***relative* Inform. Technology (IT)**
*olvi3** 1.0 0.5 1.0 (1.0)
*cmyn3** 0.0 0.5 0.0 (0.0)
*olvi4** 1.0 0.5 1.0 1.0
*cmyn4** 0.0 0.5 0.0 0.0
***standard* and *adapted* CIELAB**
*LAB*LAB* 86.95 18.76 −12.61
*LAB*LABa* 86.95 18.76 −12.61
*LAB*TCHa* 75.0 22.61 326.07
relative* CIELAB *lab*
*lab*lab* 0.671 0.415 −0.278
*lab*tch* 0.75 0.5 0.906
*lab*nch* 0.0 0.5 0.906
***relative* Natural Colour (NC)**
*lab*lrj* 0.671 0.341 −0.365
*lab*tce* 0.75 0.5 0.869
*lab*ncE* 0.0 0.5 b47r

***relative* Inform. Technology (IT)**
*olvi3** 0.5 0.0 0.5 (1.0)
*cmyn3** 0.5 1.0 0.5 (0.0)
*olvi4** 1.0 0.5 1.0 0.5
*cmyn4** 0.0 0.5 0.0 0.5
***standard* and *adapted* CIELAB**
*LAB*LAB* 74.1 18.76 −12.61
*LAB*LABa* 74.1 18.76 −12.61
*LAB*TCHa* 25.01 22.61 326.07
relative* CIELAB *lab*
*lab*lab* 0.171 0.415 −0.278
*lab*tch* 0.25 0.5 0.906
*lab*nch* 0.5 0.5 0.906
***relative* Natural Colour (NC)**
*lab*lrj* 0.171 0.341 −0.365
*lab*tce* 0.25 0.5 0.869
*lab*ncE* 0.5 0.5 b47r

***relative* Inform. Technology (IT)**
*olvi3** 1.0 0.0 1.0 (1.0)
*cmyn3** 0.0 1.0 0.0 (0.0)
*olvi4** 1.0 0.0 1.0 1.0
*cmyn4** 0.0 1.0 0.0 0.0
***standard* and *adapted* CIELAB**
*LAB*LAB* 78.5 37.51 −25.22
*LAB*LABa* 78.5 37.51 −25.22
*LAB*TCHa* 50.0 45.21 326.07
relative* CIELAB *lab*
*lab*lab* 0.342 0.83 −0.557
*lab*tch* 0.5 1.0 0.906
*lab*nch* 0.0 1.0 0.906
***relative* Natural Colour (NC)**
*lab*lrj* 0.342 0.682 −0.73
*lab*tce* 0.5 1.0 0.869
*lab*ncE* 0.0 1.0 b47r

***n** = 0,00*

Schwarzheit *n**

0,25 0,50 ***n** = 0,50* 0,75 1,00

relative Buntheit *c**

3 stufige Reihen für konstanten CIELAB Buntton 326/360 = 0.906 (rechts)

Siehe ähnliche Dateien: http://www.ps.bam.de/OG13/
Technische Information: http://www.ps.bam.de Version 2.1, io=0,0, CIELAB

BAM-Registrierung: 20060101-OG13/10S/S13G05FP.PS/.PDF BAM-Material: Code=rha4ta
Anwendung für Beurteilung und Messung von Drucker– oder Monitorsystemen
/OG13/ Form: 6/10. Serie: 1/1, Seite: 6 Seitenz hlung 6

Eingabe: Farbmetrisches Fernseh-Licht-System TLS00

für Buntton *h = lab*h = 25/360 = 0.071**
lab*tch* und *lab*nch

D65: Buntton R
LCH*Ma: 52 89 25
olv*Ma: 1.0 0.0 0.21

Dreiecks-Helligkeit *t**

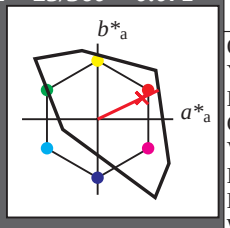

%Umfang
u*rel = 158
%Regularität
g*H,rel = 20
g*C,rel = 37

TLS00; adaptierte CIELAB-Daten

	L*=L*a	a*a	b*a	C*ab,a	h*ab,a
OMa	50.5	76.92	64.55	100.42	40
YMa	92.66	−20.69	90.75	93.08	103
LMa	83.63	−82.75	79.9	115.04	136
CMa	86.88	−46.16	−13.55	48.12	196
VMa	30.39	76.06	−103.59	128.52	306
MMa	57.3	94.35	−58.41	110.97	328
NMa	0.01	0.0	0.0	0.0	0
WMa	95.41	0.0	0.0	0.0	0
RCIE	39.92	58.74	27.99	65.07	25
JCIE	81.26	−2.88	71.56	71.62	92
GCIE	52.23	−42.41	13.6	44.55	162
BCIE	30.57	1.41	−46.46	46.49	272

***relative* Inform. Technology (IT)**
olvi3* 1.0 1.0 1.0 (1.0)
cmyn3* 0.0 0.0 0.0 (0.0)
olvi4* 1.0 1.0 1.0 1.0
cmyn4* 0.0 0.0 0.0 0.0
***standard* and *adapted* CIELAB**
LAB*LAB 95.41 0.0 0.0
LAB*LABa 95.41 0.0 0.0
LAB*TCHa 99.99 0.01 –
relative* CIELAB *lab*
lab*lab 1.0 0.0 0.0
lab*tch 1.0 0.0 –
lab*nch 0.0 0.0 –
***relative* Natural Colour (NC)**
lab*lrj 1.0 0.0 0.0
lab*tce 1.0 0.0 –
lab*ncE 0.0 0.0 –

***relative* Inform. Technology (IT)**
olvi3* 0.5 0.5 0.5 (1.0)
cmyn3* 0.5 0.5 0.5 (0.0)
olvi4* 1.0 1.0 1.0 0.5
cmyn4* 0.0 0.0 0.0 0.5
***standard* and *adapted* CIELAB**
LAB*LAB 47.72 0.0 0.0
LAB*LABa 47.72 0.0 0.0
LAB*TCHa 50.0 0.01 –
relative* CIELAB *lab*
lab*lab 0.5 0.0 0.0
lab*tch 0.5 0.0 –
lab*nch 0.5 0.0 –
***relative* Natural Colour (NC)**
lab*lrj 0.5 0.0 0.0
lab*tce 0.5 0.0 –
lab*ncE 0.5 0.0 –

***relative* Inform. Technology (IT)**
olvi3* 0.0 0.0 0.0 (1.0)
cmyn3* 1.0 1.0 1.0 (0.0)
olvi4* 1.0 1.0 1.0 0.0
cmyn4* 0.0 0.0 0.0 1.0
***standard* and *adapted* CIELAB**
LAB*LAB 0.03 0.0 0.0
LAB*LABa 0.03 0.0 0.0
LAB*TCHa 0.01 0.01 –
relative* CIELAB *lab*
lab*lab 0.0 0.0 0.0
lab*tch 0.0 0.0 –
lab*nch 1.0 0.0 –
***relative* Natural Colour (NC)**
lab*lrj 0.0 0.0 0.0
lab*tce 0.0 0.0 –
lab*ncE 1.0 0.0 –

***relative* Inform. Technology (IT)**
olvi3* 1.0 0.5 0.606 (1.0)
cmyn3* 0.0 0.5 0.394 (0.0)
olvi4* 1.0 0.5 0.606 1.0
cmyn4* 0.0 0.5 0.394 0.0
***standard* and *adapted* CIELAB**
LAB*LAB 73.67 40.3 19.2
LAB*LABa 73.67 40.3 19.2
LAB*TCHa 75.0 44.64 25.47
relative* CIELAB *lab*
lab*lab 0.772 0.451 0.215
lab*tch 0.75 0.5 0.071
lab*nch 0.0 0.5 0.071
***relative* Natural Colour (NC)**
lab*lrj 0.772 0.5 0.0
lab*tce 0.75 0.5 1.0
lab*ncE 0.0 0.5 b99r

***relative* Inform. Technology (IT)**
olvi3* 0.5 0.0 0.106 (1.0)
cmyn3* 0.5 1.0 0.894 (0.0)
olvi4* 1.0 0.5 0.606 0.5
cmyn4* 0.0 0.5 0.394 0.5
***standard* and *adapted* CIELAB**
LAB*LAB 25.98 40.3 19.21
LAB*LABa 25.98 40.3 19.21
LAB*TCHa 25.01 44.65 25.49
relative* CIELAB *lab*
lab*lab 0.272 0.451 0.215
lab*tch 0.25 0.5 0.071
lab*nch 0.5 0.5 0.071
***relative* Natural Colour (NC)**
lab*lrj 0.272 0.5 0.0
lab*tce 0.25 0.5 0.0
lab*ncE 0.5 0.5 r00j

***relative* Inform. Technology (IT)**
olvi3* 1.0 0.0 0.213 (1.0)
cmyn3* 0.0 1.0 0.787 (0.0)
olvi4* 1.0 0.0 0.213 1.0
cmyn4* 0.0 1.0 0.787 0.0
***standard* and *adapted* CIELAB**
LAB*LAB 51.94 80.61 38.42
LAB*LABa 51.94 80.61 38.42
LAB*TCHa 50.0 89.29 25.48
relative* CIELAB *lab*
lab*lab 0.544 0.903 0.43
lab*tch 0.5 1.0 0.071
lab*nch 0.0 1.0 0.071
***relative* Natural Colour (NC)**
lab*lrj 0.544 1.0 0.0
lab*tce 0.5 1.0 0.0
lab*ncE 0.0 1.0 r00j

n* = 0,00
Schwarzheit *n**
n* = 0,50
n* = 1,0
0,25 0,50 0,75 1,00
relative Buntheit *c**

OG130−7, 3 stufige Reihen für konstanten CIELAB Buntton 25/360 = 0.071 (links)

Ausgabe: Farbmetrisches Fernseh-Licht-System TLS70

für Buntton *h = lab*h = 25/360 = 0.071**
lab*tch* und *lab*nch

D65: Buntton R
LCH*Ma: 77 27 25
olv*Ma: 1.0 0.05 0.0

Dreiecks-Helligkeit *t**

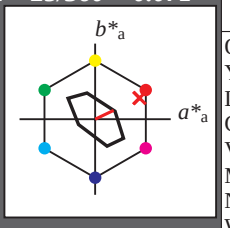

%Umfang
u*rel = 16
%Regularität
g*H,rel = 34
g*C,rel = 51

TLS70; adaptierte CIELAB-Daten

	L*=L*a	a*a	b*a	C*ab,a	h*ab,a
OMa	76.43	26.27	10.57	28.32	22
YMa	93.93	−10.76	34.63	36.27	107
LMa	89.32	−35.8	27.64	45.24	142
CMa	90.93	−21.95	−7.07	23.07	198
VMa	72.1	15.76	−35.63	38.97	294
MMa	78.5	37.52	−25.23	45.22	326
NMa	69.7	0.0	0.0	0.0	0
WMa	95.41	0.0	0.0	0.0	0
RCIE	39.92	58.74	27.99	65.07	25
JCIE	81.26	−2.88	71.56	71.62	92
GCIE	52.23	−42.41	13.6	44.55	162
BCIE	30.57	1.41	−46.46	46.49	272

***relative* Inform. Technology (IT)**
olvi3* 1.0 1.0 1.0 (1.0)
cmyn3* 0.0 0.0 0.0 (0.0)
olvi4* 1.0 1.0 1.0 1.0
cmyn4* 0.0 0.0 0.0 0.0
***standard* and *adapted* CIELAB**
LAB*LAB 95.41 0.0 0.0
LAB*LABa 95.41 0.0 0.0
LAB*TCHa 99.99 0.0 –
relative* CIELAB *lab*
lab*lab 1.0 0.0 0.0
lab*tch 1.0 0.0 –
lab*nch 0.0 0.0 –
***relative* Natural Colour (NC)**
lab*lrj 1.0 0.0 0.0
lab*tce 1.0 0.0 –
lab*ncE 0.0 0.0 –

***relative* Inform. Technology (IT)**
olvi3* 0.5 0.5 0.5 (1.0)
cmyn3* 0.5 0.5 0.5 (0.0)
olvi4* 1.0 1.0 1.0 0.5
cmyn4* 0.0 0.0 0.0 0.5
***standard* and *adapted* CIELAB**
LAB*LAB 82.56 0.0 0.0
LAB*LABa 82.56 0.0 0.0
LAB*TCHa 50.0 0.0 –
relative* CIELAB *lab*
lab*lab 0.5 0.0 0.0
lab*tch 0.5 0.0 –
lab*nch 0.5 0.0 –
***relative* Natural Colour (NC)**
lab*lrj 0.5 0.0 0.0
lab*tce 0.5 0.0 –
lab*ncE 0.5 0.0 –

***relative* Inform. Technology (IT)**
olvi3* 0.0 0.0 0.0 (1.0)
cmyn3* 1.0 1.0 1.0 (0.0)
olvi4* 1.0 1.0 1.0 0.0
cmyn4* 0.0 0.0 0.0 1.0
***standard* and *adapted* CIELAB**
LAB*LAB 69.7 0.0 0.0
LAB*LABa 69.7 0.0 0.0
LAB*TCHa 0.01 0.0 –
relative* CIELAB *lab*
lab*lab 0.0 0.0 0.0
lab*tch 0.0 0.0 –
lab*nch 1.0 0.0 –
***relative* Natural Colour (NC)**
lab*lrj 0.0 0.0 0.0
lab*tce 0.0 0.0 –
lab*ncE 1.0 0.0 –

***relative* Inform. Technology (IT)**
olvi3* 1.0 0.523 0.5 (1.0)
cmyn3* 0.0 0.477 0.5 (0.0)
olvi4* 1.0 0.523 0.5 1.0
cmyn4* 0.0 0.477 0.5 0.0
***standard* and *adapted* CIELAB**
LAB*LAB 86.33 12.27 5.85
LAB*LABa 86.33 12.27 5.85
LAB*TCHa 75.0 13.59 25.48
relative* CIELAB *lab*
lab*lab 0.647 0.451 0.215
lab*tch 0.75 0.5 0.071
lab*nch 0.0 0.5 0.071
***relative* Natural Colour (NC)**
lab*lrj 0.647 0.5 0.0
lab*tce 0.75 0.5 0.0
lab*ncE 0.0 0.5 r00j

***relative* Inform. Technology (IT)**
olvi3* 0.5 0.023 0.0 (1.0)
cmyn3* 0.5 0.977 1.0 (0.0)
olvi4* 1.0 0.523 0.5 0.5
cmyn4* 0.0 0.477 0.5 0.5
***standard* and *adapted* CIELAB**
LAB*LAB 73.47 12.27 5.84
LAB*LABa 73.47 12.27 5.84
LAB*TCHa 25.01 13.59 25.46
relative* CIELAB *lab*
lab*lab 0.147 0.451 0.215
lab*tch 0.25 0.5 0.071
lab*nch 0.5 0.5 0.071
***relative* Natural Colour (NC)**
lab*lrj 0.147 0.5 0.0
lab*tce 0.25 0.5 1.0
lab*ncE 0.5 0.5 b99r

***relative* Inform. Technology (IT)**
olvi3* 1.0 0.047 0.0 (1.0)
cmyn3* 0.0 0.953 1.0 (0.0)
olvi4* 1.0 0.047 0.0 1.0
cmyn4* 0.0 0.953 1.0 0.0
***standard* and *adapted* CIELAB**
LAB*LAB 77.25 24.54 11.69
LAB*LABa 77.25 24.54 11.69
LAB*TCHa 50.0 27.18 25.47
relative* CIELAB *lab*
lab*lab 0.294 0.903 0.43
lab*tch 0.5 1.0 0.071
lab*nch 0.0 1.0 0.071
***relative* Natural Colour (NC)**
lab*lrj 0.294 1.0 0.0
lab*tce 0.5 1.0 1.0
lab*ncE 0.0 1.0 b99r

n* = 0,00
Schwarzheit *n**
n* = 0,50
n* = 1,0
0,25 0,50 0,75 1,00
relative Buntheit *c**

3 stufige Reihen für konstanten CIELAB Buntton 25/360 = 0.071 (rechts)

Siehe ähnliche Dateien: http://www.ps.bam.de/OG13/
Technische Information: http://www.ps.bam.de Version 2.1, io=0,0, CIELAB

BAM-Registrierung: 20060101-OG13/10S/S13G06FP.PS/.PDF BAM-Material: Code=rha4ta
Anwendung für Beurteilung und Messung von Drucker− oder Monitorsystemen
/OG13/ Forms: 7/10. Serie: 1/1, Seite: 7 Seitenz hlung 7

Eingabe: Farbmetrisches Fernseh-Licht-System TLS00

für Buntton $h^* = lab^*h = 92/360 = 0.256$
lab^*tch und lab^*nch

D65: Buntton J
LCH*Ma: 85 86 92
olv*Ma: 1.0 0.82 0.0

Dreiecks-Helligkeit t^*

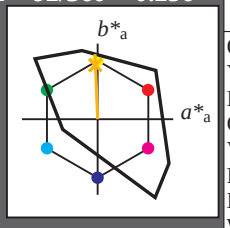

%Umfang
u^*_{rel} = 158
%Regularität
$g^*_{H,rel}$ = 20
$g^*_{C,rel}$ = 37

TLS00; adaptierte CIELAB-Daten

	$L^*=L^*_a$	a^*_a	b^*_a	$C^*_{ab,a}$	$h^*_{ab,a}$
O_{Ma}	50.5	76.92	64.55	100.42	40
Y_{Ma}	92.66	−20.69	90.75	93.08	103
L_{Ma}	83.63	−82.75	79.9	115.04	136
C_{Ma}	86.88	−46.16	−13.55	48.12	196
V_{Ma}	30.39	76.06	−103.59	128.52	306
M_{Ma}	57.3	94.35	−58.41	110.97	328
N_{Ma}	0.01	0.0	0.0	0.0	0
W_{Ma}	95.41	0.0	0.0	0.0	0
R_{CIE}	39.92	58.74	27.99	65.07	25
J_{CIE}	81.26	−2.88	71.56	71.62	92
G_{CIE}	52.23	−42.41	13.6	44.55	162
B_{CIE}	30.57	1.41	−46.46	46.49	272

relative Inform. Technology (IT)
olvi3* 1.0 1.0 1.0 (1.0)
cmyn3* 0.0 0.0 0.0 (0.0)
olvi4* 1.0 1.0 1.0 1.0
cmyn4* 0.0 0.0 0.0 0.0
standard and adapted CIELAB
LAB*LAB 95.41 0.0 0.0
LAB*LABa 95.41 0.0 0.0
LAB*TCHa 99.99 0.01 –
relative CIELAB lab*
lab*lab 1.0 0.0 0.0
lab*tch 1.0 0.0 –
lab*nch 0.0 0.0 –
relative Natural Colour (NC)
lab*lrj 1.0 0.0 0.0
lab*tce 1.0 0.0 –
lab*ncE 0.0 0.0 –

relative Inform. Technology (IT)
olvi3* 0.5 0.5 0.5 (1.0)
cmyn3* 0.5 0.5 0.5 (0.0)
olvi4* 1.0 1.0 1.0 0.5
cmyn4* 0.0 0.0 0.0 0.5
standard and adapted CIELAB
LAB*LAB 47.72 0.0 0.0
LAB*LABa 47.72 0.0 0.0
LAB*TCHa 50.0 0.01 –
relative CIELAB lab*
lab*lab 0.5 0.0 0.0
lab*tch 0.5 0.0 –
lab*nch 0.5 0.0 –
relative Natural Colour (NC)
lab*lrj 0.5 0.0 0.0
lab*tce 0.5 0.0 –
lab*ncE 0.5 0.0 –

relative Inform. Technology (IT)
olvi3* 0.0 0.0 0.0 (1.0)
cmyn3* 1.0 1.0 1.0 (0.0)
olvi4* 1.0 1.0 1.0 0.0
cmyn4* 0.0 0.0 0.0 1.0
standard and adapted CIELAB
LAB*LAB 0.03 0.0 0.0
LAB*LABa 0.03 0.0 0.0
LAB*TCHa 0.01 0.01 –
relative CIELAB lab*
lab*lab 0.0 0.0 0.0
lab*tch 0.0 0.0 –
lab*nch 1.0 0.0 –
relative Natural Colour (NC)
lab*lrj 0.0 0.0 0.0
lab*tce 0.0 0.0 –
lab*ncE 1.0 0.0 –

$n^* = 1,0$

relative Inform. Technology (IT)
olvi3* 1.0 0.912 0.5 (1.0)
cmyn3* 0.0 0.088 0.5 (0.0)
olvi4* 1.0 0.912 0.5 1.0
cmyn4* 0.0 0.088 0.5 0.0
standard and adapted CIELAB
LAB*LAB 90.31 −1.74 43.06
LAB*LABa 90.31 −1.74 43.06
LAB*TCHa 75.0 43.09 92.32
relative CIELAB lab*
lab*lab 0.947 −0.019 0.499
lab*tch 0.75 0.5 0.256
lab*nch 0.0 0.5 0.256
relative Natural Colour (NC)
lab*lrj 0.947 0.0 0.5
lab*tce 0.75 0.5 0.25
lab*ncE 0.0 0.5 j00g

relative Inform. Technology (IT)
olvi3* 0.5 0.412 0.0 (1.0)
cmyn3* 0.5 0.588 1.0 (0.0)
olvi4* 1.0 0.912 0.5 0.5
cmyn4* 0.0 0.088 0.5 0.5
standard and adapted CIELAB
LAB*LAB 42.62 −1.73 43.05
LAB*LABa 42.62 −1.73 43.05
LAB*TCHa 25.01 43.09 92.31
relative CIELAB lab*
lab*lab 0.447 −0.019 0.499
lab*tch 0.25 0.5 0.256
lab*nch 0.5 0.5 0.256
relative Natural Colour (NC)
lab*lrj 0.447 0.0 0.5
lab*tce 0.25 0.5 0.25
lab*ncE 0.5 0.5 r99j

relative Inform. Technology (IT)
olvi3* 1.0 0.824 0.0 (1.0)
cmyn3* 0.0 0.176 1.0 (0.0)
olvi4* 1.0 0.824 0.0 1.0
cmyn4* 0.0 0.176 1.0 0.0
standard and adapted CIELAB
LAB*LAB 85.22 −3.47 86.11
LAB*LABa 85.22 −3.47 86.11
LAB*TCHa 50.0 86.18 92.32
relative CIELAB lab*
lab*lab 0.893 −0.039 0.999
lab*tch 0.5 1.0 0.256
lab*nch 0.0 1.0 0.256
relative Natural Colour (NC)
lab*lrj 0.893 0.0 1.0
lab*tce 0.5 1.0 0.25
lab*ncE 0.0 1.0 j00g

$n^* = 0,00$

Schwarzheit n^*

0,25 0,50 $n^* = 0,50$ 0,75 1,00

relative Buntheit c^*

OG130−7, 3 stufige Reihen für konstanten CIELAB Buntton 92/360 = 0.256 (links)

Ausgabe: Farbmetrisches Fernseh-Licht-System TLS70

für Buntton $h^* = lab^*h = 92/360 = 0.256$
lab^*tch und lab^*nch

D65: Buntton J
LCH*Ma: 89 28 92
olv*Ma: 1.0 0.74 0.0

Dreiecks-Helligkeit t^*

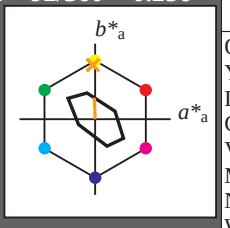

%Umfang
u^*_{rel} = 16
%Regularität
$g^*_{H,rel}$ = 34
$g^*_{C,rel}$ = 51

TLS70; adaptierte CIELAB-Daten

	$L^*=L^*_a$	a^*_a	b^*_a	$C^*_{ab,a}$	$h^*_{ab,a}$
O_{Ma}	76.43	26.27	10.57	28.32	22
Y_{Ma}	93.93	−10.76	34.63	36.27	107
L_{Ma}	89.32	−35.8	27.64	45.24	142
C_{Ma}	90.93	−21.95	−7.07	23.07	198
V_{Ma}	72.1	15.76	−35.63	38.97	294
M_{Ma}	78.5	37.52	−25.23	45.22	326
N_{Ma}	69.7	0.0	0.0	0.0	0
W_{Ma}	95.41	0.0	0.0	0.0	0
R_{CIE}	39.92	58.74	27.99	65.07	25
J_{CIE}	81.26	−2.88	71.56	71.62	92
G_{CIE}	52.23	−42.41	13.6	44.55	162
B_{CIE}	30.57	1.41	−46.46	46.49	272

relative Inform. Technology (IT)
olvi3* 1.0 1.0 1.0 (1.0)
cmyn3* 0.0 0.0 0.0 (0.0)
olvi4* 1.0 1.0 1.0 1.0
cmyn4* 0.0 0.0 0.0 0.0
standard and adapted CIELAB
LAB*LAB 95.41 0.0 0.0
LAB*LABa 95.41 0.0 0.0
LAB*TCHa 99.99 0.0 –
relative CIELAB lab*
lab*lab 1.0 0.0 0.0
lab*tch 1.0 0.0 –
lab*nch 0.0 0.0 –
relative Natural Colour (NC)
lab*lrj 1.0 0.0 0.0
lab*tce 1.0 0.0 –
lab*ncE 0.0 0.0 –

relative Inform. Technology (IT)
olvi3* 0.5 0.5 0.5 (1.0)
cmyn3* 0.5 0.5 0.5 (0.0)
olvi4* 1.0 1.0 1.0 0.5
cmyn4* 0.0 0.0 0.0 0.5
standard and adapted CIELAB
LAB*LAB 82.56 0.0 0.0
LAB*LABa 82.56 0.0 0.0
LAB*TCHa 50.0 0.0 –
relative CIELAB lab*
lab*lab 0.5 0.0 0.0
lab*tch 0.5 0.0 –
lab*nch 0.5 0.0 –
relative Natural Colour (NC)
lab*lrj 0.5 0.0 0.0
lab*tce 0.5 0.0 –
lab*ncE 0.5 0.0 –

relative Inform. Technology (IT)
olvi3* 0.0 0.0 0.0 (1.0)
cmyn3* 1.0 1.0 1.0 (0.0)
olvi4* 1.0 1.0 1.0 0.0
cmyn4* 0.0 0.0 0.0 1.0
standard and adapted CIELAB
LAB*LAB 69.7 0.0 0.0
LAB*LABa 69.7 0.0 0.0
LAB*TCHa 0.01 0.0 –
relative CIELAB lab*
lab*lab 0.0 0.0 0.0
lab*tch 0.0 0.0 –
lab*nch 1.0 0.0 –
relative Natural Colour (NC)
lab*lrj 0.0 0.0 0.0
lab*tce 0.0 0.0 –
lab*ncE 1.0 0.0 –

$n^* = 1,0$

relative Inform. Technology (IT)
olvi3* 1.0 0.87 0.5 (1.0)
cmyn3* 0.0 0.13 0.5 (0.0)
olvi4* 1.0 0.87 0.5 1.0
cmyn4* 0.0 0.13 0.5 0.0
standard and adapted CIELAB
LAB*LAB 92.4 −0.57 14.19
LAB*LABa 92.4 −0.57 14.19
LAB*TCHa 75.0 14.2 92.32
relative CIELAB lab*
lab*lab 0.883 −0.019 0.499
lab*tch 0.75 0.5 0.256
lab*nch 0.0 0.5 0.256
relative Natural Colour (NC)
lab*lrj 0.883 0.0 0.5
lab*tce 0.75 0.5 0.25
lab*ncE 0.0 0.5 j00g

relative Inform. Technology (IT)
olvi3* 0.5 0.37 0.0 (1.0)
cmyn3* 0.5 0.63 1.0 (0.0)
olvi4* 1.0 0.87 0.5 0.5
cmyn4* 0.0 0.13 0.5 0.5
standard and adapted CIELAB
LAB*LAB 79.54 −0.56 14.19
LAB*LABa 79.54 −0.56 14.19
LAB*TCHa 25.01 14.2 92.31
relative CIELAB lab*
lab*lab 0.383 −0.019 0.499
lab*tch 0.25 0.5 0.256
lab*nch 0.5 0.5 0.256
relative Natural Colour (NC)
lab*lrj 0.383 0.0 0.5
lab*tce 0.25 0.5 0.25
lab*ncE 0.5 0.5 r99j

relative Inform. Technology (IT)
olvi3* 1.0 0.74 0.0 (1.0)
cmyn3* 0.0 0.26 1.0 (0.0)
olvi4* 1.0 0.74 0.0 1.0
cmyn4* 0.0 0.26 1.0 0.0
standard and adapted CIELAB
LAB*LAB 89.38 −1.14 28.37
LAB*LABa 89.38 −1.14 28.37
LAB*TCHa 50.0 28.4 92.32
relative CIELAB lab*
lab*lab 0.766 −0.039 0.999
lab*tch 0.5 1.0 0.256
lab*nch 0.0 1.0 0.256
relative Natural Colour (NC)
lab*lrj 0.766 0.0 1.0
lab*tce 0.5 1.0 0.25
lab*ncE 0.0 1.0 j00g

$n^* = 0,00$

Schwarzheit n^*

0,25 0,50 $n^* = 0,50$ 0,75 1,00

relative Buntheit c^*

3 stufige Reihen für konstanten CIELAB Buntton 92/360 = 0.256 (rechts)

Siehe ähnliche Dateien: http://www.ps.bam.de/OG13/
Technische Information: http://www.ps.bam.de Version 2.1, io=0,0, CIELAB

BAM-Registrierung: 20060101-OG13/10S/S13G07FP.PS/.PDF BAM-Material: Code=rha4ta
Anwendung für Beurteilung und Messung von Drucker– oder Monitorsystemen
/OG13/ Form: 8/10. Serie: 1/1, Seite: 8 Seitenz hlung 8

Eingabe: Farbmetrisches Fernseh-Licht-System TLS00

für Buntton *h* = lab*h = 162/360 = 0.451*
lab*tch* und *lab*nch

D65: Buntton G
LCH*Ma: 86 62 162
olv*Ma: 0.0 1.0 0.65

Dreiecks-Helligkeit *t**

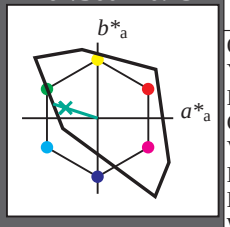

TLS00; adaptierte CIELAB-Daten

	$L^*=L^*_a$	a^*_a	b^*_a	$C^*_{ab,a}$	$h^*_{ab,a}$
O_{Ma}	50.5	76.92	64.55	100.42	40
Y_{Ma}	92.66	−20.69	90.75	93.08	103
L_{Ma}	83.63	−82.75	79.9	115.04	136
C_{Ma}	86.88	−46.16	−13.55	48.12	196
V_{Ma}	30.39	76.06	−103.59	128.52	306
M_{Ma}	57.3	94.35	−58.41	110.97	328
N_{Ma}	0.01	0.0	0.0	0.0	0
W_{Ma}	95.41	0.0	0.0	0.0	0
R_{CIE}	39.92	58.74	27.99	65.07	25
J_{CIE}	81.26	−2.88	71.56	71.62	92
G_{CIE}	52.23	−42.41	13.6	44.55	162
B_{CIE}	30.57	1.41	−46.46	46.49	272

%Umfang
u^*_{rel} = 158
%Regularität
$g^*_{H,rel}$ = 20
$g^*_{C,rel}$ = 37

***relative* Inform. Technology (IT)**
*olvi3** 1.0 1.0 1.0 (1.0)
*cmyn3** 0.0 0.0 0.0 (0.0)
*olvi4** 1.0 1.0 1.0 1.0
*cmyn4** 0.0 0.0 0.0 0.0
***standard* and *adapted* CIELAB**
*LAB*LAB* 95.41 0.0 0.0
*LAB*LABa* 95.41 0.0 0.0
*LAB*TCHa* 99.99 0.01 –
relative* CIELAB *lab*
*lab*lab* 1.0 0.0 0.0
*lab*tch* 1.0 0.0 –
*lab*nch* 0.0 0.0 –
***relative* Natural Colour (NC)**
*lab*lrj* 1.0 0.0 0.0
*lab*tce* 1.0 0.0 –
*lab*ncE* 0.0 0.0 –

***relative* Inform. Technology (IT)**
*olvi3** 0.5 1.0 0.826 (1.0)
*cmyn3** 0.5 0.0 0.174 (0.0)
*olvi4** 0.5 1.0 0.827 1.0
*cmyn4** 0.5 0.0 0.173 0.0
***standard* and *adapted* CIELAB**
*LAB*LAB* 90.57 −29.42 9.43
*LAB*LABa* 90.57 −29.42 9.43
*LAB*TCHa* 75.0 30.9 162.23
relative* CIELAB *lab*
*lab*lab* 0.949 −0.475 0.153
*lab*tch* 0.75 0.5 0.451
*lab*nch* 0.0 0.5 0.451
***relative* Natural Colour (NC)**
*lab*lrj* 0.949 −0.499 0.0
*lab*tce* 0.75 0.5 0.5
*lab*ncE* 0.0 0.5 g00b

***relative* Inform. Technology (IT)**
*olvi3** 0.0 1.0 0.653 (1.0)
*cmyn3** 1.0 0.0 0.347 (0.0)
*olvi4** 0.0 1.0 0.653 1.0
*cmyn4** 1.0 0.0 0.347 0.0
***standard* and *adapted* CIELAB**
*LAB*LAB* 85.74 −58.84 18.87
*LAB*LABa* 85.74 −58.84 18.87
*LAB*TCHa* 50.0 61.8 162.23
relative* CIELAB *lab*
*lab*lab* 0.899 −0.951 0.305
*lab*tch* 0.5 1.0 0.451
*lab*nch* 0.0 1.0 0.451
***relative* Natural Colour (NC)**
*lab*lrj* 0.899 −0.999 0.0
*lab*tce* 0.5 1.0 0.5
*lab*ncE* 0.0 1.0 g00b

***relative* Inform. Technology (IT)**
*olvi3** 0.5 0.5 0.5 (1.0)
*cmyn3** 0.5 0.5 0.5 (0.0)
*olvi4** 1.0 1.0 1.0 0.5
*cmyn4** 0.0 0.0 0.0 0.5
***standard* and *adapted* CIELAB**
*LAB*LAB* 47.72 0.0 0.0
*LAB*LABa* 47.72 0.0 0.0
*LAB*TCHa* 50.0 0.01 –
relative* CIELAB *lab*
*lab*lab* 0.5 0.0 0.0
*lab*tch* 0.5 0.0 –
*lab*nch* 0.5 0.0 –
***relative* Natural Colour (NC)**
*lab*lrj* 0.5 0.0 0.0
*lab*tce* 0.5 0.0 –
*lab*ncE* 0.5 0.0 –

***relative* Inform. Technology (IT)**
*olvi3** 0.0 0.5 0.326 (1.0)
*cmyn3** 1.0 0.5 0.674 (0.0)
*olvi4** 0.5 1.0 0.826 0.5
*cmyn4** 0.5 0.0 0.174 0.5
***standard* and *adapted* CIELAB**
*LAB*LAB* 42.88 −29.42 9.44
*LAB*LABa* 42.88 −29.42 9.44
*LAB*TCHa* 25.01 30.91 162.22
relative* CIELAB *lab*
*lab*lab* 0.449 −0.475 0.153
*lab*tch* 0.25 0.5 0.451
*lab*nch* 0.5 0.5 0.451
***relative* Natural Colour (NC)**
*lab*lrj* 0.449 −0.499 0.0
*lab*tce* 0.25 0.5 0.5
*lab*ncE* 0.5 0.5 j99g

***relative* Inform. Technology (IT)**
*olvi3** 0.0 0.0 0.0 (1.0)
*cmyn3** 1.0 1.0 1.0 (0.0)
*olvi4** 1.0 1.0 1.0 0.0
*cmyn4** 0.0 0.0 0.0 1.0
***standard* and *adapted* CIELAB**
*LAB*LAB* 0.03 0.0 0.0
*LAB*LABa* 0.03 0.0 0.0
*LAB*TCHa* 0.01 0.01 –
relative* CIELAB *lab*
*lab*lab* 0.0 0.0 0.0
*lab*tch* 0.0 0.0 –
*lab*nch* 1.0 0.0 –
***relative* Natural Colour (NC)**
*lab*lrj* 0.0 0.0 0.0
*lab*tce* 0.0 0.0 –
*lab*ncE* 1.0 0.0 –

*n** = 0,00
Schwarzheit *n**
0,25 0,50 *n** = 0,50 0,75 1,00
relative Buntheit *c**
*n** = 1,0

Ausgabe: Farbmetrisches Fernseh-Licht-System TLS70

für Buntton *h* = lab*h = 162/360 = 0.451*
lab*tch* und *lab*nch

D65: Buntton G
LCH*Ma: 90 30 162
olv*Ma: 0.0 1.0 0.53

Dreiecks-Helligkeit *t**

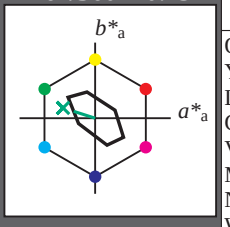

TLS70; adaptierte CIELAB-Daten

	$L^*=L^*_a$	a^*_a	b^*_a	$C^*_{ab,a}$	$h^*_{ab,a}$
O_{Ma}	76.43	26.27	10.57	28.32	22
Y_{Ma}	93.93	−10.76	34.63	36.27	107
L_{Ma}	89.32	−35.8	27.64	45.24	142
C_{Ma}	90.93	−21.95	−7.07	23.07	198
V_{Ma}	72.1	15.76	−35.63	38.97	294
M_{Ma}	78.5	37.52	−25.23	45.22	326
N_{Ma}	69.7	0.0	0.0	0.0	0
W_{Ma}	95.41	0.0	0.0	0.0	0
R_{CIE}	39.92	58.74	27.99	65.07	25
J_{CIE}	81.26	−2.88	71.56	71.62	92
G_{CIE}	52.23	−42.41	13.6	44.55	162
B_{CIE}	30.57	1.41	−46.46	46.49	272

%Umfang
u^*_{rel} = 16
%Regularität
$g^*_{H,rel}$ = 34
$g^*_{C,rel}$ = 51

***relative* Inform. Technology (IT)**
*olvi3** 1.0 1.0 1.0 (1.0)
*cmyn3** 0.0 0.0 0.0 (0.0)
*olvi4** 1.0 1.0 1.0 1.0
*cmyn4** 0.0 0.0 0.0 0.0
***standard* and *adapted* CIELAB**
*LAB*LAB* 95.41 0.0 0.0
*LAB*LABa* 95.41 0.0 0.0
*LAB*TCHa* 99.99 0.0 –
relative* CIELAB *lab*
*lab*lab* 1.0 0.0 0.0
*lab*tch* 1.0 0.0 –
*lab*nch* 0.0 0.0 –
***relative* Natural Colour (NC)**
*lab*lrj* 1.0 0.0 0.0
*lab*tce* 1.0 0.0 –
*lab*ncE* 0.0 0.0 –

***relative* Inform. Technology (IT)**
*olvi3** 0.5 1.0 0.767 (1.0)
*cmyn3** 0.5 0.0 0.233 (0.0)
*olvi4** 0.5 1.0 0.767 1.0
*cmyn4** 0.5 0.0 0.233 0.0
***standard* and *adapted* CIELAB**
*LAB*LAB* 92.79 −14.2 4.55
*LAB*LABa* 92.79 −14.2 4.55
*LAB*TCHa* 75.0 14.92 162.23
relative* CIELAB *lab*
*lab*lab* 0.898 −0.475 0.153
*lab*tch* 0.75 0.5 0.451
*lab*nch* 0.0 0.5 0.451
***relative* Natural Colour (NC)**
*lab*lrj* 0.898 −0.499 0.0
*lab*tce* 0.75 0.5 0.5
*lab*ncE* 0.0 0.5 g00b

***relative* Inform. Technology (IT)**
*olvi3** 0.0 1.0 0.534 (1.0)
*cmyn3** 1.0 0.0 0.466 (0.0)
*olvi4** 0.0 1.0 0.534 1.0
*cmyn4** 1.0 0.0 0.466 0.0
***standard* and *adapted* CIELAB**
*LAB*LAB* 90.18 −28.4 9.11
*LAB*LABa* 90.18 −28.4 9.11
*LAB*TCHa* 50.0 29.84 162.22
relative* CIELAB *lab*
*lab*lab* 0.796 −0.951 0.305
*lab*tch* 0.5 1.0 0.451
*lab*nch* 0.0 1.0 0.451
***relative* Natural Colour (NC)**
*lab*lrj* 0.796 −0.999 0.0
*lab*tce* 0.5 1.0 0.5
*lab*ncE* 0.0 1.0 g00b

***relative* Inform. Technology (IT)**
*olvi3** 0.5 0.5 0.5 (1.0)
*cmyn3** 0.5 0.5 0.5 (0.0)
*olvi4** 1.0 1.0 1.0 0.5
*cmyn4** 0.0 0.0 0.0 0.5
***standard* and *adapted* CIELAB**
*LAB*LAB* 82.56 0.0 0.0
*LAB*LABa* 82.56 0.0 0.0
*LAB*TCHa* 50.0 0.0 –
relative* CIELAB *lab*
*lab*lab* 0.5 0.0 0.0
*lab*tch* 0.5 0.0 –
*lab*nch* 0.5 0.0 –
***relative* Natural Colour (NC)**
*lab*lrj* 0.5 0.0 0.0
*lab*tce* 0.5 0.0 –
*lab*ncE* 0.5 0.0 –

***relative* Inform. Technology (IT)**
*olvi3** 0.0 0.5 0.267 (1.0)
*cmyn3** 1.0 0.5 0.733 (0.0)
*olvi4** 0.5 1.0 0.767 0.5
*cmyn4** 0.5 0.0 0.233 0.5
***standard* and *adapted* CIELAB**
*LAB*LAB* 79.94 −14.2 4.56
*LAB*LABa* 79.94 −14.2 4.56
*LAB*TCHa* 25.01 14.92 162.22
relative* CIELAB *lab*
*lab*lab* 0.398 −0.475 0.153
*lab*tch* 0.25 0.5 0.451
*lab*nch* 0.5 0.5 0.451
***relative* Natural Colour (NC)**
*lab*lrj* 0.398 −0.499 0.0
*lab*tce* 0.25 0.5 0.5
*lab*ncE* 0.5 0.5 j99g

***relative* Inform. Technology (IT)**
*olvi3** 0.0 0.0 0.0 (1.0)
*cmyn3** 1.0 1.0 1.0 (0.0)
*olvi4** 1.0 1.0 1.0 0.0
*cmyn4** 0.0 0.0 0.0 1.0
***standard* and *adapted* CIELAB**
*LAB*LAB* 69.7 0.0 0.0
*LAB*LABa* 69.7 0.0 0.0
*LAB*TCHa* 0.01 0.0 –
relative* CIELAB *lab*
*lab*lab* 0.0 0.0 0.0
*lab*tch* 0.0 0.0 –
*lab*nch* 1.0 0.0 –
***relative* Natural Colour (NC)**
*lab*lrj* 0.0 0.0 0.0
*lab*tce* 0.0 0.0 –
*lab*ncE* 1.0 0.0 –

*n** = 0,00
Schwarzheit *n**
0,25 0,50 *n** = 0,50 0,75 1,00
relative Buntheit *c**
*n** = 1,0

OG130−7, 3 stufige Reihen für konstanten CIELAB Buntton 162/360 = 0.451 (links)
3 stufige Reihen für konstanten CIELAB Buntton 162/360 = 0.451 (rechts)

BAM-Prüfvorlage OG13; Farbmetrik-Systeme TLS00 & TLS70 input: *cmy0* setcmykcolor*
D65: 2 Koordinatendaten von 3stufigen Farbreihen für 10 Bunttöne output: *cmy0* / 000n* setcmykcolor*

Siehe ähnliche Dateien: http://www.ps.bam.de/OG13/
Technische Information: http://www.ps.bam.de Version 2.1, io=0,0, CIELAB

BAM-Registrierung: 20060101-OG13/10S/S13G08FP.PS/.PDF BAM-Material: Code=rha4ta
Anwendung für Beurteilung und Messung von Drucker– oder Monitorsystemen
/OG13/ Form: 9/10. Serie: 1/1, Seite: 9 Seitenz hlung 9

Eingabe: Farbmetrisches Fernseh-Licht-System TLS00

für Buntton $h^* = lab^*h = 272/360 = 0.755$
lab*tch* und *lab*nch

D65: Buntton B
LCH*Ma: 65 49 272
olv*Ma: 0.0 0.61 1.0

Dreiecks-Helligkeit t^*

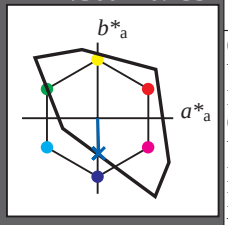

%Umfang
u^*_{rel} = 158
%Regularität
$g^*_{H,rel}$ = 20
$g^*_{C,rel}$ = 37

TLS00; adaptierte CIELAB-Daten

	$L^*=L^*_a$	a^*_a	b^*_a	$C^*_{ab,a}$	$h^*_{ab,a}$
O_{Ma}	50.5	76.92	64.55	100.42	40
Y_{Ma}	92.66	−20.69	90.75	93.08	103
L_{Ma}	83.63	−82.75	79.9	115.04	136
C_{Ma}	86.88	−46.16	−13.55	48.12	196
V_{Ma}	30.39	76.06	−103.59	128.52	306
M_{Ma}	57.3	94.35	−58.41	110.97	328
N_{Ma}	0.01	0.0	0.0	0.0	0
W_{Ma}	95.41	0.0	0.0	0.0	0
R_{CIE}	39.92	58.74	27.99	65.07	25
J_{CIE}	81.26	−2.88	71.56	71.62	92
G_{CIE}	52.23	−42.41	13.6	44.55	162
B_{CIE}	30.57	1.41	−46.46	46.49	272

***relative* Inform. Technology (IT)**
*olvi3** 1.0 1.0 1.0 (1.0)
*cmyn3** 0.0 0.0 0.0 (0.0)
*olvi4** 1.0 1.0 1.0 1.0
*cmyn4** 0.0 0.0 0.0 0.0
***standard* and *adapted* CIELAB**
*LAB*LAB* 95.41 0.0 0.0
*LAB*LABa* 95.41 0.0 0.0
*LAB*TCHa* 99.99 0.01 –
relative* CIELAB *lab*
*lab*lab* 1.0 0.0 0.0
*lab*tch* 1.0 0.0 –
*lab*nch* 0.0 0.0 –
***relative* Natural Colour (NC)**
*lab*lrj* 1.0 0.0 0.0
*lab*tce* 1.0 0.0 –
*lab*ncE* 0.0 0.0 –

***relative* Inform. Technology (IT)**
*olvi3** 0.5 0.805 1.0 (1.0)
*cmyn3** 0.5 0.195 0.0 (0.0)
*olvi4** 0.5 0.805 1.0 1.0
*cmyn4** 0.5 0.195 0.0 0.0
***standard* and *adapted* CIELAB**
*LAB*LAB* 80.13 0.73 −24.31
*LAB*LABa* 80.13 0.73 −24.31
*LAB*TCHa* 75.0 24.33 271.72
relative* CIELAB *lab*
*lab*lab* 0.84 0.015 −0.499
*lab*tch* 0.75 0.5 0.755
*lab*nch* 0.0 0.5 0.755
***relative* Natural Colour (NC)**
*lab*lrj* 0.84 0.0 −0.499
*lab*tce* 0.75 0.5 0.75
*lab*ncE* 0.0 0.5 g99b

***relative* Inform. Technology (IT)**
*olvi3** 0.0 0.61 1.0 (1.0)
*cmyn3** 1.0 0.39 0.0 (0.0)
*olvi4** 0.0 0.61 1.0 1.0
*cmyn4** 1.0 0.39 0.0 0.0
***standard* and *adapted* CIELAB**
*LAB*LAB* 64.86 1.47 −48.64
*LAB*LABa* 64.86 1.47 −48.64
*LAB*TCHa* 50.0 48.67 271.74
relative* CIELAB *lab*
*lab*lab* 0.68 0.03 −0.998
*lab*tch* 0.5 1.0 0.755
*lab*nch* 0.0 1.0 0.755
***relative* Natural Colour (NC)**
*lab*lrj* 0.68 0.0 −0.999
*lab*tce* 0.5 1.0 0.75
*lab*ncE* 0.0 1.0 g99b

***relative* Inform. Technology (IT)**
*olvi3** 0.5 0.5 0.5 (1.0)
*cmyn3** 0.5 0.5 0.5 (0.0)
*olvi4** 1.0 1.0 1.0 0.5
*cmyn4** 0.0 0.0 0.0 0.5
***standard* and *adapted* CIELAB**
*LAB*LAB* 47.72 0.0 0.0
*LAB*LABa* 47.72 0.0 0.0
*LAB*TCHa* 50.0 0.01 –
relative* CIELAB *lab*
*lab*lab* 0.5 0.0 0.0
*lab*tch* 0.5 0.0 –
*lab*nch* 0.5 0.0 –
***relative* Natural Colour (NC)**
*lab*lrj* 0.5 0.0 0.0
*lab*tce* 0.5 0.0 –
*lab*ncE* 0.5 0.0 –

***relative* Inform. Technology (IT)**
*olvi3** 0.0 0.305 0.5 (1.0)
*cmyn3** 1.0 0.695 0.5 (0.0)
*olvi4** 0.5 0.805 1.0 0.5
*cmyn4** 0.5 0.195 0.0 0.5
***standard* and *adapted* CIELAB**
*LAB*LAB* 32.44 0.74 −24.32
*LAB*LABa* 32.44 0.74 −24.32
*LAB*TCHa* 25.01 24.34 271.75
relative* CIELAB *lab*
*lab*lab* 0.34 0.015 −0.499
*lab*tch* 0.25 0.5 0.755
*lab*nch* 0.5 0.5 0.755
***relative* Natural Colour (NC)**
*lab*lrj* 0.34 0.0 −0.499
*lab*tce* 0.25 0.5 0.75
*lab*ncE* 0.5 0.5 b00r

***relative* Inform. Technology (IT)**
*olvi3** 0.0 0.0 0.0 (1.0)
*cmyn3** 1.0 1.0 1.0 (0.0)
*olvi4** 1.0 1.0 1.0 0.0
*cmyn4** 0.0 0.0 0.0 1.0
***standard* and *adapted* CIELAB**
*LAB*LAB* 0.03 0.0 0.0
*LAB*LABa* 0.03 0.0 0.0
*LAB*TCHa* 0.01 0.01 –
relative* CIELAB *lab*
*lab*lab* 0.0 0.0 0.0
*lab*tch* 0.0 0.0 –
*lab*nch* 1.0 0.0 –
***relative* Natural Colour (NC)**
*lab*lrj* 0.0 0.0 0.0
*lab*tce* 0.0 0.0 –
*lab*ncE* 1.0 0.0 –

$n^* = 0{,}00$
Schwarzheit n^*
0,25 0,50 $n^* = 0{,}50$ 0,75 1,00
relative Buntheit c^*
$n^* = 1{,}0$

Ausgabe: Farbmetrisches Fernseh-Licht-System TLS70

für Buntton $h^* = lab^*h = 272/360 = 0.755$
lab*tch* und *lab*nch

D65: Buntton B
LCH*Ma: 80 24 272
olv*Ma: 0.0 0.4 1.0

Dreiecks-Helligkeit t^*

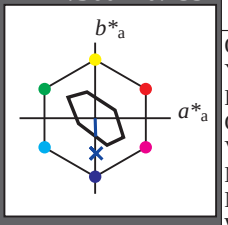

%Umfang
u^*_{rel} = 16
%Regularität
$g^*_{H,rel}$ = 34
$g^*_{C,rel}$ = 51

TLS70; adaptierte CIELAB-Daten

	$L^*=L^*_a$	a^*_a	b^*_a	$C^*_{ab,a}$	$h^*_{ab,a}$
O_{Ma}	76.43	26.27	10.57	28.32	22
Y_{Ma}	93.93	−10.76	34.63	36.27	107
L_{Ma}	89.32	−35.8	27.64	45.24	142
C_{Ma}	90.93	−21.95	−7.07	23.07	198
V_{Ma}	72.1	15.76	−35.63	38.97	294
M_{Ma}	78.5	37.52	−25.23	45.22	326
N_{Ma}	69.7	0.0	0.0	0.0	0
W_{Ma}	95.41	0.0	0.0	0.0	0
R_{CIE}	39.92	58.74	27.99	65.07	25
J_{CIE}	81.26	−2.88	71.56	71.62	92
G_{CIE}	52.23	−42.41	13.6	44.55	162
B_{CIE}	30.57	1.41	−46.46	46.49	272

***relative* Inform. Technology (IT)**
*olvi3** 1.0 1.0 1.0 (1.0)
*cmyn3** 0.0 0.0 0.0 (0.0)
*olvi4** 1.0 1.0 1.0 1.0
*cmyn4** 0.0 0.0 0.0 0.0
***standard* and *adapted* CIELAB**
*LAB*LAB* 95.41 0.0 0.0
*LAB*LABa* 95.41 0.0 0.0
*LAB*TCHa* 99.99 0.0 –
relative* CIELAB *lab*
*lab*lab* 1.0 0.0 0.0
*lab*tch* 1.0 0.0 –
*lab*nch* 0.0 0.0 –
***relative* Natural Colour (NC)**
*lab*lrj* 1.0 0.0 0.0
*lab*tce* 1.0 0.0 –
*lab*ncE* 0.0 0.0 –

***relative* Inform. Technology (IT)**
*olvi3** 0.5 0.699 1.0 (1.0)
*cmyn3** 0.5 0.301 0.0 (0.0)
*olvi4** 0.5 0.699 1.0 1.0
*cmyn4** 0.5 0.301 0.0 0.0
***standard* and *adapted* CIELAB**
*LAB*LAB* 87.5 0.37 −12.12
*LAB*LABa* 87.5 0.37 −12.12
*LAB*TCHa* 75.0 12.13 271.73
relative* CIELAB *lab*
*lab*lab* 0.693 0.015 −0.499
*lab*tch* 0.75 0.5 0.755
*lab*nch* 0.0 0.5 0.755
***relative* Natural Colour (NC)**
*lab*lrj* 0.693 0.0 −0.499
*lab*tce* 0.75 0.5 0.75
*lab*ncE* 0.0 0.5 g99b

***relative* Inform. Technology (IT)**
*olvi3** 0.0 0.398 1.0 (1.0)
*cmyn3** 1.0 0.602 0.0 (0.0)
*olvi4** 0.0 0.398 1.0 1.0
*cmyn4** 1.0 0.602 0.0 0.0
***standard* and *adapted* CIELAB**
*LAB*LAB* 79.6 0.74 −24.25
*LAB*LABa* 79.6 0.74 −24.25
*LAB*TCHa* 50.0 24.27 271.74
relative* CIELAB *lab*
*lab*lab* 0.385 0.03 −0.998
*lab*tch* 0.5 1.0 0.755
*lab*nch* 0.0 1.0 0.755
***relative* Natural Colour (NC)**
*lab*lrj* 0.385 0.0 −0.999
*lab*tce* 0.5 1.0 0.75
*lab*ncE* 0.0 1.0 b00r

***relative* Inform. Technology (IT)**
*olvi3** 0.5 0.5 0.5 (1.0)
*cmyn3** 0.5 0.5 0.5 (0.0)
*olvi4** 1.0 1.0 1.0 0.5
*cmyn4** 0.0 0.0 0.0 0.5
***standard* and *adapted* CIELAB**
*LAB*LAB* 82.56 0.0 0.0
*LAB*LABa* 82.56 0.0 0.0
*LAB*TCHa* 50.0 0.0 –
relative* CIELAB *lab*
*lab*lab* 0.5 0.0 0.0
*lab*tch* 0.5 0.0 –
*lab*nch* 0.5 0.0 –
***relative* Natural Colour (NC)**
*lab*lrj* 0.5 0.0 0.0
*lab*tce* 0.5 0.0 –
*lab*ncE* 0.5 0.0 –

***relative* Inform. Technology (IT)**
*olvi3** 0.0 0.199 0.5 (1.0)
*cmyn3** 1.0 0.801 0.5 (0.0)
*olvi4** 0.5 0.699 1.0 0.5
*cmyn4** 0.5 0.301 0.0 0.5
***standard* and *adapted* CIELAB**
*LAB*LAB* 74.65 0.37 −12.12
*LAB*LABa* 74.65 0.37 −12.12
*LAB*TCHa* 25.01 12.14 271.75
relative* CIELAB *lab*
*lab*lab* 0.193 0.015 −0.499
*lab*tch* 0.25 0.5 0.755
*lab*nch* 0.5 0.5 0.755
***relative* Natural Colour (NC)**
*lab*lrj* 0.193 0.0 −0.499
*lab*tce* 0.25 0.5 0.75
*lab*ncE* 0.5 0.5 b00r

***relative* Inform. Technology (IT)**
*olvi3** 0.0 0.0 0.0 (1.0)
*cmyn3** 1.0 1.0 1.0 (0.0)
*olvi4** 1.0 1.0 1.0 0.0
*cmyn4** 0.0 0.0 0.0 1.0
***standard* and *adapted* CIELAB**
*LAB*LAB* 69.7 0.0 0.0
*LAB*LABa* 69.7 0.0 0.0
*LAB*TCHa* 0.01 0.0 –
relative* CIELAB *lab*
*lab*lab* 0.0 0.0 0.0
*lab*tch* 0.0 0.0 –
*lab*nch* 1.0 0.0 –
***relative* Natural Colour (NC)**
*lab*lrj* 0.0 0.0 0.0
*lab*tce* 0.0 0.0 –
*lab*ncE* 1.0 0.0 –

$n^* = 0{,}00$
Schwarzheit n^*
0,25 0,50 $n^* = 0{,}50$ 0,75 1,00
relative Buntheit c^*
$n^* = 1{,}0$

OG130−7, 3 stufige Reihen für konstanten CIELAB Buntton 272/360 = 0.755 (links)
3 stufige Reihen für konstanten CIELAB Buntton 272/360 = 0.755 (rechts)

BAM-Prüfvorlage OG13; Farbmetrik-Systeme TLS00 & TLS70 input: *cmy0* setcmykcolor*
D65: 2 Koordinatendaten von 3stufigen Farbreihen für 10 Bunttöne output: *cmy0* / 000n* setcmykcolor*

Siehe ähnliche Dateien: http://www.ps.bam.de/OG13/
Technische Information: http://www.ps.bam.de Version 2.1, io=0,0, CIELAB

BAM-Registrierung: 20060101-OG13/10S/S13G09FP.PS/.PDF BAM-Material: Code=rha4ta
Anwendung für Beurteilung und Messung von Drucker– oder Monitorsystemen
/OG13/ Form: 10/10Serie: 1/1, Seite: 10 Seitenz hlung 10