Siehe ähnliche Dateien: http://www.ps.bam.de/OG54/
Technische Information: http://www.ps.bam.de Version 2.1, io=0,0, CIELAB

BAM-Registrierung: 20060101-OG54/10Q/Q54G00FP.PS/.PDF BAM-Material: Code=rha4ta
Anwendung für Beurteilung und Messung von Drucker– oder Monitorsystemen
/OG54/ Form: 1/10, Serie: 1/1, Seite: 1 Seitenz hlung 1

Eingabe: Farbmetrisches Fernseh-Licht-System TLS00

für Buntton $h^* = lab^*h = 40/360 = 0.111$
*lab*tch* und *lab*nch*

D65: Buntton O
LCH*Ma: 51 100 40
olv*Ma: 1.0 0.0 0.0

Dreiecks-Helligkeit t^*

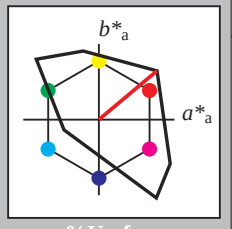

%Umfang
$u^*_{rel} = 158$

TLS00; adaptierte CIELAB-Daten

	$L^*=L^*_a$	a^*_a	b^*_a	$C^*_{ab,a}$	$h^*_{ab,a}$
O_{Ma}	50.5	76.92	64.55	100.42	40
Y_{Ma}	92.66	−20.69	90.75	93.08	103
L_{Ma}	83.63	−82.75	79.9	115.04	136
C_{Ma}	86.88	−46.16	−13.55	48.12	196
V_{Ma}	30.39	76.06	−103.59	128.52	306
M_{Ma}	57.3	94.35	−58.41	110.97	328
N_{Ma}	0.01	0.0	0.0	0.0	0
W_{Ma}	95.41	0.0	0.0	0.0	0
R_{CIE}	39.92	58.74	27.99	65.07	25
J_{CIE}	81.26	−2.88	71.56	71.62	92
G_{CIE}	52.23	−42.41	13.6	44.55	162
B_{CIE}	30.57	1.41	−46.46	46.49	272

%Regularität
$g^*_{H,rel} = 20$
$g^*_{C,rel} = 37$

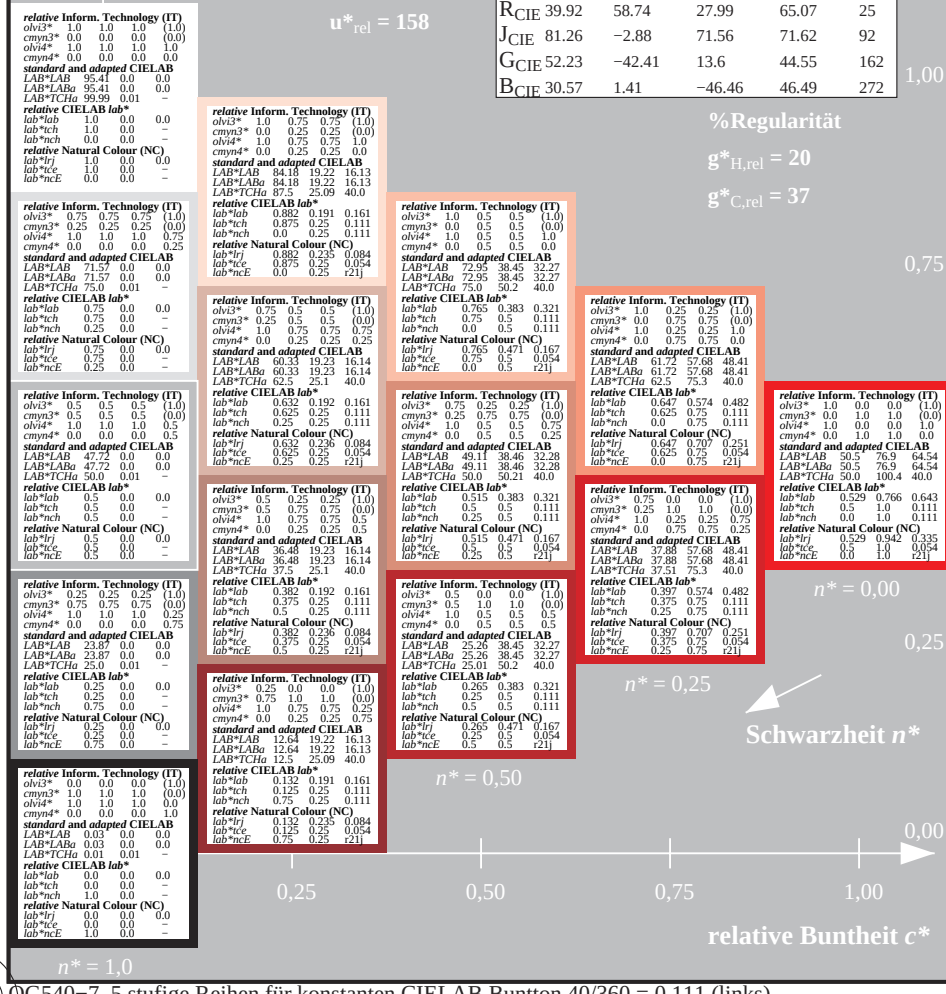

OG540−7, 5 stufige Reihen für konstanten CIELAB Buntton 40/360 = 0.111 (links)

Ausgabe: Farbmetrisches Fernseh-Licht-System TLS00

für Buntton $h^* = lab^*h = 40/360 = 0.111$
*lab*tch* und *lab*nch*

D65: Buntton O
LCH*Ma: 51 100 40
olv*Ma: 1.0 0.0 0.0

Dreiecks-Helligkeit t^*

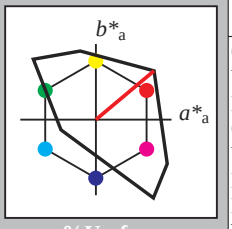

%Umfang
$u^*_{rel} = 158$

TLS00; adaptierte CIELAB-Daten

	$L^*=L^*_a$	a^*_a	b^*_a	$C^*_{ab,a}$	$h^*_{ab,a}$
O_{Ma}	50.5	76.92	64.55	100.42	40
Y_{Ma}	92.66	−20.69	90.75	93.08	103
L_{Ma}	83.63	−82.75	79.9	115.04	136
C_{Ma}	86.88	−46.16	−13.55	48.12	196
V_{Ma}	30.39	76.06	−103.59	128.52	306
M_{Ma}	57.3	94.35	−58.41	110.97	328
N_{Ma}	0.01	0.0	0.0	0.0	0
W_{Ma}	95.41	0.0	0.0	0.0	0
R_{CIE}	39.92	58.74	27.99	65.07	25
J_{CIE}	81.26	−2.88	71.56	71.62	92
G_{CIE}	52.23	−42.41	13.6	44.55	162
B_{CIE}	30.57	1.41	−46.46	46.49	272

%Regularität
$g^*_{H,rel} = 20$
$g^*_{C,rel} = 37$

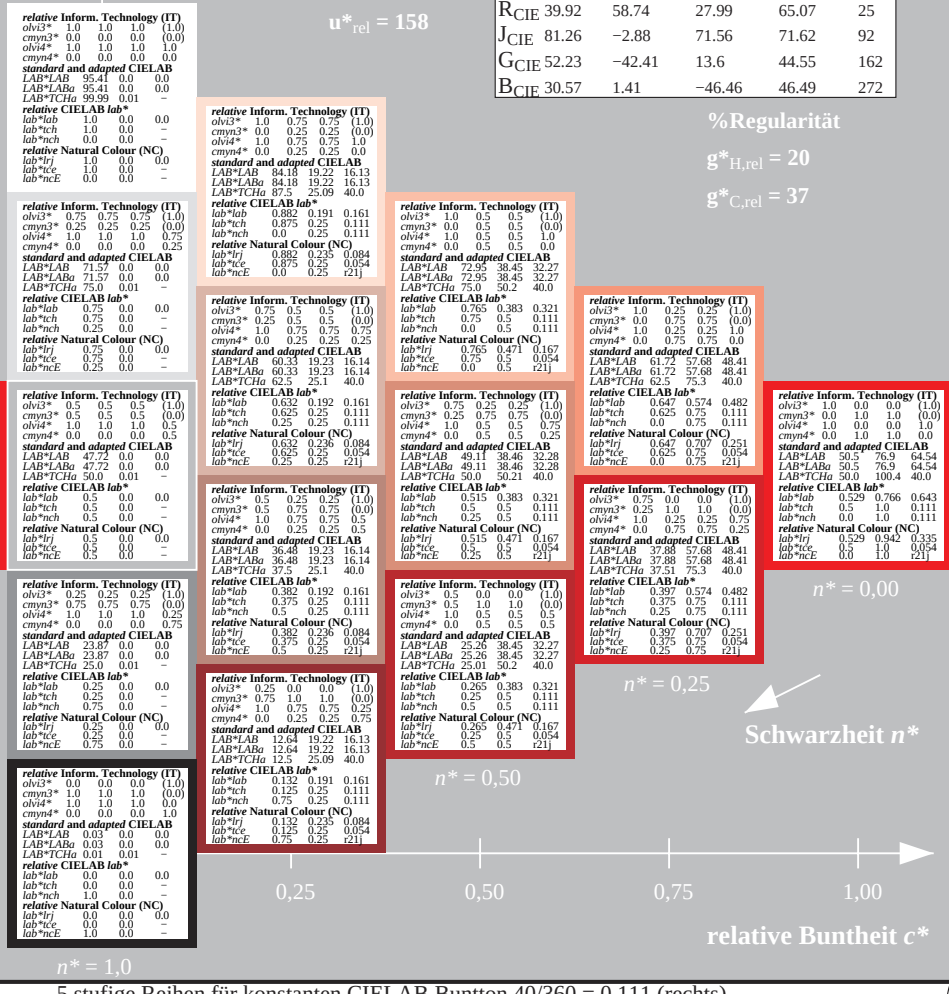

5 stufige Reihen für konstanten CIELAB Buntton 40/360 = 0.111 (rechts)

Siehe ähnliche Dateien: http://www.ps.bam.de/OG54/
Technische Information: http://www.ps.bam.de Version 2.1, io=0,0, CIELAB

Eingabe: Farbmetrisches Fernseh-Licht-System TLS00

für Buntton $h^* = lab^*h = 103/360 = 0.286$
lab^*tch und lab^*nch

D65: Buntton Y
LCH*Ma: 93 93 103
olv*Ma: 1.0 1.0 0.0

Dreiecks-Helligkeit t^*

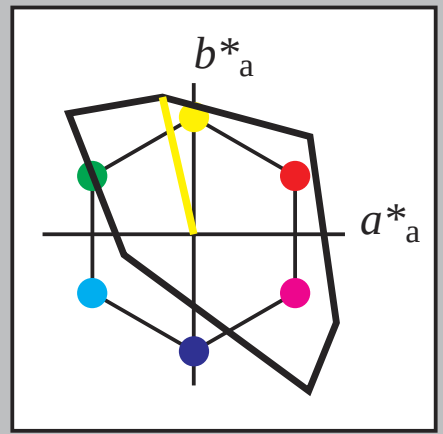

%Umfang
$u^*_{rel} = 158$

TLS00; adaptierte CIELAB-Daten

	$L^*=L^*_a$	a^*_a	b^*_a	$C^*_{ab,a}$	$h^*_{ab,a}$
O_{Ma}	50.5	76.92	64.55	100.42	40
Y_{Ma}	92.66	−20.69	90.75	93.08	103
L_{Ma}	83.63	−82.75	79.9	115.04	136
C_{Ma}	86.88	−46.16	−13.55	48.12	196
V_{Ma}	30.39	76.06	−103.59	128.52	306
M_{Ma}	57.3	94.35	−58.41	110.97	328
N_{Ma}	0.01	0.0	0.0	0.0	0
W_{Ma}	95.41	0.0	0.0	0.0	0
R_{CIE}	39.92	58.74	27.99	65.07	25
J_{CIE}	81.26	−2.88	71.56	71.62	92
G_{CIE}	52.23	−42.41	13.6	44.55	162
B_{CIE}	30.57	1.41	−46.46	46.49	272

%Regularität
$g^*_{H,rel} = 20$
$g^*_{C,rel} = 37$

***relative* Inform. Technology (IT)**				
olvi3*	1.0	1.0	1.0	(1.0)
cmyn3*	0.0	0.0	0.0	(0.0)
olvi4*	1.0	1.0	1.0	1.0
cmyn4*	0.0	0.0	0.0	0.0
***standard* and *adapted* CIELAB**				
LAB*LAB	95.41	0.0	0.0	
LAB*LABa	95.41	0.0	0.0	
LAB*TCHa	99.99	0.01	–	
relative* CIELAB *lab				
lab*lab	1.0	0.0	0.0	
lab*tch	1.0	0.0	–	
lab*nch	0.0	0.0	–	
***relative* Natural Colour (NC)**				
lab*lrj	1.0	0.0	0.0	
lab*tce	1.0	0.0	–	
lab*ncE	0.0	0.0	–	

***relative* Inform. Technology (IT)**				
olvi3*	0.75	0.75	0.75	(1.0)
cmyn3*	0.25	0.25	0.25	(0.0)
olvi4*	1.0	1.0	1.0	0.75
cmyn4*	0.0	0.0	0.0	0.25
***standard* and *adapted* CIELAB**				
LAB*LAB	71.57	0.0	0.0	
LAB*LABa	71.57	0.0	0.0	
LAB*TCHa	75.0	0.01	–	
relative* CIELAB *lab				
lab*lab	0.75	0.0	0.0	
lab*tch	0.75	0.0	–	
lab*nch	0.25	0.0	–	
***relative* Natural Colour (NC)**				
lab*lrj	0.75	0.0	0.0	
lab*tce	0.75	0.0	–	
lab*ncE	0.25	0.0	–	

***relative* Inform. Technology (IT)**				
olvi3*	0.5	0.5	0.5	(1.0)
cmyn3*	0.5	0.5	0.5	(0.0)
olvi4*	1.0	1.0	1.0	0.5
cmyn4*	0.0	0.0	0.0	0.5
***standard* and *adapted* CIELAB**				
LAB*LAB	47.72	0.0	0.0	
LAB*LABa	47.72	0.0	0.0	
LAB*TCHa	50.0	0.01	–	
relative* CIELAB *lab				
lab*lab	0.5	0.0	0.0	
lab*tch	0.5	0.0	–	
lab*nch	0.5	0.0	–	
***relative* Natural Colour (NC)**				
lab*lrj	0.5	0.0	0.0	
lab*tce	0.5	0.0	–	
lab*ncE	0.5	0.0	–	

***relative* Inform. Technology (IT)**				
olvi3*	0.25	0.25	0.25	(1.0)
cmyn3*	0.75	0.75	0.75	(0.0)
olvi4*	1.0	1.0	1.0	0.25
cmyn4*	0.0	0.0	0.0	0.75
***standard* and *adapted* CIELAB**				
LAB*LAB	23.87	0.0	0.0	
LAB*LABa	23.87	0.0	0.0	
LAB*TCHa	25.0	0.01	–	
relative* CIELAB *lab				
lab*lab	0.25	0.0	0.0	
lab*tch	0.25	0.0	–	
lab*nch	0.75	0.0	–	
***relative* Natural Colour (NC)**				
lab*lrj	0.25	0.0	0.0	
lab*tce	0.25	0.0	–	
lab*ncE	0.75	0.0	–	

***relative* Inform. Technology (IT)**				
olvi3*	0.0	0.0	0.0	(1.0)
cmyn3*	1.0	1.0	1.0	(0.0)
olvi4*	1.0	1.0	1.0	0.0
cmyn4*	0.0	0.0	0.0	1.0
***standard* and *adapted* CIELAB**				
LAB*LAB	0.03	0.0	0.0	
LAB*LABa	0.03	0.0	0.0	
LAB*TCHa	0.01	0.01	–	
relative* CIELAB *lab				
lab*lab	0.0	0.0	0.0	
lab*tch	0.0	0.0	–	
lab*nch	1.0	0.0	–	
***relative* Natural Colour (NC)**				
lab*lrj	0.0	0.0	0.0	
lab*tce	0.0	0.0	–	
lab*ncE	1.0	0.0	–	

***relative* Inform. Technology (IT)**				
olvi3*	1.0	1.0	0.75	(1.0)
cmyn3*	0.0	0.0	0.25	(0.0)
olvi4*	1.0	1.0	0.75	1.0
cmyn4*	0.0	0.0	0.25	0.0
***standard* and *adapted* CIELAB**				
LAB*LAB	94.71	−5.16	22.68	
LAB*LABa	94.71	−5.16	22.68	
LAB*TCHa	87.5	23.26	102.85	
relative* CIELAB *lab				
lab*lab	0.993	−0.055	0.244	
lab*tch	0.875	0.25	0.286	
lab*nch	0.0	0.25	0.286	
***relative* Natural Colour (NC)**				
lab*lrj	0.993	−0.058	0.243	
lab*tce	0.875	0.25	0.288	
lab*ncE	0.0	0.25	j15g	

***relative* Inform. Technology (IT)**				
olvi3*	0.75	0.75	0.5	(1.0)
cmyn3*	0.25	0.25	0.5	(0.0)
olvi4*	1.0	1.0	0.75	0.75
cmyn4*	0.0	0.0	0.25	0.25
***standard* and *adapted* CIELAB**				
LAB*LAB	70.87	−5.17	22.69	
LAB*LABa	70.87	−5.17	22.69	
LAB*TCHa	62.5	23.27	102.85	
relative* CIELAB *lab				
lab*lab	0.743	−0.055	0.244	
lab*tch	0.625	0.25	0.286	
lab*nch	0.25	0.25	0.286	
***relative* Natural Colour (NC)**				
lab*lrj	0.743	−0.058	0.243	
lab*tce	0.625	0.25	0.288	
lab*ncE	0.25	0.25	j15g	

***relative* Inform. Technology (IT)**				
olvi3*	0.5	0.5	0.25	(1.0)
cmyn3*	0.5	0.5	0.75	(0.0)
olvi4*	1.0	1.0	0.75	0.5
cmyn4*	0.0	0.0	0.25	0.5
***standard* and *adapted* CIELAB**				
LAB*LAB	47.02	−5.17	22.69	
LAB*LABa	47.02	−5.17	22.69	
LAB*TCHa	37.5	23.27	102.85	
relative* CIELAB *lab				
lab*lab	0.493	−0.055	0.244	
lab*tch	0.375	0.25	0.286	
lab*nch	0.5	0.25	0.286	
***relative* Natural Colour (NC)**				
lab*lrj	0.493	−0.058	0.243	
lab*tce	0.375	0.25	0.288	
lab*ncE	0.5	0.25	j15g	

***relative* Inform. Technology (IT)**				
olvi3*	0.25	0.25	0.0	(1.0)
cmyn3*	0.75	0.75	1.0	(0.0)
olvi4*	1.0	1.0	0.75	0.25
cmyn4*	0.0	0.0	0.25	0.75
***standard* and *adapted* CIELAB**				
LAB*LAB	23.17	−5.16	22.68	
LAB*LABa	23.17	−5.16	22.68	
LAB*TCHa	12.5	23.26	102.85	
relative* CIELAB *lab				
lab*lab	0.243	−0.055	0.244	
lab*tch	0.125	0.25	0.286	
lab*nch	0.75	0.25	0.286	
***relative* Natural Colour (NC)**				
lab*lrj	0.243	−0.058	0.243	
lab*tce	0.125	0.25	0.288	
lab*ncE	0.75	0.25	j15g	

***relative* Inform. Technology (IT)**				
olvi3*	1.0	1.0	0.5	(1.0)
cmyn3*	0.0	0.0	0.5	(0.0)
olvi4*	1.0	1.0	0.5	1.0
cmyn4*	0.0	0.0	0.5	0.0
***standard* and *adapted* CIELAB**				
LAB*LAB	94.03	−10.34	45.37	
LAB*LABa	94.03	−10.34	45.37	
LAB*TCHa	75.0	46.53	102.85	
relative* CIELAB *lab				
lab*lab	0.985	−0.11	0.487	
lab*tch	0.75	0.5	0.286	
lab*nch	0.0	0.5	0.286	
***relative* Natural Colour (NC)**				
lab*lrj	0.985	−0.116	0.486	
lab*tce	0.75	0.5	0.288	
lab*ncE	0.0	0.5	j15g	

***relative* Inform. Technology (IT)**				
olvi3*	0.75	0.75	0.25	(1.0)
cmyn3*	0.25	0.25	0.75	(0.0)
olvi4*	1.0	1.0	0.5	0.75
cmyn4*	0.0	0.0	0.5	0.25
***standard* and *adapted* CIELAB**				
LAB*LAB	70.19	−10.34	45.38	
LAB*LABa	70.19	−10.34	45.38	
LAB*TCHa	50.0	46.54	102.85	
relative* CIELAB *lab				
lab*lab	0.736	−0.11	0.487	
lab*tch	0.5	0.5	0.286	
lab*nch	0.25	0.5	0.286	
***relative* Natural Colour (NC)**				
lab*lrj	0.736	−0.116	0.486	
lab*tce	0.5	0.5	0.288	
lab*ncE	0.25	0.5	j15g	

***relative* Inform. Technology (IT)**				
olvi3*	0.5	0.5	0.0	(1.0)
cmyn3*	0.5	0.5	1.0	(0.0)
olvi4*	1.0	1.0	0.5	0.5
cmyn4*	0.0	0.0	0.5	0.5
***standard* and *adapted* CIELAB**				
LAB*LAB	46.34	−10.34	45.37	
LAB*LABa	46.34	−10.34	45.37	
LAB*TCHa	25.01	46.53	102.85	
relative* CIELAB *lab				
lab*lab	0.486	−0.11	0.487	
lab*tch	0.25	0.5	0.286	
lab*nch	0.5	0.5	0.286	
***relative* Natural Colour (NC)**				
lab*lrj	0.486	−0.116	0.486	
lab*tce	0.25	0.5	0.288	
lab*ncE	0.5	0.5	j15g	

***relative* Inform. Technology (IT)**				
olvi3*	1.0	1.0	0.25	(1.0)
cmyn3*	0.0	0.0	0.75	(0.0)
olvi4*	1.0	1.0	0.25	1.0
cmyn4*	0.0	0.0	0.75	0.0
***standard* and *adapted* CIELAB**				
LAB*LAB	93.34	−15.51	68.05	
LAB*LABa	93.34	−15.51	68.05	
LAB*TCHa	62.5	69.8	102.85	
relative* CIELAB *lab				
lab*lab	0.978	−0.166	0.731	
lab*tch	0.625	0.75	0.286	
lab*nch	0.0	0.75	0.286	
***relative* Natural Colour (NC)**				
lab*lrj	0.978	−0.175	0.729	
lab*tce	0.625	0.75	0.288	
lab*ncE	0.0	0.75	j15g	

***relative* Inform. Technology (IT)**				
olvi3*	0.75	0.75	0.0	(1.0)
cmyn3*	0.25	0.25	1.0	(0.0)
olvi4*	1.0	1.0	0.25	0.75
cmyn4*	0.0	0.0	0.75	0.25
***standard* and *adapted* CIELAB**				
LAB*LAB	69.5	−15.51	68.05	
LAB*LABa	69.5	−15.51	68.05	
LAB*TCHa	37.51	69.8	102.85	
relative* CIELAB *lab				
lab*lab	0.728	−0.166	0.731	
lab*tch	0.375	0.75	0.286	
lab*nch	0.25	0.75	0.286	
***relative* Natural Colour (NC)**				
lab*lrj	0.728	−0.175	0.729	
lab*tce	0.375	0.75	0.288	
lab*ncE	0.25	0.75	j15g	

***relative* Inform. Technology (IT)**				
olvi3*	1.0	1.0	0.0	(1.0)
cmyn3*	0.0	0.0	1.0	(0.0)
olvi4*	1.0	1.0	0.0	1.0
cmyn4*	0.0	0.0	1.0	0.0
***standard* and *adapted* CIELAB**				
LAB*LAB	92.65	−20.69	90.73	
LAB*LABa	92.65	−20.69	90.73	
LAB*TCHa	50.0	93.06	102.85	
relative* CIELAB *lab				
lab*lab	0.971	−0.221	0.975	
lab*tch	0.5	1.0	0.286	
lab*nch	0.0	1.0	0.286	
***relative* Natural Colour (NC)**				
lab*lrj	0.971	−0.233	0.972	
lab*tce	0.5	1.0	0.288	
lab*ncE	0.0	1.0	j15g	

1,00
0,75
0,25
0,00

$n^* = 0,00$
$n^* = 0,25$
$n^* = 0,50$
$n^* = 1,0$

Schwarzheit n^*

0,25 0,50 0,75 1,00

relative Buntheit c^*

OG540−7, 5 stufige Reihen für konstanten CIELAB Buntton 103/360 = 0.286 (links)

Ausgabe: Farbmetrisches Fernseh-Licht-System TLS00

für Buntton $h^* = lab^*h = 103/360 = 0.286$
lab^*tch und lab^*nch

D65: Buntton Y
LCH*Ma: 93 93 103
olv*Ma: 1.0 1.0 0.0

Dreiecks-Helligkeit t^*

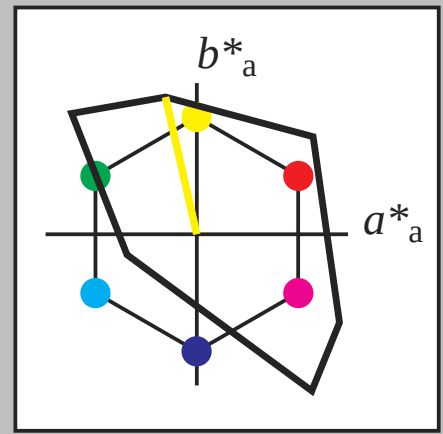

%Umfang
$u^*_{rel} = 158$

TLS00; adaptierte CIELAB-Daten

	$L^*=L^*_a$	a^*_a	b^*_a	$C^*_{ab,a}$	$h^*_{ab,a}$
O_{Ma}	50.5	76.92	64.55	100.42	40
Y_{Ma}	92.66	−20.69	90.75	93.08	103
L_{Ma}	83.63	−82.75	79.9	115.04	136
C_{Ma}	86.88	−46.16	−13.55	48.12	196
V_{Ma}	30.39	76.06	−103.59	128.52	306
M_{Ma}	57.3	94.35	−58.41	110.97	328
N_{Ma}	0.01	0.0	0.0	0.0	0
W_{Ma}	95.41	0.0	0.0	0.0	0
R_{CIE}	39.92	58.74	27.99	65.07	25
J_{CIE}	81.26	−2.88	71.56	71.62	92
G_{CIE}	52.23	−42.41	13.6	44.55	162
B_{CIE}	30.57	1.41	−46.46	46.49	272

%Regularität
$g^*_{H,rel} = 20$
$g^*_{C,rel} = 37$

***relative* Inform. Technology (IT)**				
olvi3*	1.0	1.0	1.0	(1.0)
cmyn3*	0.0	0.0	0.0	(0.0)
olvi4*	1.0	1.0	1.0	1.0
cmyn4*	0.0	0.0	0.0	0.0
***standard* and *adapted* CIELAB**				
LAB*LAB	95.41	0.0	0.0	
LAB*LABa	95.41	0.0	0.0	
LAB*TCHa	99.99	0.01	–	
relative* CIELAB *lab				
lab*lab	1.0	0.0	0.0	
lab*tch	1.0	0.0	–	
lab*nch	0.0	0.0	–	
***relative* Natural Colour (NC)**				
lab*lrj	1.0	0.0	0.0	
lab*tce	1.0	0.0	–	
lab*ncE	0.0	0.0	–	

***relative* Inform. Technology (IT)**				
olvi3*	0.75	0.75	0.75	(1.0)
cmyn3*	0.25	0.25	0.25	(0.0)
olvi4*	1.0	1.0	1.0	0.75
cmyn4*	0.0	0.0	0.0	0.25
***standard* and *adapted* CIELAB**				
LAB*LAB	71.57	0.0	0.0	
LAB*LABa	71.57	0.0	0.0	
LAB*TCHa	75.0	0.01	–	
relative* CIELAB *lab				
lab*lab	0.75	0.0	0.0	
lab*tch	0.75	0.0	–	
lab*nch	0.25	0.0	–	
***relative* Natural Colour (NC)**				
lab*lrj	0.75	0.0	0.0	
lab*tce	0.75	0.0	–	
lab*ncE	0.25	0.0	–	

***relative* Inform. Technology (IT)**				
olvi3*	0.5	0.5	0.5	(1.0)
cmyn3*	0.5	0.5	0.5	(0.0)
olvi4*	1.0	1.0	1.0	0.5
cmyn4*	0.0	0.0	0.0	0.5
***standard* and *adapted* CIELAB**				
LAB*LAB	47.72	0.0	0.0	
LAB*LABa	47.72	0.0	0.0	
LAB*TCHa	50.0	0.01	–	
relative* CIELAB *lab				
lab*lab	0.5	0.0	0.0	
lab*tch	0.5	0.0	–	
lab*nch	0.5	0.0	–	
***relative* Natural Colour (NC)**				
lab*lrj	0.5	0.0	0.0	
lab*tce	0.5	0.0	–	
lab*ncE	0.5	0.0	–	

***relative* Inform. Technology (IT)**				
olvi3*	0.25	0.25	0.25	(1.0)
cmyn3*	0.75	0.75	0.75	(0.0)
olvi4*	1.0	1.0	1.0	0.25
cmyn4*	0.0	0.0	0.0	0.75
***standard* and *adapted* CIELAB**				
LAB*LAB	23.87	0.0	0.0	
LAB*LABa	23.87	0.0	0.0	
LAB*TCHa	25.0	0.01	–	
relative* CIELAB *lab				
lab*lab	0.25	0.0	0.0	
lab*tch	0.25	0.0	–	
lab*nch	0.75	0.0	–	
***relative* Natural Colour (NC)**				
lab*lrj	0.25	0.0	0.0	
lab*tce	0.25	0.0	–	
lab*ncE	0.75	0.0	–	

***relative* Inform. Technology (IT)**				
olvi3*	0.0	0.0	0.0	(1.0)
cmyn3*	1.0	1.0	1.0	(0.0)
olvi4*	1.0	1.0	1.0	0.0
cmyn4*	0.0	0.0	0.0	1.0
***standard* and *adapted* CIELAB**				
LAB*LAB	0.03	0.0	0.0	
LAB*LABa	0.03	0.0	0.0	
LAB*TCHa	0.01	0.01	–	
relative* CIELAB *lab				
lab*lab	0.0	0.0	0.0	
lab*tch	0.0	0.0	–	
lab*nch	1.0	0.0	–	
***relative* Natural Colour (NC)**				
lab*lrj	0.0	0.0	0.0	
lab*tce	0.0	0.0	–	
lab*ncE	1.0	0.0	–	

***relative* Inform. Technology (IT)**				
olvi3*	1.0	1.0	0.75	(1.0)
cmyn3*	0.0	0.0	0.25	(0.0)
olvi4*	1.0	1.0	0.75	1.0
cmyn4*	0.0	0.0	0.25	0.0
***standard* and *adapted* CIELAB**				
LAB*LAB	94.71	−5.16	22.68	
LAB*LABa	94.71	−5.16	22.68	
LAB*TCHa	87.5	23.26	102.85	
relative* CIELAB *lab				
lab*lab	0.993	−0.055	0.244	
lab*tch	0.875	0.25	0.286	
lab*nch	0.0	0.25	0.286	
***relative* Natural Colour (NC)**				
lab*lrj	0.993	−0.058	0.243	
lab*tce	0.875	0.25	0.288	
lab*ncE	0.0	0.25	j15g	

***relative* Inform. Technology (IT)**				
olvi3*	0.75	0.75	0.5	(1.0)
cmyn3*	0.25	0.25	0.5	(0.0)
olvi4*	1.0	1.0	0.75	0.75
cmyn4*	0.0	0.0	0.25	0.25
***standard* and *adapted* CIELAB**				
LAB*LAB	70.87	−5.17	22.69	
LAB*LABa	70.87	−5.17	22.69	
LAB*TCHa	62.5	23.27	102.85	
relative* CIELAB *lab				
lab*lab	0.743	−0.055	0.244	
lab*tch	0.625	0.25	0.286	
lab*nch	0.25	0.25	0.286	
***relative* Natural Colour (NC)**				
lab*lrj	0.743	−0.058	0.243	
lab*tce	0.625	0.25	0.288	
lab*ncE	0.25	0.25	j15g	

***relative* Inform. Technology (IT)**				
olvi3*	0.5	0.5	0.25	(1.0)
cmyn3*	0.5	0.5	0.75	(0.0)
olvi4*	1.0	1.0	0.75	0.5
cmyn4*	0.0	0.0	0.25	0.5
***standard* and *adapted* CIELAB**				
LAB*LAB	47.02	−5.17	22.69	
LAB*LABa	47.02	−5.17	22.69	
LAB*TCHa	37.5	23.27	102.85	
relative* CIELAB *lab				
lab*lab	0.493	−0.055	0.244	
lab*tch	0.375	0.25	0.286	
lab*nch	0.5	0.25	0.286	
***relative* Natural Colour (NC)**				
lab*lrj	0.493	−0.058	0.243	
lab*tce	0.375	0.25	0.288	
lab*ncE	0.5	0.25	j15g	

***relative* Inform. Technology (IT)**				
olvi3*	0.25	0.25	0.0	(1.0)
cmyn3*	0.75	0.75	1.0	(0.0)
olvi4*	1.0	1.0	0.75	0.25
cmyn4*	0.0	0.0	0.25	0.75
***standard* and *adapted* CIELAB**				
LAB*LAB	23.17	−5.16	22.68	
LAB*LABa	23.17	−5.16	22.68	
LAB*TCHa	12.5	23.26	102.85	
relative* CIELAB *lab				
lab*lab	0.243	−0.055	0.244	
lab*tch	0.125	0.25	0.286	
lab*nch	0.75	0.25	0.286	
***relative* Natural Colour (NC)**				
lab*lrj	0.243	−0.058	0.243	
lab*tce	0.125	0.25	0.288	
lab*ncE	0.75	0.25	j15g	

***relative* Inform. Technology (IT)**				
olvi3*	1.0	1.0	0.5	(1.0)
cmyn3*	0.0	0.0	0.5	(0.0)
olvi4*	1.0	1.0	0.5	1.0
cmyn4*	0.0	0.0	0.5	0.0
***standard* and *adapted* CIELAB**				
LAB*LAB	94.03	−10.34	45.37	
LAB*LABa	94.03	−10.34	45.37	
LAB*TCHa	75.0	46.53	102.85	
relative* CIELAB *lab				
lab*lab	0.985	−0.11	0.487	
lab*tch	0.75	0.5	0.286	
lab*nch	0.0	0.5	0.286	
***relative* Natural Colour (NC)**				
lab*lrj	0.985	−0.116	0.486	
lab*tce	0.75	0.5	0.288	
lab*ncE	0.0	0.5	j15g	

***relative* Inform. Technology (IT)**				
olvi3*	0.75	0.75	0.25	(1.0)
cmyn3*	0.25	0.25	0.75	(0.0)
olvi4*	1.0	1.0	0.5	0.75
cmyn4*	0.0	0.0	0.5	0.25
***standard* and *adapted* CIELAB**				
LAB*LAB	70.19	−10.34	45.38	
LAB*LABa	70.19	−10.34	45.38	
LAB*TCHa	50.0	46.54	102.85	
relative* CIELAB *lab				
lab*lab	0.736	−0.11	0.487	
lab*tch	0.5	0.5	0.286	
lab*nch	0.25	0.5	0.286	
***relative* Natural Colour (NC)**				
lab*lrj	0.736	−0.116	0.486	
lab*tce	0.5	0.5	0.288	
lab*ncE	0.25	0.5	j15g	

***relative* Inform. Technology (IT)**				
olvi3*	0.5	0.5	0.0	(1.0)
cmyn3*	0.5	0.5	1.0	(0.0)
olvi4*	1.0	1.0	0.5	0.5
cmyn4*	0.0	0.0	0.5	0.5
***standard* and *adapted* CIELAB**				
LAB*LAB	46.34	−10.34	45.37	
LAB*LABa	46.34	−10.34	45.37	
LAB*TCHa	25.01	46.53	102.85	
relative* CIELAB *lab				
lab*lab	0.486	−0.11	0.487	
lab*tch	0.25	0.5	0.286	
lab*nch	0.5	0.5	0.286	
***relative* Natural Colour (NC)**				
lab*lrj	0.486	−0.116	0.486	
lab*tce	0.25	0.5	0.288	
lab*ncE	0.5	0.5	j15g	

***relative* Inform. Technology (IT)**				
olvi3*	1.0	1.0	0.25	(1.0)
cmyn3*	0.0	0.0	0.75	(0.0)
olvi4*	1.0	1.0	0.25	1.0
cmyn4*	0.0	0.0	0.75	0.0
***standard* and *adapted* CIELAB**				
LAB*LAB	93.34	−15.51	68.05	
LAB*LABa	93.34	−15.51	68.05	
LAB*TCHa	62.5	69.8	102.85	
relative* CIELAB *lab				
lab*lab	0.978	−0.166	0.731	
lab*tch	0.625	0.75	0.286	
lab*nch	0.0	0.75	0.286	
***relative* Natural Colour (NC)**				
lab*lrj	0.978	−0.175	0.729	
lab*tce	0.625	0.75	0.288	
lab*ncE	0.0	0.75	j15g	

***relative* Inform. Technology (IT)**				
olvi3*	0.75	0.75	0.0	(1.0)
cmyn3*	0.25	0.25	1.0	(0.0)
olvi4*	1.0	1.0	0.25	0.75
cmyn4*	0.0	0.0	0.75	0.25
***standard* and *adapted* CIELAB**				
LAB*LAB	69.5	−15.51	68.05	
LAB*LABa	69.5	−15.51	68.05	
LAB*TCHa	37.51	69.8	102.85	
relative* CIELAB *lab				
lab*lab	0.728	−0.166	0.731	
lab*tch	0.375	0.75	0.286	
lab*nch	0.25	0.75	0.286	
***relative* Natural Colour (NC)**				
lab*lrj	0.728	−0.175	0.729	
lab*tce	0.375	0.75	0.288	
lab*ncE	0.25	0.75	j15g	

***relative* Inform. Technology (IT)**				
olvi3*	1.0	1.0	0.0	(1.0)
cmyn3*	0.0	0.0	1.0	(0.0)
olvi4*	1.0	1.0	0.0	1.0
cmyn4*	0.0	0.0	1.0	0.0
***standard* and *adapted* CIELAB**				
LAB*LAB	92.65	−20.69	90.73	
LAB*LABa	92.65	−20.69	90.73	
LAB*TCHa	50.0	93.06	102.85	
relative* CIELAB *lab				
lab*lab	0.971	−0.221	0.975	
lab*tch	0.5	1.0	0.286	
lab*nch	0.0	1.0	0.286	
***relative* Natural Colour (NC)**				
lab*lrj	0.971	−0.233	0.972	
lab*tce	0.5	1.0	0.288	
lab*ncE	0.0	1.0	j15g	

$n^* = 0,00$
$n^* = 0,25$
$n^* = 0,50$
$n^* = 1,0$

Schwarzheit n^*

0,25 0,50 0,75 1,00

relative Buntheit c^*

5 stufige Reihen für konstanten CIELAB Buntton 103/360 = 0.286 (rechts)

BAM-Registrierung: 20060101-OG54/10Q/Q54G01FP.PS/.PDF BAM-Material: Code=rha4ta
Anwendung für Beurteilung und Messung von Drucker– oder Monitorsystemen
/OG54/ Form: 2/10, Serie: 1/1, Seite: 2
Seitenz hlung 2

Siehe ähnliche Dateien: http://www.ps.bam.de/OG54/
Technische Information: http://www.ps.bam.de Version 2.1, io=0,0, CIELAB

Eingabe: Farbmetrisches Fernseh-Licht-System TLS00

für Buntton *h* = lab*h* = 136/360 = 0.378
lab*tch* und *lab*nch

D65: Buntton L
LCH*Ma: 84 115 136
olv*Ma: 0.0 1.0 0.0

Dreiecks-Helligkeit *t*

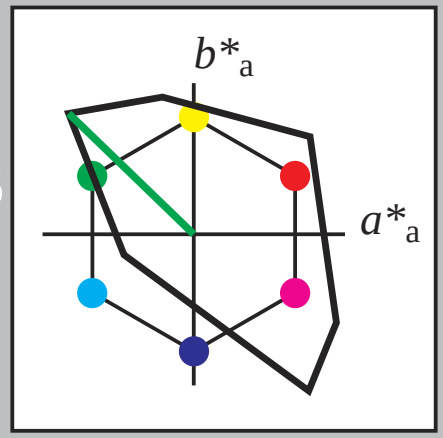

%Umfang
u^*_{rel} = 158

TLS00; adaptierte CIELAB-Daten

	$L^*=L^*_a$	a^*_a	b^*_a	$C^*_{ab,a}$	$h^*_{ab,a}$
O_{Ma}	50.5	76.92	64.55	100.42	40
Y_{Ma}	92.66	−20.69	90.75	93.08	103
L_{Ma}	83.63	−82.75	79.9	115.04	136
C_{Ma}	86.88	−46.16	−13.55	48.12	196
V_{Ma}	30.39	76.06	−103.59	128.52	306
M_{Ma}	57.3	94.35	−58.41	110.97	328
N_{Ma}	0.01	0.0	0.0	0.0	0
W_{Ma}	95.41	0.0	0.0	0.0	0
R_{CIE}	39.92	58.74	27.99	65.07	25
J_{CIE}	81.26	−2.88	71.56	71.62	92
G_{CIE}	52.23	−42.41	13.6	44.55	162
B_{CIE}	30.57	1.41	−46.46	46.49	272

%Regularität
$g^*_{H,rel}$ = 20
$g^*_{C,rel}$ = 37

1,00
0,75
0,25
0,00

***relative* Inform. Technology (IT)**				
*olvi3**	1.0	1.0	1.0	(1.0)
*cmyn3**	0.0	0.0	0.0	(0.0)
*olvi4**	1.0	1.0	1.0	1.0
*cmyn4**	0.0	0.0	0.0	0.0
***standard* and *adapted* CIELAB**				
*LAB*LAB*	95.41	0.0	0.0	
*LAB*LABa*	95.41	0.0	0.0	
*LAB*TCHa*	99.99	0.01	–	
relative* CIELAB *lab*				
*lab*lab*	1.0	0.0	0.0	
*lab*tch*	1.0	0.0	–	
*lab*nch*	0.0	0.0	–	
***relative* Natural Colour (NC)**				
*lab*lrj*	1.0	0.0	0.0	
*lab*tce*	1.0	0.0	–	
*lab*ncE*	0.0	0.0	–	

***relative* Inform. Technology (IT)**				
*olvi3**	0.75	0.75	0.75	(1.0)
*cmyn3**	0.25	0.25	0.25	(0.0)
*olvi4**	1.0	1.0	1.0	0.75
*cmyn4**	0.0	0.0	0.0	0.25
***standard* and *adapted* CIELAB**				
*LAB*LAB*	71.57	0.0	0.0	
*LAB*LABa*	71.57	0.0	0.0	
*LAB*TCHa*	75.0	0.01	–	
relative* CIELAB *lab*				
*lab*lab*	0.75	0.0	0.0	
*lab*tch*	0.75	0.0	–	
*lab*nch*	0.25	0.0	–	
***relative* Natural Colour (NC)**				
*lab*lrj*	0.75	0.0	0.0	
*lab*tce*	0.75	0.0	–	
*lab*ncE*	0.25	0.0	–	

***relative* Inform. Technology (IT)**				
*olvi3**	0.5	0.5	0.5	(1.0)
*cmyn3**	0.5	0.5	0.5	(0.0)
*olvi4**	1.0	1.0	1.0	0.5
*cmyn4**	0.0	0.0	0.0	0.5
***standard* and *adapted* CIELAB**				
*LAB*LAB*	47.72	0.0	0.0	
*LAB*LABa*	47.72	0.0	0.0	
*LAB*TCHa*	50.0	0.01	–	
relative* CIELAB *lab*				
*lab*lab*	0.5	0.0	0.0	
*lab*tch*	0.5	0.0	–	
*lab*nch*	0.5	0.0	–	
***relative* Natural Colour (NC)**				
*lab*lrj*	0.5	0.0	0.0	
*lab*tce*	0.5	0.0	–	
*lab*ncE*	0.5	0.0	–	

***relative* Inform. Technology (IT)**				
*olvi3**	0.25	0.25	0.25	(1.0)
*cmyn3**	0.75	0.75	0.75	(0.0)
*olvi4**	1.0	1.0	1.0	0.25
*cmyn4**	0.0	0.0	0.0	0.75
***standard* and *adapted* CIELAB**				
*LAB*LAB*	23.87	0.0	0.0	
*LAB*LABa*	23.87	0.0	0.0	
*LAB*TCHa*	25.0	0.01	–	
relative* CIELAB *lab*				
*lab*lab*	0.25	0.0	0.0	
*lab*tch*	0.25	0.0	–	
*lab*nch*	0.75	0.0	–	
***relative* Natural Colour (NC)**				
*lab*lrj*	0.25	0.0	0.0	
*lab*tce*	0.25	0.0	–	
*lab*ncE*	0.75	0.0	–	

***relative* Inform. Technology (IT)**				
*olvi3**	0.0	0.0	0.0	(1.0)
*cmyn3**	1.0	1.0	1.0	(0.0)
*olvi4**	1.0	1.0	1.0	0.0
*cmyn4**	0.0	0.0	0.0	1.0
***standard* and *adapted* CIELAB**				
*LAB*LAB*	0.03	0.0	0.0	
*LAB*LABa*	0.03	0.0	0.0	
*LAB*TCHa*	0.01	0.01	–	
relative* CIELAB *lab*				
*lab*lab*	0.0	0.0	0.0	
*lab*tch*	0.0	0.0	–	
*lab*nch*	1.0	0.0	–	
***relative* Natural Colour (NC)**				
*lab*lrj*	0.0	0.0	0.0	
*lab*tce*	0.0	0.0	–	
*lab*ncE*	1.0	0.0	–	

*n** = 1,0

***relative* Inform. Technology (IT)**				
*olvi3**	0.75	1.0	0.75	(1.0)
*cmyn3**	0.25	0.0	0.25	(0.0)
*olvi4**	0.75	1.0	0.75	1.0
*cmyn4**	0.25	0.0	0.25	0.0
***standard* and *adapted* CIELAB**				
*LAB*LAB*	92.46	−20.67	19.97	
*LAB*LABa*	92.46	−20.67	19.97	
*LAB*TCHa*	87.5	28.75	136.01	
relative* CIELAB *lab*				
*lab*lab*	0.969	−0.179	0.174	
*lab*tch*	0.875	0.25	0.378	
*lab*nch*	0.0	0.25	0.378	
***relative* Natural Colour (NC)**				
*lab*lrj*	0.969	−0.207	0.139	
*lab*tce*	0.875	0.25	0.406	
*lab*ncE*	0.0	0.25	j62g	

***relative* Inform. Technology (IT)**				
*olvi3**	0.5	0.75	0.5	(1.0)
*cmyn3**	0.5	0.25	0.5	(0.0)
*olvi4**	0.75	1.0	0.75	0.75
*cmyn4**	0.25	0.0	0.25	0.25
***standard* and *adapted* CIELAB**				
*LAB*LAB*	68.61	−20.68	19.98	
*LAB*LABa*	68.61	−20.68	19.98	
*LAB*TCHa*	62.5	28.76	136.01	
relative* CIELAB *lab*				
*lab*lab*	0.719	−0.179	0.174	
*lab*tch*	0.625	0.25	0.378	
*lab*nch*	0.25	0.25	0.378	
***relative* Natural Colour (NC)**				
*lab*lrj*	0.719	−0.207	0.139	
*lab*tce*	0.625	0.25	0.406	
*lab*ncE*	0.25	0.25	j62g	

***relative* Inform. Technology (IT)**				
*olvi3**	0.25	0.5	0.25	(1.0)
*cmyn3**	0.75	0.5	0.75	(0.0)
*olvi4**	0.75	1.0	0.75	0.5
*cmyn4**	0.25	0.0	0.25	0.5
***standard* and *adapted* CIELAB**				
*LAB*LAB*	44.76	−20.68	19.98	
*LAB*LABa*	44.76	−20.68	19.98	
*LAB*TCHa*	37.5	28.76	136.01	
relative* CIELAB *lab*				
*lab*lab*	0.469	−0.179	0.174	
*lab*tch*	0.375	0.25	0.378	
*lab*nch*	0.5	0.25	0.378	
***relative* Natural Colour (NC)**				
*lab*lrj*	0.469	−0.207	0.139	
*lab*tce*	0.375	0.25	0.406	
*lab*ncE*	0.5	0.25	j62g	

***relative* Inform. Technology (IT)**				
*olvi3**	0.0	0.25	0.0	(1.0)
*cmyn3**	1.0	0.75	1.0	(0.0)
*olvi4**	0.75	1.0	0.75	0.25
*cmyn4**	0.25	0.0	0.25	0.75
***standard* and *adapted* CIELAB**				
*LAB*LAB*	20.92	−20.67	19.97	
*LAB*LABa*	20.92	−20.67	19.97	
*LAB*TCHa*	12.5	28.75	136.01	
relative* CIELAB *lab*				
*lab*lab*	0.219	−0.179	0.174	
*lab*tch*	0.125	0.25	0.378	
*lab*nch*	0.75	0.25	0.378	
***relative* Natural Colour (NC)**				
*lab*lrj*	0.219	−0.207	0.139	
*lab*tce*	0.125	0.25	0.406	
*lab*ncE*	0.75	0.25	j62g	

*n** = 0,50

***relative* Inform. Technology (IT)**				
*olvi3**	0.5	1.0	0.5	(1.0)
*cmyn3**	0.5	0.0	0.5	(0.0)
*olvi4**	0.5	1.0	0.5	1.0
*cmyn4**	0.5	0.0	0.5	0.0
***standard* and *adapted* CIELAB**				
*LAB*LAB*	89.51	−41.36	39.94	
*LAB*LABa*	89.51	−41.36	39.94	
*LAB*TCHa*	75.0	57.51	136.01	
relative* CIELAB *lab*				
*lab*lab*	0.938	−0.359	0.347	
*lab*tch*	0.75	0.5	0.378	
*lab*nch*	0.0	0.5	0.378	
***relative* Natural Colour (NC)**				
*lab*lrj*	0.938	−0.415	0.278	
*lab*tce*	0.75	0.5	0.406	
*lab*ncE*	0.0	0.5	j62g	

***relative* Inform. Technology (IT)**				
*olvi3**	0.25	0.75	0.25	(1.0)
*cmyn3**	0.75	0.25	0.75	(0.0)
*olvi4**	0.5	1.0	0.5	0.75
*cmyn4**	0.5	0.0	0.5	0.25
***standard* and *adapted* CIELAB**				
*LAB*LAB*	65.67	−41.37	39.95	
*LAB*LABa*	65.67	−41.37	39.95	
*LAB*TCHa*	50.0	57.52	136.01	
relative* CIELAB *lab*				
*lab*lab*	0.688	−0.359	0.347	
*lab*tch*	0.5	0.5	0.378	
*lab*nch*	0.25	0.5	0.378	
***relative* Natural Colour (NC)**				
*lab*lrj*	0.688	−0.415	0.278	
*lab*tce*	0.5	0.5	0.406	
*lab*ncE*	0.25	0.5	j62g	

***relative* Inform. Technology (IT)**				
*olvi3**	0.0	0.5	0.0	(1.0)
*cmyn3**	1.0	0.5	1.0	(0.0)
*olvi4**	0.5	1.0	0.5	0.5
*cmyn4**	0.5	0.0	0.5	0.5
***standard* and *adapted* CIELAB**				
*LAB*LAB*	41.82	−41.36	39.94	
*LAB*LABa*	41.82	−41.36	39.94	
*LAB*TCHa*	25.01	57.51	136.01	
relative* CIELAB *lab*				
*lab*lab*	0.438	−0.359	0.347	
*lab*tch*	0.25	0.5	0.378	
*lab*nch*	0.5	0.5	0.378	
***relative* Natural Colour (NC)**				
*lab*lrj*	0.438	−0.415	0.278	
*lab*tce*	0.25	0.5	0.406	
*lab*ncE*	0.5	0.5	j62g	

***relative* Inform. Technology (IT)**				
*olvi3**	0.25	1.0	0.25	(1.0)
*cmyn3**	0.75	0.0	0.75	(0.0)
*olvi4**	0.25	1.0	0.25	1.0
*cmyn4**	0.75	0.0	0.75	0.0
***standard* and *adapted* CIELAB**				
*LAB*LAB*	86.57	−62.05	59.92	
*LAB*LABa*	86.57	−62.05	59.92	
*LAB*TCHa*	62.5	86.27	136.01	
relative* CIELAB *lab*				
*lab*lab*	0.907	−0.538	0.521	
*lab*tch*	0.625	0.75	0.378	
*lab*nch*	0.0	0.75	0.378	
***relative* Natural Colour (NC)**				
*lab*lrj*	0.907	−0.623	0.417	
*lab*tce*	0.625	0.75	0.406	
*lab*ncE*	0.0	0.75	j62g	

***relative* Inform. Technology (IT)**				
*olvi3**	0.0	0.75	0.0	(1.0)
*cmyn3**	1.0	0.25	1.0	(0.0)
*olvi4**	0.25	1.0	0.25	0.75
*cmyn4**	0.75	0.0	0.75	0.25
***standard* and *adapted* CIELAB**				
*LAB*LAB*	62.73	−62.05	59.92	
*LAB*LABa*	62.73	−62.05	59.92	
*LAB*TCHa*	37.51	86.27	136.01	
relative* CIELAB *lab*				
*lab*lab*	0.657	−0.538	0.521	
*lab*tch*	0.375	0.75	0.378	
*lab*nch*	0.25	0.75	0.378	
***relative* Natural Colour (NC)**				
*lab*lrj*	0.657	−0.623	0.417	
*lab*tce*	0.375	0.75	0.406	
*lab*ncE*	0.25	0.75	j62g	

*n** = 0,25

***relative* Inform. Technology (IT)**				
*olvi3**	0.0	1.0	0.0	(1.0)
*cmyn3**	1.0	0.0	1.0	(0.0)
*olvi4**	0.0	1.0	0.0	1.0
*cmyn4**	1.0	0.0	1.0	0.0
***standard* and *adapted* CIELAB**				
*LAB*LAB*	83.62	−82.73	79.88	
*LAB*LABa*	83.62	−82.73	79.88	
*LAB*TCHa*	50.0	115.01	136.01	
relative* CIELAB *lab*				
*lab*lab*	0.876	−0.718	0.694	
*lab*tch*	0.5	1.0	0.378	
*lab*nch*	0.0	1.0	0.378	
***relative* Natural Colour (NC)**				
*lab*lrj*	0.876	−0.83	0.555	
*lab*tce*	0.5	1.0	0.406	
*lab*ncE*	0.0	1.0	j62g	

*n** = 0,00

Schwarzheit *n*

0,25 0,50 0,75 1,00

relative Buntheit *c*

OG540−7, 5 stufige Reihen für konstanten CIELAB Buntton 136/360 = 0.378 (links)

Ausgabe: Farbmetrisches Fernseh-Licht-System TLS00

für Buntton *h* = lab*h* = 136/360 = 0.378
lab*tch* und *lab*nch

D65: Buntton L
LCH*Ma: 84 115 136
olv*Ma: 0.0 1.0 0.0

Dreiecks-Helligkeit *t*

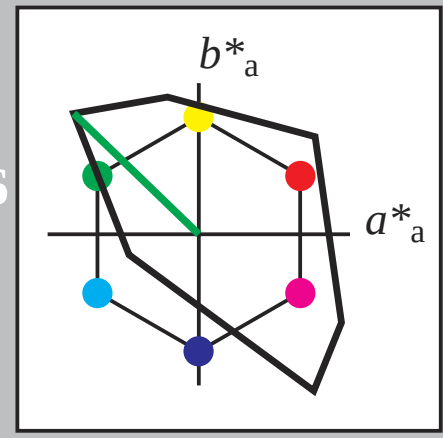

%Umfang
u^*_{rel} = 158

TLS00; adaptierte CIELAB-Daten

	$L^*=L^*_a$	a^*_a	b^*_a	$C^*_{ab,a}$	$h^*_{ab,a}$
O_{Ma}	50.5	76.92	64.55	100.42	40
Y_{Ma}	92.66	−20.69	90.75	93.08	103
L_{Ma}	83.63	−82.75	79.9	115.04	136
C_{Ma}	86.88	−46.16	−13.55	48.12	196
V_{Ma}	30.39	76.06	−103.59	128.52	306
M_{Ma}	57.3	94.35	−58.41	110.97	328
N_{Ma}	0.01	0.0	0.0	0.0	0
W_{Ma}	95.41	0.0	0.0	0.0	0
R_{CIE}	39.92	58.74	27.99	65.07	25
J_{CIE}	81.26	−2.88	71.56	71.62	92
G_{CIE}	52.23	−42.41	13.6	44.55	162
B_{CIE}	30.57	1.41	−46.46	46.49	272

%Regularität
$g^*_{H,rel}$ = 20
$g^*_{C,rel}$ = 37

***relative* Inform. Technology (IT)**				
*olvi3**	1.0	1.0	1.0	(1.0)
*cmyn3**	0.0	0.0	0.0	(0.0)
*olvi4**	1.0	1.0	1.0	1.0
*cmyn4**	0.0	0.0	0.0	0.0
***standard* and *adapted* CIELAB**				
*LAB*LAB*	95.41	0.0	0.0	
*LAB*LABa*	95.41	0.0	0.0	
*LAB*TCHa*	99.99	0.01	–	
relative* CIELAB *lab*				
*lab*lab*	1.0	0.0	0.0	
*lab*tch*	1.0	0.0	–	
*lab*nch*	0.0	0.0	–	
***relative* Natural Colour (NC)**				
*lab*lrj*	1.0	0.0	0.0	
*lab*tce*	1.0	0.0	–	
*lab*ncE*	0.0	0.0	–	

***relative* Inform. Technology (IT)**				
*olvi3**	0.75	0.75	0.75	(1.0)
*cmyn3**	0.25	0.25	0.25	(0.0)
*olvi4**	1.0	1.0	1.0	0.75
*cmyn4**	0.0	0.0	0.0	0.25
***standard* and *adapted* CIELAB**				
*LAB*LAB*	71.57	0.0	0.0	
*LAB*LABa*	71.57	0.0	0.0	
*LAB*TCHa*	75.0	0.01	–	
relative* CIELAB *lab*				
*lab*lab*	0.75	0.0	0.0	
*lab*tch*	0.75	0.0	–	
*lab*nch*	0.25	0.0	–	
***relative* Natural Colour (NC)**				
*lab*lrj*	0.75	0.0	0.0	
*lab*tce*	0.75	0.0	–	
*lab*ncE*	0.25	0.0	–	

***relative* Inform. Technology (IT)**				
*olvi3**	0.5	0.5	0.5	(1.0)
*cmyn3**	0.5	0.5	0.5	(0.0)
*olvi4**	1.0	1.0	1.0	0.5
*cmyn4**	0.0	0.0	0.0	0.5
***standard* and *adapted* CIELAB**				
*LAB*LAB*	47.72	0.0	0.0	
*LAB*LABa*	47.72	0.0	0.0	
*LAB*TCHa*	50.0	0.01	–	
relative* CIELAB *lab*				
*lab*lab*	0.5	0.0	0.0	
*lab*tch*	0.5	0.0	–	
*lab*nch*	0.5	0.0	–	
***relative* Natural Colour (NC)**				
*lab*lrj*	0.5	0.0	0.0	
*lab*tce*	0.5	0.0	–	
*lab*ncE*	0.5	0.0	–	

***relative* Inform. Technology (IT)**				
*olvi3**	0.25	0.25	0.25	(1.0)
*cmyn3**	0.75	0.75	0.75	(0.0)
*olvi4**	1.0	1.0	1.0	0.25
*cmyn4**	0.0	0.0	0.0	0.75
***standard* and *adapted* CIELAB**				
*LAB*LAB*	23.87	0.0	0.0	
*LAB*LABa*	23.87	0.0	0.0	
*LAB*TCHa*	25.0	0.01	–	
relative* CIELAB *lab*				
*lab*lab*	0.25	0.0	0.0	
*lab*tch*	0.25	0.0	–	
*lab*nch*	0.75	0.0	–	
***relative* Natural Colour (NC)**				
*lab*lrj*	0.25	0.0	0.0	
*lab*tce*	0.25	0.0	–	
*lab*ncE*	0.75	0.0	–	

***relative* Inform. Technology (IT)**				
*olvi3**	0.0	0.0	0.0	(1.0)
*cmyn3**	1.0	1.0	1.0	(0.0)
*olvi4**	1.0	1.0	1.0	0.0
*cmyn4**	0.0	0.0	0.0	1.0
***standard* and *adapted* CIELAB**				
*LAB*LAB*	0.03	0.0	0.0	
*LAB*LABa*	0.03	0.0	0.0	
*LAB*TCHa*	0.01	0.01	–	
relative* CIELAB *lab*				
*lab*lab*	0.0	0.0	0.0	
*lab*tch*	0.0	0.0	–	
*lab*nch*	1.0	0.0	–	
***relative* Natural Colour (NC)**				
*lab*lrj*	0.0	0.0	0.0	
*lab*tce*	0.0	0.0	–	
*lab*ncE*	1.0	0.0	–	

*n** = 1,0

***relative* Inform. Technology (IT)**				
*olvi3**	0.75	1.0	0.75	(1.0)
*cmyn3**	0.25	0.0	0.25	(0.0)
*olvi4**	0.75	1.0	0.75	1.0
*cmyn4**	0.25	0.0	0.25	0.0
***standard* and *adapted* CIELAB**				
*LAB*LAB*	92.46	−20.67	19.97	
*LAB*LABa*	92.46	−20.67	19.97	
*LAB*TCHa*	87.5	28.75	136.01	
relative* CIELAB *lab*				
*lab*lab*	0.969	−0.179	0.174	
*lab*tch*	0.875	0.25	0.378	
*lab*nch*	0.0	0.25	0.378	
***relative* Natural Colour (NC)**				
*lab*lrj*	0.969	−0.207	0.139	
*lab*tce*	0.875	0.25	0.406	
*lab*ncE*	0.0	0.25	j62g	

***relative* Inform. Technology (IT)**				
*olvi3**	0.5	0.75	0.5	(1.0)
*cmyn3**	0.5	0.25	0.5	(0.0)
*olvi4**	0.75	1.0	0.75	0.75
*cmyn4**	0.25	0.0	0.25	0.25
***standard* and *adapted* CIELAB**				
*LAB*LAB*	68.61	−20.68	19.98	
*LAB*LABa*	68.61	−20.68	19.98	
*LAB*TCHa*	62.5	28.76	136.01	
relative* CIELAB *lab*				
*lab*lab*	0.719	−0.179	0.174	
*lab*tch*	0.625	0.25	0.378	
*lab*nch*	0.25	0.25	0.378	
***relative* Natural Colour (NC)**				
*lab*lrj*	0.719	−0.207	0.139	
*lab*tce*	0.625	0.25	0.406	
*lab*ncE*	0.25	0.25	j62g	

***relative* Inform. Technology (IT)**				
*olvi3**	0.25	0.5	0.25	(1.0)
*cmyn3**	0.75	0.5	0.75	(0.0)
*olvi4**	0.75	1.0	0.75	0.5
*cmyn4**	0.25	0.0	0.25	0.5
***standard* and *adapted* CIELAB**				
*LAB*LAB*	44.76	−20.68	19.98	
*LAB*LABa*	44.76	−20.68	19.98	
*LAB*TCHa*	37.5	28.76	136.01	
relative* CIELAB *lab*				
*lab*lab*	0.469	−0.179	0.174	
*lab*tch*	0.375	0.25	0.378	
*lab*nch*	0.5	0.25	0.378	
***relative* Natural Colour (NC)**				
*lab*lrj*	0.469	−0.207	0.139	
*lab*tce*	0.375	0.25	0.406	
*lab*ncE*	0.5	0.25	j62g	

***relative* Inform. Technology (IT)**				
*olvi3**	0.0	0.25	0.0	(1.0)
*cmyn3**	1.0	0.75	1.0	(0.0)
*olvi4**	0.75	1.0	0.75	0.25
*cmyn4**	0.25	0.0	0.25	0.75
***standard* and *adapted* CIELAB**				
*LAB*LAB*	20.92	−20.67	19.97	
*LAB*LABa*	20.92	−20.67	19.97	
*LAB*TCHa*	12.5	28.75	136.01	
relative* CIELAB *lab*				
*lab*lab*	0.219	−0.179	0.174	
*lab*tch*	0.125	0.25	0.378	
*lab*nch*	0.75	0.25	0.378	
***relative* Natural Colour (NC)**				
*lab*lrj*	0.219	−0.207	0.139	
*lab*tce*	0.125	0.25	0.406	
*lab*ncE*	0.75	0.25	j62g	

*n** = 0,50

***relative* Inform. Technology (IT)**				
*olvi3**	0.5	1.0	0.5	(1.0)
*cmyn3**	0.5	0.0	0.5	(0.0)
*olvi4**	0.5	1.0	0.5	1.0
*cmyn4**	0.5	0.0	0.5	0.0
***standard* and *adapted* CIELAB**				
*LAB*LAB*	89.51	−41.36	39.94	
*LAB*LABa*	89.51	−41.36	39.94	
*LAB*TCHa*	75.0	57.51	136.01	
relative* CIELAB *lab*				
*lab*lab*	0.938	−0.359	0.347	
*lab*tch*	0.75	0.5	0.378	
*lab*nch*	0.0	0.5	0.378	
***relative* Natural Colour (NC)**				
*lab*lrj*	0.938	−0.415	0.278	
*lab*tce*	0.75	0.5	0.406	
*lab*ncE*	0.0	0.5	j62g	

***relative* Inform. Technology (IT)**				
*olvi3**	0.25	0.75	0.25	(1.0)
*cmyn3**	0.75	0.25	0.75	(0.0)
*olvi4**	0.5	1.0	0.5	0.75
*cmyn4**	0.5	0.0	0.5	0.25
***standard* and *adapted* CIELAB**				
*LAB*LAB*	65.67	−41.37	39.95	
*LAB*LABa*	65.67	−41.37	39.95	
*LAB*TCHa*	50.0	57.52	136.01	
relative* CIELAB *lab*				
*lab*lab*	0.688	−0.359	0.347	
*lab*tch*	0.5	0.5	0.378	
*lab*nch*	0.25	0.5	0.378	
***relative* Natural Colour (NC)**				
*lab*lrj*	0.688	−0.415	0.278	
*lab*tce*	0.5	0.5	0.406	
*lab*ncE*	0.25	0.5	j62g	

***relative* Inform. Technology (IT)**				
*olvi3**	0.0	0.5	0.0	(1.0)
*cmyn3**	1.0	0.5	1.0	(0.0)
*olvi4**	0.5	1.0	0.5	0.5
*cmyn4**	0.5	0.0	0.5	0.5
***standard* and *adapted* CIELAB**				
*LAB*LAB*	41.82	−41.36	39.94	
*LAB*LABa*	41.82	−41.36	39.94	
*LAB*TCHa*	25.01	57.51	136.01	
relative* CIELAB *lab*				
*lab*lab*	0.438	−0.359	0.347	
*lab*tch*	0.25	0.5	0.378	
*lab*nch*	0.5	0.5	0.378	
***relative* Natural Colour (NC)**				
*lab*lrj*	0.438	−0.415	0.278	
*lab*tce*	0.25	0.5	0.406	
*lab*ncE*	0.5	0.5	j62g	

***relative* Inform. Technology (IT)**				
*olvi3**	0.25	1.0	0.25	(1.0)
*cmyn3**	0.75	0.0	0.75	(0.0)
*olvi4**	0.25	1.0	0.25	1.0
*cmyn4**	0.75	0.0	0.75	0.0
***standard* and *adapted* CIELAB**				
*LAB*LAB*	86.57	−62.05	59.92	
*LAB*LABa*	86.57	−62.05	59.92	
*LAB*TCHa*	62.5	86.27	136.01	
relative* CIELAB *lab*				
*lab*lab*	0.907	−0.538	0.521	
*lab*tch*	0.625	0.75	0.378	
*lab*nch*	0.0	0.75	0.378	
***relative* Natural Colour (NC)**				
*lab*lrj*	0.907	−0.623	0.417	
*lab*tce*	0.625	0.75	0.406	
*lab*ncE*	0.0	0.75	j62g	

***relative* Inform. Technology (IT)**				
*olvi3**	0.0	0.75	0.0	(1.0)
*cmyn3**	1.0	0.25	1.0	(0.0)
*olvi4**	0.25	1.0	0.25	0.75
*cmyn4**	0.75	0.0	0.75	0.25
***standard* and *adapted* CIELAB**				
*LAB*LAB*	62.73	−62.05	59.92	
*LAB*LABa*	62.73	−62.05	59.92	
*LAB*TCHa*	37.51	86.27	136.01	
relative* CIELAB *lab*				
*lab*lab*	0.657	−0.538	0.521	
*lab*tch*	0.375	0.75	0.378	
*lab*nch*	0.25	0.75	0.378	
***relative* Natural Colour (NC)**				
*lab*lrj*	0.657	−0.623	0.417	
*lab*tce*	0.375	0.75	0.406	
*lab*ncE*	0.25	0.75	j62g	

*n** = 0,25

***relative* Inform. Technology (IT)**				
*olvi3**	0.0	1.0	0.0	(1.0)
*cmyn3**	1.0	0.0	1.0	(0.0)
*olvi4**	0.0	1.0	0.0	1.0
*cmyn4**	1.0	0.0	1.0	0.0
***standard* and *adapted* CIELAB**				
*LAB*LAB*	83.62	−82.73	79.88	
*LAB*LABa*	83.62	−82.73	79.88	
*LAB*TCHa*	50.0	115.01	136.01	
relative* CIELAB *lab*				
*lab*lab*	0.876	−0.718	0.694	
*lab*tch*	0.5	1.0	0.378	
*lab*nch*	0.0	1.0	0.378	
***relative* Natural Colour (NC)**				
*lab*lrj*	0.876	−0.83	0.555	
*lab*tce*	0.5	1.0	0.406	
*lab*ncE*	0.0	1.0	j62g	

*n** = 0,00

Schwarzheit *n*

0,25 0,50 0,75 1,00

relative Buntheit *c**

5 stufige Reihen für konstanten CIELAB Buntton 136/360 = 0.378 (rechts)

BAM-Registrierung: 20060101-OG54/10Q/Q54G02FP.PS/.PDF BAM-Material: Code=rha4ta
Anwendung für Beurteilung und Messung von Drucker- oder Monitorsystemen

Siehe ähnliche Dateien: http://www.ps.bam.de/OG54/
Technische Information: http://www.ps.bam.de Version 2.1, io=0,0, CIELAB

BAM-Registrierung: 20060101-OG54/10Q/Q54G03FP.PS/.PDF BAM-Material: Code=rha4ta
Anwendung für Beurteilung und Messung von Drucker– oder Monitorsystemen
/OG54/ Form: 4/10, Serie: 1/1, Seite: 4 Seitenz hlung 4

Eingabe: Farbmetrisches Fernseh-Licht-System TLS00

für Buntton $h^* = lab^*h = 196/360 = 0.545$
lab^*tch und lab^*nch

D65: Buntton C
LCH*Ma: 87 48 196
olv*Ma: 0.0 1.0 1.0

Dreiecks-Helligkeit t^*

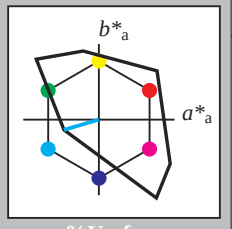

%Umfang
u^*_{rel} = 158

TLS00; adaptierte CIELAB-Daten

	$L^*=L^*_a$	a^*_a	b^*_a	$C^*_{ab,a}$	$h^*_{ab,a}$
O_{Ma}	50.5	76.92	64.55	100.42	40
Y_{Ma}	92.66	−20.69	90.75	93.08	103
L_{Ma}	83.63	−82.75	79.9	115.04	136
C_{Ma}	86.88	−46.16	−13.55	48.12	196
V_{Ma}	30.39	76.06	−103.59	128.52	306
M_{Ma}	57.3	94.35	−58.41	110.97	328
N_{Ma}	0.01	0.0	0.0	0.0	0
W_{Ma}	95.41	0.0	0.0	0.0	0
R_{CIE}	39.92	58.74	27.99	65.07	25
J_{CIE}	81.26	−2.88	71.56	71.62	92
G_{CIE}	52.23	−42.41	13.6	44.55	162
B_{CIE}	30.57	1.41	−46.46	46.49	272

%Regularität
$g^*_{H,rel}$ = 20
$g^*_{C,rel}$ = 37

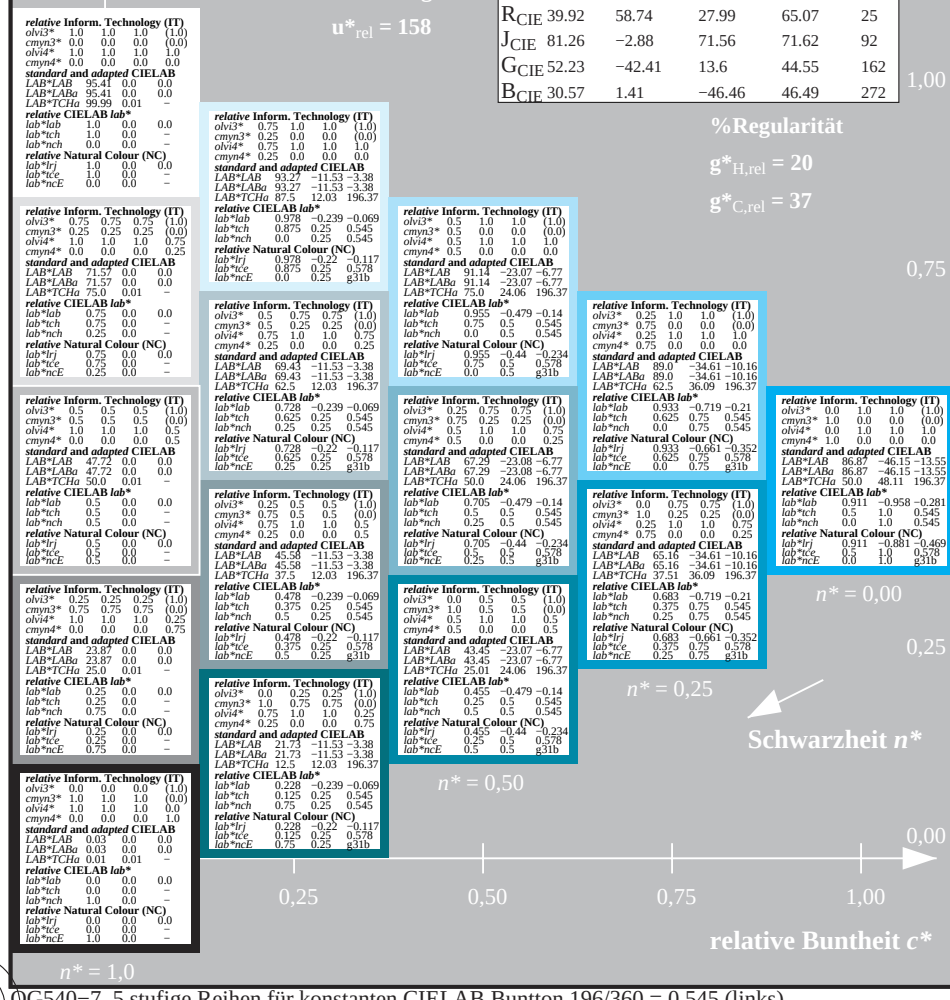

OG540−7, 5 stufige Reihen für konstanten CIELAB Buntton 196/360 = 0.545 (links)

Ausgabe: Farbmetrisches Fernseh-Licht-System TLS00

für Buntton $h^* = lab^*h = 196/360 = 0.545$
lab^*tch und lab^*nch

D65: Buntton C
LCH*Ma: 87 48 196
olv*Ma: 0.0 1.0 1.0

Dreiecks-Helligkeit t^*

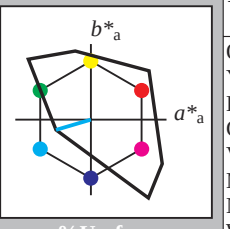

%Umfang
u^*_{rel} = 158

TLS00; adaptierte CIELAB-Daten

	$L^*=L^*_a$	a^*_a	b^*_a	$C^*_{ab,a}$	$h^*_{ab,a}$
O_{Ma}	50.5	76.92	64.55	100.42	40
Y_{Ma}	92.66	−20.69	90.75	93.08	103
L_{Ma}	83.63	−82.75	79.9	115.04	136
C_{Ma}	86.88	−46.16	−13.55	48.12	196
V_{Ma}	30.39	76.06	−103.59	128.52	306
M_{Ma}	57.3	94.35	−58.41	110.97	328
N_{Ma}	0.01	0.0	0.0	0.0	0
W_{Ma}	95.41	0.0	0.0	0.0	0
R_{CIE}	39.92	58.74	27.99	65.07	25
J_{CIE}	81.26	−2.88	71.56	71.62	92
G_{CIE}	52.23	−42.41	13.6	44.55	162
B_{CIE}	30.57	1.41	−46.46	46.49	272

%Regularität
$g^*_{H,rel}$ = 20
$g^*_{C,rel}$ = 37

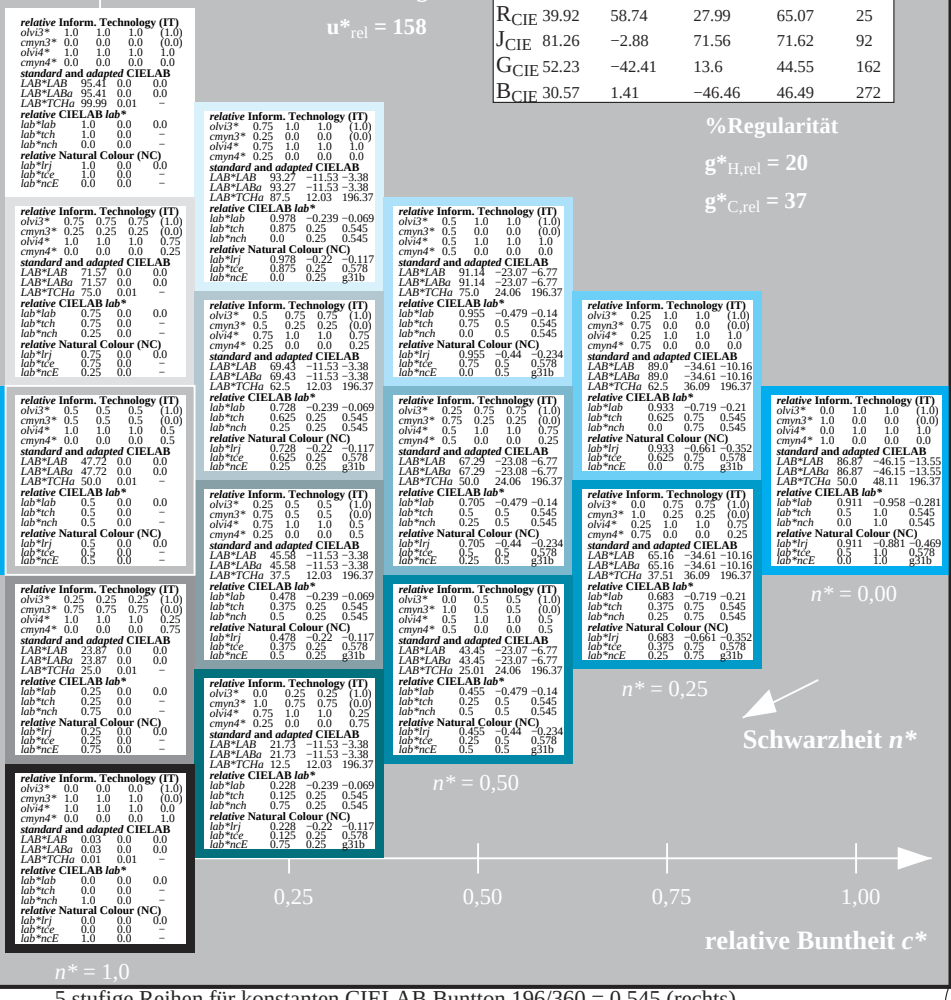

5 stufige Reihen für konstanten CIELAB Buntton 196/360 = 0.545 (rechts)

Siehe ähnliche Dateien: http://www.ps.bam.de/OG54/
Technische Information: http://www.ps.bam.de Version 2.1, io=0,0, CIELAB

BAM-Registrierung: 20060101-OG54/10Q/Q54G04FP.PS/.PDF BAM-Material: Code=rha4ta
Anwendung für Beurteilung und Messung von Drucker– oder Monitorsystemen
/OG54/ Form: 5/10, Serie: 1/1, Seite: 5 Sattenz hlung 5

Eingabe: Farbmetrisches Fernseh-Licht-System TLS00

für Buntton $h^* = lab^*h = 306/360 = 0.851$
*lab*tch* und *lab*nch*

D65: Buntton V
LCH*Ma: 30 129 306
olv*Ma: 0.0 0.0 1.0

Dreiecks-Helligkeit t^*

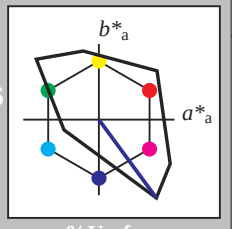

%Umfang
u^*_{rel} = 158

TLS00; adaptierte CIELAB-Daten

	$L^*=L^*_a$	a^*_a	b^*_a	$C^*_{ab,a}$	$h^*_{ab,a}$
O_{Ma}	50.5	76.92	64.55	100.42	40
Y_{Ma}	92.66	−20.69	90.75	93.08	103
L_{Ma}	83.63	−82.75	79.9	115.04	136
C_{Ma}	86.88	−46.16	−13.55	48.12	196
V_{Ma}	30.39	76.06	−103.59	128.52	306
M_{Ma}	57.3	94.35	−58.41	110.97	328
N_{Ma}	0.01	0.0	0.0	0.0	0
W_{Ma}	95.41	0.0	0.0	0.0	0
R_{CIE}	39.92	58.74	27.99	65.07	25
J_{CIE}	81.26	−2.88	71.56	71.62	92
G_{CIE}	52.23	−42.41	13.6	44.55	162
B_{CIE}	30.57	1.41	−46.46	46.49	272

%Regularität
$g^*_{H,rel}$ = 20
$g^*_{C,rel}$ = 37

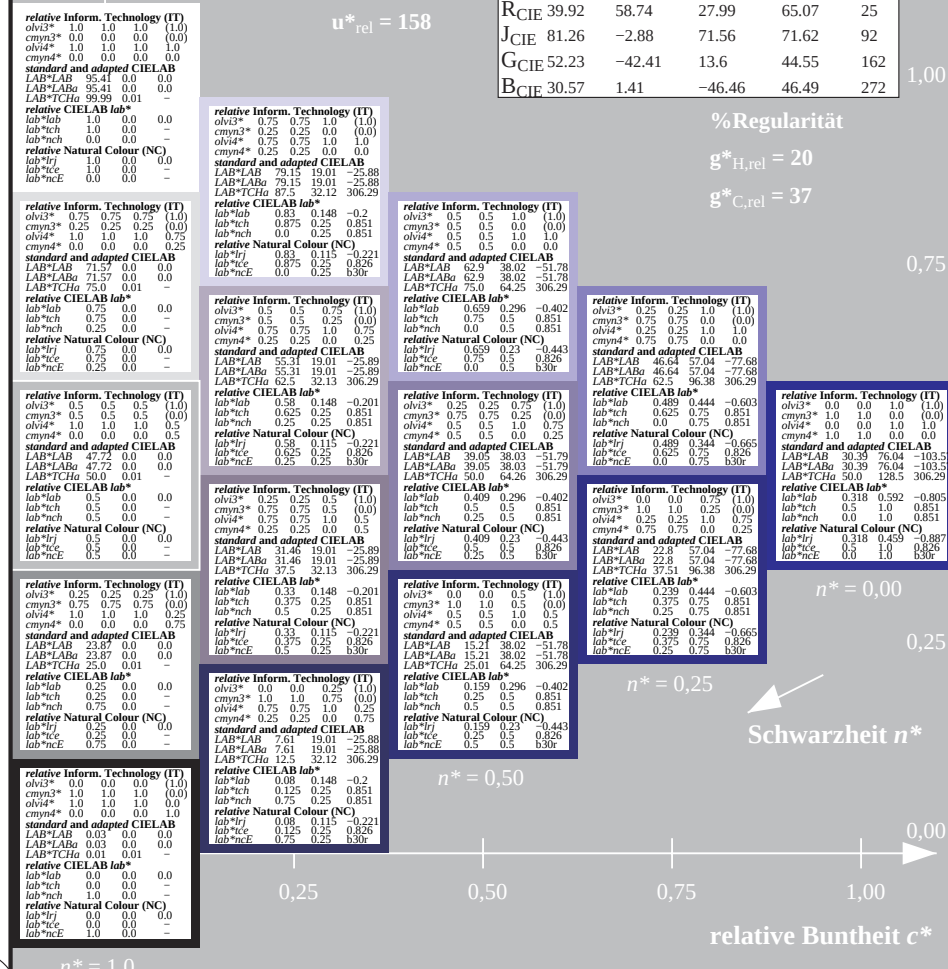

Ausgabe: Farbmetrisches Fernseh-Licht-System TLS00

für Buntton $h^* = lab^*h = 306/360 = 0.851$
*lab*tch* und *lab*nch*

D65: Buntton V
LCH*Ma: 30 129 306
olv*Ma: 0.0 0.0 1.0

Dreiecks-Helligkeit t^*

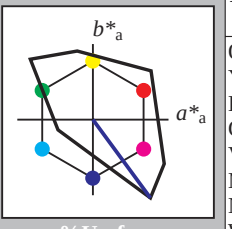

%Umfang
u^*_{rel} = 158

TLS00; adaptierte CIELAB-Daten

	$L^*=L^*_a$	a^*_a	b^*_a	$C^*_{ab,a}$	$h^*_{ab,a}$
O_{Ma}	50.5	76.92	64.55	100.42	40
Y_{Ma}	92.66	−20.69	90.75	93.08	103
L_{Ma}	83.63	−82.75	79.9	115.04	136
C_{Ma}	86.88	−46.16	−13.55	48.12	196
V_{Ma}	30.39	76.06	−103.59	128.52	306
M_{Ma}	57.3	94.35	−58.41	110.97	328
N_{Ma}	0.01	0.0	0.0	0.0	0
W_{Ma}	95.41	0.0	0.0	0.0	0
R_{CIE}	39.92	58.74	27.99	65.07	25
J_{CIE}	81.26	−2.88	71.56	71.62	92
G_{CIE}	52.23	−42.41	13.6	44.55	162
B_{CIE}	30.57	1.41	−46.46	46.49	272

%Regularität
$g^*_{H,rel}$ = 20
$g^*_{C,rel}$ = 37

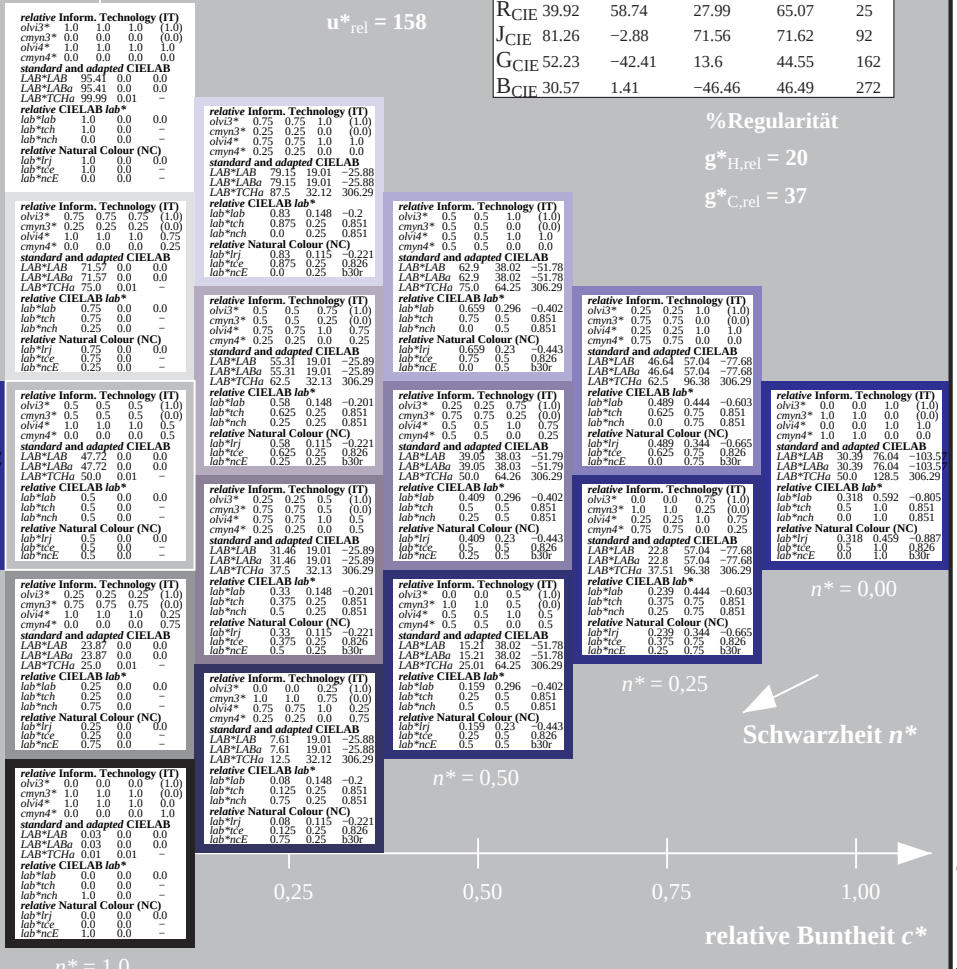

OG540−7, 5 stufige Reihen für konstanten CIELAB Buntton 306/360 = 0.851 (links)

5 stufige Reihen für konstanten CIELAB Buntton 306/360 = 0.851 (rechts)

BAM-Prüfvorlage OG54; Farbmetrik-Systeme TLS00 & TLS00 input: *cmy0* setcmykcolor*
D65: 2 Koordinatendaten von 5stufigen Farbreihen für 10 Bunttöne output: *cmy0* / 000n* setcmykcolor*

Siehe ähnliche Dateien: http://www.ps.bam.de/OG54/
Technische Information: http://www.ps.bam.de Version 2.1, io=0,0, CIELAB

BAM-Registrierung: 20060101-OG54/10Q/Q54G05FP.PS/.PDF BAM-Material: Code=rha4ta
Anwendung für Beurteilung und Messung von Drucker– oder Monitorsystemen
/OG54/ Form: 6/10, Serie: 1/1, Seite: 6 Sattenz hlung 6

Eingabe: Farbmetrisches Fernseh-Licht-System TLS00

für Buntton $h^* = lab^*h = 328/360 = 0.912$
*lab*tch* und *lab*nch*

D65: Buntton M
LCH*Ma: 57 111 328
olv*Ma: 1.0 0.0 1.0

Dreiecks-Helligkeit t^*

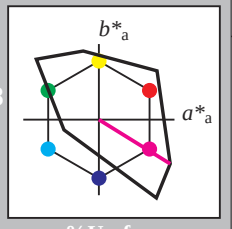

%Umfang
$u^*_{rel} = 158$

TLS00; adaptierte CIELAB-Daten

	$L^*=L^*_a$	a^*_a	b^*_a	$C^*_{ab,a}$	$h^*_{ab,a}$
O_{Ma}	50.5	76.92	64.55	100.42	40
Y_{Ma}	92.66	−20.69	90.75	93.08	103
L_{Ma}	83.63	−82.75	79.9	115.04	136
C_{Ma}	86.88	−46.16	−13.55	48.12	196
V_{Ma}	30.39	76.06	−103.59	128.52	306
M_{Ma}	57.3	94.35	−58.41	110.97	328
N_{Ma}	0.01	0.0	0.0	0.0	0
W_{Ma}	95.41	0.0	0.0	0.0	0
R_{CIE}	39.92	58.74	27.99	65.07	25
J_{CIE}	81.26	−2.88	71.56	71.62	92
G_{CIE}	52.23	−42.41	13.6	44.55	162
B_{CIE}	30.57	1.41	−46.46	46.49	272

%Regularität
$g^*_{H,rel} = 20$
$g^*_{C,rel} = 37$

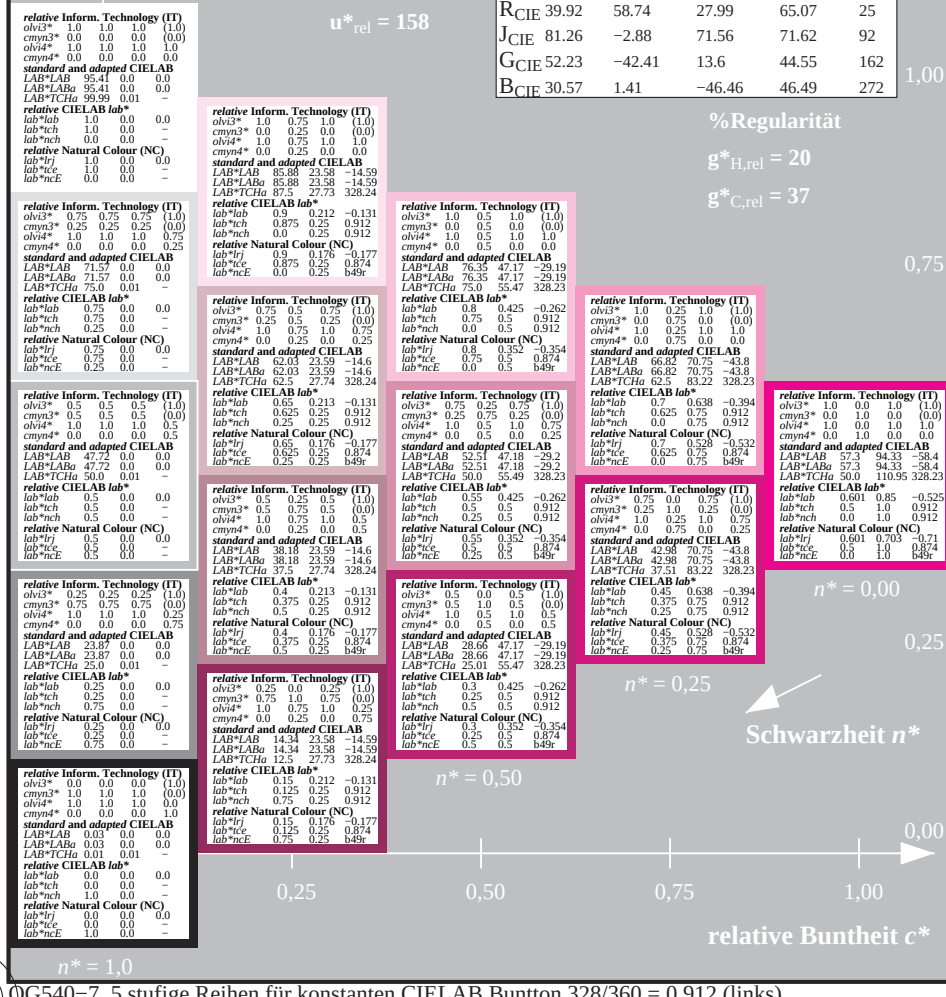

OG540−7, 5 stufige Reihen für konstanten CIELAB Buntton 328/360 = 0.912 (links)

Ausgabe: Farbmetrisches Fernseh-Licht-System TLS00

für Buntton $h^* = lab^*h = 328/360 = 0.912$
*lab*tch* und *lab*nch*

D65: Buntton M
LCH*Ma: 57 111 328
olv*Ma: 1.0 0.0 1.0

Dreiecks-Helligkeit t^*

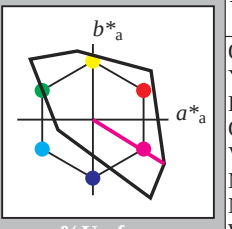

%Umfang
$u^*_{rel} = 158$

TLS00; adaptierte CIELAB-Daten

	$L^*=L^*_a$	a^*_a	b^*_a	$C^*_{ab,a}$	$h^*_{ab,a}$
O_{Ma}	50.5	76.92	64.55	100.42	40
Y_{Ma}	92.66	−20.69	90.75	93.08	103
L_{Ma}	83.63	−82.75	79.9	115.04	136
C_{Ma}	86.88	−46.16	−13.55	48.12	196
V_{Ma}	30.39	76.06	−103.59	128.52	306
M_{Ma}	57.3	94.35	−58.41	110.97	328
N_{Ma}	0.01	0.0	0.0	0.0	0
W_{Ma}	95.41	0.0	0.0	0.0	0
R_{CIE}	39.92	58.74	27.99	65.07	25
J_{CIE}	81.26	−2.88	71.56	71.62	92
G_{CIE}	52.23	−42.41	13.6	44.55	162
B_{CIE}	30.57	1.41	−46.46	46.49	272

%Regularität
$g^*_{H,rel} = 20$
$g^*_{C,rel} = 37$

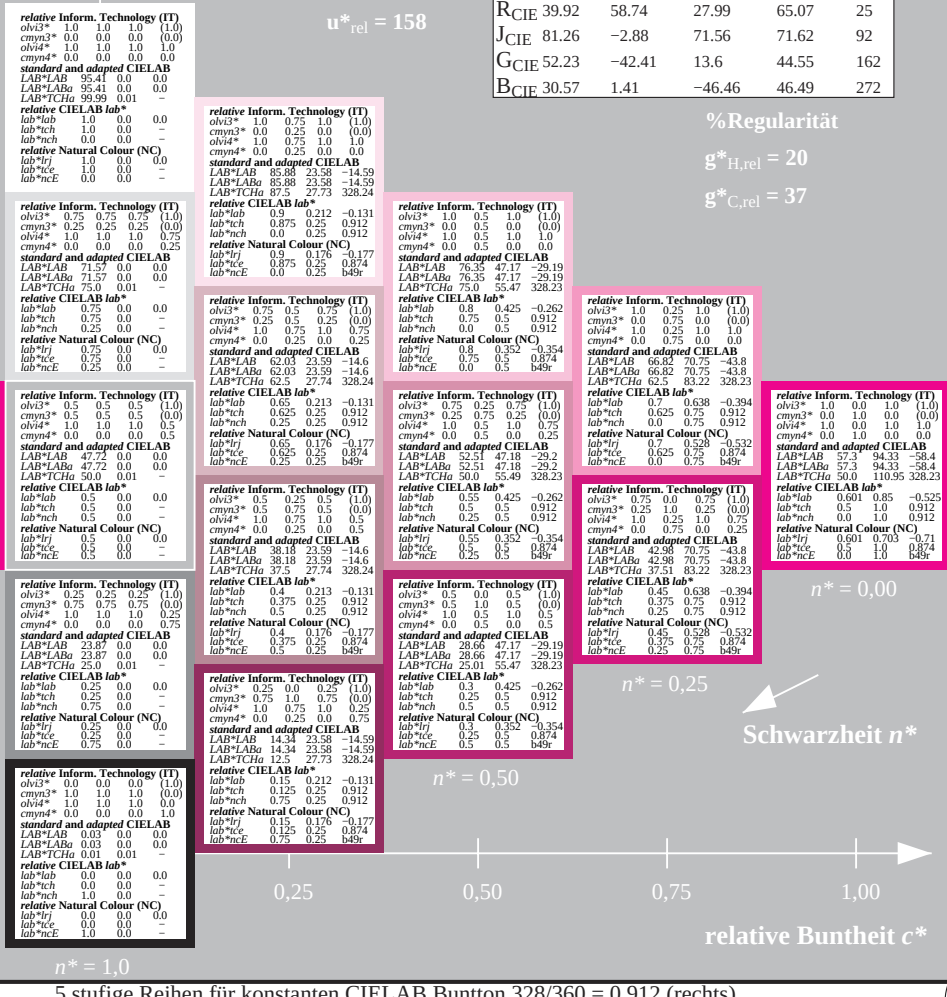

5 stufige Reihen für konstanten CIELAB Buntton 328/360 = 0.912 (rechts)

BAM-Prüfvorlage OG54; Farbmetrik-Systeme TLS00 & TLS00 input: *cmy0* setcmykcolor*
D65: 2 Koordinatendaten von 5stufigen Farbreihen für 10 Buntton output: *cmy0* / 000n* setcmykcolor*

Siehe ähnliche Dateien: http://www.ps.bam.de/OG54/
Technische Information: http://www.ps.bam.de Version 2.1, io=0,0, CIELAB

BAM-Registrierung: 20060101-OG54/10Q/Q54G06FP.PS/.PDF BAM-Material: Code=rha4ta
Anwendung für Beurteilung und Messung von Drucker– oder Monitorsystemen
/OG54/ Form: 7/10, Serie: 1/1, Seite: 7 Seitenz hlung 7

Eingabe: Farbmetrisches Fernseh-Licht-System TLS00

für Buntton $h^* = lab^*h = 25/360 = 0.071$
*lab*tch* und *lab*nch*

D65: Buntton R
LCH*Ma: 52 89 25
olv*Ma: 1.0 0.0 0.21

Dreiecks-Helligkeit t^*

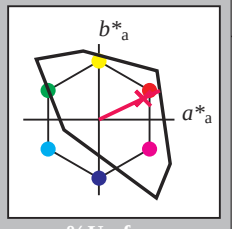

%Umfang
$u^*_{rel} = 158$

TLS00; adaptierte CIELAB-Daten

	$L^*=L^*_a$	a^*_a	b^*_a	$C^*_{ab,a}$	$h^*_{ab,a}$
O_{Ma}	50.5	76.92	64.55	100.42	40
Y_{Ma}	92.66	−20.69	90.75	93.08	103
L_{Ma}	83.63	−82.75	79.9	115.04	136
C_{Ma}	86.88	−46.16	−13.55	48.12	196
V_{Ma}	30.39	76.06	−103.59	128.52	306
M_{Ma}	57.3	94.35	−58.41	110.97	328
N_{Ma}	0.01	0.0	0.0	0.0	0
W_{Ma}	95.41	0.0	0.0	0.0	0
R_{CIE}	39.92	58.74	27.99	65.07	25
J_{CIE}	81.26	−2.88	71.56	71.62	92
G_{CIE}	52.23	−42.41	13.6	44.55	162
B_{CIE}	30.57	1.41	−46.46	46.49	272

%Regularität
$g^*_{H,rel} = 20$
$g^*_{C,rel} = 37$

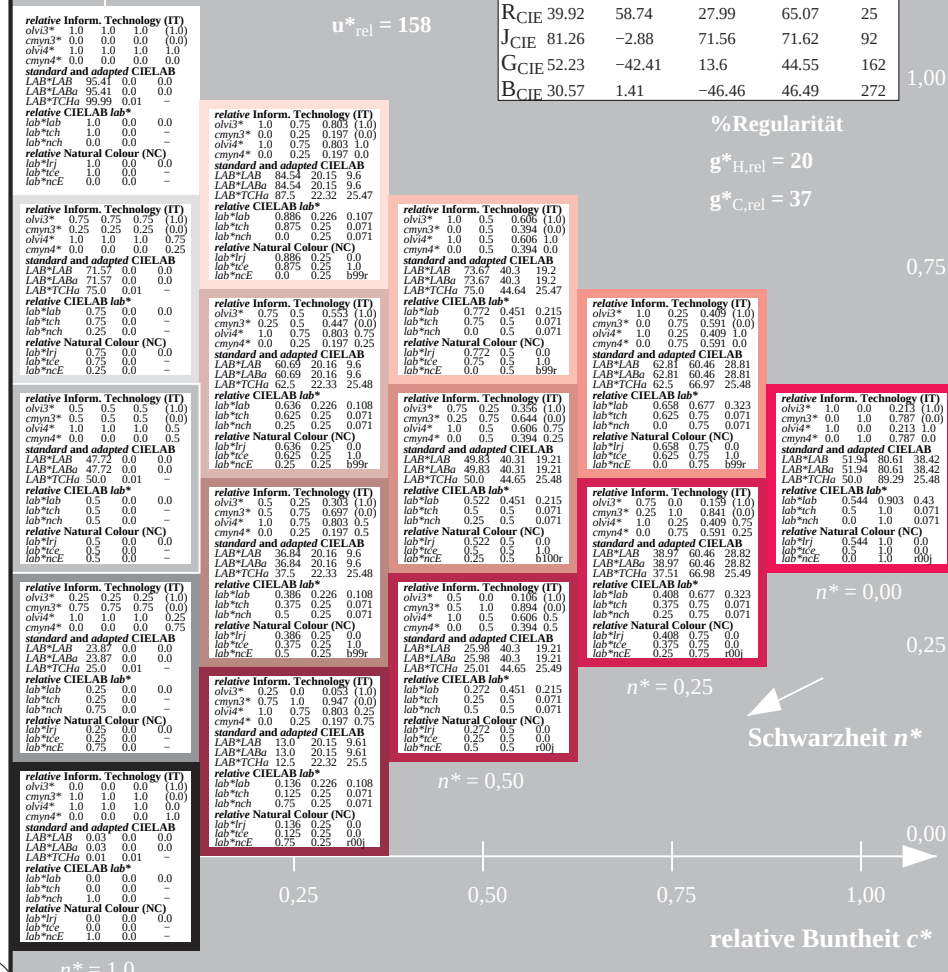

OG540−7, 5 stufige Reihen für konstanten CIELAB Buntton 25/360 = 0.071 (links)

Ausgabe: Farbmetrisches Fernseh-Licht-System TLS00

für Buntton $h^* = lab^*h = 25/360 = 0.071$
*lab*tch* und *lab*nch*

D65: Buntton R
LCH*Ma: 52 89 25
olv*Ma: 1.0 0.0 0.21

Dreiecks-Helligkeit t^*

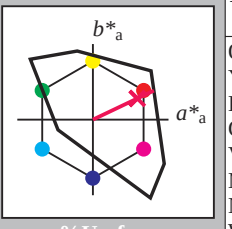

%Umfang
$u^*_{rel} = 158$

TLS00; adaptierte CIELAB-Daten

	$L^*=L^*_a$	a^*_a	b^*_a	$C^*_{ab,a}$	$h^*_{ab,a}$
O_{Ma}	50.5	76.92	64.55	100.42	40
Y_{Ma}	92.66	−20.69	90.75	93.08	103
L_{Ma}	83.63	−82.75	79.9	115.04	136
C_{Ma}	86.88	−46.16	−13.55	48.12	196
V_{Ma}	30.39	76.06	−103.59	128.52	306
M_{Ma}	57.3	94.35	−58.41	110.97	328
N_{Ma}	0.01	0.0	0.0	0.0	0
W_{Ma}	95.41	0.0	0.0	0.0	0
R_{CIE}	39.92	58.74	27.99	65.07	25
J_{CIE}	81.26	−2.88	71.56	71.62	92
G_{CIE}	52.23	−42.41	13.6	44.55	162
B_{CIE}	30.57	1.41	−46.46	46.49	272

%Regularität
$g^*_{H,rel} = 20$
$g^*_{C,rel} = 37$

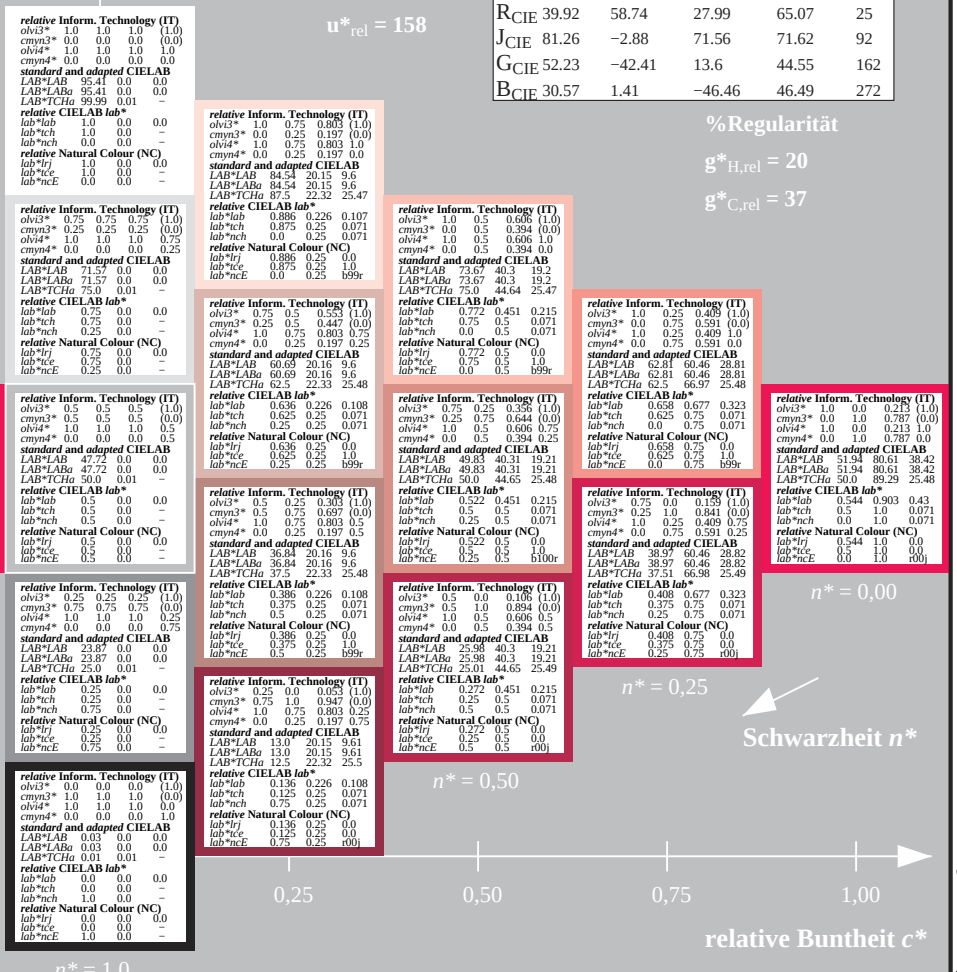

5 stufige Reihen für konstanten CIELAB Buntton 25/360 = 0.071 (rechts)

Siehe ähnliche Dateien: http://www.ps.bam.de/OG54/
Technische Information: http://www.ps.bam.de Version 2.1, io=0,0, CIELAB

BAM-Registrierung: 20060101-OG54/10Q/Q54G07FP.PS/.PDF BAM-Material: Code=rha4ta
Anwendung für Beurteilung und Messung von Drucker– oder Monitorsystemen
/OG54/ Form: 8/10, Serie: 1/1, Seite: 8 Seitenz hlung 8

Eingabe: Farbmetrisches Fernseh-Licht-System TLS00
für Buntton $h^* = lab^*h = 92/360 = 0.256$
lab*tch* und *lab*nch

D65: Buntton J
LCH*Ma: 85 86 92
olv*Ma: 1.0 0.82 0.0

Dreiecks-Helligkeit t^*

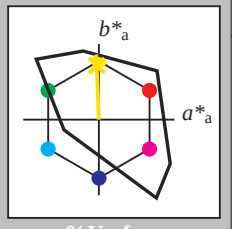

%Umfang
u^*_{rel} = 158

TLS00; adaptierte CIELAB-Daten

	$L^*=L^*_a$	a^*_a	b^*_a	$C^*_{ab,a}$	$h^*_{ab,a}$
O_{Ma}	50.5	76.92	64.55	100.42	40
Y_{Ma}	92.66	−20.69	90.75	93.08	103
L_{Ma}	83.63	−82.75	79.9	115.04	136
C_{Ma}	86.88	−46.16	−13.55	48.12	196
V_{Ma}	30.39	76.06	−103.59	128.52	306
M_{Ma}	57.3	94.35	−58.41	110.97	328
N_{Ma}	0.01	0.0	0.0	0.0	0
W_{Ma}	95.41	0.0	0.0	0.0	0
R_{CIE}	39.92	58.74	27.99	65.07	25
J_{CIE}	81.26	−2.88	71.56	71.62	92
G_{CIE}	52.23	−42.41	13.6	44.55	162
B_{CIE}	30.57	1.41	−46.46	46.49	272

%Regularität
$g^*_{H,rel}$ = 20
$g^*_{C,rel}$ = 37

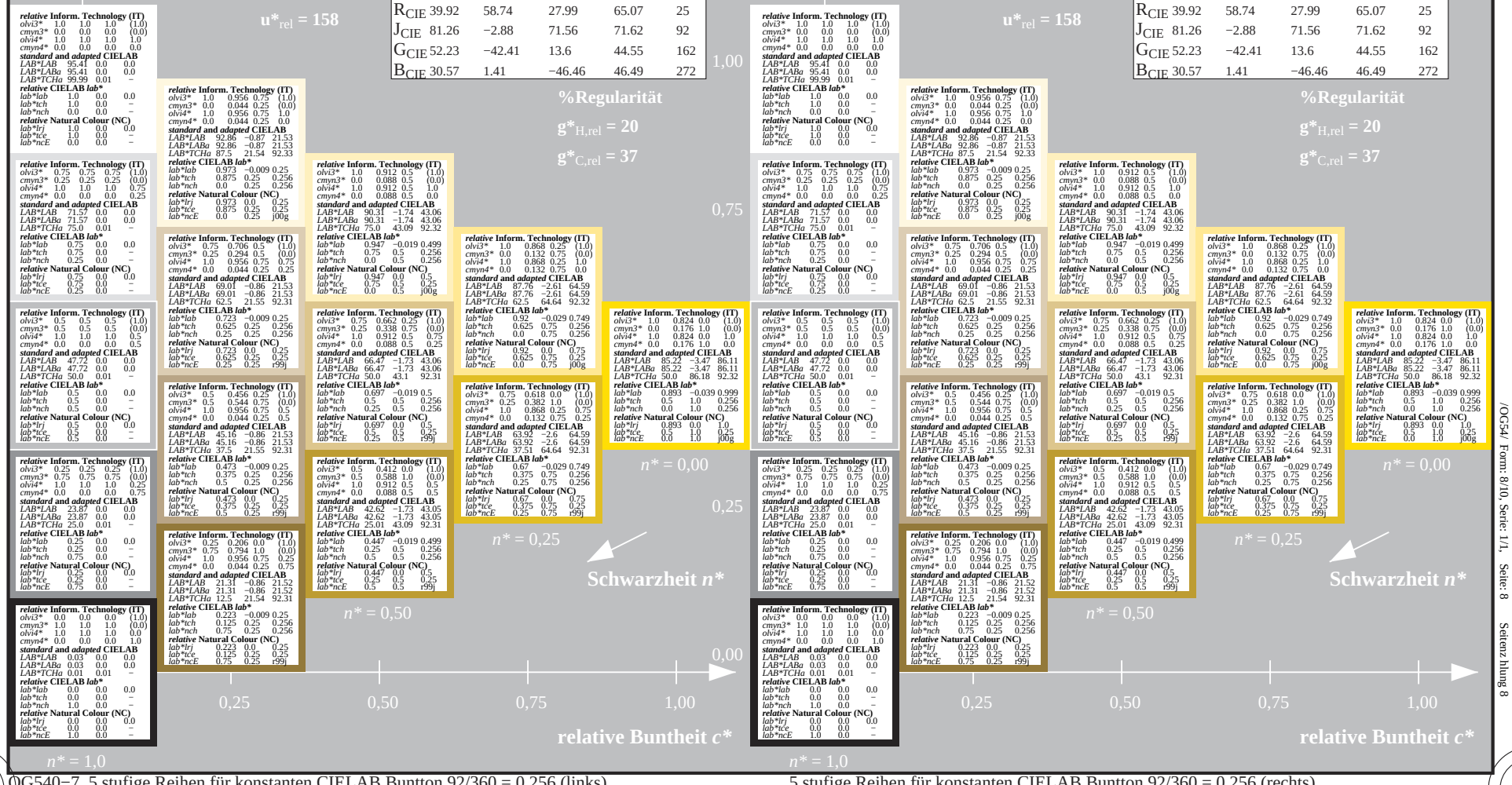

Ausgabe: Farbmetrisches Fernseh-Licht-System TLS00
für Buntton $h^* = lab^*h = 92/360 = 0.256$
lab*tch* und *lab*nch

D65: Buntton J
LCH*Ma: 85 86 92
olv*Ma: 1.0 0.82 0.0

Dreiecks-Helligkeit t^*

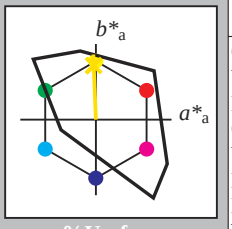

%Umfang
u^*_{rel} = 158

TLS00; adaptierte CIELAB-Daten

	$L^*=L^*_a$	a^*_a	b^*_a	$C^*_{ab,a}$	$h^*_{ab,a}$
O_{Ma}	50.5	76.92	64.55	100.42	40
Y_{Ma}	92.66	−20.69	90.75	93.08	103
L_{Ma}	83.63	−82.75	79.9	115.04	136
C_{Ma}	86.88	−46.16	−13.55	48.12	196
V_{Ma}	30.39	76.06	−103.59	128.52	306
M_{Ma}	57.3	94.35	−58.41	110.97	328
N_{Ma}	0.01	0.0	0.0	0.0	0
W_{Ma}	95.41	0.0	0.0	0.0	0
R_{CIE}	39.92	58.74	27.99	65.07	25
J_{CIE}	81.26	−2.88	71.56	71.62	92
G_{CIE}	52.23	−42.41	13.6	44.55	162
B_{CIE}	30.57	1.41	−46.46	46.49	272

%Regularität
$g^*_{H,rel}$ = 20
$g^*_{C,rel}$ = 37

OG540−7, 5 stufige Reihen für konstanten CIELAB Buntton 92/360 = 0.256 (links)

5 stufige Reihen für konstanten CIELAB Buntton 92/360 = 0.256 (rechts)

BAM-Prüfvorlage OG54; Farbmetrik-Systeme TLS00 & TLS00 input: *cmy0* setcmykcolor*
D65: 2 Koordinatendaten von 5stufigen Farbreihen für 10 Bunttöne output: *cmy0* / 000n* setcmykcolor*

Eingabe: Farbmetrisches Fernseh-Licht-System TLS00
für Buntton *h* = lab*h* = 162/360 = 0.451
lab*tch* und *lab*nch

D65: Buntton G
LCH*Ma: 86 62 162
olv*Ma: 0.0 1.0 0.65

Dreiecks-Helligkeit *t*

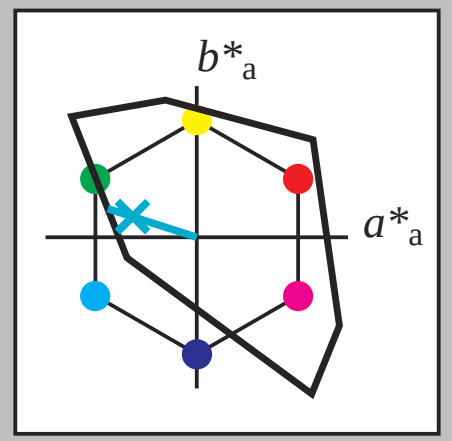

%Umfang
u^*_{rel} = 158

TLS00; adaptierte CIELAB-Daten

	$L^*=L^*_a$	a^*_a	b^*_a	$C^*_{ab,a}$	$h^*_{ab,a}$
O_{Ma}	50.5	76.92	64.55	100.42	40
Y_{Ma}	92.66	−20.69	90.75	93.08	103
L_{Ma}	83.63	−82.75	79.9	115.04	136
C_{Ma}	86.88	−46.16	−13.55	48.12	196
V_{Ma}	30.39	76.06	−103.59	128.52	306
M_{Ma}	57.3	94.35	−58.41	110.97	328
N_{Ma}	0.01	0.0	0.0	0.0	0
W_{Ma}	95.41	0.0	0.0	0.0	0
R_{CIE}	39.92	58.74	27.99	65.07	25
J_{CIE}	81.26	−2.88	71.56	71.62	92
G_{CIE}	52.23	−42.41	13.6	44.55	162
B_{CIE}	30.57	1.41	−46.46	46.49	272

%Regularität
$g^*_{H,rel}$ = 20
$g^*_{C,rel}$ = 37

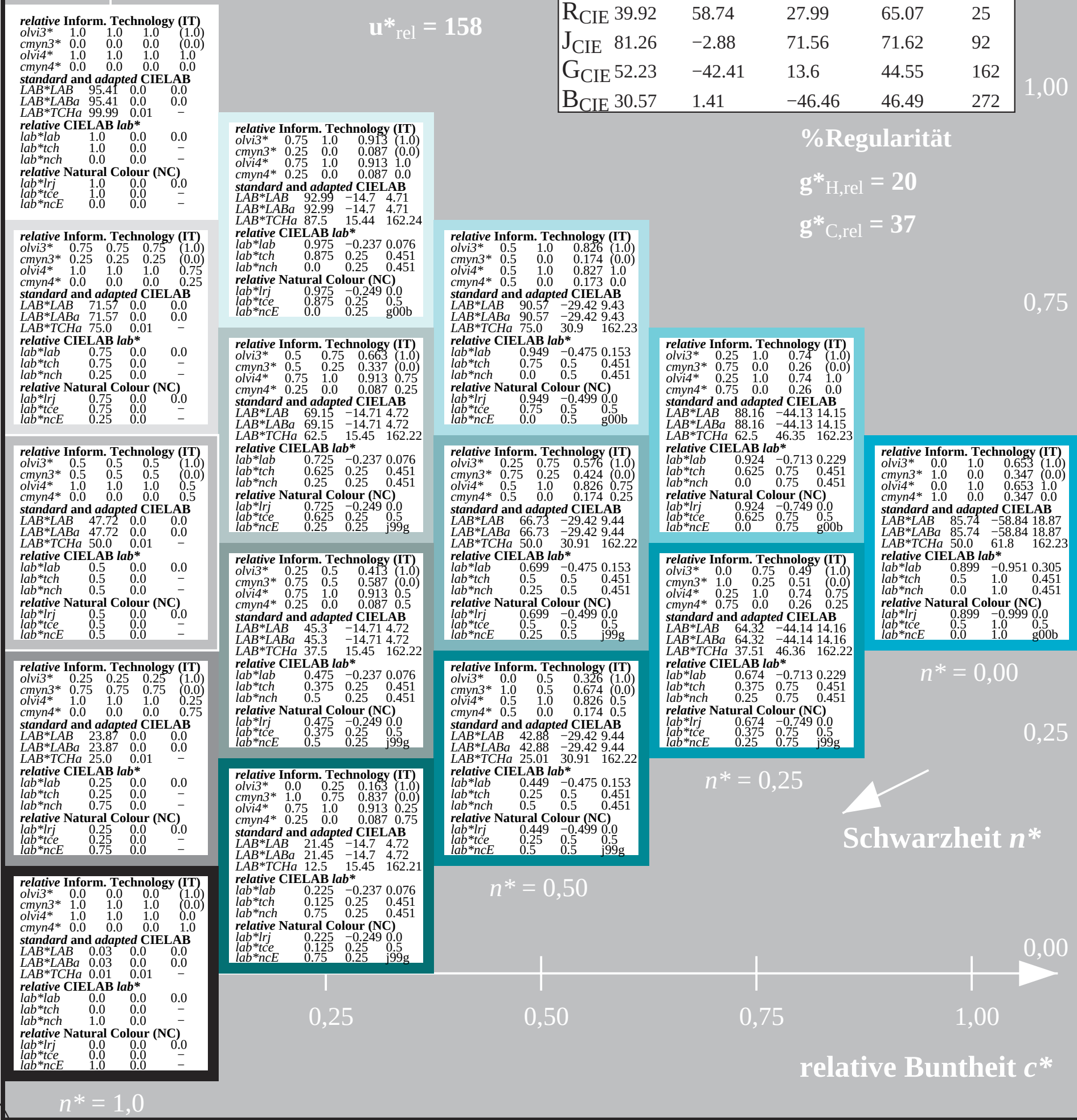

Ausgabe: Farbmetrisches Fernseh-Licht-System TLS00
für Buntton *h* = lab*h* = 162/360 = 0.451
lab*tch* und *lab*nch

D65: Buntton G
LCH*Ma: 86 62 162
olv*Ma: 0.0 1.0 0.65

Dreiecks-Helligkeit *t*

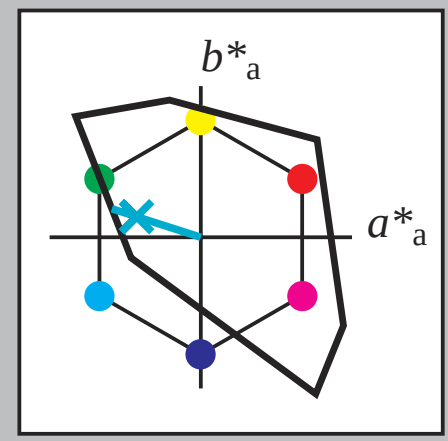

%Umfang
u^*_{rel} = 158

TLS00; adaptierte CIELAB-Daten

	$L^*=L^*_a$	a^*_a	b^*_a	$C^*_{ab,a}$	$h^*_{ab,a}$
O_{Ma}	50.5	76.92	64.55	100.42	40
Y_{Ma}	92.66	−20.69	90.75	93.08	103
L_{Ma}	83.63	−82.75	79.9	115.04	136
C_{Ma}	86.88	−46.16	−13.55	48.12	196
V_{Ma}	30.39	76.06	−103.59	128.52	306
M_{Ma}	57.3	94.35	−58.41	110.97	328
N_{Ma}	0.01	0.0	0.0	0.0	0
W_{Ma}	95.41	0.0	0.0	0.0	0
R_{CIE}	39.92	58.74	27.99	65.07	25
J_{CIE}	81.26	−2.88	71.56	71.62	92
G_{CIE}	52.23	−42.41	13.6	44.55	162
B_{CIE}	30.57	1.41	−46.46	46.49	272

%Regularität
$g^*_{H,rel}$ = 20
$g^*_{C,rel}$ = 37

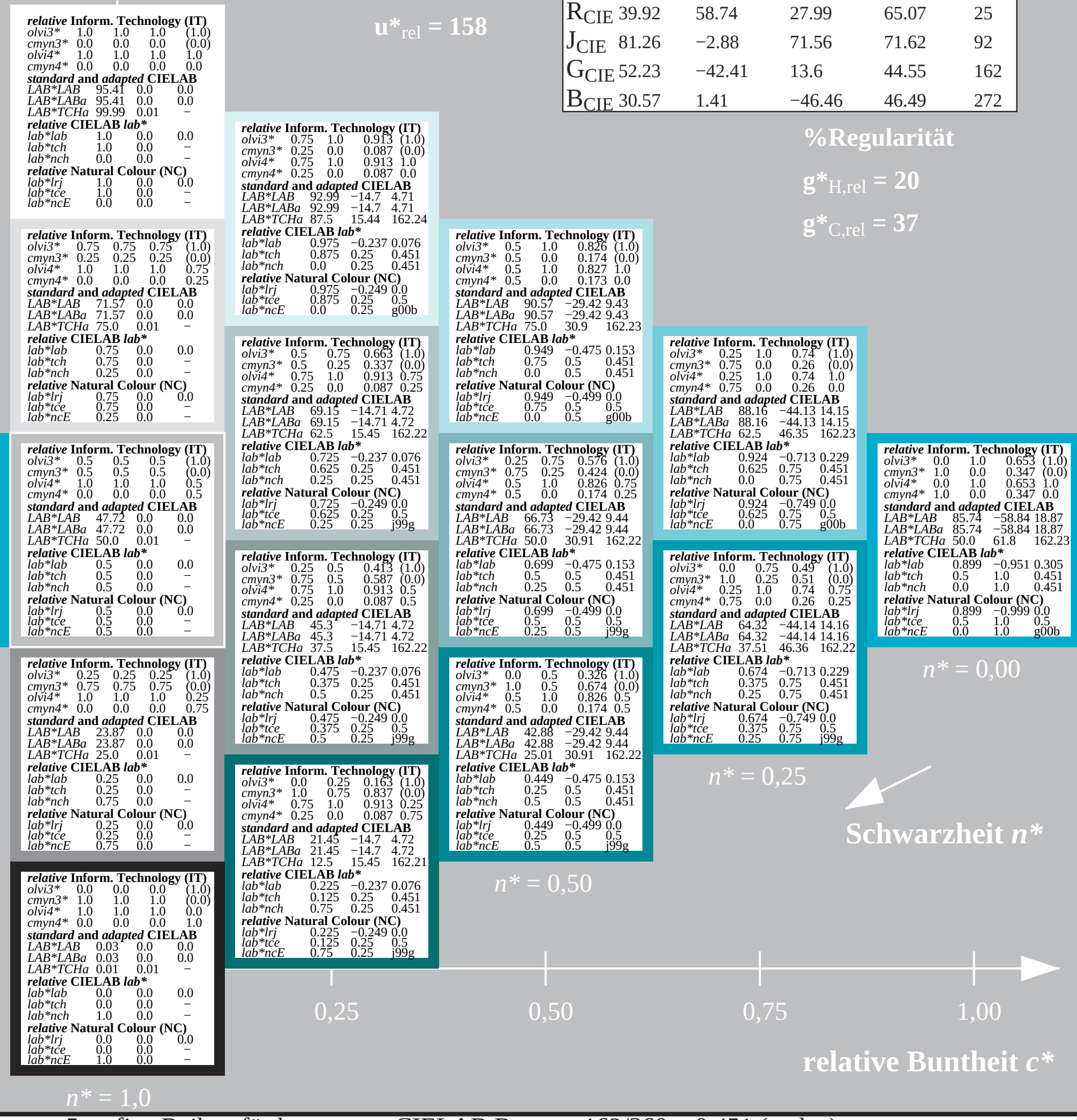

OG540−7, 5 stufige Reihen für konstanten CIELAB Buntton 162/360 = 0.451 (links)
5 stufige Reihen für konstanten CIELAB Buntton 162/360 = 0.451 (rechts)

Siehe ähnliche Dateien: http://www.ps.bam.de/OG54/
Technische Information: http://www.ps.bam.de Version 2.1, io=0,0, CIELAB

BAM-Registrierung: 20060101-OG54/10Q/Q54G08FP.PS/.PDF BAM-Material: Code=rha4ta
Anwendung für Beurteilung und Messung von Drucker− oder Monitorsystemen

/OG54/ Form: 9/10, Serie: 1/1, Seite: 9
Seitenz hlung 9

Siehe ähnliche Dateien: http://www.ps.bam.de/OG54/
Technische Information: http://www.ps.bam.de Version 2.1, io=0,0, CIELAB

Eingabe: Farbmetrisches Fernseh-Licht-System TLS00

für Buntton $h^* = lab^*h = 272/360 = 0.755$
lab*tch* und *lab*nch

D65: Buntton B
LCH*Ma: 65 49 272
olv*Ma: 0.0 0.61 1.0
Dreiecks-Helligkeit t^*

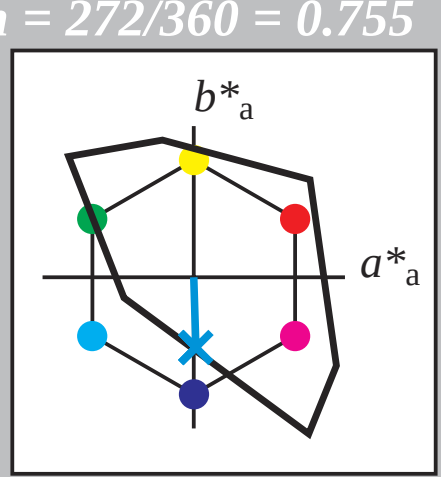

TLS00; adaptierte CIELAB-Daten

	$L^*=L^*_a$	a^*_a	b^*_a	$C^*_{ab,a}$	$h^*_{ab,a}$
O_{Ma}	50.5	76.92	64.55	100.42	40
Y_{Ma}	92.66	−20.69	90.75	93.08	103
L_{Ma}	83.63	−82.75	79.9	115.04	136
C_{Ma}	86.88	−46.16	−13.55	48.12	196
V_{Ma}	30.39	76.06	−103.59	128.52	306
M_{Ma}	57.3	94.35	−58.41	110.97	328
N_{Ma}	0.01	0.0	0.0	0.0	0
W_{Ma}	95.41	0.0	0.0	0.0	0
R_{CIE}	39.92	58.74	27.99	65.07	25
J_{CIE}	81.26	−2.88	71.56	71.62	92
G_{CIE}	52.23	−42.41	13.6	44.55	162
B_{CIE}	30.57	1.41	−46.46	46.49	272

%Umfang
$u^*_{rel} = 158$

%Regularität
$g^*_{H,rel} = 20$
$g^*_{C,rel} = 37$

relative Inform. Technology (IT)				
*olvi3**	1.0	1.0	1.0	(1.0)
*cmyn3**	0.0	0.0	0.0	(0.0)
*olvi4**	1.0	1.0	1.0	1.0
*cmyn4**	0.0	0.0	0.0	0.0
***standard* and *adapted* CIELAB**				
*LAB*LAB*	95.41	0.0	0.0	
*LAB*LABa*	95.41	0.0	0.0	
*LAB*TCHa*	99.99	0.01	–	
relative* CIELAB *lab*				
*lab*lab*	1.0	0.0	0.0	
*lab*tch*	1.0	0.0	–	
*lab*nch*	0.0	0.0	–	
***relative* Natural Colour (NC)**				
*lab*lrj*	1.0	0.0	0.0	
*lab*tce*	1.0	0.0	–	
*lab*ncE*	0.0	0.0	–	

relative Inform. Technology (IT)				
*olvi3**	0.75	0.75	0.75	(1.0)
*cmyn3**	0.25	0.25	0.25	(0.0)
*olvi4**	1.0	1.0	1.0	0.75
*cmyn4**	0.0	0.0	0.0	0.25
***standard* and *adapted* CIELAB**				
*LAB*LAB*	71.57	0.0	0.0	
*LAB*LABa*	71.57	0.0	0.0	
*LAB*TCHa*	75.0	0.01	–	
relative* CIELAB *lab*				
*lab*lab*	0.75	0.0	0.0	
*lab*tch*	0.75	0.0	–	
*lab*nch*	0.25	0.0	–	
***relative* Natural Colour (NC)**				
*lab*lrj*	0.75	0.0	0.0	
*lab*tce*	0.75	0.0	–	
*lab*ncE*	0.25	0.0	–	

relative Inform. Technology (IT)				
*olvi3**	0.5	0.5	0.5	(1.0)
*cmyn3**	0.5	0.5	0.5	(0.0)
*olvi4**	1.0	1.0	1.0	0.5
*cmyn4**	0.0	0.0	0.0	0.5
***standard* and *adapted* CIELAB**				
*LAB*LAB*	47.72	0.0	0.0	
*LAB*LABa*	47.72	0.0	0.0	
*LAB*TCHa*	50.0	0.01	–	
relative* CIELAB *lab*				
*lab*lab*	0.5	0.0	0.0	
*lab*tch*	0.5	0.0	–	
*lab*nch*	0.5	0.0	–	
***relative* Natural Colour (NC)**				
*lab*lrj*	0.5	0.0	0.0	
*lab*tce*	0.5	0.0	–	
*lab*ncE*	0.5	0.0	–	

relative Inform. Technology (IT)				
*olvi3**	0.25	0.25	0.25	(1.0)
*cmyn3**	0.75	0.75	0.75	(0.0)
*olvi4**	1.0	1.0	1.0	0.25
*cmyn4**	0.0	0.0	0.0	0.75
***standard* and *adapted* CIELAB**				
*LAB*LAB*	23.87	0.0	0.0	
*LAB*LABa*	23.87	0.0	0.0	
*LAB*TCHa*	25.0	0.01	–	
relative* CIELAB *lab*				
*lab*lab*	0.25	0.0	0.0	
*lab*tch*	0.25	0.0	–	
*lab*nch*	0.75	0.0	–	
***relative* Natural Colour (NC)**				
*lab*lrj*	0.25	0.0	0.0	
*lab*tce*	0.25	0.0	–	
*lab*ncE*	0.75	0.0	–	

relative Inform. Technology (IT)				
*olvi3**	0.0	0.0	0.0	(1.0)
*cmyn3**	1.0	1.0	1.0	(0.0)
*olvi4**	1.0	1.0	1.0	0.0
*cmyn4**	0.0	0.0	0.0	1.0
***standard* and *adapted* CIELAB**				
*LAB*LAB*	0.03	0.0	0.0	
*LAB*LABa*	0.03	0.0	0.0	
*LAB*TCHa*	0.01	0.01	–	
relative* CIELAB *lab*				
*lab*lab*	0.0	0.0	0.0	
*lab*tch*	0.0	0.0	–	
*lab*nch*	1.0	0.0	–	
***relative* Natural Colour (NC)**				
*lab*lrj*	0.0	0.0	0.0	
*lab*tce*	0.0	0.0	–	
*lab*ncE*	1.0	0.0	–	

relative Inform. Technology (IT)				
*olvi3**	0.75	0.903	1.0	(1.0)
*cmyn3**	0.25	0.097	0.0	(0.0)
*olvi4**	0.75	0.903	1.0	1.0
*cmyn4**	0.25	0.097	0.0	0.0
***standard* and *adapted* CIELAB**				
*LAB*LAB*	87.77	0.36	−12.14	
*LAB*LABa*	87.77	0.36	−12.14	
*LAB*TCHa*	87.5	12.16	271.7	
relative* CIELAB *lab*				
*lab*lab*	0.92	0.007	−0.249	
*lab*tch*	0.875	0.25	0.755	
*lab*nch*	0.0	0.25	0.755	
***relative* Natural Colour (NC)**				
*lab*lrj*	0.92	0.0	−0.249	
*lab*tce*	0.875	0.25	0.75	
*lab*ncE*	0.0	0.25	g99b	

relative Inform. Technology (IT)				
*olvi3**	0.5	0.653	0.75	(1.0)
*cmyn3**	0.5	0.347	0.25	(0.0)
*olvi4**	0.75	0.903	1.0	0.75
*cmyn4**	0.25	0.097	0.0	0.25
***standard* and *adapted* CIELAB**				
*LAB*LAB*	63.92	0.37	−12.15	
*LAB*LABa*	63.92	0.37	−12.15	
*LAB*TCHa*	62.5	12.17	271.74	
relative* CIELAB *lab*				
*lab*lab*	0.67	0.008	−0.249	
*lab*tch*	0.625	0.25	0.755	
*lab*nch*	0.25	0.25	0.755	
***relative* Natural Colour (NC)**				
*lab*lrj*	0.67	0.0	−0.249	
*lab*tce*	0.625	0.25	0.75	
*lab*ncE*	0.25	0.25	b00r	

relative Inform. Technology (IT)				
*olvi3**	0.25	0.403	0.5	(1.0)
*cmyn3**	0.75	0.597	0.5	(0.0)
*olvi4**	0.75	0.903	1.0	0.5
*cmyn4**	0.25	0.097	0.0	0.5
***standard* and *adapted* CIELAB**				
*LAB*LAB*	40.07	0.37	−12.15	
*LAB*LABa*	40.07	0.37	−12.15	
*LAB*TCHa*	37.5	12.17	271.74	
relative* CIELAB *lab*				
*lab*lab*	0.42	0.008	−0.249	
*lab*tch*	0.375	0.25	0.755	
*lab*nch*	0.5	0.25	0.755	
***relative* Natural Colour (NC)**				
*lab*lrj*	0.42	0.0	−0.249	
*lab*tce*	0.375	0.25	0.75	
*lab*ncE*	0.5	0.25	b00r	

relative Inform. Technology (IT)				
*olvi3**	0.0	0.153	0.25	(1.0)
*cmyn3**	1.0	0.847	0.75	(0.0)
*olvi4**	0.75	0.903	1.0	0.25
*cmyn4**	0.25	0.097	0.0	0.75
***standard* and *adapted* CIELAB**				
*LAB*LAB*	16.22	0.37	−12.15	
*LAB*LABa*	16.22	0.37	−12.15	
*LAB*TCHa*	12.5	12.17	271.76	
relative* CIELAB *lab*				
*lab*lab*	0.17	0.008	−0.249	
*lab*tch*	0.125	0.25	0.755	
*lab*nch*	0.75	0.25	0.755	
***relative* Natural Colour (NC)**				
*lab*lrj*	0.17	0.0	−0.249	
*lab*tce*	0.125	0.25	0.75	
*lab*ncE*	0.75	0.25	b00r	

relative Inform. Technology (IT)				
*olvi3**	0.5	0.805	1.0	(1.0)
*cmyn3**	0.5	0.195	0.0	(0.0)
*olvi4**	0.5	0.805	1.0	1.0
*cmyn4**	0.5	0.195	0.0	0.0
***standard* and *adapted* CIELAB**				
*LAB*LAB*	80.13	0.73	−24.31	
*LAB*LABa*	80.13	0.73	−24.31	
*LAB*TCHa*	75.0	24.33	271.72	
relative* CIELAB *lab*				
*lab*lab*	0.84	0.015	−0.499	
*lab*tch*	0.75	0.5	0.755	
*lab*nch*	0.0	0.5	0.755	
***relative* Natural Colour (NC)**				
*lab*lrj*	0.84	0.0	−0.499	
*lab*tce*	0.75	0.5	0.75	
*lab*ncE*	0.0	0.5	g99b	

relative Inform. Technology (IT)				
*olvi3**	0.25	0.555	0.75	(1.0)
*cmyn3**	0.75	0.445	0.25	(0.0)
*olvi4**	0.5	0.805	1.0	0.75
*cmyn4**	0.5	0.195	0.0	0.25
***standard* and *adapted* CIELAB**				
*LAB*LAB*	56.28	0.74	−24.32	
*LAB*LABa*	56.28	0.74	−24.32	
*LAB*TCHa*	50.0	24.34	271.74	
relative* CIELAB *lab*				
*lab*lab*	0.59	0.015	−0.499	
*lab*tch*	0.5	0.5	0.755	
*lab*nch*	0.25	0.5	0.755	
***relative* Natural Colour (NC)**				
*lab*lrj*	0.59	0.0	−0.499	
*lab*tce*	0.5	0.5	0.75	
*lab*ncE*	0.25	0.5	b00r	

relative Inform. Technology (IT)				
*olvi3**	0.0	0.305	0.5	(1.0)
*cmyn3**	1.0	0.695	0.5	(0.0)
*olvi4**	0.5	0.805	1.0	0.5
*cmyn4**	0.5	0.195	0.0	0.5
***standard* and *adapted* CIELAB**				
*LAB*LAB*	32.44	0.74	−24.32	
*LAB*LABa*	32.44	0.74	−24.32	
*LAB*TCHa*	25.01	24.34	271.75	
relative* CIELAB *lab*				
*lab*lab*	0.34	0.015	−0.499	
*lab*tch*	0.25	0.5	0.755	
*lab*nch*	0.5	0.5	0.755	
***relative* Natural Colour (NC)**				
*lab*lrj*	0.34	0.0	−0.499	
*lab*tce*	0.25	0.5	0.75	
*lab*ncE*	0.5	0.5	b00r	

relative Inform. Technology (IT)				
*olvi3**	0.25	0.708	1.0	(1.0)
*cmyn3**	0.75	0.292	0.0	(0.0)
*olvi4**	0.25	0.708	1.0	1.0
*cmyn4**	0.75	0.292	0.0	0.0
***standard* and *adapted* CIELAB**				
*LAB*LAB*	72.49	1.1	−36.47	
*LAB*LABa*	72.49	1.1	−36.47	
*LAB*TCHa*	62.5	36.5	271.73	
relative* CIELAB *lab*				
*lab*lab*	0.76	0.023	−0.749	
*lab*tch*	0.625	0.75	0.755	
*lab*nch*	0.0	0.75	0.755	
***relative* Natural Colour (NC)**				
*lab*lrj*	0.76	0.0	−0.749	
*lab*tce*	0.625	0.75	0.75	
*lab*ncE*	0.0	0.75	g99b	

relative Inform. Technology (IT)				
*olvi3**	0.0	0.458	0.75	(1.0)
*cmyn3**	1.0	0.542	0.25	(0.0)
*olvi4**	0.25	0.708	1.0	0.75
*cmyn4**	0.75	0.292	0.0	0.25
***standard* and *adapted* CIELAB**				
*LAB*LAB*	48.65	1.11	−36.48	
*LAB*LABa*	48.65	1.11	−36.48	
*LAB*TCHa*	37.51	36.51	271.75	
relative* CIELAB *lab*				
*lab*lab*	0.51	0.023	−0.749	
*lab*tch*	0.375	0.75	0.755	
*lab*nch*	0.25	0.75	0.755	
***relative* Natural Colour (NC)**				
*lab*lrj*	0.51	0.0	−0.749	
*lab*tce*	0.375	0.75	0.75	
*lab*ncE*	0.25	0.75	b00r	

relative Inform. Technology (IT)				
*olvi3**	0.0	0.61	1.0	(1.0)
*cmyn3**	1.0	0.39	0.0	(0.0)
*olvi4**	0.0	0.61	1.0	1.0
*cmyn4**	1.0	0.39	0.0	0.0
***standard* and *adapted* CIELAB**				
*LAB*LAB*	64.86	1.47	−48.64	
*LAB*LABa*	64.86	1.47	−48.64	
*LAB*TCHa*	50.0	48.67	271.74	
relative* CIELAB *lab*				
*lab*lab*	0.68	0.03	−0.998	
*lab*tch*	0.5	1.0	0.755	
*lab*nch*	0.0	1.0	0.755	
***relative* Natural Colour (NC)**				
*lab*lrj*	0.68	0.0	−0.999	
*lab*tce*	0.5	1.0	0.75	
*lab*ncE*	0.0	1.0	g99b	

1,00
0,75
0,25
0,00

$n^* = 0,00$
$n^* = 0,25$
$n^* = 0,50$
$n^* = 1,0$

Schwarzheit n^*

0,25 0,50 0,75 1,00

relative Buntheit c^*

Ausgabe: Farbmetrisches Fernseh-Licht-System TLS00

für Buntton $h^* = lab^*h = 272/360 = 0.755$
lab*tch* und *lab*nch

D65: Buntton B
LCH*Ma: 65 49 272
olv*Ma: 0.0 0.61 1.0
Dreiecks-Helligkeit t^*

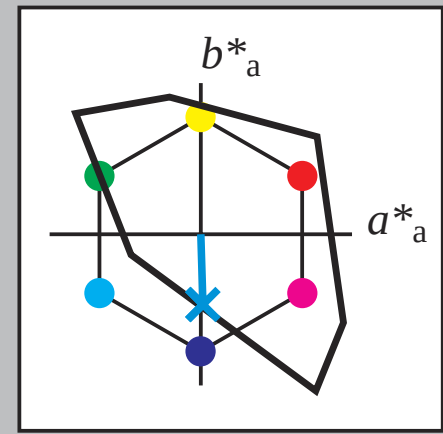

TLS00; adaptierte CIELAB-Daten

	$L^*=L^*_a$	a^*_a	b^*_a	$C^*_{ab,a}$	$h^*_{ab,a}$
O_{Ma}	50.5	76.92	64.55	100.42	40
Y_{Ma}	92.66	−20.69	90.75	93.08	103
L_{Ma}	83.63	−82.75	79.9	115.04	136
C_{Ma}	86.88	−46.16	−13.55	48.12	196
V_{Ma}	30.39	76.06	−103.59	128.52	306
M_{Ma}	57.3	94.35	−58.41	110.97	328
N_{Ma}	0.01	0.0	0.0	0.0	0
W_{Ma}	95.41	0.0	0.0	0.0	0
R_{CIE}	39.92	58.74	27.99	65.07	25
J_{CIE}	81.26	−2.88	71.56	71.62	92
G_{CIE}	52.23	−42.41	13.6	44.55	162
B_{CIE}	30.57	1.41	−46.46	46.49	272

%Umfang
$u^*_{rel} = 158$

%Regularität
$g^*_{H,rel} = 20$
$g^*_{C,rel} = 37$

(Die 15 Datenblöcke der rechten Hälfte entsprechen den Blöcken der linken Hälfte.)

$n^* = 0,00$
$n^* = 0,25$
$n^* = 0,50$
$n^* = 1,0$

Schwarzheit n^*

0,25 0,50 0,75 1,00

relative Buntheit c^*

OG540−7, 5 stufige Reihen für konstanten CIELAB Buntton 272/360 = 0.755 (links)
5 stufige Reihen für konstanten CIELAB Buntton 272/360 = 0.755 (rechts)

BAM-Prüfvorlage OG54; Farbmetrik-Systeme TLS00 & TLS00 input: *cmy0* setcmykcolor*
D65: 2 Koordinatendaten von 5stufigen Farbreihen für 10 Bunttöne output: *cmy0* / 000n* setcmykcolor*

BAM-Registrierung: 20060101-OG54/10Q/Q54G09FP.PS/.PDF BAM-Material: Code=rha4ta
Anwendung für Beurteilung und Messung von Drucker- oder Monitorsystemen
/OG54/ Form: 10/10Serie: 1/1, Seite: 10 Seitenz hlung 10