Siehe ähnliche Dateien: http://www.ps.bam.de/OG55/
Technische Information: http://www.ps.bam.de Version 2.1, io=0,0?

BAM-Registrierung: 20060101-OG55/10S/S55G00SP.PS/.PDF BAM-Material: Code=rha4ta
Anwendung für Beurteilung und Messung von Drucker– oder Monitorsystemen
/OG55/ Form: 1/10, Serie: 1/1, Seite: 1 Sattelstreifung 1

Eingabe: Farbmetrisches Fernseh-Licht-System TLS00

für Buntton *h = lab*h = 40/360 = 0.111***
lab*tch* und *lab*nch

D65: Buntton O
LCH*Ma: 51 100 40
olv*Ma: 1.0 0.0 0.0

Dreiecks-Helligkeit *t**

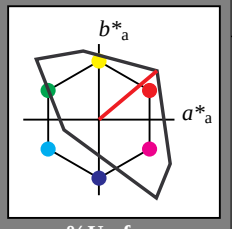

%Umfang

u*rel = 158

TLS00; adaptierte CIELAB-Daten

	L*=L*a	a*a	b*a	C*ab,a	h*ab,a
O_{Ma}	50.5	76.92	64.55	100.42	40
Y_{Ma}	92.66	−20.69	90.75	93.08	103
L_{Ma}	83.63	−82.75	79.9	115.04	136
C_{Ma}	86.88	−46.16	−13.55	48.12	196
V_{Ma}	30.39	76.06	−103.59	128.52	306
M_{Ma}	57.3	94.35	−58.41	110.97	328
N_{Ma}	0.01	0.0	0.0	0.0	0
W_{Ma}	95.41	0.0	0.0	0.0	0
R_{CIE}	39.92	58.74	27.99	65.07	25
J_{CIE}	81.26	−2.88	71.56	71.62	92
G_{CIE}	52.23	−42.41	13.6	44.55	162
B_{CIE}	30.57	1.41	−46.46	46.49	272

%Regularität

g*H,rel = 20

g*C,rel = 37

1,00

0,75

0,25

0,00

Schwarzheit *n**

n = 0,00

n = 0,25

n = 0,50

n = 1,0

0,25 0,50 0,75 1,00

relative Buntheit *c**

relative Inform. Technology (IT)
olvi3* 1.0 0.75 0.75 (1.0)
cmyn3* 0.25 0.25 0.25 (0.0)
olvi4* 1.0 1.0 1.0 0.75
cmyn4* 0.0 0.0 0.0 0.25
standard and adapted CIELAB
LAB*LAB 71.57 0.0 0.0
LAB*LABa 71.57 0.0 0.0
LAB*TCHa 75.0 0.01 –
relative CIELAB *lab**
lab*lab 0.75 0.0 0.0
lab*tch 0.75 0.0 –
lab*nch 0.25 0.0 –
relative Natural Colour (NC)
lab*lrj 0.75 0.0 0.0
lab*tce 0.75 0.0 –
lab*ncE 0.25 0.0 –

relative Inform. Technology (IT)
olvi3* 0.5 0.5 0.5 (1.0)
cmyn3* 0.5 0.5 0.5 (0.0)
olvi4* 1.0 1.0 1.0 0.5
cmyn4* 0.0 0.0 0.0 0.5
standard and adapted CIELAB
LAB*LAB 47.72 0.0 0.0
LAB*LABa 47.72 0.0 0.0
LAB*TCHa 50.0 0.01 –
relative CIELAB *lab**
lab*lab 0.5 0.0 0.0
lab*tch 0.5 0.0 –
lab*nch 0.5 0.0 –
relative Natural Colour (NC)
lab*lrj 0.5 0.0 0.0
lab*tce 0.5 0.0 –
lab*ncE 0.5 0.0 –

relative Inform. Technology (IT)
olvi3* 0.25 0.25 0.25 (1.0)
cmyn3* 0.75 0.75 0.75 (0.0)
olvi4* 1.0 1.0 1.0 0.25
cmyn4* 0.0 0.0 0.0 0.75
standard and adapted CIELAB
LAB*LAB 23.87 0.0 0.0
LAB*LABa 23.87 0.0 0.0
LAB*TCHa 25.0 0.01 –
relative CIELAB *lab**
lab*lab 0.25 0.0 0.0
lab*tch 0.25 0.0 –
lab*nch 0.75 0.0 –
relative Natural Colour (NC)
lab*lrj 0.25 0.0 0.0
lab*tce 0.25 0.0 –
lab*ncE 0.75 0.0 –

relative Inform. Technology (IT)
olvi3* 0.0 0.0 0.0 (1.0)
cmyn3* 1.0 1.0 1.0 (0.0)
olvi4* 1.0 1.0 1.0 0.0
cmyn4* 0.0 0.0 0.0 1.0
standard and adapted CIELAB
LAB*LAB 0.03 0.0 0.0
LAB*LABa 0.03 0.0 0.0
LAB*TCHa 0.01 0.01 –
relative CIELAB *lab**
lab*lab 0.0 0.0 0.0
lab*tch 0.0 0.0 –
lab*nch 1.0 0.0 –
relative Natural Colour (NC)
lab*lrj 0.0 0.0 0.0
lab*tce 0.0 0.0 –
lab*ncE 1.0 0.0 –

relative Inform. Technology (IT)
olvi3* 1.0 0.75 0.75 (1.0)
cmyn3* 0.0 0.25 0.25 (0.0)
olvi4* 1.0 1.0 1.0 0.75
cmyn4* 0.0 0.0 0.0 0.25
standard and adapted CIELAB
LAB*LAB 71.57 0.0 0.0
LAB*LABa 71.57 0.0 0.0
LAB*TCHa 75.0 0.01 –
relative CIELAB *lab**
lab*lab 0.75 0.0 0.0
lab*tch 0.75 0.0 –
lab*nch 0.25 0.0 –
relative Natural Colour (NC)
lab*lrj 0.75 0.0 0.0
lab*tce 0.75 0.0 –
lab*ncE 0.25 0.0 –

relative Inform. Technology (IT)
olvi3* 0.75 0.25 0.25 (1.0)
cmyn3* 0.25 0.75 0.75 (0.0)
olvi4* 1.0 0.5 0.5 0.75
cmyn4* 0.0 0.5 0.5 0.25
standard and adapted CIELAB
LAB*LAB 49.11 38.46 32.28
LAB*LABa 49.11 38.46 32.28
LAB*TCHa 50.0 50.21 40.0
relative CIELAB *lab**
lab*lab 0.515 0.383 0.321
lab*tch 0.5 0.5 0.111
lab*nch 0.25 0.5 0.111
relative Natural Colour (NC)
lab*lrj 0.515 0.471 0.167
lab*tce 0.5 0.5 0.054
lab*ncE 0.25 0.5 r21j

relative Inform. Technology (IT)
olvi3* 0.25 0.25 0.25 (1.0)
cmyn3* 0.75 0.75 0.75 (0.0)
olvi4* 1.0 1.0 1.0 0.5
cmyn4* 0.0 0.25 0.25 0.5
standard and adapted CIELAB
LAB*LAB 36.48 19.23 16.14
LAB*LABa 36.48 19.23 16.14
LAB*TCHa 37.5 25.1 40.0
relative CIELAB *lab**
lab*lab 0.382 0.192 0.161
lab*tch 0.375 0.25 0.111
lab*nch 0.5 0.25 0.111
relative Natural Colour (NC)
lab*lrj 0.382 0.236 0.084
lab*tce 0.375 0.25 0.054
lab*ncE 0.5 0.25 r21j

relative Inform. Technology (IT)
olvi3* 0.25 0.0 0.0 (1.0)
cmyn3* 0.75 1.0 1.0 (0.0)
olvi4* 1.0 0.75 0.75 0.25
cmyn4* 0.0 0.25 0.25 0.75
standard and adapted CIELAB
LAB*LAB 12.64 19.22 16.13
LAB*LABa 12.64 19.22 16.13
LAB*TCHa 12.5 25.09 40.0
relative CIELAB *lab**
lab*lab 0.132 0.191 0.161
lab*tch 0.125 0.25 0.111
lab*nch 0.75 0.25 0.111
relative Natural Colour (NC)
lab*lrj 0.132 0.235 0.084
lab*tce 0.125 0.25 0.054
lab*ncE 0.75 0.25 r21j

relative Inform. Technology (IT)
olvi3* 1.0 0.5 0.5 (1.0)
cmyn3* 0.0 0.5 0.5 (0.0)
olvi4* 1.0 0.5 0.5 1.0
cmyn4* 0.0 0.5 0.5 0.0
standard and adapted CIELAB
LAB*LAB 72.95 38.45 32.27
LAB*LABa 72.95 38.45 32.27
LAB*TCHa 75.0 50.2 40.0
relative CIELAB *lab**
lab*lab 0.765 0.383 0.321
lab*tch 0.75 0.5 0.111
lab*nch 0.0 0.5 0.111
relative Natural Colour (NC)
lab*lrj 0.765 0.471 0.167
lab*tce 0.75 0.5 0.054
lab*ncE 0.0 0.5 r21j

relative Inform. Technology (IT)
olvi3* 0.75 0.25 0.25 (1.0)
cmyn3* 0.25 0.75 0.75 (0.0)
olvi4* 1.0 0.5 0.5 0.75
cmyn4* 0.0 0.5 0.5 0.25
standard and adapted CIELAB
LAB*LAB 49.11 38.46 32.28
LAB*LABa 49.11 38.46 32.28
LAB*TCHa 50.0 50.21 40.0
relative CIELAB *lab**
lab*lab 0.515 0.383 0.321
lab*tch 0.5 0.5 0.111
lab*nch 0.25 0.5 0.111
relative Natural Colour (NC)
lab*lrj 0.515 0.471 0.167
lab*tce 0.5 0.5 0.054
lab*ncE 0.25 0.5 r21j

relative Inform. Technology (IT)
olvi3* 0.5 0.0 0.0 (1.0)
cmyn3* 0.5 1.0 1.0 (0.0)
olvi4* 1.0 0.5 0.5 0.5
cmyn4* 0.0 0.5 0.5 0.5
standard and adapted CIELAB
LAB*LAB 25.26 38.45 32.27
LAB*LABa 25.26 38.45 32.27
LAB*TCHa 25.01 50.2 40.0
relative CIELAB *lab**
lab*lab 0.265 0.383 0.321
lab*tch 0.25 0.5 0.111
lab*nch 0.5 0.5 0.111
relative Natural Colour (NC)
lab*lrj 0.265 0.471 0.167
lab*tce 0.25 0.5 0.054
lab*ncE 0.5 0.5 r21j

relative Inform. Technology (IT)
olvi3* 1.0 0.0 0.0 (1.0)
cmyn3* 0.0 1.0 1.0 (0.0)
olvi4* 1.0 0.0 0.0 1.0
cmyn4* 0.0 1.0 1.0 0.0
standard and adapted CIELAB
LAB*LAB 50.5 76.9 64.54
LAB*LABa 50.5 76.9 64.54
LAB*TCHa 50.0 100.4 40.0
relative CIELAB *lab**
lab*lab 0.529 0.766 0.643
lab*tch 0.5 1.0 0.111
lab*nch 0.0 1.0 0.111
relative Natural Colour (NC)
lab*lrj 0.529 0.942 0.335
lab*tce 0.5 1.0 0.054
lab*ncE 0.0 1.0 r21j

relative Inform. Technology (IT)
olvi3* 0.75 0.0 0.0 (1.0)
cmyn3* 0.25 1.0 1.0 (0.0)
olvi4* 1.0 0.25 0.25 0.75
cmyn4* 0.0 0.75 0.75 0.25
standard and adapted CIELAB
LAB*LAB 37.88 57.68 48.41
LAB*LABa 37.88 57.68 48.41
LAB*TCHa 37.51 75.3 40.0
relative CIELAB *lab**
lab*lab 0.397 0.574 0.482
lab*tch 0.375 0.75 0.111
lab*nch 0.25 0.75 0.111
relative Natural Colour (NC)
lab*lrj 0.397 0.707 0.251
lab*tce 0.375 0.75 0.054
lab*ncE 0.25 0.75 r21j

relative Inform. Technology (IT)
olvi3* 1.0 0.25 0.25 (1.0)
cmyn3* 0.0 0.75 0.75 (0.0)
olvi4* 1.0 0.25 0.25 1.0
cmyn4* 0.0 0.75 0.75 0.0
standard and adapted CIELAB
LAB*LAB 61.72 57.68 48.41
LAB*LABa 61.72 57.68 48.41
LAB*TCHa 62.5 75.3 40.0
relative CIELAB *lab**
lab*lab 0.647 0.574 0.482
lab*tch 0.625 0.75 0.111
lab*nch 0.0 0.75 0.111
relative Natural Colour (NC)
lab*lrj 0.647 0.707 0.251
lab*tce 0.625 0.75 0.054
lab*ncE 0.0 0.75 r21j

relative Inform. Technology (IT)
olvi3* 1.0 0.0 0.0 (1.0)
cmyn3* 0.0 1.0 1.0 (0.0)
olvi4* 1.0 0.0 0.0 1.0
cmyn4* 0.0 1.0 1.0 0.0
standard and adapted CIELAB
LAB*LAB 50.5 76.9 64.54
LAB*LABa 50.5 76.9 64.54
LAB*TCHa 50.0 100.4 40.0
relative CIELAB *lab**
lab*lab 0.529 0.766 0.643
lab*tch 0.5 1.0 0.111
lab*nch 0.0 1.0 0.111
relative Natural Colour (NC)
lab*lrj 0.529 0.942 0.335
lab*tce 0.5 1.0 0.054
lab*ncE 0.0 1.0 r21j

Ausgabe: Farbmetrisches Offset-Reflektiv-System ORS18

für Buntton *h = lab*h = 38/360 = 0.105***
lab*tch* und *lab*nch

D65: Buntton O
LCH*Ma: 48 83 38
olv*Ma: 1.0 0.0 0.0

Dreiecks-Helligkeit *t**

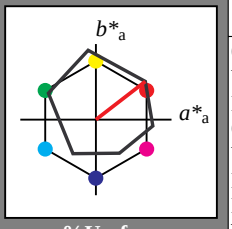

%Umfang

u*rel = 93

ORS18; adaptierte CIELAB-Daten

	L*=L*a	a*a	b*a	C*ab,a	h*ab,a
O_{Ma}	47.94	65.39	50.52	82.63	38
Y_{Ma}	90.37	−10.26	91.75	92.32	96
L_{Ma}	50.9	−62.83	34.96	71.91	151
C_{Ma}	58.62	−30.34	−45.01	54.3	236
V_{Ma}	25.72	31.1	−44.4	54.22	305
M_{Ma}	48.13	75.28	−8.36	75.74	354
N_{Ma}	18.01	0.0	0.0	0.0	0
W_{Ma}	95.41	0.0	0.0	0.0	0
R_{CIE}	39.92	58.66	26.98	64.57	25
J_{CIE}	81.26	−2.16	67.76	67.79	92
G_{CIE}	52.23	−42.25	11.76	43.87	164
B_{CIE}	30.57	1.15	−46.84	46.86	271

%Regularität

g*H,rel = 57

g*C,rel = 59

relative Inform. Technology (IT)
olvi3* 1.0 0.75 0.75 (1.0)
cmyn3* 0.0 0.25 0.25 (0.0)
olvi4* 1.0 0.75 0.75 1.0
cmyn4* 0.0 0.25 0.25 0.0
standard and adapted CIELAB
LAB*LAB 83.54 15.58 16.58
LAB*LABa 83.54 16.34 12.62
LAB*TCHa 87.5 20.65 37.69
relative CIELAB *lab**
lab*lab 0.847 0.198 0.153
lab*tch 0.875 0.25 0.105
lab*nch 0.0 0.25 0.105
relative Natural Colour (NC)
lab*lrj 0.847 0.238 0.075
lab*tce 0.875 0.25 0.048
lab*ncE 0.0 0.25 r19j

relative Inform. Technology (IT)
olvi3* 0.75 0.75 0.75 (1.0)
cmyn3* 0.25 0.25 0.25 (0.0)
olvi4* 1.0 1.0 1.0 0.75
cmyn4* 0.0 0.0 0.0 0.25
standard and adapted CIELAB
LAB*LAB 76.06 −0.61 3.44
LAB*LABa 76.06 0.0 0.0
LAB*TCHa 75.0 0.01 –
relative CIELAB *lab**
lab*lab 0.75 0.0 0.0
lab*tch 0.75 0.0 –
lab*nch 0.25 0.0 –
relative Natural Colour (NC)
lab*lrj 0.75 0.0 0.0
lab*tce 0.75 0.0 –
lab*ncE 0.25 0.0 –

relative Inform. Technology (IT)
olvi3* 0.75 0.5 0.5 (1.0)
cmyn3* 0.25 0.5 0.5 (0.0)
olvi4* 1.0 0.75 0.75 0.75
cmyn4* 0.0 0.25 0.25 0.25
standard and adapted CIELAB
LAB*LAB 64.19 15.96 15.28
LAB*LABa 64.19 16.35 12.63
LAB*TCHa 62.5 20.66 37.69
relative CIELAB *lab**
lab*lab 0.597 0.198 0.153
lab*tch 0.625 0.25 0.105
lab*nch 0.25 0.25 0.105
relative Natural Colour (NC)
lab*lrj 0.597 0.239 0.075
lab*tce 0.625 0.25 0.048
lab*ncE 0.25 0.25 r19j

relative Inform. Technology (IT)
olvi3* 0.5 0.5 0.5 (1.0)
cmyn3* 0.5 0.5 0.5 (0.0)
olvi4* 1.0 1.0 1.0 0.5
cmyn4* 0.0 0.0 0.0 0.5
standard and adapted CIELAB
LAB*LAB 56.71 −0.24 2.14
LAB*LABa 56.71 0.0 0.0
LAB*TCHa 50.0 0.01 –
relative CIELAB *lab**
lab*lab 0.5 0.0 0.0
lab*tch 0.5 0.0 –
lab*nch 0.5 0.0 –
relative Natural Colour (NC)
lab*lrj 0.5 0.0 0.0
lab*tce 0.5 0.0 –
lab*ncE 0.5 0.0 –

relative Inform. Technology (IT)
olvi3* 0.25 0.25 0.25 (1.0)
cmyn3* 0.75 0.75 0.75 (0.0)
olvi4* 1.0 1.0 1.0 0.25
cmyn4* 0.0 0.0 0.0 0.75
standard and adapted CIELAB
LAB*LAB 37.36 0.13 0.83
LAB*LABa 37.36 0.0 0.0
LAB*TCHa 25.0 0.01 –
relative CIELAB *lab**
lab*lab 0.25 0.0 0.0
lab*tch 0.25 0.0 –
lab*nch 0.75 0.0 –
relative Natural Colour (NC)
lab*lrj 0.25 0.0 0.0
lab*tce 0.25 0.0 –
lab*ncE 0.75 0.0 –

relative Inform. Technology (IT)
olvi3* 0.0 0.0 0.0 (1.0)
cmyn3* 1.0 1.0 1.0 (0.0)
olvi4* 1.0 1.0 1.0 0.0
cmyn4* 0.0 0.0 0.0 1.0
standard and adapted CIELAB
LAB*LAB 18.02 0.5 −0.47
LAB*LABa 18.02 0.0 0.0
LAB*TCHa 0.01 0.01 –
relative CIELAB *lab**
lab*lab 0.0 0.0 0.0
lab*tch 0.0 0.0 –
lab*nch 1.0 0.0 –
relative Natural Colour (NC)
lab*lrj 0.0 0.0 0.0
lab*tce 0.0 0.0 –
lab*ncE 1.0 0.0 –

relative Inform. Technology (IT)
olvi3* 1.0 0.5 0.5 (1.0)
cmyn3* 0.0 0.5 0.5 (0.0)
olvi4* 1.0 0.5 0.5 1.0
cmyn4* 0.0 0.5 0.5 0.0
standard and adapted CIELAB
LAB*LAB 71.67 32.15 28.41
LAB*LABa 71.67 32.69 25.25
LAB*TCHa 75.0 41.31 37.69
relative CIELAB *lab**
lab*lab 0.693 0.396 0.306
lab*tch 0.75 0.5 0.105
lab*nch 0.0 0.5 0.105
relative Natural Colour (NC)
lab*lrj 0.693 0.477 0.15
lab*tce 0.75 0.5 0.048
lab*ncE 0.0 0.5 r19j

relative Inform. Technology (IT)
olvi3* 0.75 0.25 0.25 (1.0)
cmyn3* 0.25 0.75 0.75 (0.0)
olvi4* 1.0 0.5 0.5 0.75
cmyn4* 0.0 0.5 0.5 0.25
standard and adapted CIELAB
LAB*LAB 52.33 32.53 27.11
LAB*LABa 52.33 32.69 25.26
LAB*TCHa 50.0 41.31 37.69
relative CIELAB *lab**
lab*lab 0.443 0.396 0.306
lab*tch 0.5 0.5 0.105
lab*nch 0.25 0.5 0.105
relative Natural Colour (NC)
lab*lrj 0.443 0.477 0.15
lab*tce 0.5 0.5 0.048
lab*ncE 0.25 0.5 r19j

relative Inform. Technology (IT)
olvi3* 0.25 0.25 0.25 (1.0)
cmyn3* 0.75 0.75 0.75 (0.0)
olvi4* 1.0 0.75 0.75 0.5
cmyn4* 0.0 0.25 0.25 0.5
standard and adapted CIELAB
LAB*LAB 44.84 16.35 12.63
LAB*LABa 44.84 16.33 13.97
LAB*TCHa 37.5 20.66 37.69
relative CIELAB *lab**
lab*lab 0.347 0.198 0.153
lab*tch 0.375 0.25 0.105
lab*nch 0.5 0.25 0.105
relative Natural Colour (NC)
lab*lrj 0.347 0.239 0.075
lab*tce 0.375 0.25 0.048
lab*ncE 0.5 0.25 r19j

relative Inform. Technology (IT)
olvi3* 0.25 0.0 0.0 (1.0)
cmyn3* 0.75 1.0 1.0 (0.0)
olvi4* 1.0 0.75 0.75 0.25
cmyn4* 0.0 0.25 0.25 0.75
standard and adapted CIELAB
LAB*LAB 25.5 16.7 12.66
LAB*LABa 25.5 16.34 12.62
LAB*TCHa 12.5 20.65 37.69
relative CIELAB *lab**
lab*lab 0.097 0.198 0.153
lab*tch 0.125 0.25 0.105
lab*nch 0.75 0.25 0.105
relative Natural Colour (NC)
lab*lrj 0.097 0.238 0.075
lab*tce 0.125 0.25 0.048
lab*ncE 0.75 0.25 r19j

relative Inform. Technology (IT)
olvi3* 0.5 0.0 0.0 (1.0)
cmyn3* 0.5 1.0 1.0 (0.0)
olvi4* 1.0 0.5 0.5 0.5
cmyn4* 0.0 0.5 0.5 0.5
standard and adapted CIELAB
LAB*LAB 32.98 32.9 25.8
LAB*LABa 32.98 32.69 25.25
LAB*TCHa 25.01 41.31 37.69
relative CIELAB *lab**
lab*lab 0.193 0.396 0.306
lab*tch 0.25 0.5 0.105
lab*nch 0.5 0.5 0.105
relative Natural Colour (NC)
lab*lrj 0.193 0.477 0.15
lab*tce 0.25 0.5 0.048
lab*ncE 0.5 0.5 r19j

relative Inform. Technology (IT)
olvi3* 0.75 0.0 0.0 (1.0)
cmyn3* 0.25 1.0 1.0 (0.0)
olvi4* 1.0 0.25 0.25 0.75
cmyn4* 0.0 0.75 0.75 0.25
standard and adapted CIELAB
LAB*LAB 40.46 49.1 38.93
LAB*LABa 40.46 49.03 37.88
LAB*TCHa 37.51 61.96 37.69
relative CIELAB *lab**
lab*lab 0.29 0.593 0.458
lab*tch 0.375 0.75 0.105
lab*nch 0.25 0.75 0.105
relative Natural Colour (NC)
lab*lrj 0.29 0.716 0.224
lab*tce 0.375 0.75 0.048
lab*ncE 0.25 0.75 r19j

relative Inform. Technology (IT)
olvi3* 1.0 0.25 0.25 (1.0)
cmyn3* 0.0 0.75 0.75 (0.0)
olvi4* 1.0 0.25 0.25 1.0
cmyn4* 0.0 0.75 0.75 0.0
standard and adapted CIELAB
LAB*LAB 59.8 48.73 40.24
LAB*LABa 59.8 49.03 37.88
LAB*TCHa 62.5 61.96 37.69
relative CIELAB *lab**
lab*lab 0.54 0.593 0.458
lab*tch 0.625 0.75 0.105
lab*nch 0.0 0.75 0.105
relative Natural Colour (NC)
lab*lrj 0.54 0.716 0.224
lab*tce 0.625 0.75 0.048
lab*ncE 0.0 0.75 r19j

relative Inform. Technology (IT)
olvi3* 0.75 0.0 0.0 (1.0)
cmyn3* 0.25 1.0 1.0 (0.0)
olvi4* 1.0 0.0 0.0 1.0
cmyn4* 0.0 1.0 1.0 0.0
standard and adapted CIELAB
LAB*LAB 47.94 65.3 52.06
LAB*LABa 47.94 65.37 50.51
LAB*TCHa 50.0 82.61 37.69
relative CIELAB *lab**
lab*lab 0.387 0.791 0.611
lab*tch 0.5 1.0 0.105
lab*nch 0.0 1.0 0.105
relative Natural Colour (NC)
lab*lrj 0.387 0.954 0.299
lab*tce 0.5 1.0 0.048
lab*ncE 0.0 1.0 r19j

OG550−7, 5 stufige Reihen für konstanten CIELAB Buntton 40/360 = 0.111 (links) 5 stufige Reihen für konstanten CIELAB Buntton 38/360 = 0.105 (rechts)

Siehe ähnliche Dateien: http://www.ps.bam.de/OG55/
Technische Information: http://www.ps.bam.de Version 2.1, io=0,0?

Eingabe: Farbmetrisches Fernseh-Licht-System TLS00

für Buntton *h = lab*h = 103/360 = 0.286**
lab*tch* und *lab*nch

D65: Buntton Y
LCH*Ma: 93 93 103
olv*Ma: 1.0 1.0 0.0

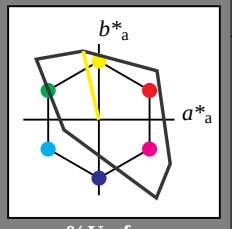

Dreiecks-Helligkeit *t**

%Umfang

u*rel = 158

TLS00; adaptierte CIELAB-Daten

	L*=L*a	a*a	b*a	C*ab,a	h*ab,a
O_{Ma}	50.5	76.92	64.55	100.42	40
Y_{Ma}	92.66	−20.69	90.75	93.08	103
L_{Ma}	83.63	−82.75	79.9	115.04	136
C_{Ma}	86.88	−46.16	−13.55	48.12	196
V_{Ma}	30.39	76.06	−103.59	128.52	306
M_{Ma}	57.3	94.35	−58.41	110.97	328
N_{Ma}	0.01	0.0	0.0	0.0	0
W_{Ma}	95.41	0.0	0.0	0.0	0
R_{CIE}	39.92	58.74	27.99	65.07	25
J_{CIE}	81.26	−2.88	71.56	71.62	92
G_{CIE}	52.23	−42.41	13.6	44.55	162
B_{CIE}	30.57	1.41	−46.46	46.49	272

%Regularität

g*H,rel = 20

g*C,rel = 37

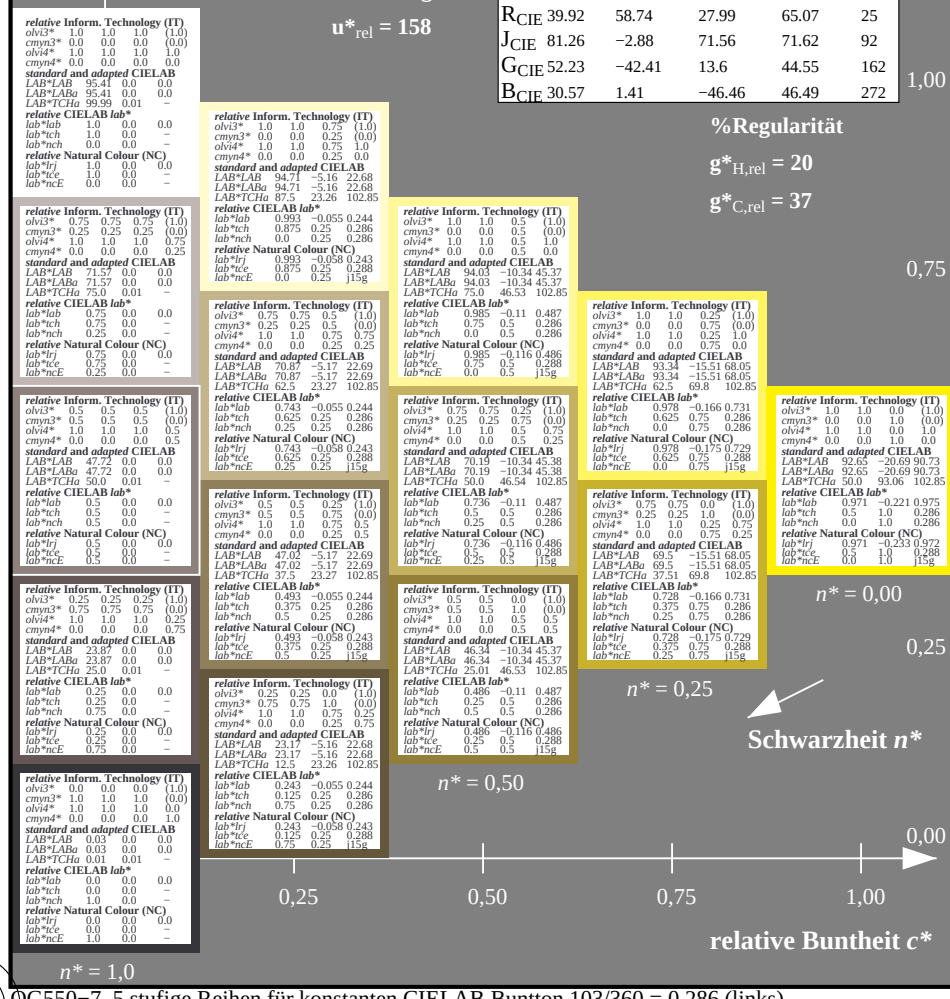

Ausgabe: Farbmetrisches Offset-Reflektiv-System ORS18

für Buntton *h = lab*h = 96/360 = 0.268**
lab*tch* und *lab*nch

D65: Buntton Y
LCH*Ma: 90 92 96
olv*Ma: 1.0 1.0 0.0

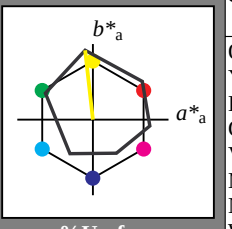

Dreiecks-Helligkeit *t**

%Umfang

u*rel = 93

ORS18; adaptierte CIELAB-Daten

	L*=L*a	a*a	b*a	C*ab,a	h*ab,a
O_{Ma}	47.94	65.39	50.52	82.63	38
Y_{Ma}	90.37	−10.26	91.75	92.32	96
L_{Ma}	50.9	−62.83	34.96	71.91	151
C_{Ma}	58.62	−30.34	−45.01	54.3	236
V_{Ma}	25.72	31.1	−44.4	54.22	305
M_{Ma}	48.13	75.28	−8.36	75.74	354
N_{Ma}	18.01	0.0	0.0	0.0	0
W_{Ma}	95.41	0.0	0.0	0.0	0
R_{CIE}	39.92	58.66	26.98	64.57	25
J_{CIE}	81.26	−2.16	67.76	67.79	92
G_{CIE}	52.23	−42.25	11.76	43.87	164
B_{CIE}	30.57	1.15	−46.84	46.86	271

%Regularität

g*H,rel = 57

g*C,rel = 59

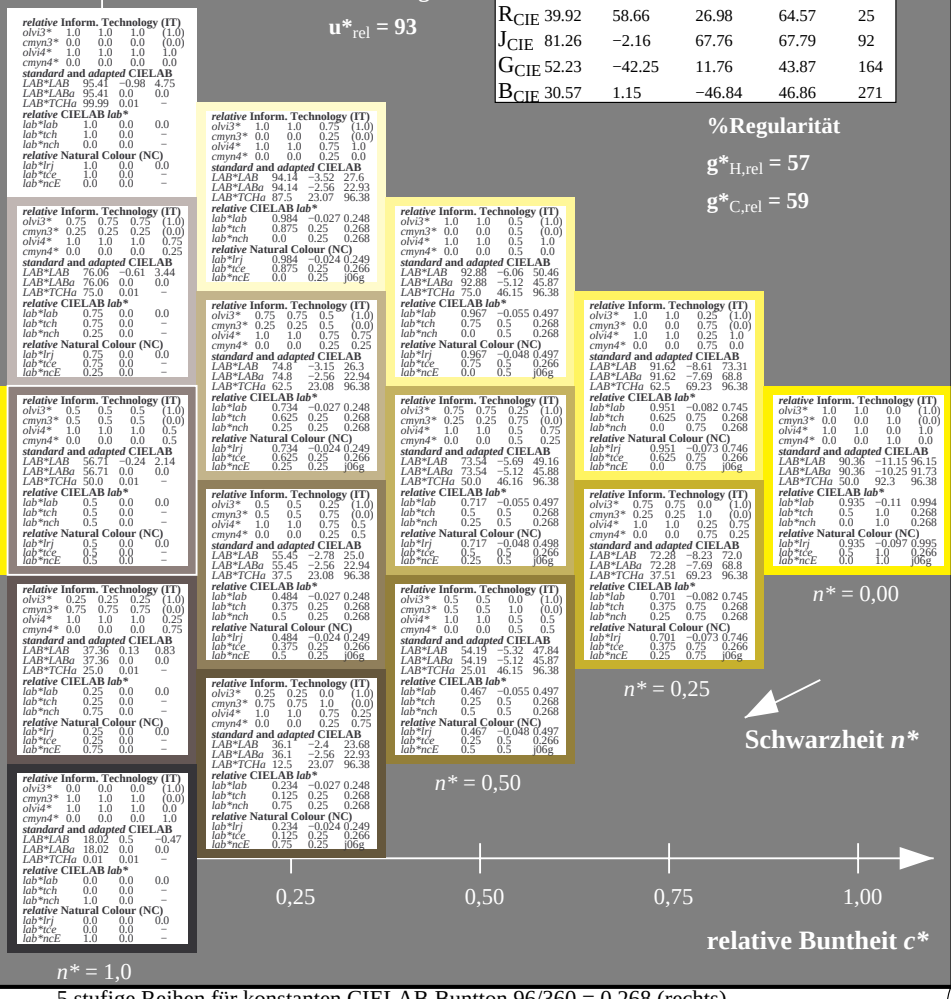

OG550−7, 5 stufige Reihen für konstanten CIELAB Buntton 103/360 = 0.286 (links)

5 stufige Reihen für konstanten CIELAB Buntton 96/360 = 0.268 (rechts)

Eingabe: Farbmetrisches Fernseh-Licht-System TLS00

für Buntton *h = lab*h = 136/360 = 0.378**
lab*tch* und *lab*nch

D65: Buntton L
LCH*Ma: 84 115 136
olv*Ma: 0.0 1.0 0.0

Dreiecks-Helligkeit *t**

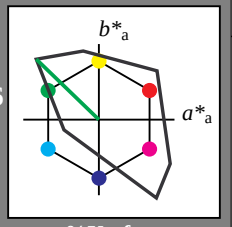

%Umfang

u*rel = 158

TLS00; adaptierte CIELAB-Daten

	L*=L*a	a*a	b*a	C*ab,a	h*ab,a
O_{Ma}	50.5	76.92	64.55	100.42	40
Y_{Ma}	92.66	−20.69	90.75	93.08	103
L_{Ma}	83.63	−82.75	79.9	115.04	136
C_{Ma}	86.88	−46.16	−13.55	48.12	196
V_{Ma}	30.39	76.06	−103.59	128.52	306
M_{Ma}	57.3	94.35	−58.41	110.97	328
N_{Ma}	0.01	0.0	0.0	0.0	0
W_{Ma}	95.41	0.0	0.0	0.0	0
R_{CIE}	39.92	58.74	27.99	65.07	25
J_{CIE}	81.26	−2.88	71.56	71.62	92
G_{CIE}	52.23	−42.41	13.6	44.55	162
B_{CIE}	30.57	1.41	−46.46	46.49	272

%Regularität

g*H,rel = 20

g*C,rel = 37

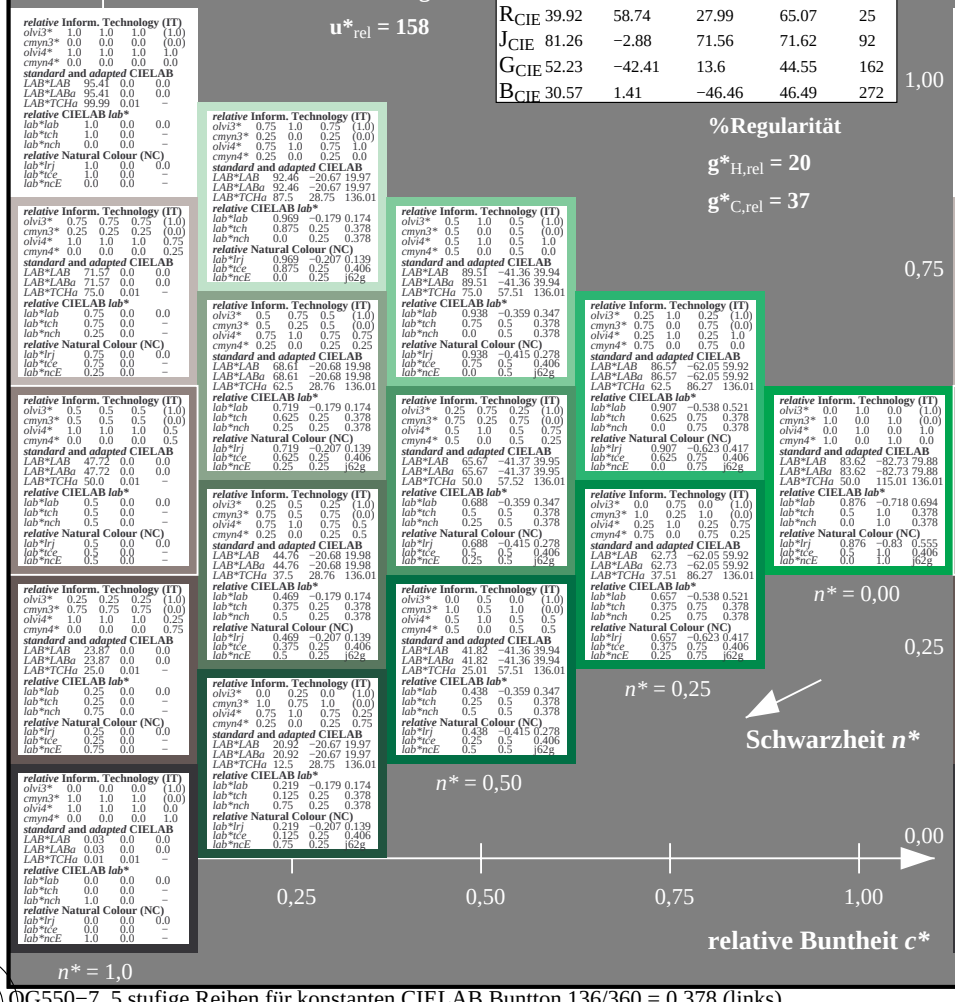

OG550−7, 5 stufige Reihen für konstanten CIELAB Buntton 136/360 = 0.378 (links)

Ausgabe: Farbmetrisches Offset-Reflektiv-System ORS18

für Buntton *h = lab*h = 151/360 = 0.419**
lab*tch* und *lab*nch

D65: Buntton L
LCH*Ma: 51 72 151
olv*Ma: 0.0 1.0 0.0

Dreiecks-Helligkeit *t**

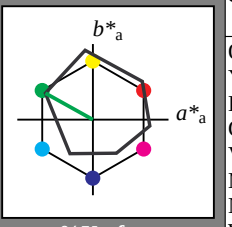

%Umfang

u*rel = 93

ORS18; adaptierte CIELAB-Daten

	L*=L*a	a*a	b*a	C*ab,a	h*ab,a
O_{Ma}	47.94	65.39	50.52	82.63	38
Y_{Ma}	90.37	−10.26	91.75	92.32	96
L_{Ma}	50.9	−62.83	34.96	71.91	151
C_{Ma}	58.62	−30.34	−45.01	54.3	236
V_{Ma}	25.72	31.1	−44.4	54.22	305
M_{Ma}	48.13	75.28	−8.36	75.74	354
N_{Ma}	18.01	0.0	0.0	0.0	0
W_{Ma}	95.41	0.0	0.0	0.0	0
R_{CIE}	39.92	58.66	26.98	64.57	25
J_{CIE}	81.26	−2.16	67.76	67.79	92
G_{CIE}	52.23	−42.25	11.76	43.87	164
B_{CIE}	30.57	1.15	−46.84	46.86	271

%Regularität

g*H,rel = 57

g*C,rel = 59

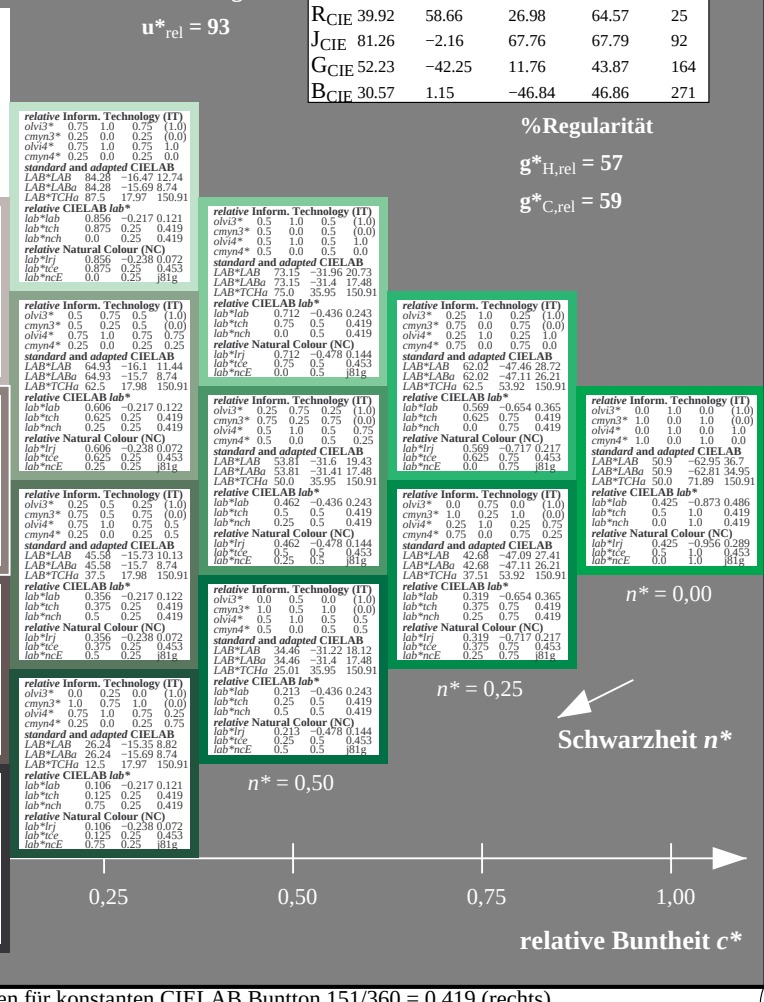

5 stufige Reihen für konstanten CIELAB Buntton 151/360 = 0.419 (rechts)

Siehe ähnliche Dateien: http://www.ps.bam.de/OG55/
Technische Information: http://www.ps.bam.de Version 2.1, io=0,0?

BAM-Registrierung: 20060101-OG55/10S/S55G02SP.PS/.PDF BAM-Material: Code=rha4ta
Anwendung für Beurteilung und Messung von Drucker− oder Monitorsystemen
/OG55/ Form: 3/10, Serie: 1/1, Seite: 3 Sattenz hlung 3

BAM-Prüfvorlage OG55; Farbmetrik-Systeme ORS18 & ORS18 input: *cmy0* setcmykcolor*
D65: 2 Koordinatendaten von 5stufigen Farbreihen für 10 Buttöne output: *Startup (S) data dependend*

www.ps.bam.de/OG55/10S/S55G03SP.PS/.PDF;
S: Ausgabe-Linearisierung (OL-Daten) OG55/10S/S55G03SP.DAT im Distiller Startup (S) Directory

Siehe ähnliche Dateien: http://www.ps.bam.de/OG55/
Technische Information: http://www.ps.bam.de Version 2.1, io=0,0?

BAM-Registrierung: 20060101-OG55/10S/S55G03SP.PS/.PDF BAM-Material: Code=rha4ta
Anwendung für Beurteilung und Messung von Drucker– oder Monitorsystemen
/OG55/ Form: 4/10, Serie: 1/1, Seite: 4 Seitenz hlung 4

Eingabe: Farbmetrisches Fernseh-Licht-System TLS00

für Buntton *h = lab*h = 196/360 = 0.545***
lab*tch* und *lab*nch

D65: Buntton C
LCH*Ma: 87 48 196
olv*Ma: 0.0 1.0 1.0

Dreiecks-Helligkeit *t**

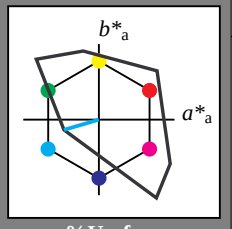

%Umfang

u*rel = 158

TLS00; adaptierte CIELAB-Daten

	L*=L*a	a*a	b*a	C*ab,a	h*ab,a
O_{Ma}	50.5	76.92	64.55	100.42	40
Y_{Ma}	92.66	−20.69	90.75	93.08	103
L_{Ma}	83.63	−82.75	79.9	115.04	136
C_{Ma}	86.88	−46.16	−13.55	48.12	196
V_{Ma}	30.39	76.06	−103.59	128.52	306
M_{Ma}	57.3	94.35	−58.41	110.97	328
N_{Ma}	0.01	0.0	0.0	0.0	0
W_{Ma}	95.41	0.0	0.0	0.0	0
R_{CIE}	39.92	58.74	27.99	65.07	25
J_{CIE}	81.26	−2.88	71.56	71.62	92
G_{CIE}	52.23	−42.41	13.6	44.55	162
B_{CIE}	30.57	1.41	−46.46	46.49	272

%Regularität

g*H,rel = 20

g*C,rel = 37

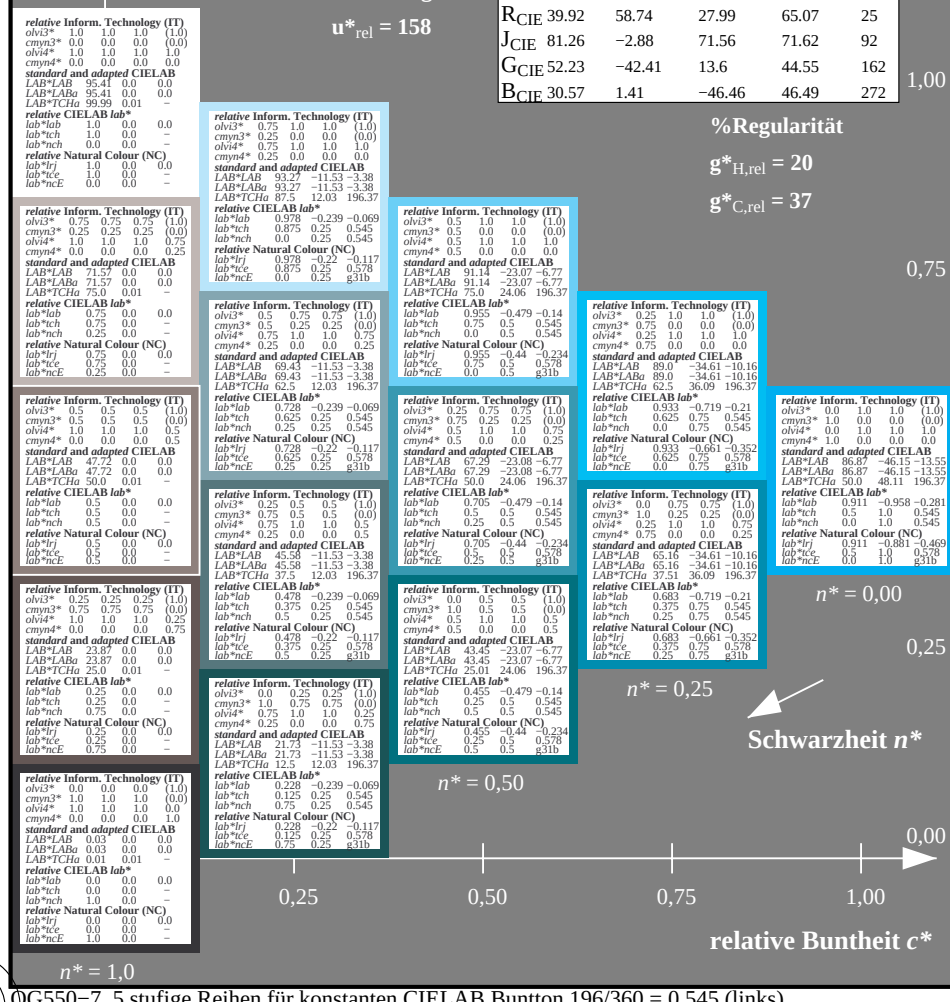

OG550−7, 5 stufige Reihen für konstanten CIELAB Buntton 196/360 = 0.545 (links)

Ausgabe: Farbmetrisches Offset-Reflektiv-System ORS18

für Buntton *h = lab*h = 236/360 = 0.656***
lab*tch* und *lab*nch

D65: Buntton C
LCH*Ma: 59 54 236
olv*Ma: 0.0 1.0 1.0

Dreiecks-Helligkeit *t**

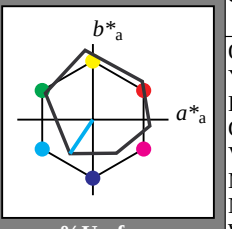

%Umfang

u*rel = 93

ORS18; adaptierte CIELAB-Daten

	L*=L*a	a*a	b*a	C*ab,a	h*ab,a
O_{Ma}	47.94	65.39	50.52	82.63	38
Y_{Ma}	90.37	−10.26	91.75	92.32	96
L_{Ma}	50.9	−62.83	34.96	71.91	151
C_{Ma}	58.62	−30.34	−45.01	54.3	236
V_{Ma}	25.72	31.1	−44.4	54.22	305
M_{Ma}	48.13	75.28	−8.36	75.74	354
N_{Ma}	18.01	0.0	0.0	0.0	0
W_{Ma}	95.41	0.0	0.0	0.0	0
R_{CIE}	39.92	58.66	26.98	64.57	25
J_{CIE}	81.26	−2.16	67.76	67.79	92
G_{CIE}	52.23	−42.25	11.76	43.87	164
B_{CIE}	30.57	1.15	−46.84	46.86	271

%Regularität

g*H,rel = 57

g*C,rel = 59



5 stufige Reihen für konstanten CIELAB Buntton 236/360 = 0.656 (rechts)

BAM-Prüfvorlage OG55; Farbmetrik-Systeme ORS18 & ORS18 input: *cmy0* setcmykcolor*
D65: 2 Koordinatendaten von 5stufigen Farbreihen für 10 Buntton output: *Startup (S) data dependend*

Siehe ähnliche Dateien: http://www.ps.bam.de/OG55/
Technische Information: http://www.ps.bam.de Version 2.1, io=0,0?

Eingabe: Farbmetrisches Fernseh-Licht-System TLS00

für Buntton *h = lab*h = 306/360 = 0.851***
lab*tch* und *lab*nch

D65: Buntton V
LCH*Ma: 30 129 306
olv*Ma: 0.0 0.0 1.0

Dreiecks-Helligkeit *t**

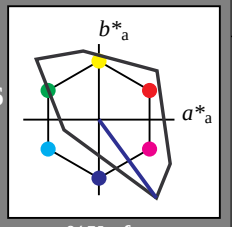

%Umfang
u*rel = 158

TLS00; adaptierte CIELAB-Daten

	L*=L*a	a*a	b*a	C*ab,a	h*ab,a
O_{Ma}	50.5	76.92	64.55	100.42	40
Y_{Ma}	92.66	−20.69	90.75	93.08	103
L_{Ma}	83.63	−82.75	79.9	115.04	136
C_{Ma}	86.88	−46.16	−13.55	48.12	196
V_{Ma}	30.39	76.06	−103.59	128.52	306
M_{Ma}	57.3	94.35	−58.41	110.97	328
N_{Ma}	0.01	0.0	0.0	0.0	0
W_{Ma}	95.41	0.0	0.0	0.0	0
R_{CIE}	39.92	58.74	27.99	65.07	25
J_{CIE}	81.26	−2.88	71.56	71.62	92
G_{CIE}	52.23	−42.41	13.6	44.55	162
B_{CIE}	30.57	1.41	−46.46	46.49	272

%Regularität
g*H,rel = 20
g*C,rel = 37

1,00

0,75

0,25

0,00

Schwarzheit *n**

n* = 0,00

n* = 0,25

n* = 0,50

n* = 1,0

0,25 0,50 0,75 1,00

relative Buntheit *c**

Ausgabe: Farbmetrisches Offset-Reflektiv-System ORS18

für Buntton *h = lab*h = 305/360 = 0.847***
lab*tch* und *lab*nch

D65: Buntton V
LCH*Ma: 26 54 305
olv*Ma: 0.0 0.0 1.0

Dreiecks-Helligkeit *t**

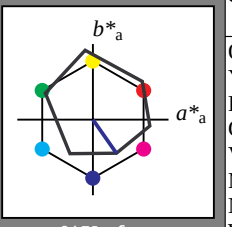

%Umfang
u*rel = 93

ORS18; adaptierte CIELAB-Daten

	L*=L*a	a*a	b*a	C*ab,a	h*ab,a
O_{Ma}	47.94	65.39	50.52	82.63	38
Y_{Ma}	90.37	−10.26	91.75	92.32	96
L_{Ma}	50.9	−62.83	34.96	71.91	151
C_{Ma}	58.62	−30.34	−45.01	54.3	236
V_{Ma}	25.72	31.1	−44.4	54.22	305
M_{Ma}	48.13	75.28	−8.36	75.74	354
N_{Ma}	18.01	0.0	0.0	0.0	0
W_{Ma}	95.41	0.0	0.0	0.0	0
R_{CIE}	39.92	58.66	26.98	64.57	25
J_{CIE}	81.26	−2.16	67.76	67.79	92
G_{CIE}	52.23	−42.25	11.76	43.87	164
B_{CIE}	30.57	1.15	−46.84	46.86	271

%Regularität
g*H,rel = 57
g*C,rel = 59

1,00

0,75

0,25

0,00

Schwarzheit *n**

n* = 0,00

n* = 0,25

n* = 0,50

n* = 1,0

0,25 0,50 0,75 1,00

relative Buntheit *c**

OG550−7, 5 stufige Reihen für konstanten CIELAB Buntton 306/360 = 0.851 (links)

5 stufige Reihen für konstanten CIELAB Buntton 305/360 = 0.847 (rechts)

www.ps.bam.de/OG55/10S/S55G05SP.PS/.PDF;
S: Ausgabe-Linearisierung (OL-Daten) OG55/10S/S55G05SP.DAT im Distiller Startup (S) Directory

Siehe ähnliche Dateien: http://www.ps.bam.de/OG55/
Technische Information: http://www.ps.bam.de Version 2.1, io=0,0?

BAM-Registrierung: 20060101-OG55/10S/S55G05SP.PS/.PDF BAM-Material: Code=rha4ta
Anwendung für Beurteilung und Messung von Drucker– oder Monitorsystemen
/OG55/ Form: 6/10, Serie: 1/1, Seite: 6 Sattenz hlung 6

Eingabe: Farbmetrisches Fernseh-Licht-System TLS00

für Buntton *h = lab*h = 328/360 = 0.912***
lab*tch* und *lab*nch

D65: Buntton M
LCH*Ma: 57 111 328
olv*Ma: 1.0 0.0 1.0

Dreiecks-Helligkeit *t**

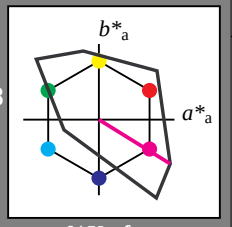

%Umfang
u*rel = 158

TLS00; adaptierte CIELAB-Daten

	L*=L*a	a*a	b*a	C*ab,a	h*ab,a
O_{Ma}	50.5	76.92	64.55	100.42	40
Y_{Ma}	92.66	−20.69	90.75	93.08	103
L_{Ma}	83.63	−82.75	79.9	115.04	136
C_{Ma}	86.88	−46.16	−13.55	48.12	196
V_{Ma}	30.39	76.06	−103.59	128.52	306
M_{Ma}	57.3	94.35	−58.41	110.97	328
N_{Ma}	0.01	0.0	0.0	0.0	0
W_{Ma}	95.41	0.0	0.0	0.0	0
R_{CIE}	39.92	58.74	27.99	65.07	25
J_{CIE}	81.26	−2.88	71.56	71.62	92
G_{CIE}	52.23	−42.41	13.6	44.55	162
B_{CIE}	30.57	1.41	−46.46	46.49	272

%Regularität
g*H,rel = 20
g*C,rel = 37

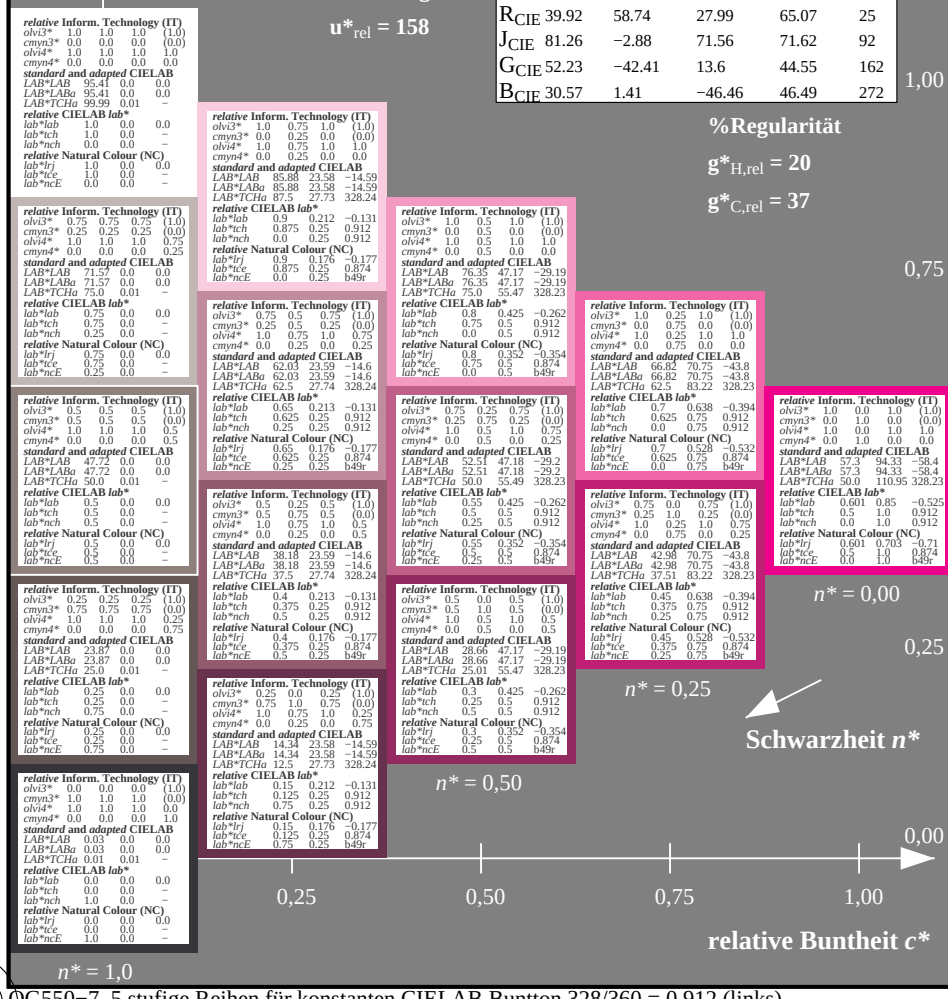

OG550−7, 5 stufige Reihen für konstanten CIELAB Buntton 328/360 = 0.912 (links)

Ausgabe: Farbmetrisches Offset-Reflektiv-System ORS18

für Buntton *h = lab*h = 354/360 = 0.982***
lab*tch* und *lab*nch

D65: Buntton M
LCH*Ma: 48 76 354
olv*Ma: 1.0 0.0 1.0

Dreiecks-Helligkeit *t**

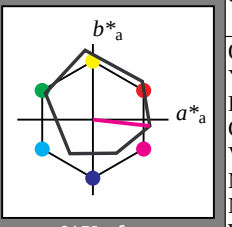

%Umfang
u*rel = 93

ORS18; adaptierte CIELAB-Daten

	L*=L*a	a*a	b*a	C*ab,a	h*ab,a
O_{Ma}	47.94	65.39	50.52	82.63	38
Y_{Ma}	90.37	−10.26	91.75	92.32	96
L_{Ma}	50.9	−62.83	34.96	71.91	151
C_{Ma}	58.62	−30.34	−45.01	54.3	236
V_{Ma}	25.72	31.1	−44.4	54.22	305
M_{Ma}	48.13	75.28	−8.36	75.74	354
N_{Ma}	18.01	0.0	0.0	0.0	0
W_{Ma}	95.41	0.0	0.0	0.0	0
R_{CIE}	39.92	58.66	26.98	64.57	25
J_{CIE}	81.26	−2.16	67.76	67.79	92
G_{CIE}	52.23	−42.25	11.76	43.87	164
B_{CIE}	30.57	1.15	−46.84	46.86	271

%Regularität
g*H,rel = 57
g*C,rel = 59

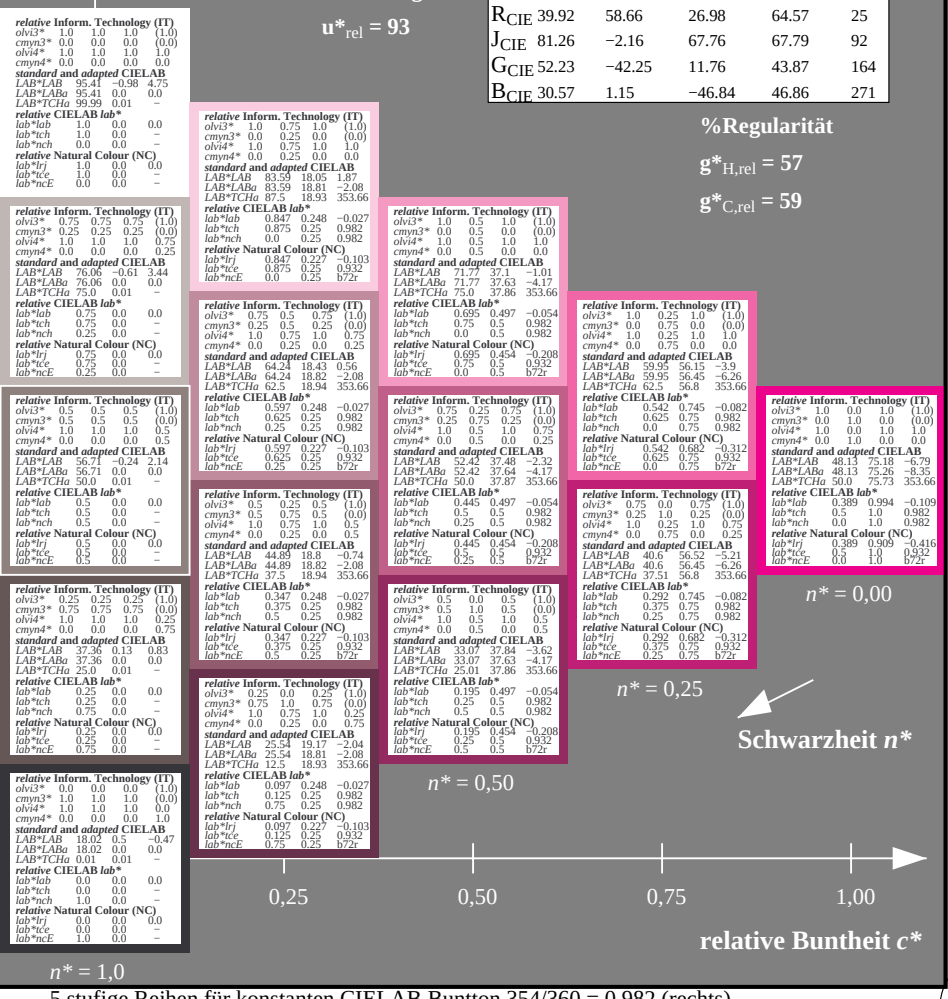

5 stufige Reihen für konstanten CIELAB Buntton 354/360 = 0.982 (rechts)

BAM-Prüfvorlage OG55; Farbmetrik-Systeme ORS18 & ORS18 input: *cmy0* setcmykcolor*
D65: 2 Koordinatendaten von 5stufigen Farbreihen für 10 Bunttöne output: *Startup (S) data dependend*

Siehe ähnliche Dateien: http://www.ps.bam.de/OG55/
Technische Information: http://www.ps.bam.de Version 2.1, io=0,0?

BAM-Registrierung: 20060101-OG55/10S/S55G06SP.PS/.PDF BAM-Material: Code=rha4ta
Anwendung für Beurteilung und Messung von Drucker– oder Monitorsystemen
/OG55/ Form: 7/10, Serie: 1/1, Seite: 7 Seitenz hlung 7

Eingabe: Farbmetrisches Fernseh-Licht-System TLS00

für Buntton *h = lab*h = 25/360 = 0.071***
lab*tch* und *lab*nch

D65: Buntton R
LCH*Ma: 52 89 25
olv*Ma: 1.0 0.0 0.21

Dreiecks-Helligkeit *t**

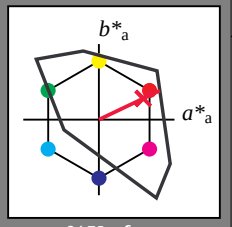

%Umfang

u^*_{rel} = 158

TLS00; adaptierte CIELAB-Daten

	$L^*=L^*_a$	a^*_a	b^*_a	$C^*_{ab,a}$	$h^*_{ab,a}$
O_{Ma}	50.5	76.92	64.55	100.42	40
Y_{Ma}	92.66	−20.69	90.75	93.08	103
L_{Ma}	83.63	−82.75	79.9	115.04	136
C_{Ma}	86.88	−46.16	−13.55	48.12	196
V_{Ma}	30.39	76.06	−103.59	128.52	306
M_{Ma}	57.3	94.35	−58.41	110.97	328
N_{Ma}	0.01	0.0	0.0	0.0	0
W_{Ma}	95.41	0.0	0.0	0.0	0
R_{CIE}	39.92	58.74	27.99	65.07	25
J_{CIE}	81.26	−2.88	71.56	71.62	92
G_{CIE}	52.23	−42.41	13.6	44.55	162
B_{CIE}	30.57	1.41	−46.46	46.49	272

%Regularität

$g^*_{H,rel}$ = 20

$g^*_{C,rel}$ = 37

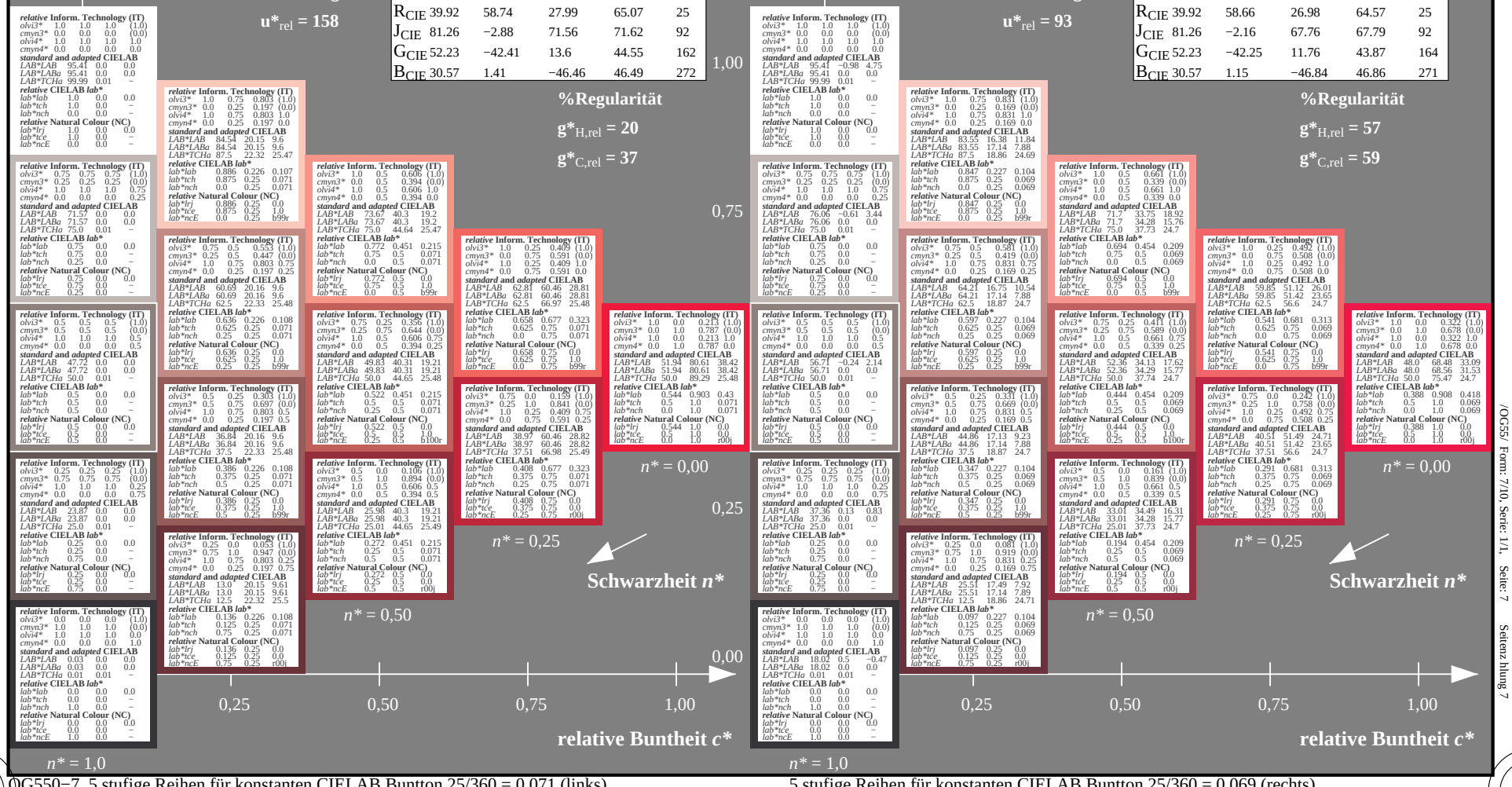

OG550−7, 5 stufige Reihen für konstanten CIELAB Buntton 25/360 = 0.071 (links)

Ausgabe: Farbmetrisches Offset-Reflektiv-System ORS18

für Buntton *h = lab*h = 25/360 = 0.069***
lab*tch* und *lab*nch

D65: Buntton R
LCH*Ma: 48 75 25
olv*Ma: 1.0 0.0 0.32

Dreiecks-Helligkeit *t**

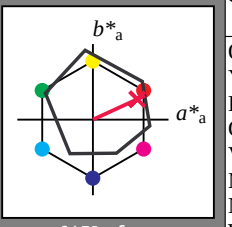

%Umfang

u^*_{rel} = 93

ORS18; adaptierte CIELAB-Daten

	$L^*=L^*_a$	a^*_a	b^*_a	$C^*_{ab,a}$	$h^*_{ab,a}$
O_{Ma}	47.94	65.39	50.52	82.63	38
Y_{Ma}	90.37	−10.26	91.75	92.32	96
L_{Ma}	50.9	−62.83	34.96	71.91	151
C_{Ma}	58.62	−30.34	−45.01	54.3	236
V_{Ma}	25.72	31.1	−44.4	54.22	305
M_{Ma}	48.13	75.28	−8.36	75.74	354
N_{Ma}	18.01	0.0	0.0	0.0	0
W_{Ma}	95.41	0.0	0.0	0.0	0
R_{CIE}	39.92	58.66	26.98	64.57	25
J_{CIE}	81.26	−2.16	67.76	67.79	92
G_{CIE}	52.23	−42.25	11.76	43.87	164
B_{CIE}	30.57	1.15	−46.84	46.86	271

%Regularität

$g^*_{H,rel}$ = 57

$g^*_{C,rel}$ = 59

5 stufige Reihen für konstanten CIELAB Buntton 25/360 = 0.069 (rechts)

Siehe ähnliche Dateien: http://www.ps.bam.de/OG55/
Technische Information: http://www.ps.bam.de Version 2.1, io=0,0?

BAM-Registrierung: 20060101-OG55/10S/S55G07SP.PS/.PDF BAM-Material: Code=rha4ta
Anwendung für Beurteilung und Messung von Drucker– oder Monitorsystemen
/OG55/ Form: 8/10, Serie: 1/1, Seite: 8 Sattelstreifung 8

Eingabe: Farbmetrisches Fernseh-Licht-System TLS00

für Buntton *h = lab*h = 92/360 = 0.256***
lab*tch* und *lab*nch

D65: Buntton J
LCH*Ma: 85 86 92
olv*Ma: 1.0 0.82 0.0

Dreiecks-Helligkeit *t**

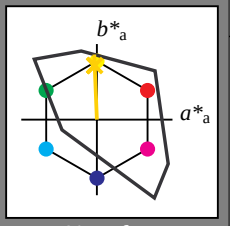

%Umfang
u^*_{rel} = 158

TLS00; adaptierte CIELAB-Daten

	$L^*=L^*_a$	a^*_a	b^*_a	$C^*_{ab,a}$	$h^*_{ab,a}$
O_{Ma}	50.5	76.92	64.55	100.42	40
Y_{Ma}	92.66	−20.69	90.75	93.08	103
L_{Ma}	83.63	−82.75	79.9	115.04	136
C_{Ma}	86.88	−46.16	−13.55	48.12	196
V_{Ma}	30.39	76.06	−103.59	128.52	306
M_{Ma}	57.3	94.35	−58.41	110.97	328
N_{Ma}	0.01	0.0	0.0	0.0	0
W_{Ma}	95.41	0.0	0.0	0.0	0
R_{CIE}	39.92	58.74	27.99	65.07	25
J_{CIE}	81.26	−2.88	71.56	71.62	92
G_{CIE}	52.23	−42.41	13.6	44.55	162
B_{CIE}	30.57	1.41	−46.46	46.49	272

%Regularität
$g^*_{H,rel}$ = 20
$g^*_{C,rel}$ = 37

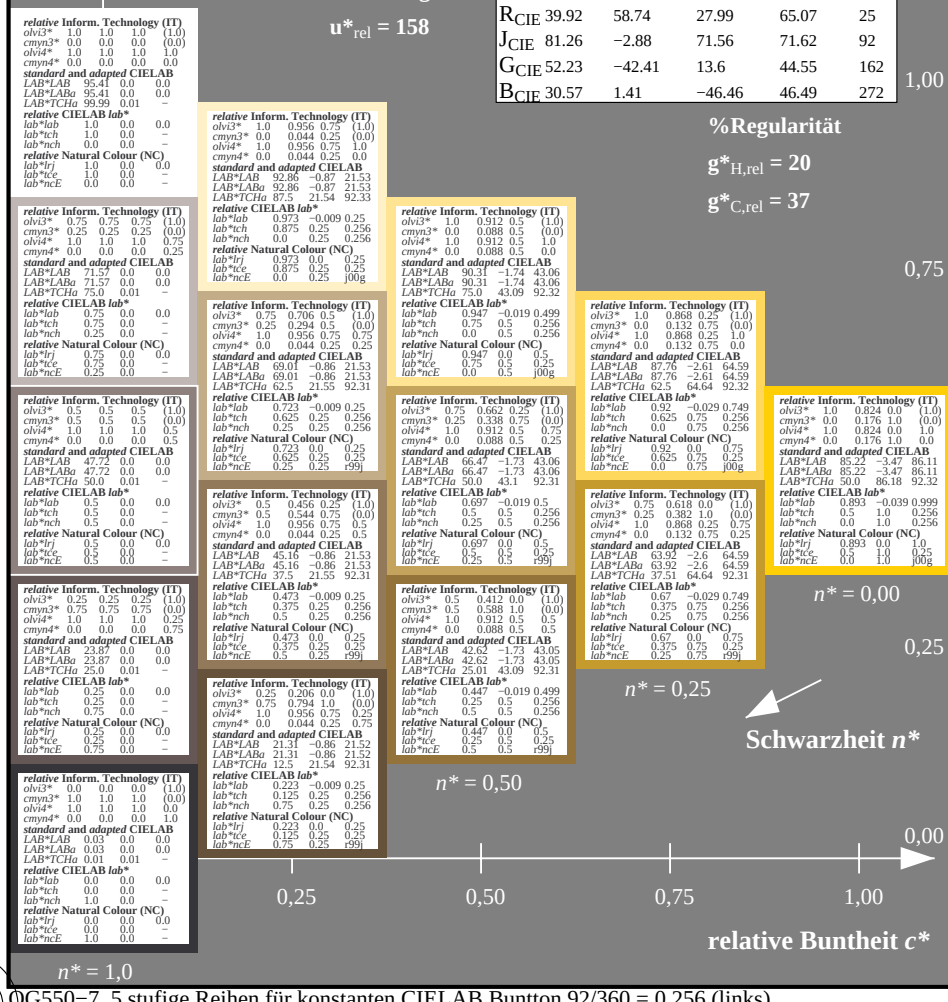

OG550−7, 5 stufige Reihen für konstanten CIELAB Buntton 92/360 = 0.256 (links)

Ausgabe: Farbmetrisches Offset-Reflektiv-System ORS18

für Buntton *h = lab*h = 92/360 = 0.255***
lab*tch* und *lab*nch

D65: Buntton J
LCH*Ma: 86 88 92
olv*Ma: 1.0 0.9 0.0

Dreiecks-Helligkeit *t**

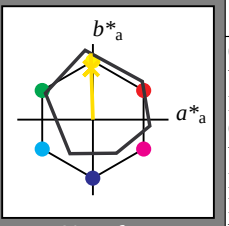

%Umfang
u^*_{rel} = 93

ORS18; adaptierte CIELAB-Daten

	$L^*=L^*_a$	a^*_a	b^*_a	$C^*_{ab,a}$	$h^*_{ab,a}$
O_{Ma}	47.94	65.39	50.52	82.63	38
Y_{Ma}	90.37	−10.26	91.75	92.32	96
L_{Ma}	50.9	−62.83	34.96	71.91	151
C_{Ma}	58.62	−30.34	−45.01	54.3	236
V_{Ma}	25.72	31.1	−44.4	54.22	305
M_{Ma}	48.13	75.28	−8.36	75.74	354
N_{Ma}	18.01	0.0	0.0	0.0	0
W_{Ma}	95.41	0.0	0.0	0.0	0
R_{CIE}	39.92	58.66	26.98	64.57	25
J_{CIE}	81.26	−2.16	67.76	67.79	92
G_{CIE}	52.23	−42.25	11.76	43.87	164
B_{CIE}	30.57	1.15	−46.84	46.86	271

%Regularität
$g^*_{H,rel}$ = 57
$g^*_{C,rel}$ = 59

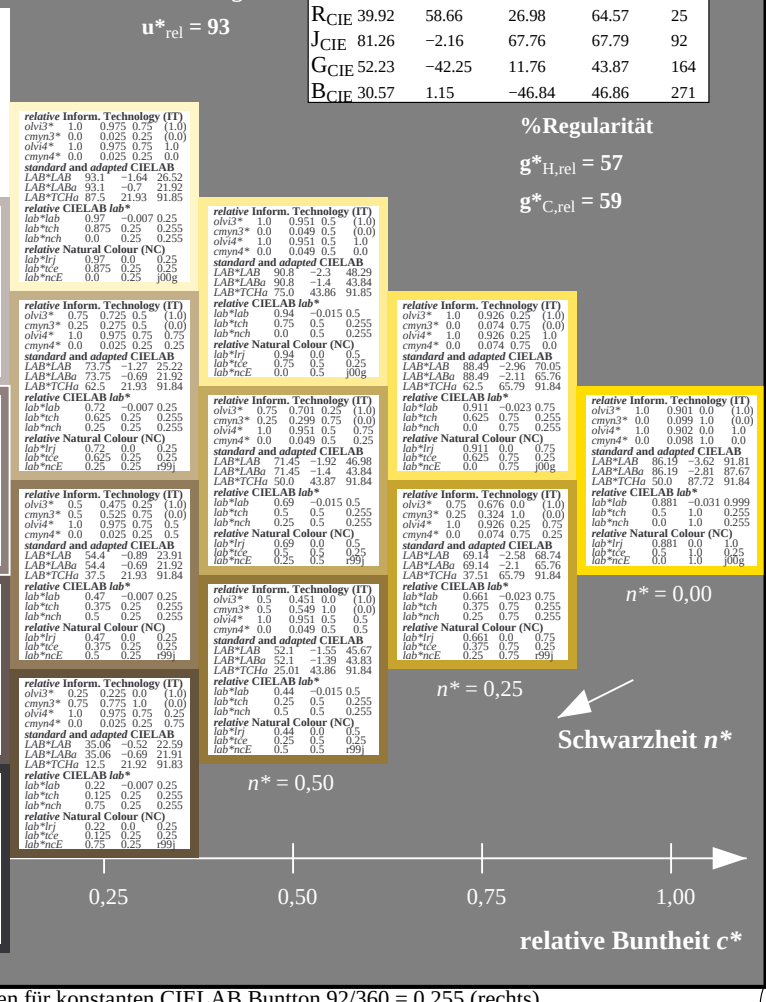

5 stufige Reihen für konstanten CIELAB Buntton 92/360 = 0.255 (rechts)

BAM-Prüfvorlage OG55; Farbmetrik-Systeme ORS18 & ORS18 input: *cmy0* setcmykcolor*
D65: 2 Koordinatendaten von 5stufigen Farbreihen für 10 Bunttöne output: *Startup (S) data dependend*

www.ps.bam.de/OG55/10S/S55G08SP.PS/.PDF;
S: Ausgabe-Linearisierung (OL-Daten) OG55/10S/S55G08SP.DAT im Distiller Startup (S) Directory

Siehe ähnliche Dateien: http://www.ps.bam.de/OG55/
Technische Information: http://www.ps.bam.de Version 2.1, io=0,0?

BAM-Registrierung: 20060101-OG55/10S/S55G08SP.PS/.PDF BAM-Material: Code=rha4ta
Anwendung für Beurteilung und Messung von Drucker– oder Monitorsystemen
/OG55/ Form: 9/10. Serie: 1/1, Seite: 9 Sattelnz hlung 9

Eingabe: Farbmetrisches Fernseh-Licht-System TLS00

für Buntton *h* = lab*h = 162/360 = 0.451*
lab*tch* und *lab*nch

D65: Buntton G
LCH*Ma: 86 62 162
olv*Ma: 0.0 1.0 0.65

Dreiecks-Helligkeit *t**

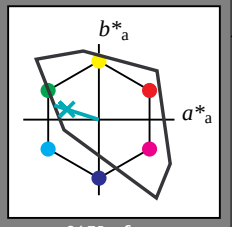

%Umfang

u^*_{rel} = 158

TLS00; adaptierte CIELAB-Daten

	$L^*=L^*_a$	a^*_a	b^*_a	$C^*_{ab,a}$	$h^*_{ab,a}$
O_{Ma}	50.5	76.92	64.55	100.42	40
Y_{Ma}	92.66	−20.69	90.75	93.08	103
L_{Ma}	83.63	−82.75	79.9	115.04	136
C_{Ma}	86.88	−46.16	−13.55	48.12	196
V_{Ma}	30.39	76.06	−103.59	128.52	306
M_{Ma}	57.3	94.35	−58.41	110.97	328
N_{Ma}	0.01	0.0	0.0	0.0	0
W_{Ma}	95.41	0.0	0.0	0.0	0
R_{CIE}	39.92	58.74	27.99	65.07	25
J_{CIE}	81.26	−2.88	71.56	71.62	92
G_{CIE}	52.23	−42.41	13.6	44.55	162
B_{CIE}	30.57	1.41	−46.46	46.49	272

%Regularität

$g^*_{H,rel}$ = 20

$g^*_{C,rel}$ = 37

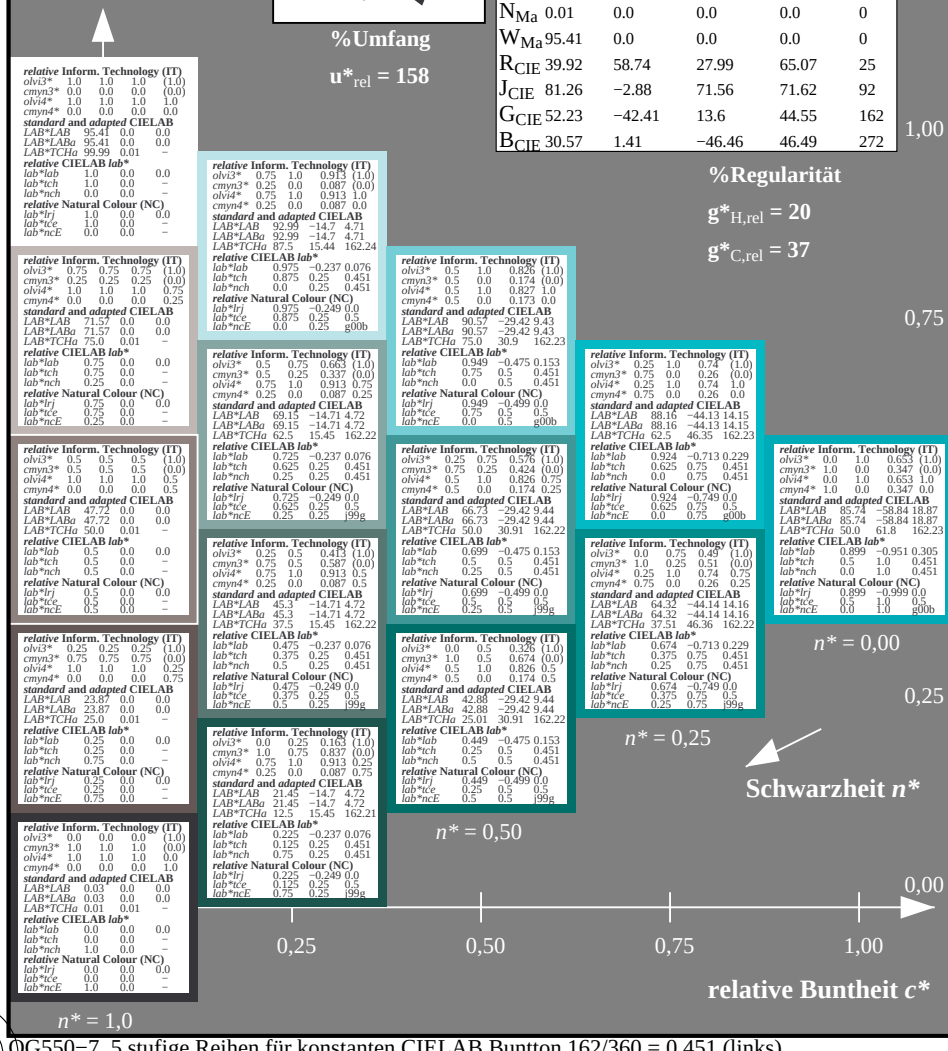

OG550−7, 5 stufige Reihen für konstanten CIELAB Buntton 162/360 = 0.451 (links)

Ausgabe: Farbmetrisches Offset-Reflektiv-System ORS18

für Buntton *h* = lab*h = 164/360 = 0.457*
lab*tch* und *lab*nch

D65: Buntton G
LCH*Ma: 53 57 164
olv*Ma: 0.0 1.0 0.25

Dreiecks-Helligkeit *t**

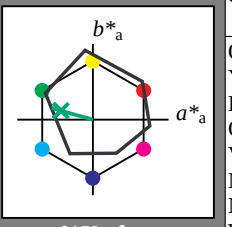

%Umfang

u^*_{rel} = 93

ORS18; adaptierte CIELAB-Daten

	$L^*=L^*_a$	a^*_a	b^*_a	$C^*_{ab,a}$	$h^*_{ab,a}$
O_{Ma}	47.94	65.39	50.52	82.63	38
Y_{Ma}	90.37	−10.26	91.75	92.32	96
L_{Ma}	50.9	−62.83	34.96	71.91	151
C_{Ma}	58.62	−30.34	−45.01	54.3	236
V_{Ma}	25.72	31.1	−44.4	54.22	305
M_{Ma}	48.13	75.28	−8.36	75.74	354
N_{Ma}	18.01	0.0	0.0	0.0	0
W_{Ma}	95.41	0.0	0.0	0.0	0
R_{CIE}	39.92	58.66	26.98	64.57	25
J_{CIE}	81.26	−2.16	67.76	67.79	92
G_{CIE}	52.23	−42.25	11.76	43.87	164
B_{CIE}	30.57	1.15	−46.84	46.86	271

%Regularität

$g^*_{H,rel}$ = 57

$g^*_{C,rel}$ = 59

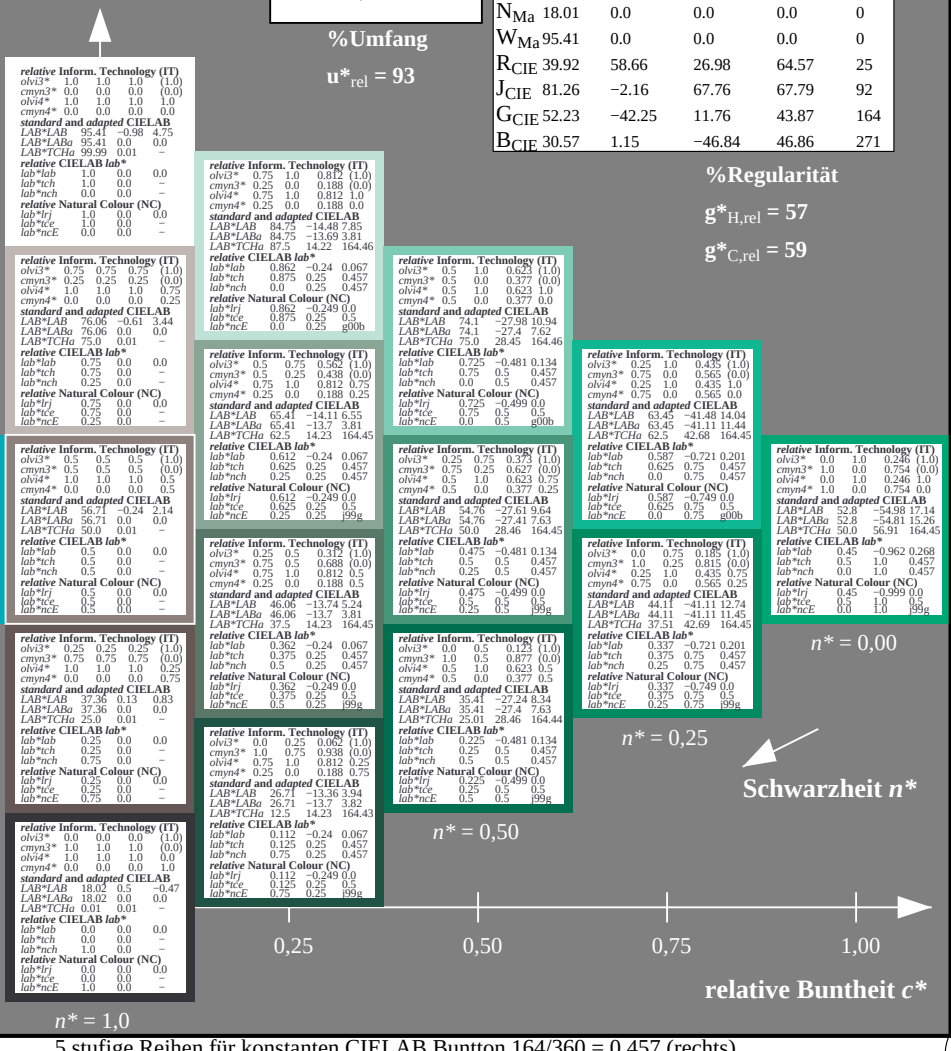

5 stufige Reihen für konstanten CIELAB Buntton 164/360 = 0.457 (rechts)

BAM-Prüfvorlage OG55; Farbmetrik-Systeme ORS18 & ORS18 input: *cmy0* setcmykcolor*
D65: 2 Koordinatendaten von 5stufigen Farbreihen für 10 Bunttöne output: *Startup (S) data dependend*

www.ps.bam.de/OG55/10S/S55G09SP.PS/.PDF;
S: Ausgabe-Linearisierung (OL-Daten) OG55/10S/S55G09SP.DAT im Distiller Startup (S) Directory

Siehe ähnliche Dateien: http://www.ps.bam.de/OG55/
Technische Information: http://www.ps.bam.de Version 2.1, io=0,0?

BAM-Registrierung: 20060101-OG55/10S/S55G09SP.PS/.PDF BAM-Material: Code=rha4ta
Anwendung für Beurteilung und Messung von Drucker– oder Monitorsystemen
/OG55/ Form: 10/10Serie: 1/1, Seite: 10 Sattelpunkt: 10

Eingabe: Farbmetrisches Fernseh-Licht-System TLS00

für Buntton $h^* = lab^*h = 272/360 = 0.755$
*lab*tch* und *lab*nch*

D65: Buntton B
LCH*Ma: 65 49 272
olv*Ma: 0.0 0.61 1.0

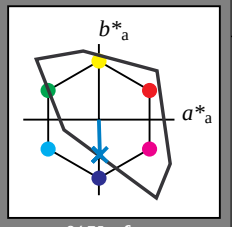

Dreiecks-Helligkeit *t**

%Umfang
u^*_{rel} = 158

TLS00; adaptierte CIELAB-Daten

	$L^*=L^*_a$	a^*_a	b^*_a	$C^*_{ab,a}$	$h^*_{ab,a}$
O_{Ma}	50.5	76.92	64.55	100.42	40
Y_{Ma}	92.66	−20.69	90.75	93.08	103
L_{Ma}	83.63	−82.75	79.9	115.04	136
C_{Ma}	86.88	−46.16	−13.55	48.12	196
V_{Ma}	30.39	76.06	−103.59	128.52	306
M_{Ma}	57.3	94.35	−58.41	110.97	328
N_{Ma}	0.01	0.0	0.0	0.0	0
W_{Ma}	95.41	0.0	0.0	0.0	0
R_{CIE}	39.92	58.74	27.99	65.07	25
J_{CIE}	81.26	−2.88	71.56	71.62	92
G_{CIE}	52.23	−42.41	13.6	44.55	162
B_{CIE}	30.57	1.41	−46.46	46.49	272

%Regularität
$g^*_{H,rel}$ = 20
$g^*_{C,rel}$ = 37

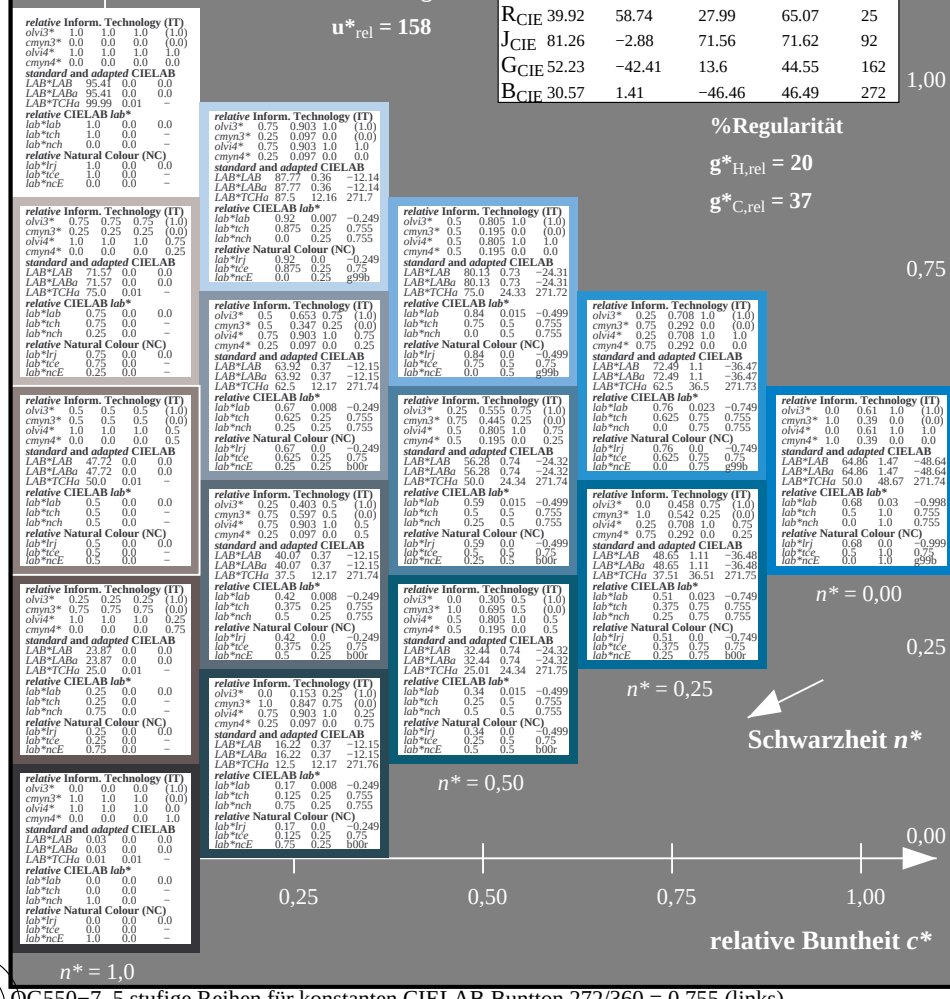

Ausgabe: Farbmetrisches Offset-Reflektiv-System ORS18

für Buntton $h^* = lab^*h = 271/360 = 0.754$
*lab*tch* und *lab*nch*

D65: Buntton B
LCH*Ma: 42 45 271
olv*Ma: 0.0 0.49 1.0

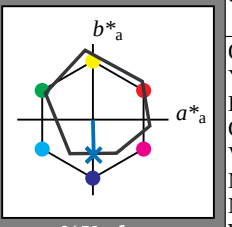

Dreiecks-Helligkeit *t**

%Umfang
u^*_{rel} = 93

ORS18; adaptierte CIELAB-Daten

	$L^*=L^*_a$	a^*_a	b^*_a	$C^*_{ab,a}$	$h^*_{ab,a}$
O_{Ma}	47.94	65.39	50.52	82.63	38
Y_{Ma}	90.37	−10.26	91.75	92.32	96
L_{Ma}	50.9	−62.83	34.96	71.91	151
C_{Ma}	58.62	−30.34	−45.01	54.3	236
V_{Ma}	25.72	31.1	−44.4	54.22	305
M_{Ma}	48.13	75.28	−8.36	75.74	354
N_{Ma}	18.01	0.0	0.0	0.0	0
W_{Ma}	95.41	0.0	0.0	0.0	0
R_{CIE}	39.92	58.66	26.98	64.57	25
J_{CIE}	81.26	−2.16	67.76	67.79	92
G_{CIE}	52.23	−42.25	11.76	43.87	164
B_{CIE}	30.57	1.15	−46.84	46.86	271

%Regularität
$g^*_{H,rel}$ = 57
$g^*_{C,rel}$ = 59

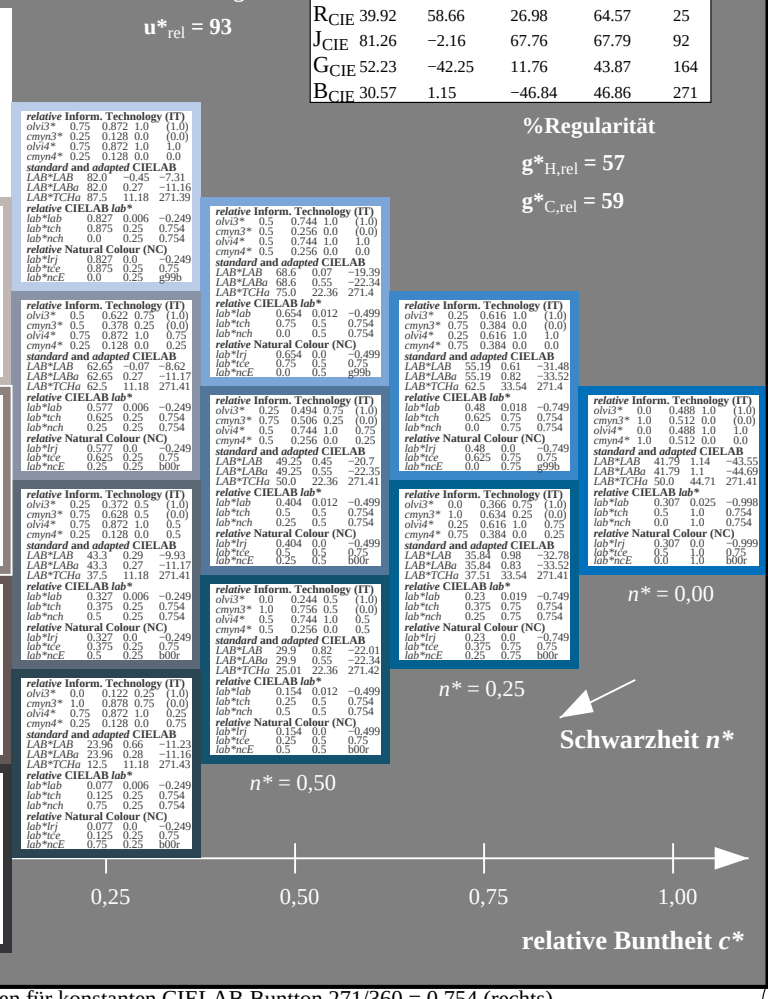

OG550−7, 5 stufige Reihen für konstanten CIELAB Buntton 272/360 = 0.755 (links)
5 stufige Reihen für konstanten CIELAB Buntton 271/360 = 0.754 (rechts)

BAM-Prüfvorlage OG55; Farbmetrik-Systeme ORS18 & ORS18 input: *cmy0* setcmykcolor*
D65: 2 Koordinatendaten von 5stufigen Farbreihen für 10 Buntton output: *Startup (S) data dependend*