Siehe ähnliche Dateien: http://www.ps.bam.de/OG56/
Technische Information: http://www.ps.bam.de Version 2.1, io=0,0?

BAM-Registrierung: 20060101-OG56/10S/S56G00SP.PS/.PDF BAM-Material: Code=rha4ta
Anwendung für Beurteilung und Messung von Drucker– oder Monitorsystemen
/OG56/ Form: 1/10, Serie: 1/1, Seite: 1 Sattelstreifung 1

Eingabe: Farbmetrisches Fernseh-Licht-System TLS18

für Buntton *h = lab*h = 35/360 = 0.097***
lab*tch* und *lab*nch

D65: Buntton O
LCH*Ma: 53 87 35
olv*Ma: 1.0 0.0 0.0

Dreiecks-Helligkeit *t**

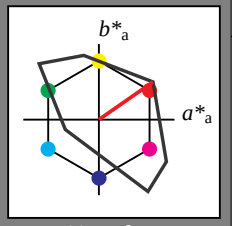

%Umfang

u*rel = 118

TLS18; adaptierte CIELAB-Daten

	L*=L*a	a*a	b*a	C*ab,a	h*ab,a
O_{Ma}	52.76	71.63	49.88	87.29	35
Y_{Ma}	92.74	−20.02	84.97	87.3	103
L_{Ma}	84.0	−78.98	73.94	108.2	137
C_{Ma}	87.14	−44.41	−13.11	46.32	196
V_{Ma}	35.47	64.92	−95.06	115.12	304
M_{Ma}	59.01	89.33	−55.67	105.26	328
N_{Ma}	18.01	0.0	0.0	0.0	0
W_{Ma}	95.41	0.0	0.0	0.0	0
R_{CIE}	39.92	58.74	27.99	65.07	25
J_{CIE}	81.26	−2.88	71.56	71.62	92
G_{CIE}	52.23	−42.41	13.6	44.55	162
B_{CIE}	30.57	1.41	−46.46	46.49	272

%Regularität

g*H,rel = 22

g*C,rel = 40

Ausgabe: Farbmetrisches Offset-Reflektiv-System ORS18

für Buntton *h = lab*h = 38/360 = 0.105***
lab*tch* und *lab*nch

D65: Buntton O
LCH*Ma: 48 83 38
olv*Ma: 1.0 0.0 0.0

Dreiecks-Helligkeit *t**

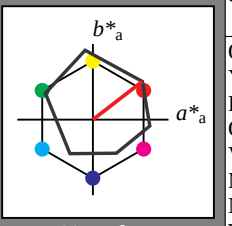

%Umfang

u*rel = 93

ORS18; adaptierte CIELAB-Daten

	L*=L*a	a*a	b*a	C*ab,a	h*ab,a
O_{Ma}	47.94	65.39	50.52	82.63	38
Y_{Ma}	90.37	−10.26	91.75	92.32	96
L_{Ma}	50.9	−62.83	34.96	71.91	151
C_{Ma}	58.62	−30.34	−45.01	54.3	236
V_{Ma}	25.72	31.1	−44.4	54.22	305
M_{Ma}	48.13	75.28	−8.36	75.74	354
N_{Ma}	18.01	0.0	0.0	0.0	0
W_{Ma}	95.41	0.0	0.0	0.0	0
R_{CIE}	39.92	58.66	26.98	64.57	25
J_{CIE}	81.26	−2.16	67.76	67.79	92
G_{CIE}	52.23	−42.25	11.76	43.87	164
B_{CIE}	30.57	1.15	−46.84	46.86	271

%Regularität

g*H,rel = 57

g*C,rel = 59

1,00

0,75

0,25

0,00

Schwarzheit *n**

n* = 0,00 | n* = 0,25 | n* = 0,50 | n* = 1,0

0,25 | 0,50 | 0,75 | 1,00

relative Buntheit *c**

OG560−7, 5 stufige Reihen für konstanten CIELAB Buntton 35/360 = 0.097 (links)

5 stufige Reihen für konstanten CIELAB Buntton 38/360 = 0.105 (rechts)

Siehe ähnliche Dateien: http://www.ps.bam.de/OG56/
Technische Information: http://www.ps.bam.de Version 2.1, io=0,0?

BAM-Registrierung: 20060101-OG56/10S/S56G01SP.PS/.PDF BAM-Material: Code=rha4ta
Anwendung für Beurteilung und Messung von Drucker– oder Monitorsystemen
/OG56/ Form: 2/10, Serie: 1/1, Seite: 2 Sattenz hlung 2

Eingabe: Farbmetrisches Fernseh-Licht-System TLS18

für Buntton *h = lab*h = 103/360 = 0.287***
lab*tch* und *lab*nch

D65: Buntton Y
LCH*Ma: 93 87 103
olv*Ma: 1.0 1.0 0.0

Dreiecks-Helligkeit *t**

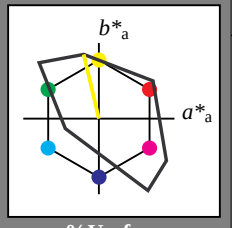

%Umfang

u^*_{rel} = 118

TLS18; adaptierte CIELAB-Daten

	$L^*=L^*_a$	a^*_a	b^*_a	$C^*_{ab,a}$	$h^*_{ab,a}$
O_{Ma}	52.76	71.63	49.88	87.29	35
Y_{Ma}	92.74	−20.02	84.97	87.3	103
L_{Ma}	84.0	−78.98	73.94	108.2	137
C_{Ma}	87.14	−44.41	−13.11	46.32	196
V_{Ma}	35.47	64.92	−95.06	115.12	304
M_{Ma}	59.01	89.33	−55.67	105.26	328
N_{Ma}	18.01	0.0	0.0	0.0	0
W_{Ma}	95.41	0.0	0.0	0.0	0
R_{CIE}	39.92	58.74	27.99	65.07	25
J_{CIE}	81.26	−2.88	71.56	71.62	92
G_{CIE}	52.23	−42.41	13.6	44.55	162
B_{CIE}	30.57	1.41	−46.46	46.49	272

%Regularität

$g^*_{H,rel}$ = 22

$g^*_{C,rel}$ = 40

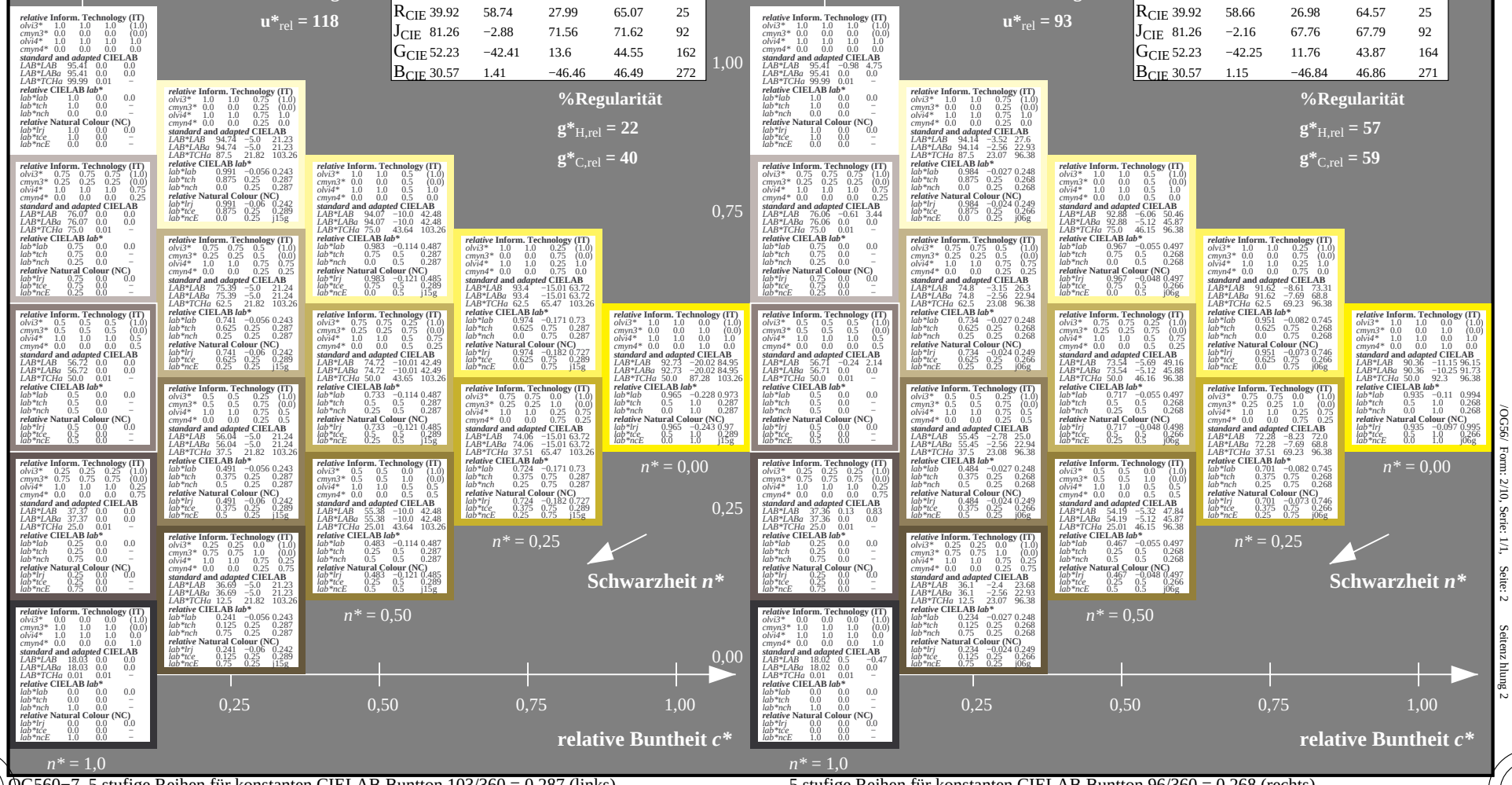

OG560−7, 5 stufige Reihen für konstanten CIELAB Buntton 103/360 = 0.287 (links)

Ausgabe: Farbmetrisches Offset-Reflektiv-System ORS18

für Buntton *h = lab*h = 96/360 = 0.268***
lab*tch* und *lab*nch

D65: Buntton Y
LCH*Ma: 90 92 96
olv*Ma: 1.0 1.0 0.0

Dreiecks-Helligkeit *t**

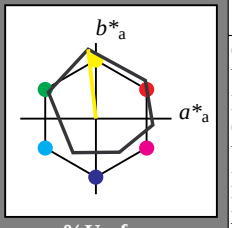

%Umfang

u^*_{rel} = 93

ORS18; adaptierte CIELAB-Daten

	$L^*=L^*_a$	a^*_a	b^*_a	$C^*_{ab,a}$	$h^*_{ab,a}$
O_{Ma}	47.94	65.39	50.52	82.63	38
Y_{Ma}	90.37	−10.26	91.75	92.32	96
L_{Ma}	50.9	−62.83	34.96	71.91	151
C_{Ma}	58.62	−30.34	−45.01	54.3	236
V_{Ma}	25.72	31.1	−44.4	54.22	305
M_{Ma}	48.13	75.28	−8.36	75.74	354
N_{Ma}	18.01	0.0	0.0	0.0	0
W_{Ma}	95.41	0.0	0.0	0.0	0
R_{CIE}	39.92	58.66	26.98	64.57	25
J_{CIE}	81.26	−2.16	67.76	67.79	92
G_{CIE}	52.23	−42.25	11.76	43.87	164
B_{CIE}	30.57	1.15	−46.84	46.86	271

%Regularität

$g^*_{H,rel}$ = 57

$g^*_{C,rel}$ = 59

5 stufige Reihen für konstanten CIELAB Buntton 96/360 = 0.268 (rechts)

www.ps.bam.de/OG56/10S/S56G02SP.PS/.PDF;
S: Ausgabe-Linearisierung (OL-Daten) OG56/10S/S56G02SP.DAT im Distiller Startup (S) Directory

Siehe ähnliche Dateien: http://www.ps.bam.de/OG56/
Technische Information: http://www.ps.bam.de Version 2.1, io=0,0?

BAM-Registrierung: 20060101-OG56/10S/S56G02SP.PS/.PDF BAM-Material: Code=rha4ta
Anwendung für Beurteilung und Messung von Drucker– oder Monitorsystemen
/OG56/ Form: 3/10, Serie: 1/1, Seite: 3 Sattenz hlung 3

Eingabe: Farbmetrisches Fernseh-Licht-System TLS18

für Buntton *h = lab*h = 137/360 = 0.38***
lab*tch* und *lab*nch

D65: Buntton L
LCH*Ma: 84 108 137
olv*Ma: 0.0 1.0 0.0

Dreiecks-Helligkeit *t**

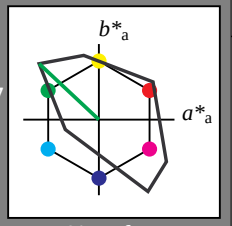

%Umfang

u*rel = 118

TLS18; adaptierte CIELAB-Daten

	L*=L*a	a*a	b*a	C*ab,a	h*ab,a
O_{Ma}	52.76	71.63	49.88	87.29	35
Y_{Ma}	92.74	−20.02	84.97	87.3	103
L_{Ma}	84.0	−78.98	73.94	108.2	137
C_{Ma}	87.14	−44.41	−13.11	46.32	196
V_{Ma}	35.47	64.92	−95.06	115.12	304
M_{Ma}	59.01	89.33	−55.67	105.26	328
N_{Ma}	18.01	0.0	0.0	0.0	0
W_{Ma}	95.41	0.0	0.0	0.0	0
R_{CIE}	39.92	58.74	27.99	65.07	25
J_{CIE}	81.26	−2.88	71.56	71.62	92
G_{CIE}	52.23	−42.41	13.6	44.55	162
B_{CIE}	30.57	1.41	−46.46	46.49	272

%Regularität

g*H,rel = 22

g*C,rel = 40

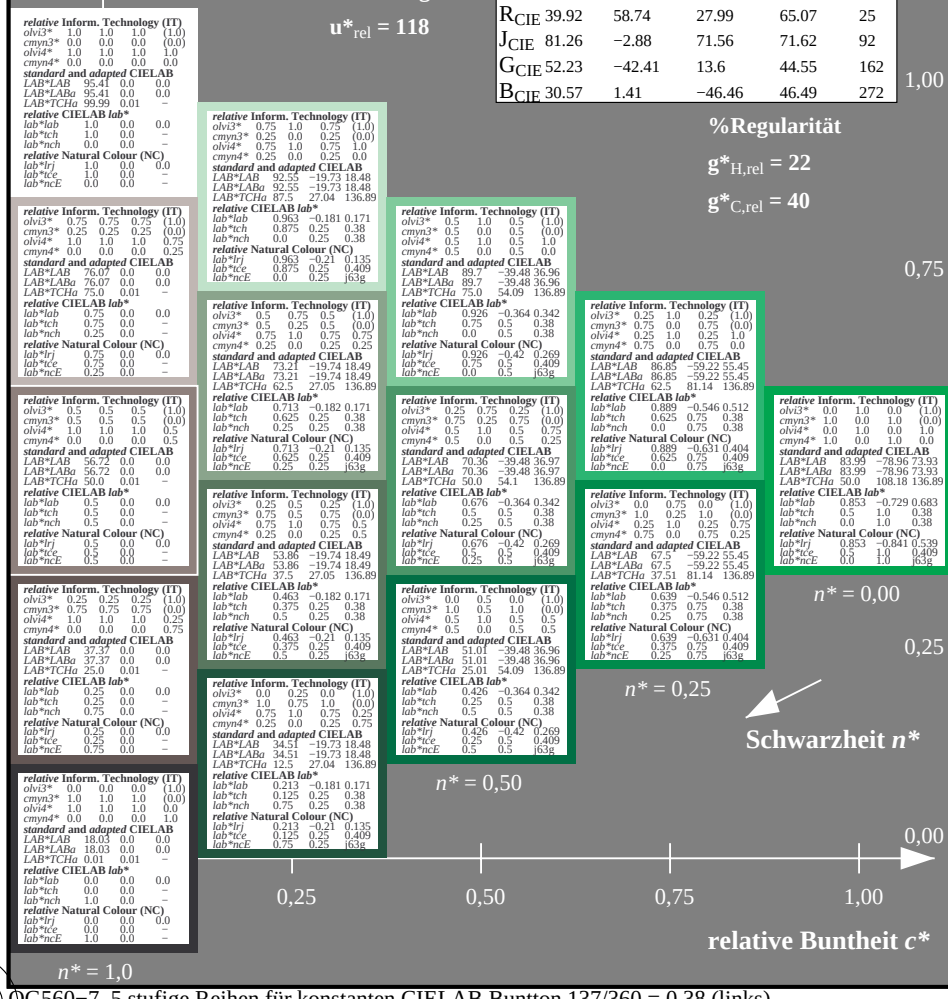

OG560−7, 5 stufige Reihen für konstanten CIELAB Buntton 137/360 = 0.38 (links)

Ausgabe: Farbmetrisches Offset-Reflektiv-System ORS18

für Buntton *h = lab*h = 151/360 = 0.419***
lab*tch* und *lab*nch

D65: Buntton L
LCH*Ma: 51 72 151
olv*Ma: 0.0 1.0 0.0

Dreiecks-Helligkeit *t**

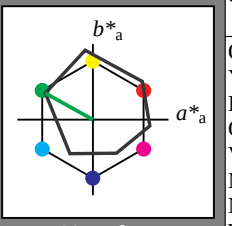

%Umfang

u*rel = 93

ORS18; adaptierte CIELAB-Daten

	L*=L*a	a*a	b*a	C*ab,a	h*ab,a
O_{Ma}	47.94	65.39	50.52	82.63	38
Y_{Ma}	90.37	−10.26	91.75	92.32	96
L_{Ma}	50.9	−62.83	34.96	71.91	151
C_{Ma}	58.62	−30.34	−45.01	54.3	236
V_{Ma}	25.72	31.1	−44.4	54.22	305
M_{Ma}	48.13	75.28	−8.36	75.74	354
N_{Ma}	18.01	0.0	0.0	0.0	0
W_{Ma}	95.41	0.0	0.0	0.0	0
R_{CIE}	39.92	58.66	26.98	64.57	25
J_{CIE}	81.26	−2.16	67.76	67.79	92
G_{CIE}	52.23	−42.25	11.76	43.87	164
B_{CIE}	30.57	1.15	−46.84	46.86	271

%Regularität

g*H,rel = 57

g*C,rel = 59

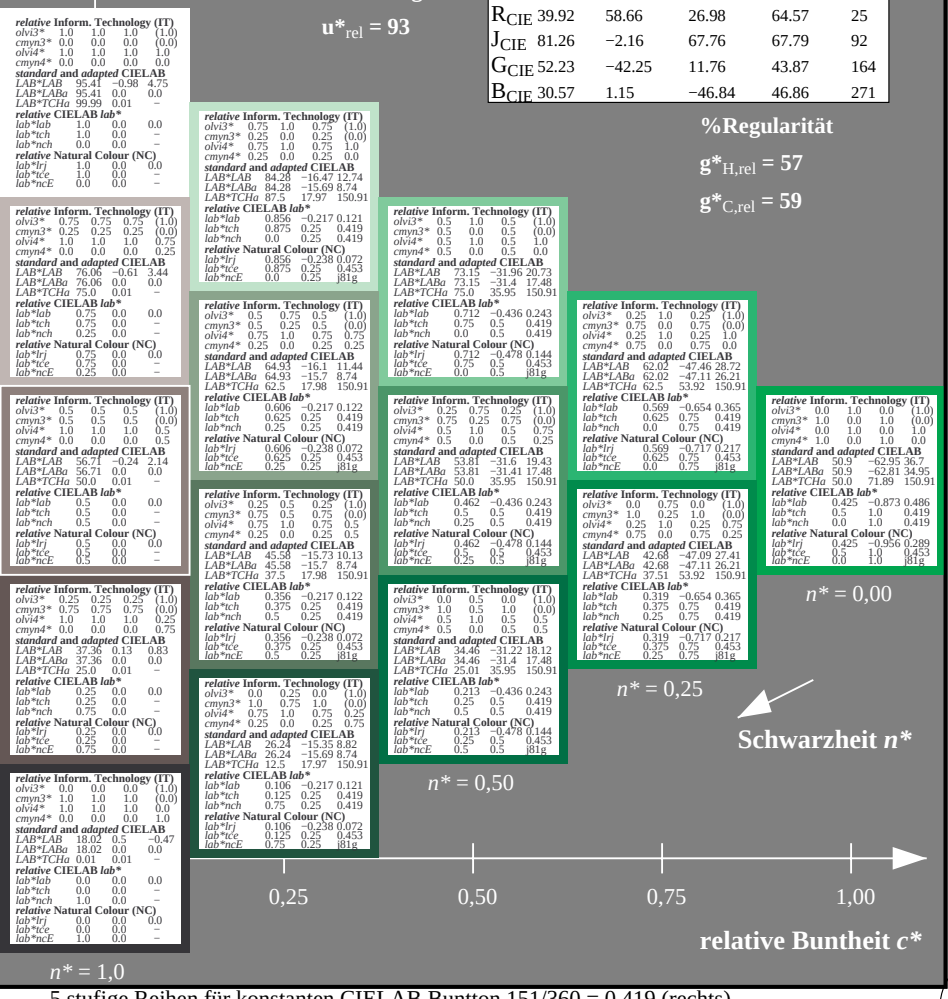

5 stufige Reihen für konstanten CIELAB Buntton 151/360 = 0.419 (rechts)

BAM-Prüfvorlage OG56; Farbmetrik-Systeme ORS18 & ORS18 input: *cmy0* setcmykcolor*
D65: 2 Koordinatendaten von 5stufigen Farbreihen für 10 Bunttöne output: *Startup (S) data dependend*

Siehe ähnliche Dateien: http://www.ps.bam.de/OG56/
Technische Information: http://www.ps.bam.de Version 2.1, io=0,0?

Eingabe: Farbmetrisches Fernseh-Licht-System TLS18

für Buntton *h* = lab*h = 196/360 = 0.546*
lab*tch* und *lab*nch

D65: Buntton C
LCH*Ma: 87 46 196
olv*Ma: 0.0 1.0 1.0

Dreiecks-Helligkeit *t**

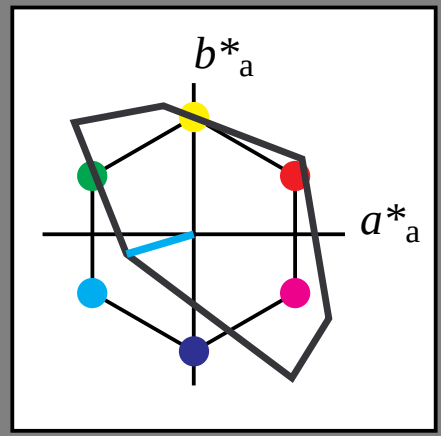

%Umfang
u^*_{rel} = 118

TLS18; adaptierte CIELAB-Daten

	$L^*=L^*_a$	a^*_a	b^*_a	$C^*_{ab,a}$	$h^*_{ab,a}$
O_{Ma}	52.76	71.63	49.88	87.29	35
Y_{Ma}	92.74	−20.02	84.97	87.3	103
L_{Ma}	84.0	−78.98	73.94	108.2	137
C_{Ma}	87.14	−44.41	−13.11	46.32	196
V_{Ma}	35.47	64.92	−95.06	115.12	304
M_{Ma}	59.01	89.33	−55.67	105.26	328
N_{Ma}	18.01	0.0	0.0	0.0	0
W_{Ma}	95.41	0.0	0.0	0.0	0
R_{CIE}	39.92	58.74	27.99	65.07	25
J_{CIE}	81.26	−2.88	71.56	71.62	92
G_{CIE}	52.23	−42.41	13.6	44.55	162
B_{CIE}	30.57	1.41	−46.46	46.49	272

%Regularität
$g^*_{H,rel}$ = 22
$g^*_{C,rel}$ = 40

relative Inform. Technology (IT)				
olvi3*	1.0	1.0	1.0	(1.0)
cmyn3*	0.0	0.0	0.0	(0.0)
olvi4*	1.0	1.0	1.0	1.0
cmyn4*	0.0	0.0	0.0	0.0
standard and adapted CIELAB				
LAB*LAB	95.41	0.0	0.0	
LAB*LABa	95.41	0.0	0.0	
LAB*TCHa	99.99	0.01	–	
relative CIELAB lab*				
lab*lab	1.0	0.0	0.0	
lab*tch	1.0	0.0	–	
lab*nch	0.0	0.0	–	
relative Natural Colour (NC)				
lab*lrj	1.0	0.0	0.0	
lab*tce	1.0	0.0	–	
lab*ncE	0.0	0.0	–	

relative Inform. Technology (IT)				
olvi3*	0.75	1.0	1.0	(1.0)
cmyn3*	0.25	0.0	0.0	(0.0)
olvi4*	0.75	1.0	1.0	1.0
cmyn4*	0.25	0.0	0.0	0.0
standard and adapted CIELAB				
LAB*LAB	93.34	−11.09	−3.27	
LAB*LABa	93.34	−11.09	−3.27	
LAB*TCHa	87.5	11.57	196.46	
relative CIELAB lab*				
lab*lab	0.973	−0.239	−0.07	
lab*tch	0.875	0.25	0.546	
lab*nch	0.0	0.25	0.546	
relative Natural Colour (NC)				
lab*lrj	0.973	−0.219	−0.117	
lab*tce	0.875	0.25	0.578	
lab*ncE	0.0	0.25	g31b	

relative Inform. Technology (IT)				
olvi3*	0.75	0.75	0.75	(1.0)
cmyn3*	0.25	0.25	0.25	(0.0)
olvi4*	1.0	1.0	1.0	0.75
cmyn4*	0.0	0.0	0.0	0.25
standard and adapted CIELAB				
LAB*LAB	76.07	0.0	0.0	
LAB*LABa	76.07	0.0	0.0	
LAB*TCHa	75.0	0.01	–	
relative CIELAB lab*				
lab*lab	0.75	0.0	0.0	
lab*tch	0.75	0.0	–	
lab*nch	0.25	0.0	–	
relative Natural Colour (NC)				
lab*lrj	0.75	0.0	0.0	
lab*tce	0.75	0.0	–	
lab*ncE	0.25	0.0	–	

relative Inform. Technology (IT)				
olvi3*	0.5	1.0	1.0	(1.0)
cmyn3*	0.5	0.0	0.0	(0.0)
olvi4*	0.5	1.0	1.0	1.0
cmyn4*	0.5	0.0	0.0	0.0
standard and adapted CIELAB				
LAB*LAB	91.27	−22.2	−6.55	
LAB*LABa	91.27	−22.2	−6.55	
LAB*TCHa	75.0	23.15	196.46	
relative CIELAB lab*				
lab*lab	0.946	−0.478	−0.141	
lab*tch	0.75	0.5	0.546	
lab*nch	0.0	0.5	0.546	
relative Natural Colour (NC)				
lab*lrj	0.946	−0.44	−0.235	
lab*tce	0.75	0.5	0.578	
lab*ncE	0.0	0.5	g31b	

relative Inform. Technology (IT)				
olvi3*	0.5	0.75	0.75	(1.0)
cmyn3*	0.5	0.25	0.25	(0.0)
olvi4*	0.75	1.0	1.0	0.75
cmyn4*	0.25	0.0	0.0	0.25
standard and adapted CIELAB				
LAB*LAB	73.99	−11.1	−3.27	
LAB*LABa	73.99	−11.1	−3.27	
LAB*TCHa	62.5	11.58	196.46	
relative CIELAB lab*				
lab*lab	0.723	−0.239	−0.07	
lab*tch	0.625	0.25	0.546	
lab*nch	0.25	0.25	0.546	
relative Natural Colour (NC)				
lab*lrj	0.723	−0.219	−0.117	
lab*tce	0.625	0.25	0.578	
lab*ncE	0.25	0.25	g31b	

relative Inform. Technology (IT)				
olvi3*	0.25	1.0	1.0	(1.0)
cmyn3*	0.75	0.0	0.0	(0.0)
olvi4*	0.25	1.0	1.0	1.0
cmyn4*	0.75	0.0	0.0	0.0
standard and adapted CIELAB				
LAB*LAB	89.2	−33.3	−9.83	
LAB*LABa	89.2	−33.3	−9.83	
LAB*TCHa	62.5	34.73	196.46	
relative CIELAB lab*				
lab*lab	0.92	−0.718	−0.211	
lab*tch	0.625	0.75	0.546	
lab*nch	0.0	0.75	0.546	
relative Natural Colour (NC)				
lab*lrj	0.92	−0.66	−0.353	
lab*tce	0.625	0.75	0.578	
lab*ncE	0.0	0.75	g31b	

relative Inform. Technology (IT)				
olvi3*	0.5	0.5	0.5	(1.0)
cmyn3*	0.5	0.5	0.5	(0.0)
olvi4*	1.0	1.0	1.0	0.5
cmyn4*	0.0	0.0	0.0	0.5
standard and adapted CIELAB				
LAB*LAB	56.72	0.0	0.0	
LAB*LABa	56.72	0.0	0.0	
LAB*TCHa	50.0	0.01	–	
relative CIELAB lab*				
lab*lab	0.5	0.0	0.0	
lab*tch	0.5	0.0	–	
lab*nch	0.5	0.0	–	
relative Natural Colour (NC)				
lab*lrj	0.5	0.0	0.0	
lab*tce	0.5	0.0	–	
lab*ncE	0.5	0.0	–	

relative Inform. Technology (IT)				
olvi3*	0.25	0.75	0.75	(1.0)
cmyn3*	0.75	0.25	0.25	(0.0)
olvi4*	0.5	1.0	1.0	0.75
cmyn4*	0.5	0.0	0.0	0.25
standard and adapted CIELAB				
LAB*LAB	71.93	−22.2	−6.55	
LAB*LABa	71.93	−22.2	−6.55	
LAB*TCHa	50.0	23.16	196.46	
relative CIELAB lab*				
lab*lab	0.697	−0.479	−0.141	
lab*tch	0.5	0.5	0.546	
lab*nch	0.25	0.5	0.546	
relative Natural Colour (NC)				
lab*lrj	0.697	−0.44	−0.235	
lab*tce	0.5	0.5	0.578	
lab*ncE	0.25	0.5	g31b	

relative Inform. Technology (IT)				
olvi3*	0.0	1.0	1.0	(1.0)
cmyn3*	1.0	0.0	0.0	(0.0)
olvi4*	0.0	1.0	1.0	1.0
cmyn4*	1.0	0.0	0.0	0.0
standard and adapted CIELAB				
LAB*LAB	87.13	−44.4	−13.11	
LAB*LABa	87.13	−44.4	−13.11	
LAB*TCHa	50.0	46.31	196.46	
relative CIELAB lab*				
lab*lab	0.893	−0.958	−0.282	
lab*tch	0.5	1.0	0.546	
lab*nch	0.0	1.0	0.546	
relative Natural Colour (NC)				
lab*lrj	0.893	−0.881	−0.47	
lab*tce	0.5	1.0	0.578	
lab*ncE	0.0	1.0	g31b	

relative Inform. Technology (IT)				
olvi3*	0.25	0.5	0.5	(1.0)
cmyn3*	0.75	0.5	0.5	(0.0)
olvi4*	0.75	1.0	1.0	0.5
cmyn4*	0.25	0.0	0.0	0.5
standard and adapted CIELAB				
LAB*LAB	54.64	−11.1	−3.27	
LAB*LABa	54.64	−11.1	−3.27	
LAB*TCHa	37.5	11.58	196.46	
relative CIELAB lab*				
lab*lab	0.473	−0.239	−0.07	
lab*tch	0.375	0.25	0.546	
lab*nch	0.5	0.25	0.546	
relative Natural Colour (NC)				
lab*lrj	0.473	−0.219	−0.117	
lab*tce	0.375	0.25	0.578	
lab*ncE	0.5	0.25	g31b	

relative Inform. Technology (IT)				
olvi3*	0.0	0.75	0.75	(1.0)
cmyn3*	1.0	0.25	0.25	(0.0)
olvi4*	0.25	1.0	1.0	0.75
cmyn4*	0.75	0.0	0.0	0.25
standard and adapted CIELAB				
LAB*LAB	69.86	−33.3	−9.83	
LAB*LABa	69.86	−33.3	−9.83	
LAB*TCHa	37.51	34.73	196.46	
relative CIELAB lab*				
lab*lab	0.67	−0.718	−0.211	
lab*tch	0.375	0.75	0.546	
lab*nch	0.25	0.75	0.546	
relative Natural Colour (NC)				
lab*lrj	0.67	−0.66	−0.353	
lab*tce	0.375	0.75	0.578	
lab*ncE	0.25	0.75	g31b	

relative Inform. Technology (IT)				
olvi3*	0.25	0.25	0.25	(1.0)
cmyn3*	0.75	0.75	0.75	(0.0)
olvi4*	1.0	1.0	1.0	0.25
cmyn4*	0.0	0.0	0.0	0.75
standard and adapted CIELAB				
LAB*LAB	37.37	0.0	0.0	
LAB*LABa	37.37	0.0	0.0	
LAB*TCHa	25.0	0.01	–	
relative CIELAB lab*				
lab*lab	0.25	0.0	0.0	
lab*tch	0.25	0.0	–	
lab*nch	0.75	0.0	–	
relative Natural Colour (NC)				
lab*lrj	0.25	0.0	0.0	
lab*tce	0.25	0.0	–	
lab*ncE	0.75	0.0	–	

relative Inform. Technology (IT)				
olvi3*	0.0	0.5	0.5	(1.0)
cmyn3*	1.0	0.5	0.5	(0.0)
olvi4*	0.5	1.0	1.0	0.5
cmyn4*	0.5	0.0	0.0	0.5
standard and adapted CIELAB				
LAB*LAB	52.58	−22.2	−6.55	
LAB*LABa	52.58	−22.2	−6.55	
LAB*TCHa	25.01	23.15	196.46	
relative CIELAB lab*				
lab*lab	0.447	−0.478	−0.141	
lab*tch	0.25	0.5	0.546	
lab*nch	0.5	0.5	0.546	
relative Natural Colour (NC)				
lab*lrj	0.447	−0.44	−0.235	
lab*tce	0.25	0.5	0.578	
lab*ncE	0.5	0.5	g31b	

relative Inform. Technology (IT)				
olvi3*	0.0	0.25	0.25	(1.0)
cmyn3*	1.0	0.75	0.75	(0.0)
olvi4*	0.75	1.0	1.0	0.25
cmyn4*	0.25	0.0	0.0	0.75
standard and adapted CIELAB				
LAB*LAB	35.29	−11.09	−3.27	
LAB*LABa	35.29	−11.09	−3.27	
LAB*TCHa	12.5	11.57	196.46	
relative CIELAB lab*				
lab*lab	0.223	−0.239	−0.07	
lab*tch	0.125	0.25	0.546	
lab*nch	0.75	0.25	0.546	
relative Natural Colour (NC)				
lab*lrj	0.223	−0.219	−0.117	
lab*tce	0.125	0.25	0.578	
lab*ncE	0.75	0.25	g31b	

relative Inform. Technology (IT)				
olvi3*	0.0	0.0	0.0	(1.0)
cmyn3*	1.0	1.0	1.0	(0.0)
olvi4*	1.0	1.0	1.0	0.0
cmyn4*	0.0	0.0	0.0	1.0
standard and adapted CIELAB				
LAB*LAB	18.03	0.0	0.0	
LAB*LABa	18.03	0.0	0.0	
LAB*TCHa	0.01	0.01	–	
relative CIELAB lab*				
lab*lab	0.0	0.0	0.0	
lab*tch	0.0	0.0	–	
lab*nch	1.0	0.0	–	
relative Natural Colour (NC)				
lab*lrj	0.0	0.0	0.0	
lab*tce	0.0	0.0	–	
lab*ncE	1.0	0.0	–	

*n** = 0,00
*n** = 0,25
*n** = 0,50
*n** = 1,0

Schwarzheit *n**

1,00
0,75
0,25
0,00

0,25 0,50 0,75 1,00

relative Buntheit *c**

Ausgabe: Farbmetrisches Offset-Reflektiv-System ORS18

für Buntton *h* = lab*h = 236/360 = 0.656*
lab*tch* und *lab*nch

D65: Buntton C
LCH*Ma: 59 54 236
olv*Ma: 0.0 1.0 1.0

Dreiecks-Helligkeit *t**

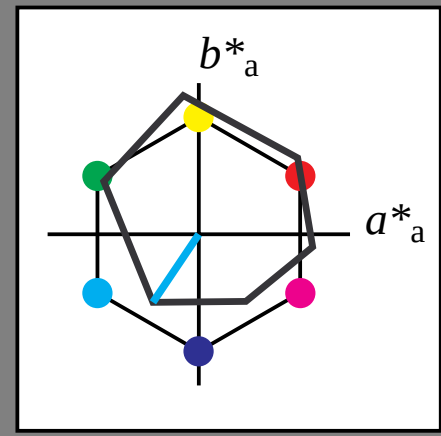

%Umfang
u^*_{rel} = 93

ORS18; adaptierte CIELAB-Daten

	$L^*=L^*_a$	a^*_a	b^*_a	$C^*_{ab,a}$	$h^*_{ab,a}$
O_{Ma}	47.94	65.39	50.52	82.63	38
Y_{Ma}	90.37	−10.26	91.75	92.32	96
L_{Ma}	50.9	−62.83	34.96	71.91	151
C_{Ma}	58.62	−30.34	−45.01	54.3	236
V_{Ma}	25.72	31.1	−44.4	54.22	305
M_{Ma}	48.13	75.28	−8.36	75.74	354
N_{Ma}	18.01	0.0	0.0	0.0	0
W_{Ma}	95.41	0.0	0.0	0.0	0
R_{CIE}	39.92	58.66	26.98	64.57	25
J_{CIE}	81.26	−2.16	67.76	67.79	92
G_{CIE}	52.23	−42.25	11.76	43.87	164
B_{CIE}	30.57	1.15	−46.84	46.86	271

%Regularität
$g^*_{H,rel}$ = 57
$g^*_{C,rel}$ = 59

relative Inform. Technology (IT)				
olvi3*	1.0	1.0	1.0	(1.0)
cmyn3*	0.0	0.0	0.0	(0.0)
olvi4*	1.0	1.0	1.0	1.0
cmyn4*	0.0	0.0	0.0	0.0
standard and adapted CIELAB				
LAB*LAB	95.41	−0.98	4.75	
LAB*LABa	95.41	0.0	0.0	
LAB*TCHa	99.99	0.01	–	
relative CIELAB lab*				
lab*lab	1.0	0.0	0.0	
lab*tch	1.0	0.0	–	
lab*nch	0.0	0.0	–	
relative Natural Colour (NC)				
lab*lrj	1.0	0.0	0.0	
lab*tce	1.0	0.0	–	
lab*ncE	0.0	0.0	–	

relative Inform. Technology (IT)				
olvi3*	0.75	1.0	1.0	(1.0)
cmyn3*	0.25	0.0	0.0	(0.0)
olvi4*	0.75	1.0	1.0	1.0
cmyn4*	0.25	0.0	0.0	0.0
standard and adapted CIELAB				
LAB*LAB	86.21	−8.39	−7.1	
LAB*LABa	86.21	−7.57	−11.24	
LAB*TCHa	87.5	13.57	236.02	
relative CIELAB lab*				
lab*lab	0.881	−0.139	−0.206	
lab*tch	0.875	0.25	0.656	
lab*nch	0.0	0.25	0.656	
relative Natural Colour (NC)				
lab*lrj	0.881	−0.123	−0.216	
lab*tce	0.875	0.25	0.667	
lab*ncE	0.0	0.25	g66b	

relative Inform. Technology (IT)				
olvi3*	0.75	0.75	0.75	(1.0)
cmyn3*	0.25	0.25	0.25	(0.0)
olvi4*	1.0	1.0	1.0	0.75
cmyn4*	0.0	0.0	0.0	0.25
standard and adapted CIELAB				
LAB*LAB	76.06	−0.61	3.44	
LAB*LABa	76.06	0.0	0.0	
LAB*TCHa	75.0	0.01	–	
relative CIELAB lab*				
lab*lab	0.75	0.0	0.0	
lab*tch	0.75	0.0	–	
lab*nch	0.25	0.0	–	
relative Natural Colour (NC)				
lab*lrj	0.75	0.0	0.0	
lab*tce	0.75	0.0	–	
lab*ncE	0.25	0.0	–	

relative Inform. Technology (IT)				
olvi3*	0.5	1.0	1.0	(1.0)
cmyn3*	0.5	0.0	0.0	(0.0)
olvi4*	0.5	1.0	1.0	1.0
cmyn4*	0.5	0.0	0.0	0.0
standard and adapted CIELAB				
LAB*LAB	77.01	−15.8	−18.98	
LAB*LABa	77.01	−15.16	−22.5	
LAB*TCHa	75.0	27.14	236.02	
relative CIELAB lab*				
lab*lab	0.762	−0.278	−0.414	
lab*tch	0.75	0.5	0.656	
lab*nch	0.0	0.5	0.656	
relative Natural Colour (NC)				
lab*lrj	0.762	−0.247	−0.433	
lab*tce	0.75	0.5	0.667	
lab*ncE	0.0	0.5	g66b	

relative Inform. Technology (IT)				
olvi3*	0.5	0.75	0.75	(1.0)
cmyn3*	0.5	0.25	0.25	(0.0)
olvi4*	0.75	1.0	1.0	0.75
cmyn4*	0.25	0.0	0.0	0.25
standard and adapted CIELAB				
LAB*LAB	66.86	−8.02	−8.42	
LAB*LABa	66.86	−7.58	−11.25	
LAB*TCHa	62.5	13.57	236.02	
relative CIELAB lab*				
lab*lab	0.631	−0.139	−0.206	
lab*tch	0.625	0.25	0.656	
lab*nch	0.25	0.25	0.656	
relative Natural Colour (NC)				
lab*lrj	0.631	−0.123	−0.216	
lab*tce	0.625	0.25	0.667	
lab*ncE	0.25	0.25	g66b	

relative Inform. Technology (IT)				
olvi3*	0.25	1.0	1.0	(1.0)
cmyn3*	0.75	0.0	0.0	(0.0)
olvi4*	0.25	1.0	1.0	1.0
cmyn4*	0.75	0.0	0.0	0.0
standard and adapted CIELAB				
LAB*LAB	67.81	−23.21	−30.86	
LAB*LABa	67.81	−22.75	−33.75	
LAB*TCHa	62.5	40.72	236.02	
relative CIELAB lab*				
lab*lab	0.643	−0.418	−0.621	
lab*tch	0.625	0.75	0.656	
lab*nch	0.0	0.75	0.656	
relative Natural Colour (NC)				
lab*lrj	0.643	−0.371	−0.65	
lab*tce	0.625	0.75	0.667	
lab*ncE	0.0	0.75	g66b	

relative Inform. Technology (IT)				
olvi3*	0.5	0.5	0.5	(1.0)
cmyn3*	0.5	0.5	0.5	(0.0)
olvi4*	1.0	1.0	1.0	0.5
cmyn4*	0.0	0.0	0.0	0.5
standard and adapted CIELAB				
LAB*LAB	56.71	−0.24	2.14	
LAB*LABa	56.71	0.0	0.0	
LAB*TCHa	50.0	0.01	–	
relative CIELAB lab*				
lab*lab	0.5	0.0	0.0	
lab*tch	0.5	0.0	–	
lab*nch	0.5	0.0	–	
relative Natural Colour (NC)				
lab*lrj	0.5	0.0	0.0	
lab*tce	0.5	0.0	–	
lab*ncE	0.5	0.0	–	

relative Inform. Technology (IT)				
olvi3*	0.25	0.75	0.75	(1.0)
cmyn3*	0.75	0.25	0.25	(0.0)
olvi4*	0.5	1.0	1.0	0.75
cmyn4*	0.5	0.0	0.0	0.25
standard and adapted CIELAB				
LAB*LAB	57.67	−15.43	−20.29	
LAB*LABa	57.67	−15.16	−22.5	
LAB*TCHa	50.0	27.15	236.02	
relative CIELAB lab*				
lab*lab	0.512	−0.278	−0.414	
lab*tch	0.5	0.5	0.656	
lab*nch	0.25	0.5	0.656	
relative Natural Colour (NC)				
lab*lrj	0.512	−0.247	−0.433	
lab*tce	0.5	0.5	0.667	
lab*ncE	0.25	0.5	g66b	

relative Inform. Technology (IT)				
olvi3*	0.0	1.0	1.0	(1.0)
cmyn3*	1.0	0.0	0.0	(0.0)
olvi4*	0.0	1.0	1.0	1.0
cmyn4*	1.0	0.0	0.0	0.0
standard and adapted CIELAB				
LAB*LAB	58.62	−30.61	−42.73	
LAB*LABa	58.62	−30.33	−45.01	
LAB*TCHa	50.0	54.29	236.02	
relative CIELAB lab*				
lab*lab	0.525	−0.558	−0.828	
lab*tch	0.5	1.0	0.656	
lab*nch	0.0	1.0	0.656	
relative Natural Colour (NC)				
lab*lrj	0.525	−0.496	−0.867	
lab*tce	0.5	1.0	0.667	
lab*ncE	0.0	1.0	g66b	

relative Inform. Technology (IT)				
olvi3*	0.25	0.5	0.5	(1.0)
cmyn3*	0.75	0.5	0.5	(0.0)
olvi4*	0.75	1.0	1.0	0.5
cmyn4*	0.25	0.0	0.0	0.5
standard and adapted CIELAB				
LAB*LAB	47.51	−7.64	−9.72	
LAB*LABa	47.51	−7.58	−11.25	
LAB*TCHa	37.5	13.57	236.02	
relative CIELAB lab*				
lab*lab	0.381	−0.139	−0.206	
lab*tch	0.375	0.25	0.656	
lab*nch	0.5	0.25	0.656	
relative Natural Colour (NC)				
lab*lrj	0.381	−0.123	−0.216	
lab*tce	0.375	0.25	0.667	
lab*ncE	0.5	0.25	g66b	

relative Inform. Technology (IT)				
olvi3*	0.0	0.75	0.75	(1.0)
cmyn3*	1.0	0.25	0.25	(0.0)
olvi4*	0.25	1.0	1.0	0.75
cmyn4*	0.75	0.0	0.0	0.25
standard and adapted CIELAB				
LAB*LAB	48.47	−22.83	−32.17	
LAB*LABa	48.47	−22.75	−33.75	
LAB*TCHa	37.51	40.72	236.02	
relative CIELAB lab*				
lab*lab	0.394	−0.418	−0.621	
lab*tch	0.375	0.75	0.656	
lab*nch	0.25	0.75	0.656	
relative Natural Colour (NC)				
lab*lrj	0.394	−0.371	−0.65	
lab*tce	0.375	0.75	0.667	
lab*ncE	0.25	0.75	g66b	

relative Inform. Technology (IT)				
olvi3*	0.25	0.25	0.25	(1.0)
cmyn3*	0.75	0.75	0.75	(0.0)
olvi4*	1.0	1.0	1.0	0.25
cmyn4*	0.0	0.0	0.0	0.75
standard and adapted CIELAB				
LAB*LAB	37.36	0.13	0.83	
LAB*LABa	37.36	0.0	0.0	
LAB*TCHa	25.0	0.01	–	
relative CIELAB lab*				
lab*lab	0.25	0.0	0.0	
lab*tch	0.25	0.0	–	
lab*nch	0.75	0.0	–	
relative Natural Colour (NC)				
lab*lrj	0.25	0.0	0.0	
lab*tce	0.25	0.0	–	
lab*ncE	0.75	0.0	–	

relative Inform. Technology (IT)				
olvi3*	0.0	0.5	0.5	(1.0)
cmyn3*	1.0	0.5	0.5	(0.0)
olvi4*	0.5	1.0	1.0	0.5
cmyn4*	0.5	0.0	0.0	0.5
standard and adapted CIELAB				
LAB*LAB	38.32	−15.05	−21.6	
LAB*LABa	38.32	−15.16	−22.5	
LAB*TCHa	25.01	27.14	236.02	
relative CIELAB lab*				
lab*lab	0.262	−0.278	−0.414	
lab*tch	0.25	0.5	0.656	
lab*nch	0.5	0.5	0.656	
relative Natural Colour (NC)				
lab*lrj	0.262	−0.247	−0.433	
lab*tce	0.25	0.5	0.667	
lab*ncE	0.5	0.5	g66b	

relative Inform. Technology (IT)				
olvi3*	0.0	0.25	0.25	(1.0)
cmyn3*	1.0	0.75	0.75	(0.0)
olvi4*	0.75	1.0	1.0	0.25
cmyn4*	0.25	0.0	0.0	0.75
standard and adapted CIELAB				
LAB*LAB	28.17	−7.27	−11.03	
LAB*LABa	28.17	−7.57	−11.24	
LAB*TCHa	12.5	13.57	236.02	
relative CIELAB lab*				
lab*lab	0.131	−0.139	−0.206	
lab*tch	0.125	0.25	0.656	
lab*nch	0.75	0.25	0.656	
relative Natural Colour (NC)				
lab*lrj	0.131	−0.123	−0.216	
lab*tce	0.125	0.25	0.667	
lab*ncE	0.75	0.25	g66b	

relative Inform. Technology (IT)				
olvi3*	0.0	0.0	0.0	(1.0)
cmyn3*	1.0	1.0	1.0	(0.0)
olvi4*	1.0	1.0	1.0	0.0
cmyn4*	0.0	0.0	0.0	1.0
standard and adapted CIELAB				
LAB*LAB	18.02	0.5	−0.47	
LAB*LABa	18.02	0.0	0.0	
LAB*TCHa	0.01	0.01	–	
relative CIELAB lab*				
lab*lab	0.0	0.0	0.0	
lab*tch	0.0	0.0	–	
lab*nch	1.0	0.0	–	
relative Natural Colour (NC)				
lab*lrj	0.0	0.0	0.0	
lab*tce	0.0	0.0	–	
lab*ncE	1.0	0.0	–	

*n** = 0,00
*n** = 0,25
*n** = 0,50
*n** = 1,0

Schwarzheit *n**

0,25 0,50 0,75 1,00

relative Buntheit *c**

OG560−7, 5 stufige Reihen für konstanten CIELAB Buntton 196/360 = 0.546 (links)
5 stufige Reihen für konstanten CIELAB Buntton 236/360 = 0.656 (rechts)

BAM-Registrierung: 20060101-OG56/10S/S56G03SP.PS/.PDF BAM-Material: Code=rha4ta
Anwendung für Beurteilung und Messung von Drucker− oder Monitorsystemen
/OG56/ Form: 4/10, Serie: 1/1, Seite: 4
Seitenz hlung 4

www.ps.bam.de/OG56/10S/S56G04SP.PS/.PDF;
S: Ausgabe-Linearisierung (OL-Daten) OG56/10S/S56G04SP.DAT im Distiller Startup (S) Directory

Siehe ähnliche Dateien: http://www.ps.bam.de/OG56/
Technische Information: http://www.ps.bam.de Version 2.1, io=0,0?

BAM-Registrierung: 20060101-OG56/10S/S56G04SP.PS/.PDF BAM-Material: Code=rha4ta
Anwendung für Beurteilung und Messung von Drucker– oder Monitorsystemen
/OG56/ Form: 5/10. Serie: 1/1, Seite: 5 Sattenz hlung 5

Eingabe: Farbmetrisches Fernseh-Licht-System TLS18

für Buntton *h = lab*h = 304/360 = 0.845***
lab*tch* und *lab*nch

D65: Buntton V
LCH*Ma: 35 115 304
olv*Ma: 0.0 0.0 1.0

Dreiecks-Helligkeit *t**

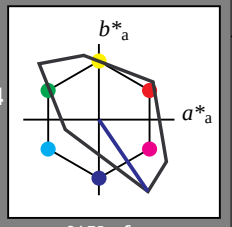

%Umfang
u*rel = 118

TLS18; adaptierte CIELAB-Daten

	L*=L*a	a*a	b*a	C*ab,a	h*ab,a
O_{Ma}	52.76	71.63	49.88	87.29	35
Y_{Ma}	92.74	−20.02	84.97	87.3	103
L_{Ma}	84.0	−78.98	73.94	108.2	137
C_{Ma}	87.14	−44.41	−13.11	46.32	196
V_{Ma}	35.47	64.92	−95.06	115.12	304
M_{Ma}	59.01	89.33	−55.67	105.26	328
N_{Ma}	18.01	0.0	0.0	0.0	0
W_{Ma}	95.41	0.0	0.0	0.0	0
R_{CIE}	39.92	58.74	27.99	65.07	25
J_{CIE}	81.26	−2.88	71.56	71.62	92
G_{CIE}	52.23	−42.41	13.6	44.55	162
B_{CIE}	30.57	1.41	−46.46	46.49	272

%Regularität
g*H,rel = 22
g*C,rel = 40

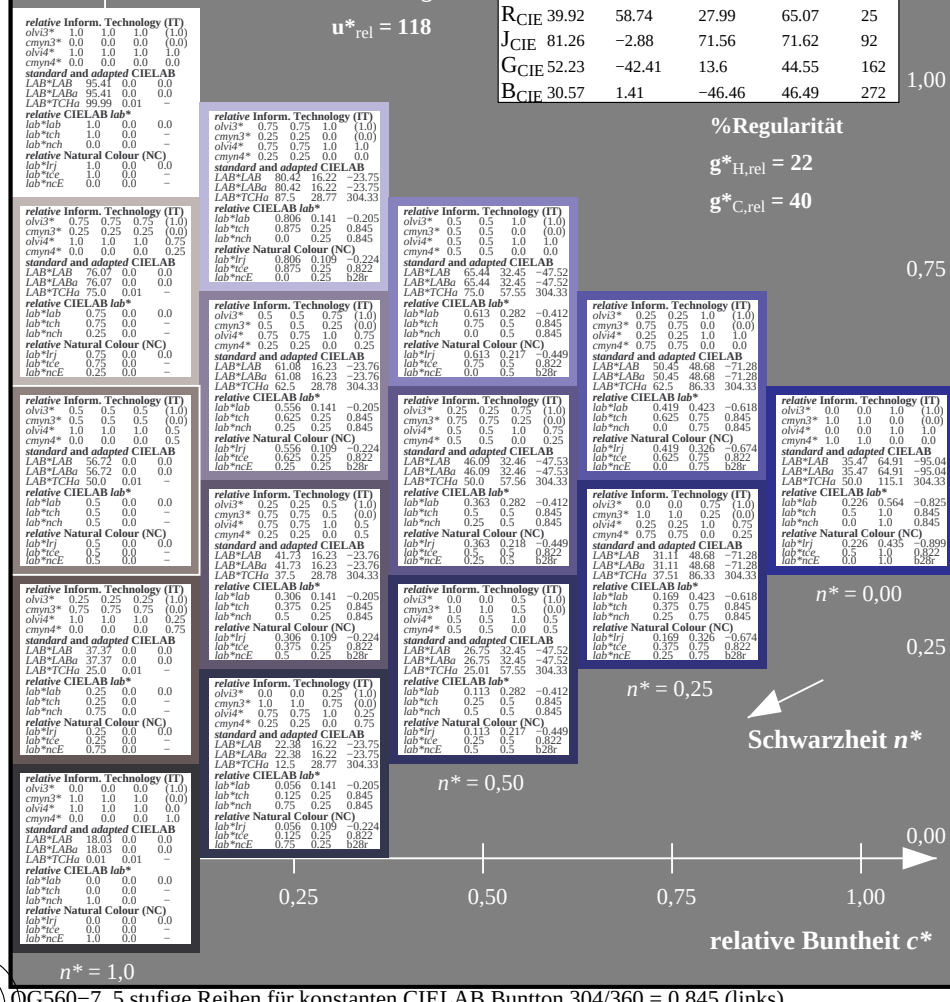

OG560−7, 5 stufige Reihen für konstanten CIELAB Buntton 304/360 = 0.845 (links)

Ausgabe: Farbmetrisches Offset-Reflektiv-System ORS18

für Buntton *h = lab*h = 305/360 = 0.847***
lab*tch* und *lab*nch

D65: Buntton V
LCH*Ma: 26 54 305
olv*Ma: 0.0 0.0 1.0

Dreiecks-Helligkeit *t**

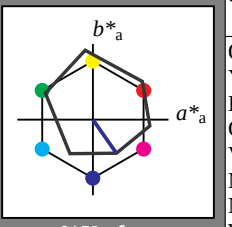

%Umfang
u*rel = 93

ORS18; adaptierte CIELAB-Daten

	L*=L*a	a*a	b*a	C*ab,a	h*ab,a
O_{Ma}	47.94	65.39	50.52	82.63	38
Y_{Ma}	90.37	−10.26	91.75	92.32	96
L_{Ma}	50.9	−62.83	34.96	71.91	151
C_{Ma}	58.62	−30.34	−45.01	54.3	236
V_{Ma}	25.72	31.1	−44.4	54.22	305
M_{Ma}	48.13	75.28	−8.36	75.74	354
N_{Ma}	18.01	0.0	0.0	0.0	0
W_{Ma}	95.41	0.0	0.0	0.0	0
R_{CIE}	39.92	58.66	26.98	64.57	25
J_{CIE}	81.26	−2.16	67.76	67.79	92
G_{CIE}	52.23	−42.25	11.76	43.87	164
B_{CIE}	30.57	1.15	−46.84	46.86	271

%Regularität
g*H,rel = 57
g*C,rel = 59

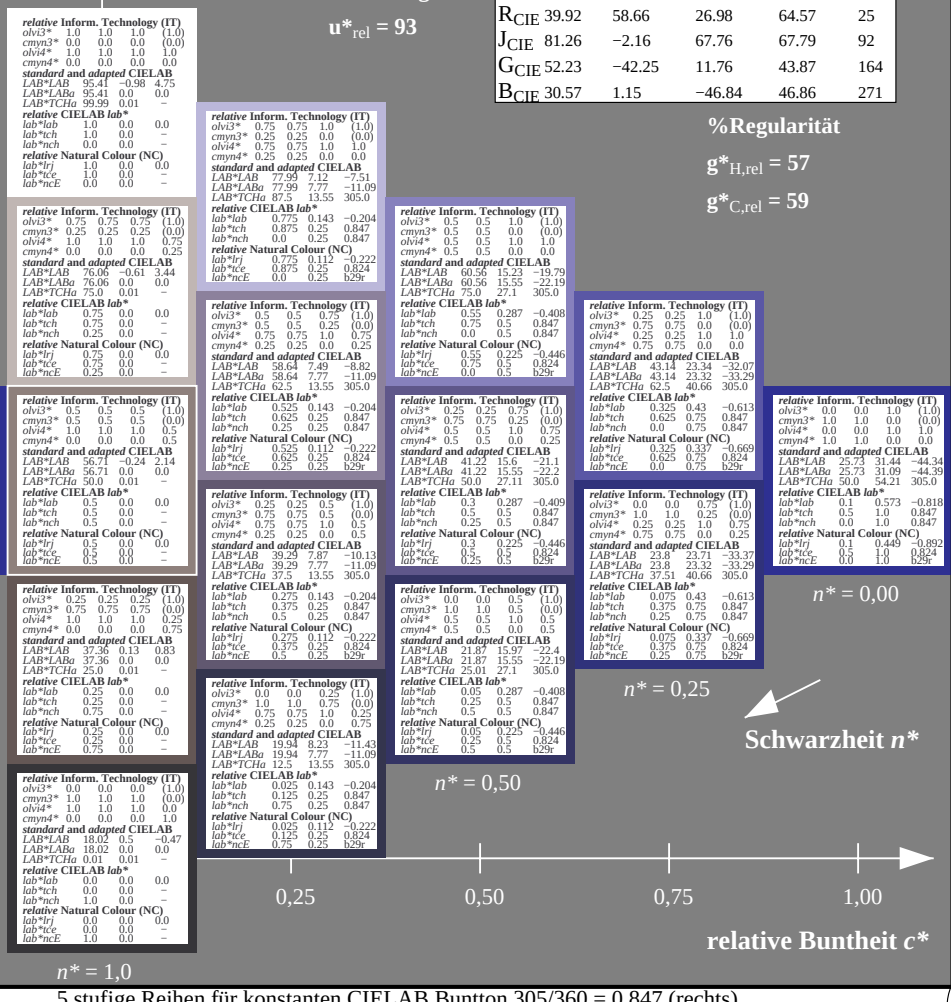

5 stufige Reihen für konstanten CIELAB Buntton 305/360 = 0.847 (rechts)

BAM-Prüfvorlage OG56; Farbmetrik-Systeme ORS18 & ORS18 input: *cmy0* setcmykcolor*
D65: 2 Koordinatendaten von 5stufigen Farbreihen für 10 Buttöne output: *Startup (S) data dependend*

Siehe ähnliche Dateien: http://www.ps.bam.de/OG56/
Technische Information: http://www.ps.bam.de Version 2.1, io=0,0?

BAM-Registrierung: 20060101-OG56/10S/S56G05SP.PS/.PDF BAM-Material: Code=rha4ta
Anwendung für Beurteilung und Messung von Drucker– oder Monitorsystemen
/OG56/ Form: 6/10, Serie: 1/1, Seite: 6 Sattelnz.hung 6

Eingabe: Farbmetrisches Fernseh-Licht-System TLS18

für Buntton *h = lab*h = 328/360 = 0.911***
lab*tch* und *lab*nch

D65: Buntton M
LCH*Ma: 59 105 328
olv*Ma: 1.0 0.0 1.0

Dreiecks-Helligkeit *t**

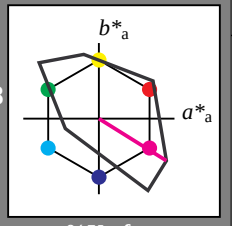

%Umfang

u*rel = 118

TLS18; adaptierte CIELAB-Daten

	L*=L*a	a*a	b*a	C*ab,a	h*ab,a
O_{Ma}	52.76	71.63	49.88	87.29	35
Y_{Ma}	92.74	−20.02	84.97	87.3	103
L_{Ma}	84.0	−78.98	73.94	108.2	137
C_{Ma}	87.14	−44.41	−13.11	46.32	196
V_{Ma}	35.47	64.92	−95.06	115.12	304
M_{Ma}	59.01	89.33	−55.67	105.26	328
N_{Ma}	18.01	0.0	0.0	0.0	0
W_{Ma}	95.41	0.0	0.0	0.0	0
R_{CIE}	39.92	58.74	27.99	65.07	25
J_{CIE}	81.26	−2.88	71.56	71.62	92
G_{CIE}	52.23	−42.41	13.6	44.55	162
B_{CIE}	30.57	1.41	−46.46	46.49	272

%Regularität

g*H,rel = 22

g*C,rel = 40

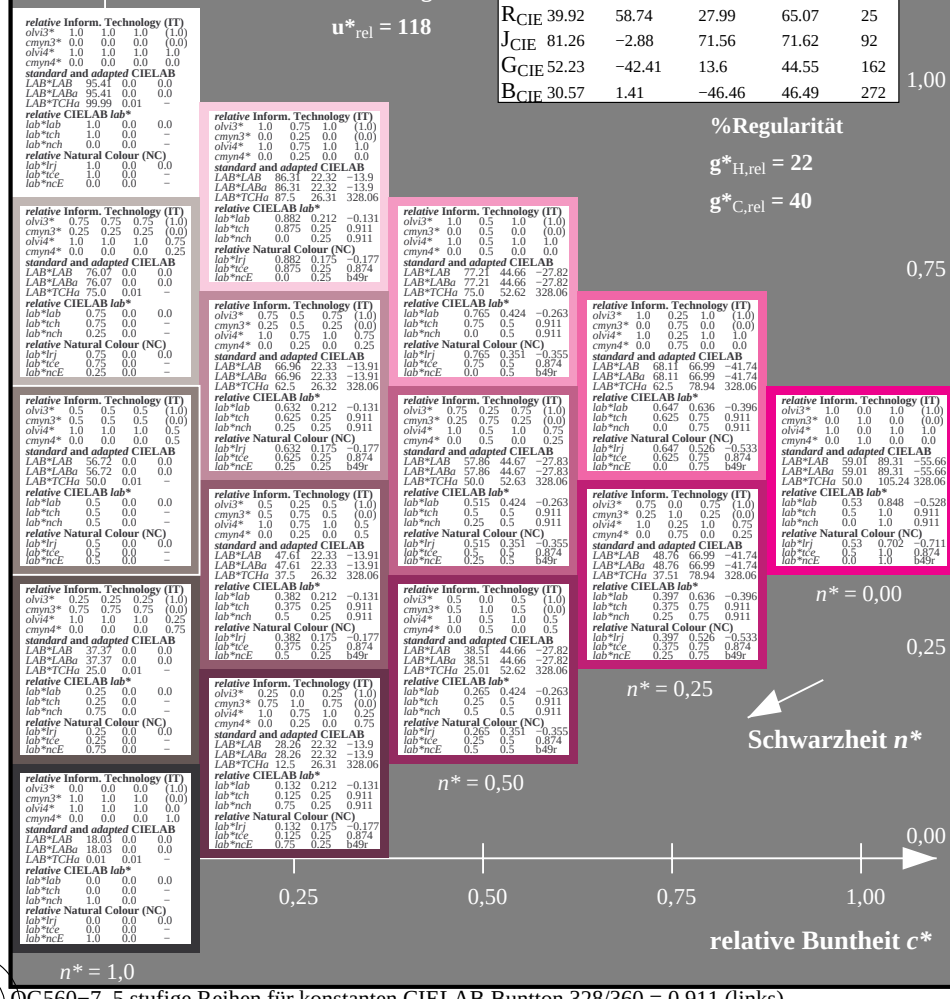

OG560−7, 5 stufige Reihen für konstanten CIELAB Buntton 328/360 = 0.911 (links)

Ausgabe: Farbmetrisches Offset-Reflektiv-System ORS18

für Buntton *h = lab*h = 354/360 = 0.982***
lab*tch* und *lab*nch

D65: Buntton M
LCH*Ma: 48 76 354
olv*Ma: 1.0 0.0 1.0

Dreiecks-Helligkeit *t**

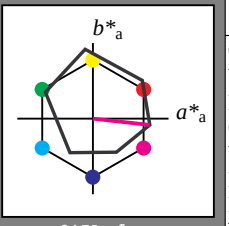

%Umfang

u*rel = 93

ORS18; adaptierte CIELAB-Daten

	L*=L*a	a*a	b*a	C*ab,a	h*ab,a
O_{Ma}	47.94	65.39	50.52	82.63	38
Y_{Ma}	90.37	−10.26	91.75	92.32	96
L_{Ma}	50.9	−62.83	34.96	71.91	151
C_{Ma}	58.62	−30.34	−45.01	54.3	236
V_{Ma}	25.72	31.1	−44.4	54.22	305
M_{Ma}	48.13	75.28	−8.36	75.74	354
N_{Ma}	18.01	0.0	0.0	0.0	0
W_{Ma}	95.41	0.0	0.0	0.0	0
R_{CIE}	39.92	58.66	26.98	64.57	25
J_{CIE}	81.26	−2.16	67.76	67.79	92
G_{CIE}	52.23	−42.25	11.76	43.87	164
B_{CIE}	30.57	1.15	−46.84	46.86	271

%Regularität

g*H,rel = 57

g*C,rel = 59

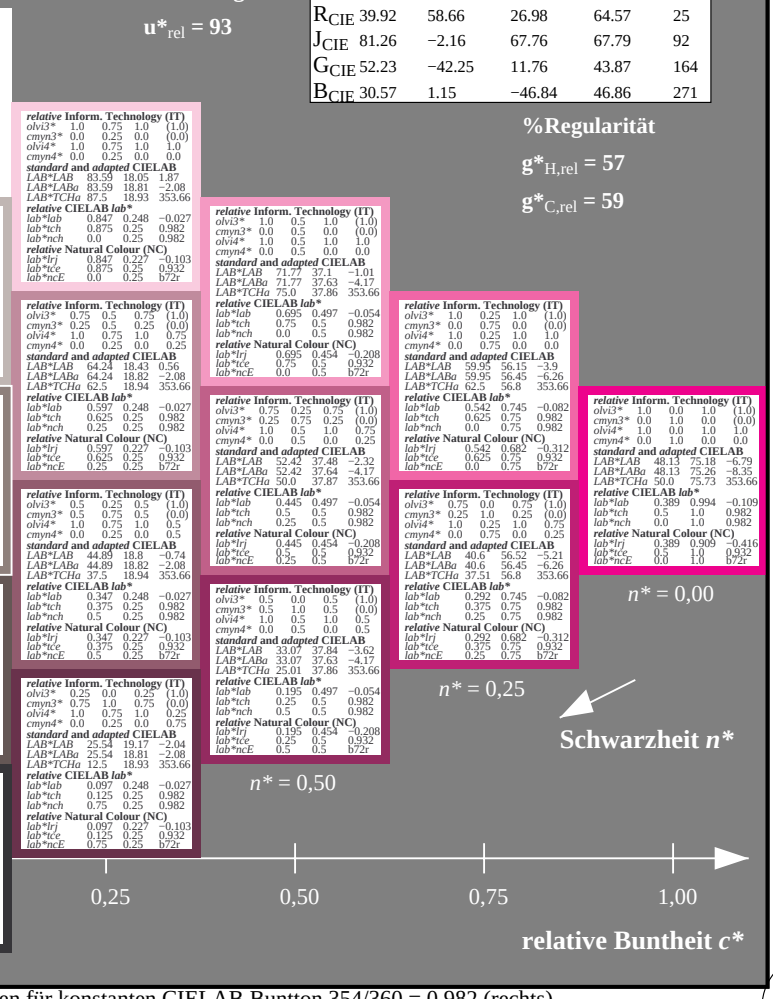

5 stufige Reihen für konstanten CIELAB Buntton 354/360 = 0.982 (rechts)

BAM-Prüfvorlage OG56; Farbmetrik-Systeme ORS18 & ORS18 input: *cmy0* setcmykcolor*
D65: 2 Koordinatendaten von 5stufigen Farbreihen für 10 Bunttöne output: *Startup (S) data dependend*

Siehe ähnliche Dateien: http://www.ps.bam.de/OG56/
Technische Information: http://www.ps.bam.de Version 2.1, io=0,0?

BAM-Registrierung: 20060101-OG56/10S/S56G06SP.PS/.PDF BAM-Material: Code=rha4ta
Anwendung für Beurteilung und Messung von Drucker– oder Monitorsystemen
/OG56/ Form: 7/10, Serie: 1/1, Seite: 7 Sattelstreifen 7

Eingabe: Farbmetrisches Fernseh-Licht-System TLS18

für Buntton *h = lab*h = 25/360 = 0.071**
lab*tch* und *lab*nch

D65: Buntton R
LCH*Ma: 54 82 25
olv*Ma: 1.0 0.0 0.14

Dreiecks-Helligkeit *t**

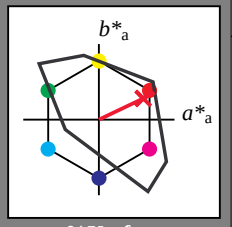

%Umfang
u*rel = 118

TLS18; adaptierte CIELAB-Daten

	L*=L*a	a*a	b*a	C*ab,a	h*ab,a
OMa	52.76	71.63	49.88	87.29	35
YMa	92.74	−20.02	84.97	87.3	103
LMa	84.0	−78.98	73.94	108.2	137
CMa	87.14	−44.41	−13.11	46.32	196
VMa	35.47	64.92	−95.06	115.12	304
MMa	59.01	89.33	−55.67	105.26	328
NMa	18.01	0.0	0.0	0.0	0
WMa	95.41	0.0	0.0	0.0	0
RCIE	39.92	58.74	27.99	65.07	25
JCIE	81.26	−2.88	71.56	71.62	92
GCIE	52.23	−42.41	13.6	44.55	162
BCIE	30.57	1.41	−46.46	46.49	272

%Regularität
g*H,rel = 22
g*C,rel = 40

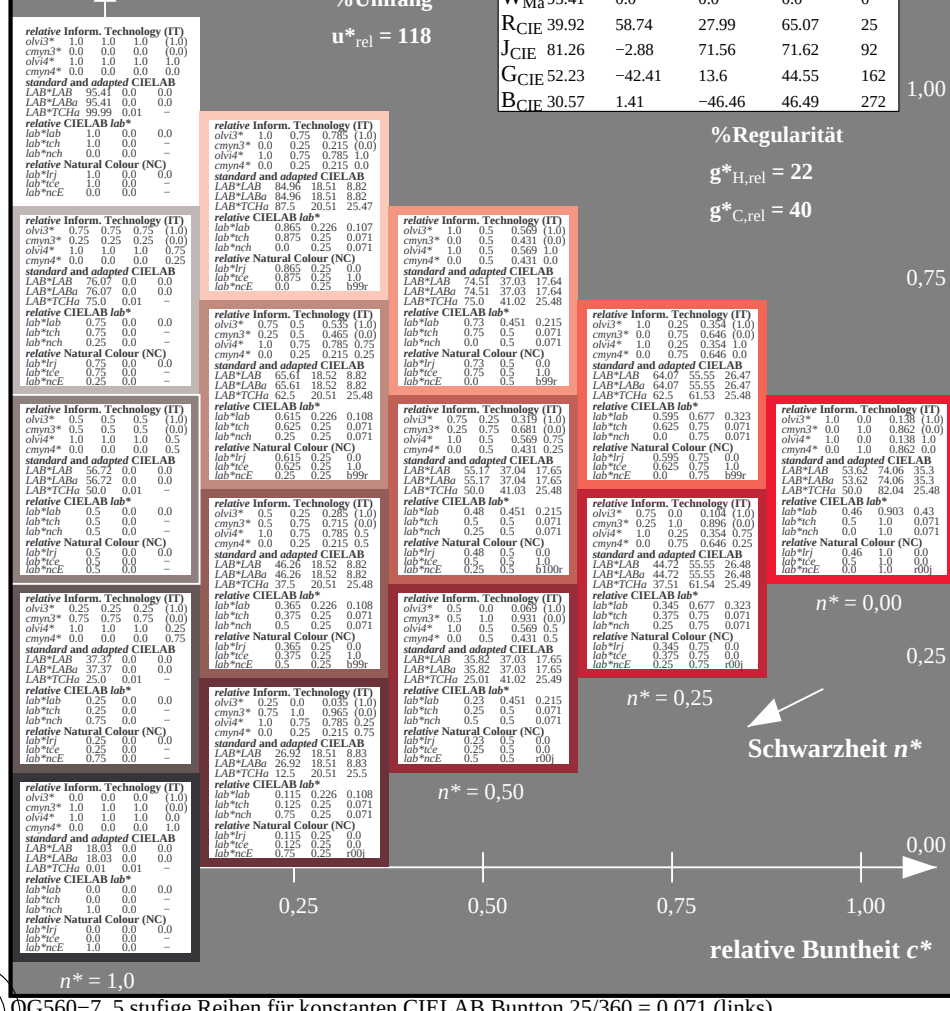

OG560−7, 5 stufige Reihen für konstanten CIELAB Buntton 25/360 = 0.071 (links)

Ausgabe: Farbmetrisches Offset-Reflektiv-System ORS18

für Buntton *h = lab*h = 25/360 = 0.069**
lab*tch* und *lab*nch

D65: Buntton R
LCH*Ma: 48 75 25
olv*Ma: 1.0 0.0 0.32

Dreiecks-Helligkeit *t**

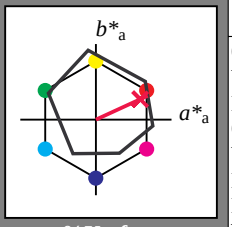

%Umfang
u*rel = 93

ORS18; adaptierte CIELAB-Daten

	L*=L*a	a*a	b*a	C*ab,a	h*ab,a
OMa	47.94	65.39	50.52	82.63	38
YMa	90.37	−10.26	91.75	92.32	96
LMa	50.9	−62.83	34.96	71.91	151
CMa	58.62	−30.34	−45.01	54.3	236
VMa	25.72	31.1	−44.4	54.22	305
MMa	48.13	75.28	−8.36	75.74	354
NMa	18.01	0.0	0.0	0.0	0
WMa	95.41	0.0	0.0	0.0	0
RCIE	39.92	58.66	26.98	64.57	25
JCIE	81.26	−2.16	67.76	67.79	92
GCIE	52.23	−42.25	11.76	43.87	164
BCIE	30.57	1.15	−46.84	46.86	271

%Regularität
g*H,rel = 57
g*C,rel = 59

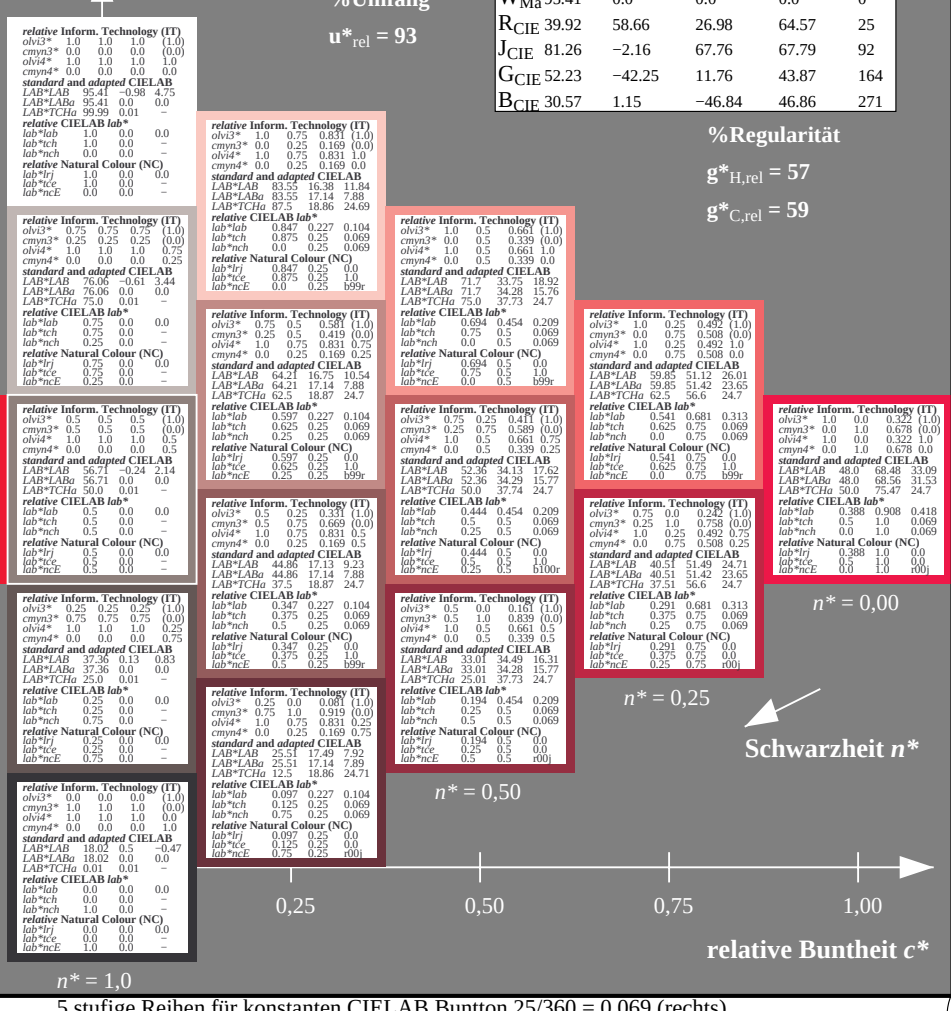

5 stufige Reihen für konstanten CIELAB Buntton 25/360 = 0.069 (rechts)

Siehe ähnliche Dateien: http://www.ps.bam.de/OG56/
Technische Information: http://www.ps.bam.de Version 2.1, io=0,0?

Eingabe: Farbmetrisches Fernseh-Licht-System TLS18

für Buntton $h^* = lab^*h = 92/360 = 0.256$
lab^*tch und lab^*nch

D65: Buntton J
LCH*Ma: 85 79 92
olv*Ma: 1.0 0.82 0.0

Dreiecks-Helligkeit t^*

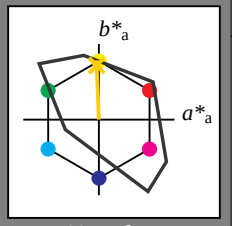

%Umfang
u^*_{rel} = 118

TLS18; adaptierte CIELAB-Daten

	$L^*=L^*_a$	a^*_a	b^*_a	$C^*_{ab,a}$	$h^*_{ab,a}$
O_{Ma}	52.76	71.63	49.88	87.29	35
Y_{Ma}	92.74	−20.02	84.97	87.3	103
L_{Ma}	84.0	−78.98	73.94	108.2	137
C_{Ma}	87.14	−44.41	−13.11	46.32	196
V_{Ma}	35.47	64.92	−95.06	115.12	304
M_{Ma}	59.01	89.33	−55.67	105.26	328
N_{Ma}	18.01	0.0	0.0	0.0	0
W_{Ma}	95.41	0.0	0.0	0.0	0
R_{CIE}	39.92	58.74	27.99	65.07	25
J_{CIE}	81.26	−2.88	71.56	71.62	92
G_{CIE}	52.23	−42.41	13.6	44.55	162
B_{CIE}	30.57	1.41	−46.46	46.49	272

%Regularität
$g^*_{H,rel}$ = 22
$g^*_{C,rel}$ = 40

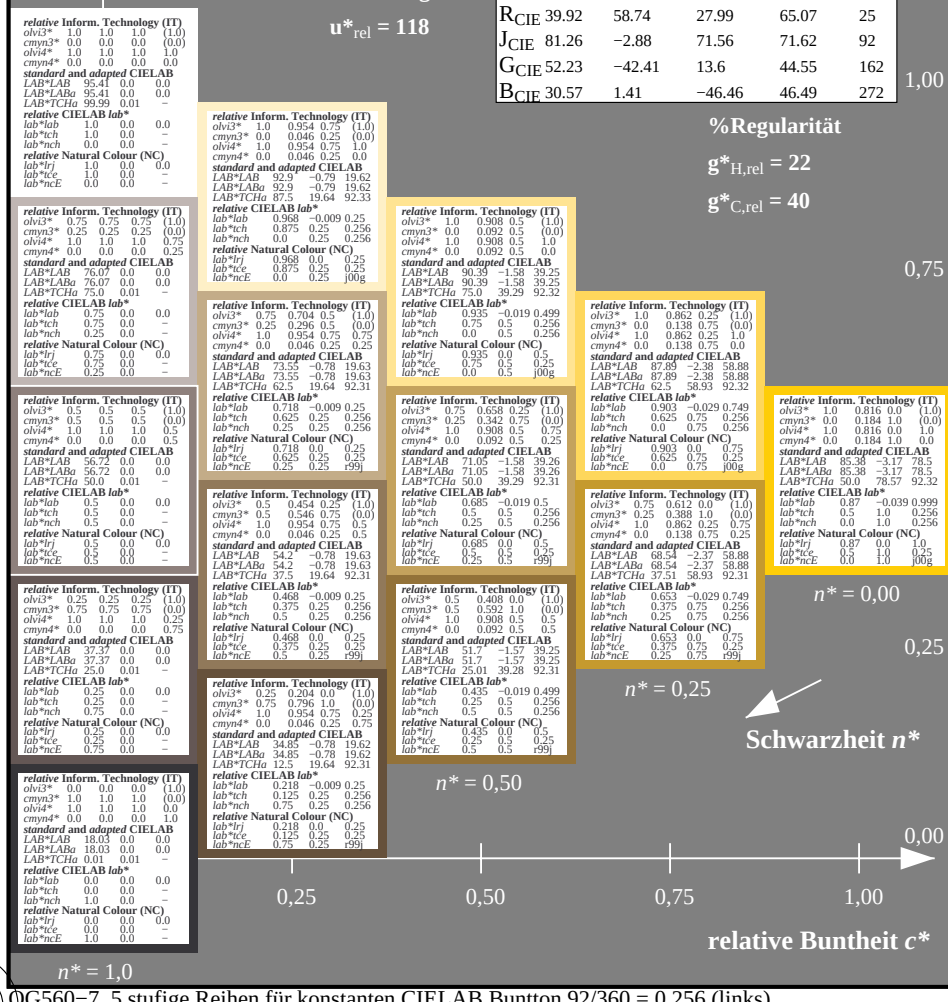

Ausgabe: Farbmetrisches Offset-Reflektiv-System ORS18

für Buntton $h^* = lab^*h = 92/360 = 0.255$
lab^*tch und lab^*nch

D65: Buntton J
LCH*Ma: 86 88 92
olv*Ma: 1.0 0.9 0.0

Dreiecks-Helligkeit t^*

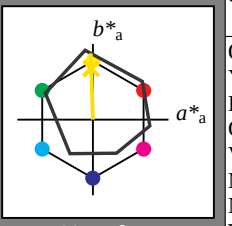

%Umfang
u^*_{rel} = 93

ORS18; adaptierte CIELAB-Daten

	$L^*=L^*_a$	a^*_a	b^*_a	$C^*_{ab,a}$	$h^*_{ab,a}$
O_{Ma}	47.94	65.39	50.52	82.63	38
Y_{Ma}	90.37	−10.26	91.75	92.32	96
L_{Ma}	50.9	−62.83	34.96	71.91	151
C_{Ma}	58.62	−30.34	−45.01	54.3	236
V_{Ma}	25.72	31.1	−44.4	54.22	305
M_{Ma}	48.13	75.28	−8.36	75.74	354
N_{Ma}	18.01	0.0	0.0	0.0	0
W_{Ma}	95.41	0.0	0.0	0.0	0
R_{CIE}	39.92	58.66	26.98	64.57	25
J_{CIE}	81.26	−2.16	67.76	67.79	92
G_{CIE}	52.23	−42.25	11.76	43.87	164
B_{CIE}	30.57	1.15	−46.84	46.86	271

%Regularität
$g^*_{H,rel}$ = 57
$g^*_{C,rel}$ = 59

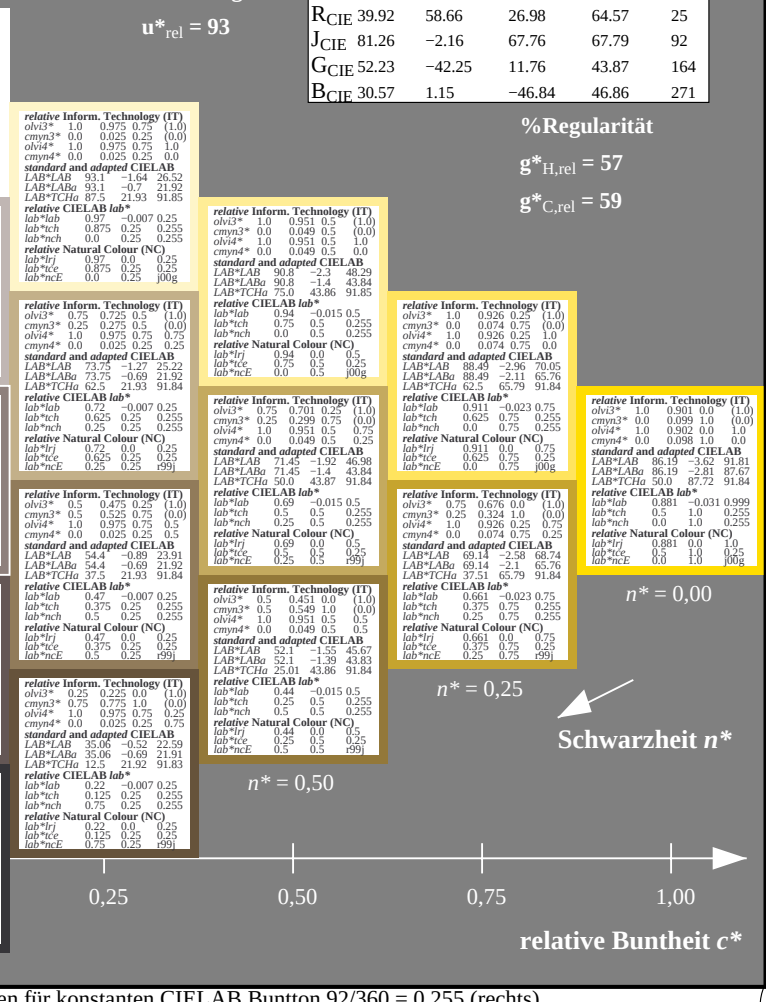

OG560−7, 5 stufige Reihen für konstanten CIELAB Buntton 92/360 = 0.256 (links)
5 stufige Reihen für konstanten CIELAB Buntton 92/360 = 0.255 (rechts)

Siehe ähnliche Dateien: http://www.ps.bam.de/OG56/
Technische Information: http://www.ps.bam.de Version 2.1, io=0,0?

Eingabe: Farbmetrisches Fernseh-Licht-System TLS18

für Buntton *h = lab*h = 162/360 = 0.451**
lab*tch* und *lab*nch

D65: Buntton G
LCH*Ma: 86 60 162
olv*Ma: 0.0 1.0 0.64

Dreiecks-Helligkeit *t**

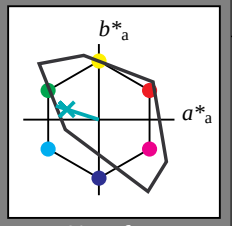

%Umfang

u*rel = 118

TLS18; adaptierte CIELAB-Daten

	L*=L*a	a*a	b*a	C*ab,a	h*ab,a
O_{Ma}	52.76	71.63	49.88	87.29	35
Y_{Ma}	92.74	−20.02	84.97	87.3	103
L_{Ma}	84.0	−78.98	73.94	108.2	137
C_{Ma}	87.14	−44.41	−13.11	46.32	196
V_{Ma}	35.47	64.92	−95.06	115.12	304
M_{Ma}	59.01	89.33	−55.67	105.26	328
N_{Ma}	18.01	0.0	0.0	0.0	0
W_{Ma}	95.41	0.0	0.0	0.0	0
R_{CIE}	39.92	58.74	27.99	65.07	25
J_{CIE}	81.26	−2.88	71.56	71.62	92
G_{CIE}	52.23	−42.41	13.6	44.55	162
B_{CIE}	30.57	1.41	−46.46	46.49	272

%Regularität

g*H,rel = 22

g*C,rel = 40

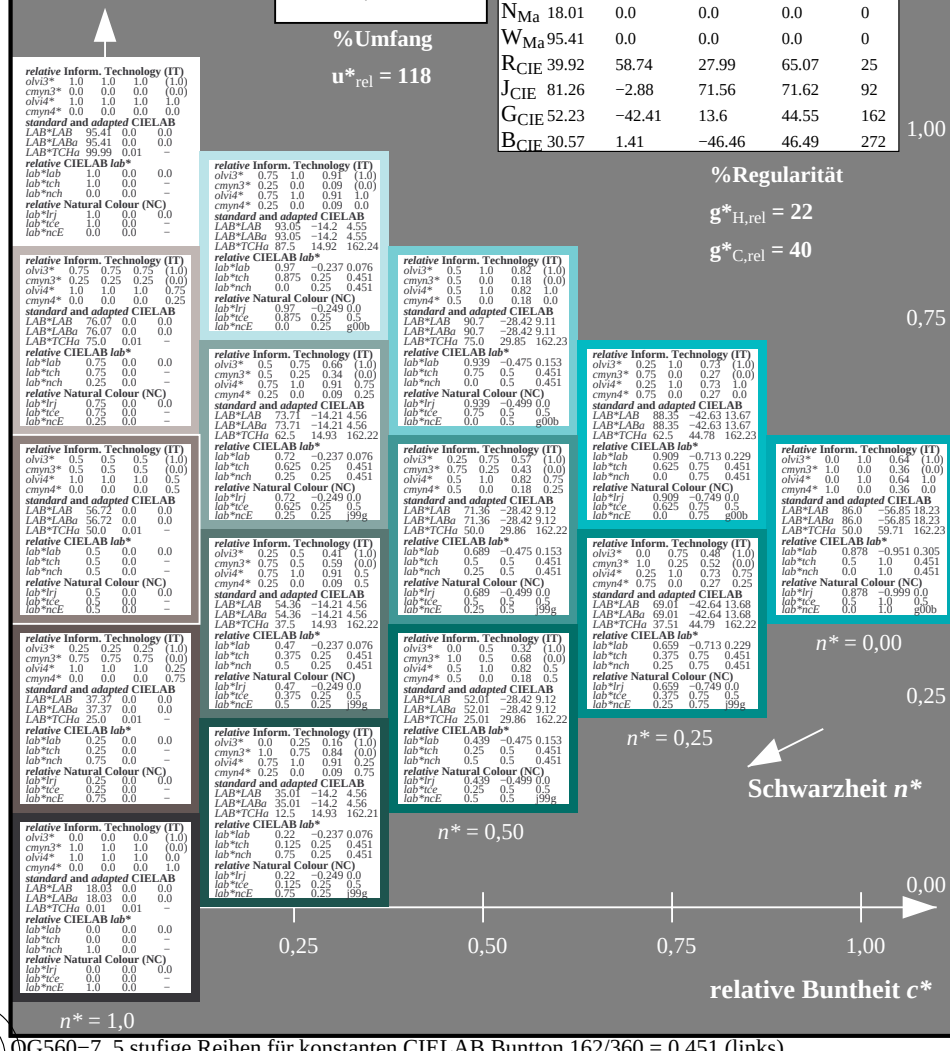

OG560−7, 5 stufige Reihen für konstanten CIELAB Buntton 162/360 = 0.451 (links)

Ausgabe: Farbmetrisches Offset-Reflektiv-System ORS18

für Buntton *h = lab*h = 164/360 = 0.457**
lab*tch* und *lab*nch

D65: Buntton G
LCH*Ma: 53 57 164
olv*Ma: 0.0 1.0 0.25

Dreiecks-Helligkeit *t**

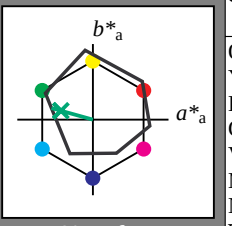

%Umfang

u*rel = 93

ORS18; adaptierte CIELAB-Daten

	L*=L*a	a*a	b*a	C*ab,a	h*ab,a
O_{Ma}	47.94	65.39	50.52	82.63	38
Y_{Ma}	90.37	−10.26	91.75	92.32	96
L_{Ma}	50.9	−62.83	34.96	71.91	151
C_{Ma}	58.62	−30.34	−45.01	54.3	236
V_{Ma}	25.72	31.1	−44.4	54.22	305
M_{Ma}	48.13	75.28	−8.36	75.74	354
N_{Ma}	18.01	0.0	0.0	0.0	0
W_{Ma}	95.41	0.0	0.0	0.0	0
R_{CIE}	39.92	58.66	26.98	64.57	25
J_{CIE}	81.26	−2.16	67.76	67.79	92
G_{CIE}	52.23	−42.25	11.76	43.87	164
B_{CIE}	30.57	1.15	−46.84	46.86	271

%Regularität

g*H,rel = 57

g*C,rel = 59

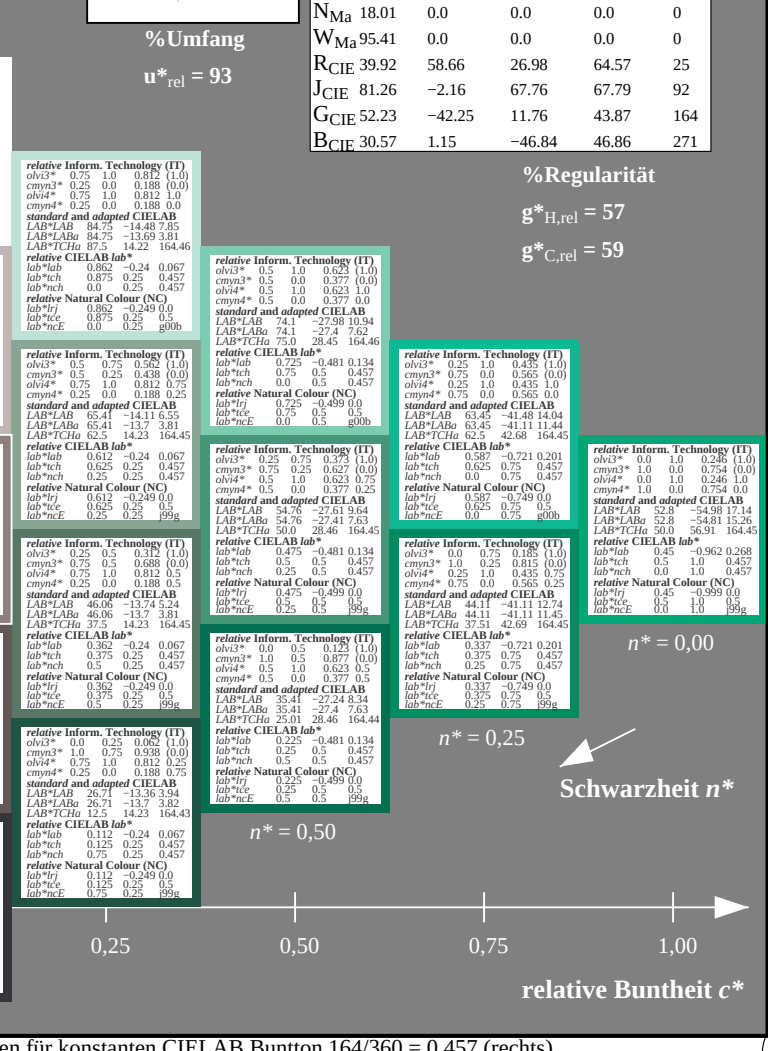

5 stufige Reihen für konstanten CIELAB Buntton 164/360 = 0.457 (rechts)

Siehe ähnliche Dateien: http://www.ps.bam.de/OG56/
Technische Information: http://www.ps.bam.de Version 2.1, io=0,0?

BAM-Registrierung: 20060101-OG56/10S/S56G09SP.PS/.PDF BAM-Material: Code=rha4ta
Anwendung für Beurteilung und Messung von Drucker– oder Monitorsystemen
/OG56/ Form: 10/10Serie: 1/1, Seite: 10 Sattelpunkt: 10

Eingabe: Farbmetrisches Fernseh-Licht-System TLS18

für Buntton *h = lab*h = 272/360 = 0.755***
lab*tch* und *lab*nch

D65: Buntton B
LCH*Ma: 65 48 272
olv*Ma: 0.0 0.58 1.0

Dreiecks-Helligkeit *t**

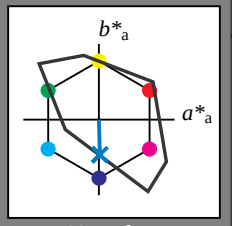

%Umfang
u*rel = 118

TLS18; adaptierte CIELAB-Daten

	L*=L*a	a*a	b*a	C*ab,a	h*ab,a
O_{Ma}	52.76	71.63	49.88	87.29	35
Y_{Ma}	92.74	−20.02	84.97	87.3	103
L_{Ma}	84.0	−78.98	73.94	108.2	137
C_{Ma}	87.14	−44.41	−13.11	46.32	196
V_{Ma}	35.47	64.92	−95.06	115.12	304
M_{Ma}	59.01	89.33	−55.67	105.26	328
N_{Ma}	18.01	0.0	0.0	0.0	0
W_{Ma}	95.41	0.0	0.0	0.0	0
R_{CIE}	39.92	58.74	27.99	65.07	25
J_{CIE}	81.26	−2.88	71.56	71.62	92
G_{CIE}	52.23	−42.41	13.6	44.55	162
B_{CIE}	30.57	1.41	−46.46	46.49	272

%Regularität
g*H,rel = 22
g*C,rel = 40

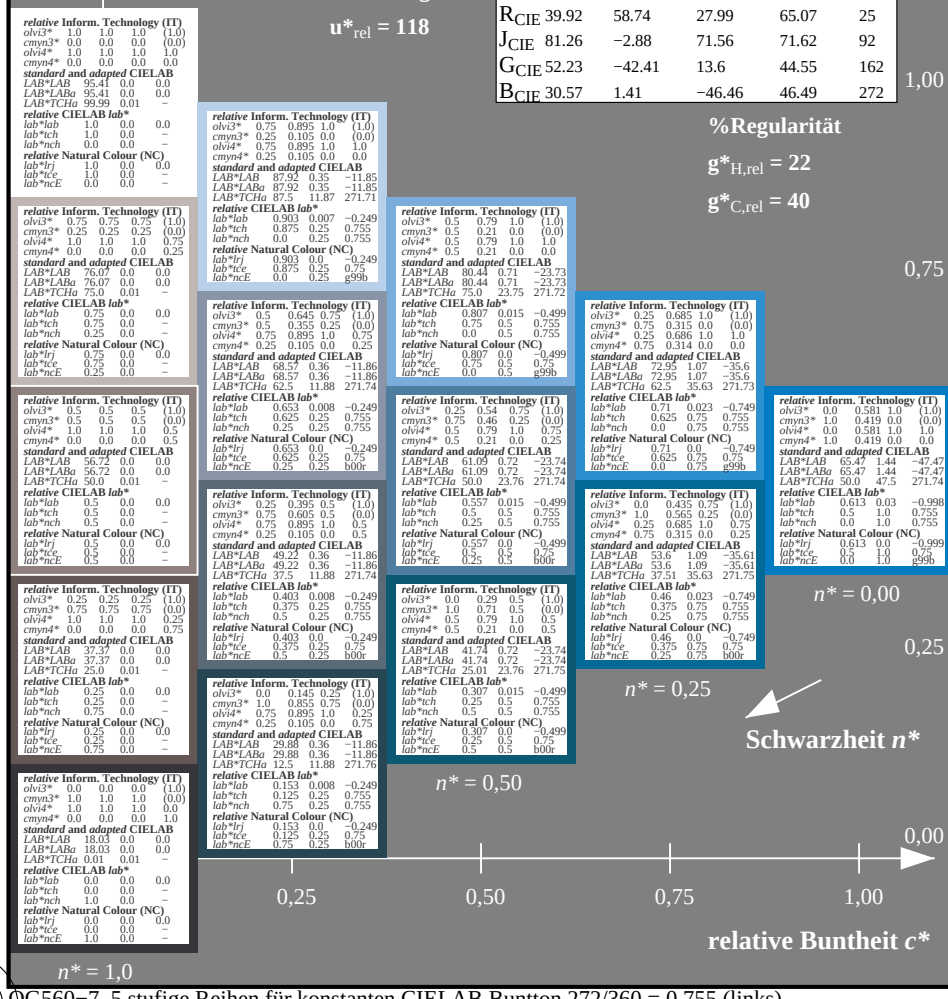

Ausgabe: Farbmetrisches Offset-Reflektiv-System ORS18

für Buntton *h = lab*h = 271/360 = 0.754***
lab*tch* und *lab*nch

D65: Buntton B
LCH*Ma: 42 45 271
olv*Ma: 0.0 0.49 1.0

Dreiecks-Helligkeit *t**

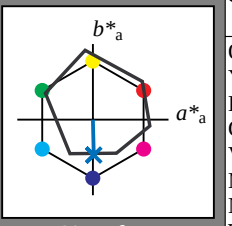

%Umfang
u*rel = 93

ORS18; adaptierte CIELAB-Daten

	L*=L*a	a*a	b*a	C*ab,a	h*ab,a
O_{Ma}	47.94	65.39	50.52	82.63	38
Y_{Ma}	90.37	−10.26	91.75	92.32	96
L_{Ma}	50.9	−62.83	34.96	71.91	151
C_{Ma}	58.62	−30.34	−45.01	54.3	236
V_{Ma}	25.72	31.1	−44.4	54.22	305
M_{Ma}	48.13	75.28	−8.36	75.74	354
N_{Ma}	18.01	0.0	0.0	0.0	0
W_{Ma}	95.41	0.0	0.0	0.0	0
R_{CIE}	39.92	58.66	26.98	64.57	25
J_{CIE}	81.26	−2.16	67.76	67.79	92
G_{CIE}	52.23	−42.25	11.76	43.87	164
B_{CIE}	30.57	1.15	−46.84	46.86	271

%Regularität
g*H,rel = 57
g*C,rel = 59

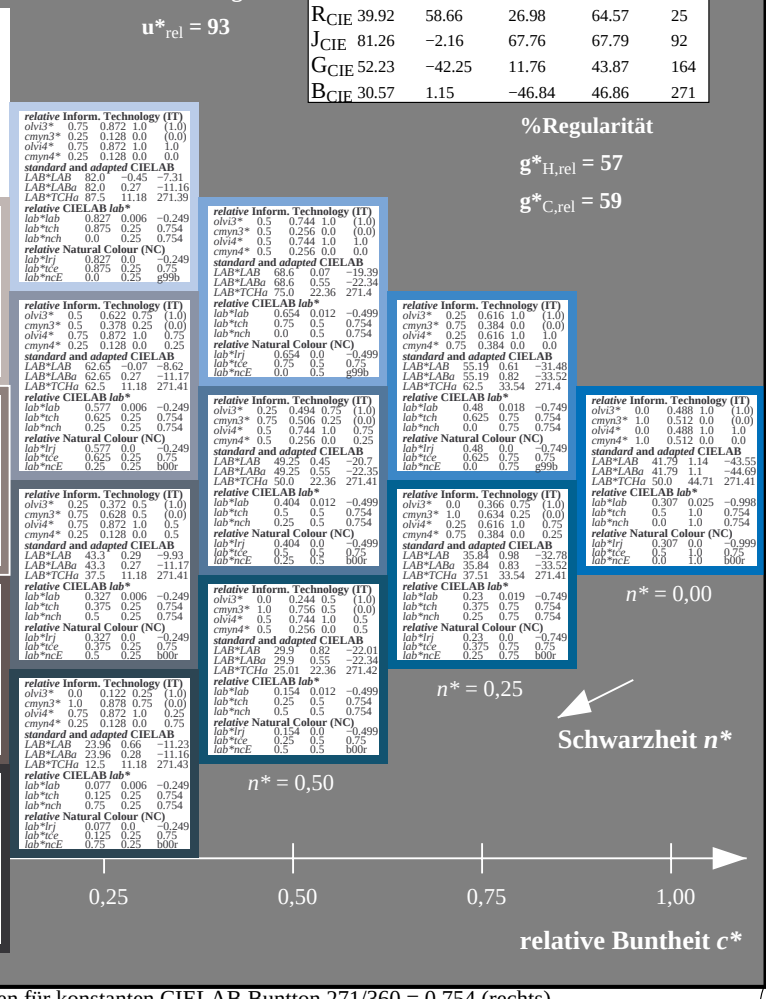

OG560−7, 5 stufige Reihen für konstanten CIELAB Buntton 272/360 = 0.755 (links)

5 stufige Reihen für konstanten CIELAB Buntton 271/360 = 0.754 (rechts)

BAM-Prüfvorlage OG56; Farbmetrik-Systeme ORS18 & ORS18
D65: 2 Koordinatendaten von 5stufigen Farbreihen für 10 Bunttöne

input: *cmy0* setcmykcolor*
output: *Startup (S) data dependend*