Eingabe: Farbmetrisches Fernseh-Licht-System TLS70

für Buntton $h^* = lab^*h = 22/360 = 0.061$
*lab*tch* und *lab*nch*

D65: Buntton O
LCH*Ma: 76 28 22
olv*Ma: 1.0 0.0 0.0

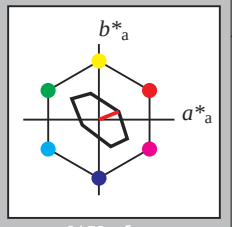

Dreiecks-Helligkeit t^*

%Umfang
$u^*_{rel} = 16$

TLS70; adaptierte CIELAB-Daten

	$L^*=L^*_a$	a^*_a	b^*_a	$C^*_{ab,a}$	$h^*_{ab,a}$
O_{Ma}	76.43	26.27	10.57	28.32	22
Y_{Ma}	93.93	−10.76	34.63	36.27	107
L_{Ma}	89.32	−35.8	27.64	45.24	142
C_{Ma}	90.93	−21.95	−7.07	23.07	198
V_{Ma}	72.1	15.76	−35.63	38.97	294
M_{Ma}	78.5	37.52	−25.23	45.22	326
N_{Ma}	69.7	0.0	0.0	0.0	0
W_{Ma}	95.41	0.0	0.0	0.0	0
R_{CIE}	39.92	58.74	27.99	65.07	25
J_{CIE}	81.26	−2.88	71.56	71.62	92
G_{CIE}	52.23	−42.41	13.6	44.55	162
B_{CIE}	30.57	1.41	−46.46	46.49	272

%Regularität
$g^*_{H,rel} = 34$
$g^*_{C,rel} = 51$

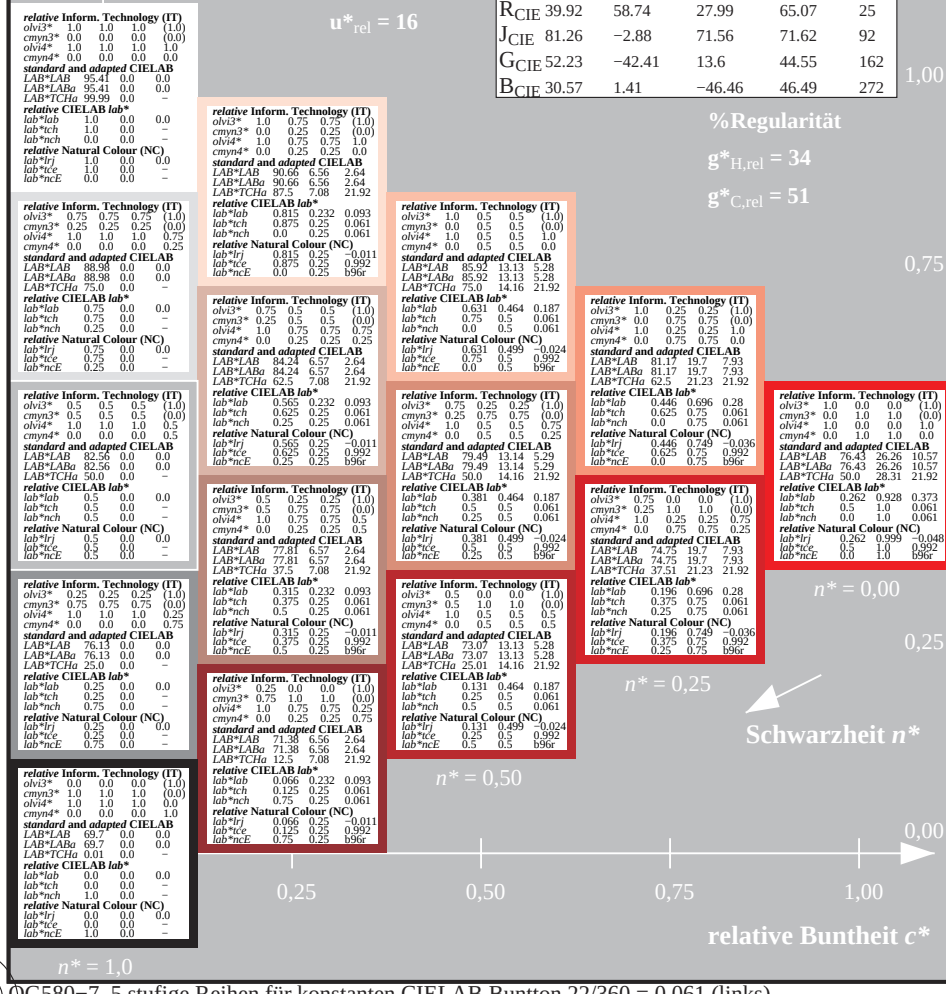

OG580−7, 5 stufige Reihen für konstanten CIELAB Buntton 22/360 = 0.061 (links)

Ausgabe: Farbmetrisches Fernseh-Licht-System TLS00

für Buntton $h^* = lab^*h = 40/360 = 0.111$
*lab*tch* und *lab*nch*

D65: Buntton O
LCH*Ma: 51 100 40
olv*Ma: 1.0 0.0 0.0

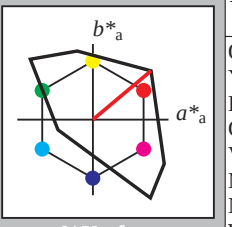

Dreiecks-Helligkeit t^*

%Umfang
$u^*_{rel} = 158$

TLS00; adaptierte CIELAB-Daten

	$L^*=L^*_a$	a^*_a	b^*_a	$C^*_{ab,a}$	$h^*_{ab,a}$
O_{Ma}	50.5	76.92	64.55	100.42	40
Y_{Ma}	92.66	−20.69	90.75	93.08	103
L_{Ma}	83.63	−82.75	79.9	115.04	136
C_{Ma}	86.88	−46.16	−13.55	48.12	196
V_{Ma}	30.39	76.06	−103.59	128.52	306
M_{Ma}	57.3	94.35	−58.41	110.97	328
N_{Ma}	0.01	0.0	0.0	0.0	0
W_{Ma}	95.41	0.0	0.0	0.0	0
R_{CIE}	39.92	58.74	27.99	65.07	25
J_{CIE}	81.26	−2.88	71.56	71.62	92
G_{CIE}	52.23	−42.41	13.6	44.55	162
B_{CIE}	30.57	1.41	−46.46	46.49	272

%Regularität
$g^*_{H,rel} = 20$
$g^*_{C,rel} = 37$

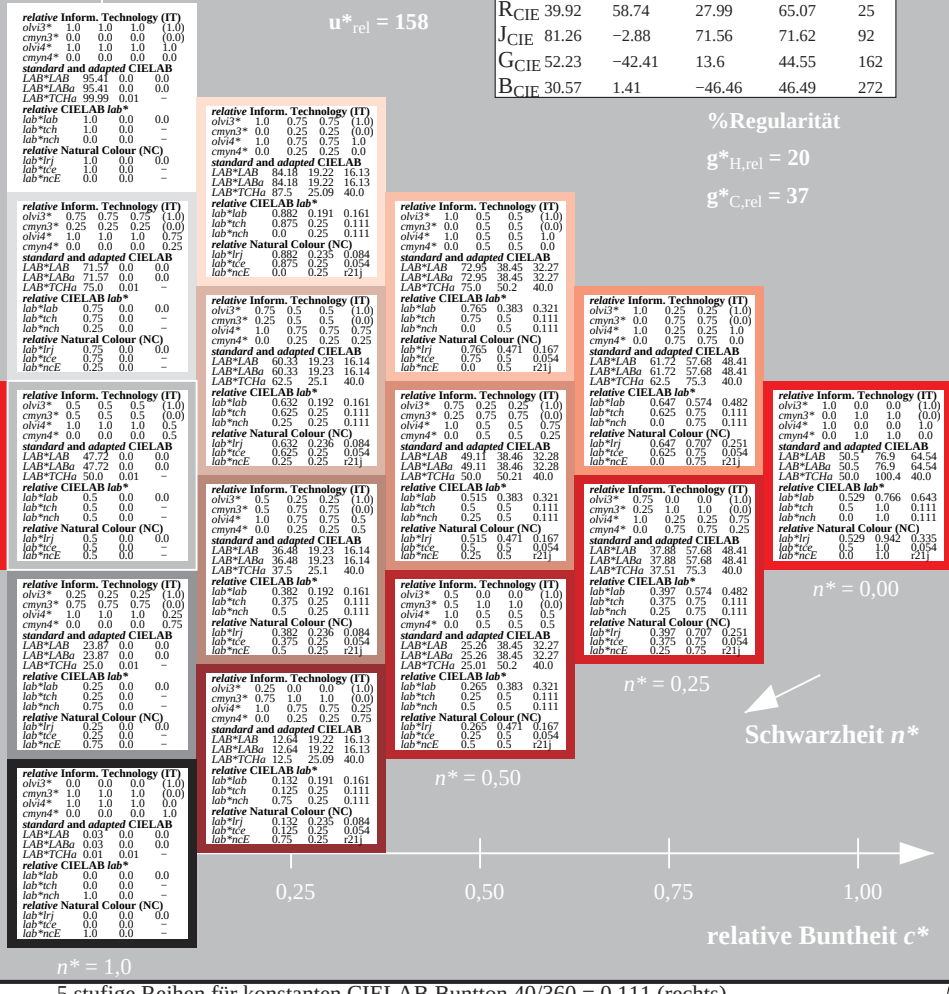

5 stufige Reihen für konstanten CIELAB Buntton 40/360 = 0.111 (rechts)

Siehe ähnliche Dateien: http://www.ps.bam.de/OG58/
Technische Information: http://www.ps.bam.de Version 2.1, io=0,0, CIELAB

BAM-Registrierung: 20060101-OG58/10Q/Q58G00FP.PS/.PDF BAM-Material: Code=rha4ta
Anwendung für Beurteilung und Messung von Drucker– oder Monitorsystemen
/OG58/ Form: 1/10, Serie: 1/1, Seite: 1 Sattenz hlung 1

Eingabe: Farbmetrisches Fernseh-Licht-System TLS70

für Buntton $h^* = lab^*h = 107/360 = 0.298$
*lab*tch* und *lab*nch*

D65: Buntton Y
LCH*Ma: 94 36 107
olv*Ma: 1.0 1.0 0.0

Dreiecks-Helligkeit t^*

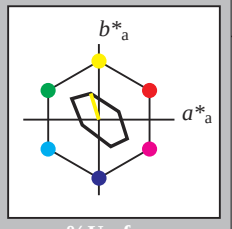

%Umfang
$u^*_{rel} = 16$

TLS70; adaptierte CIELAB-Daten

	$L^*=L^*_a$	a^*_a	b^*_a	$C^*_{ab,a}$	$h^*_{ab,a}$
O_{Ma}	76.43	26.27	10.57	28.32	22
Y_{Ma}	93.93	−10.76	34.63	36.27	107
L_{Ma}	89.32	−35.8	27.64	45.24	142
C_{Ma}	90.93	−21.95	−7.07	23.07	198
V_{Ma}	72.1	15.76	−35.63	38.97	294
M_{Ma}	78.5	37.52	−25.23	45.22	326
N_{Ma}	69.7	0.0	0.0	0.0	0
W_{Ma}	95.41	0.0	0.0	0.0	0
R_{CIE}	39.92	58.74	27.99	65.07	25
J_{CIE}	81.26	−2.88	71.56	71.62	92
G_{CIE}	52.23	−42.41	13.6	44.55	162
B_{CIE}	30.57	1.41	−46.46	46.49	272

%Regularität
$g^*_{H,rel} = 34$
$g^*_{C,rel} = 51$

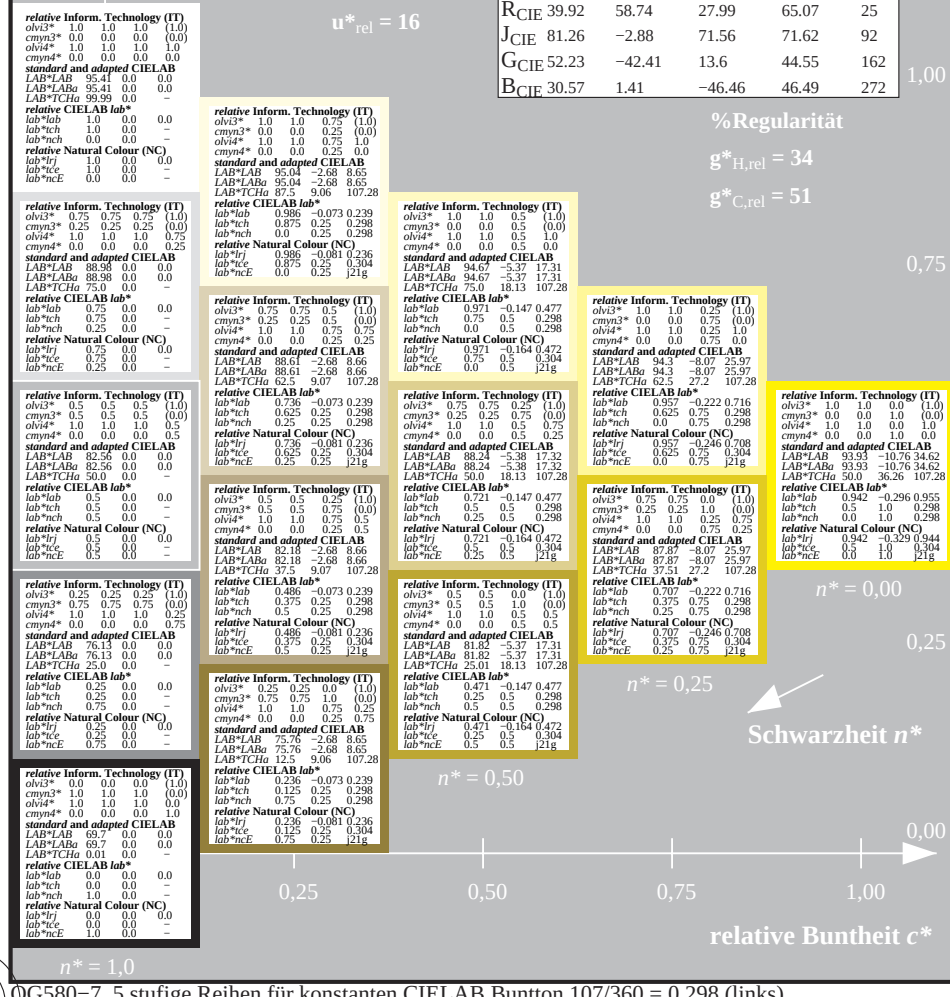

Ausgabe: Farbmetrisches Fernseh-Licht-System TLS00

für Buntton $h^* = lab^*h = 103/360 = 0.286$
*lab*tch* und *lab*nch*

D65: Buntton Y
LCH*Ma: 93 93 103
olv*Ma: 1.0 1.0 0.0

Dreiecks-Helligkeit t^*

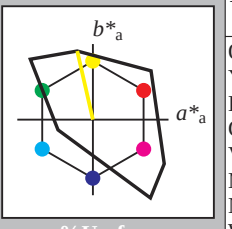

%Umfang
$u^*_{rel} = 158$

TLS00; adaptierte CIELAB-Daten

	$L^*=L^*_a$	a^*_a	b^*_a	$C^*_{ab,a}$	$h^*_{ab,a}$
O_{Ma}	50.5	76.92	64.55	100.42	40
Y_{Ma}	92.66	−20.69	90.75	93.08	103
L_{Ma}	83.63	−82.75	79.9	115.04	136
C_{Ma}	86.88	−46.16	−13.55	48.12	196
V_{Ma}	30.39	76.06	−103.59	128.52	306
M_{Ma}	57.3	94.35	−58.41	110.97	328
N_{Ma}	0.01	0.0	0.0	0.0	0
W_{Ma}	95.41	0.0	0.0	0.0	0
R_{CIE}	39.92	58.74	27.99	65.07	25
J_{CIE}	81.26	−2.88	71.56	71.62	92
G_{CIE}	52.23	−42.41	13.6	44.55	162
B_{CIE}	30.57	1.41	−46.46	46.49	272

%Regularität
$g^*_{H,rel} = 20$
$g^*_{C,rel} = 37$

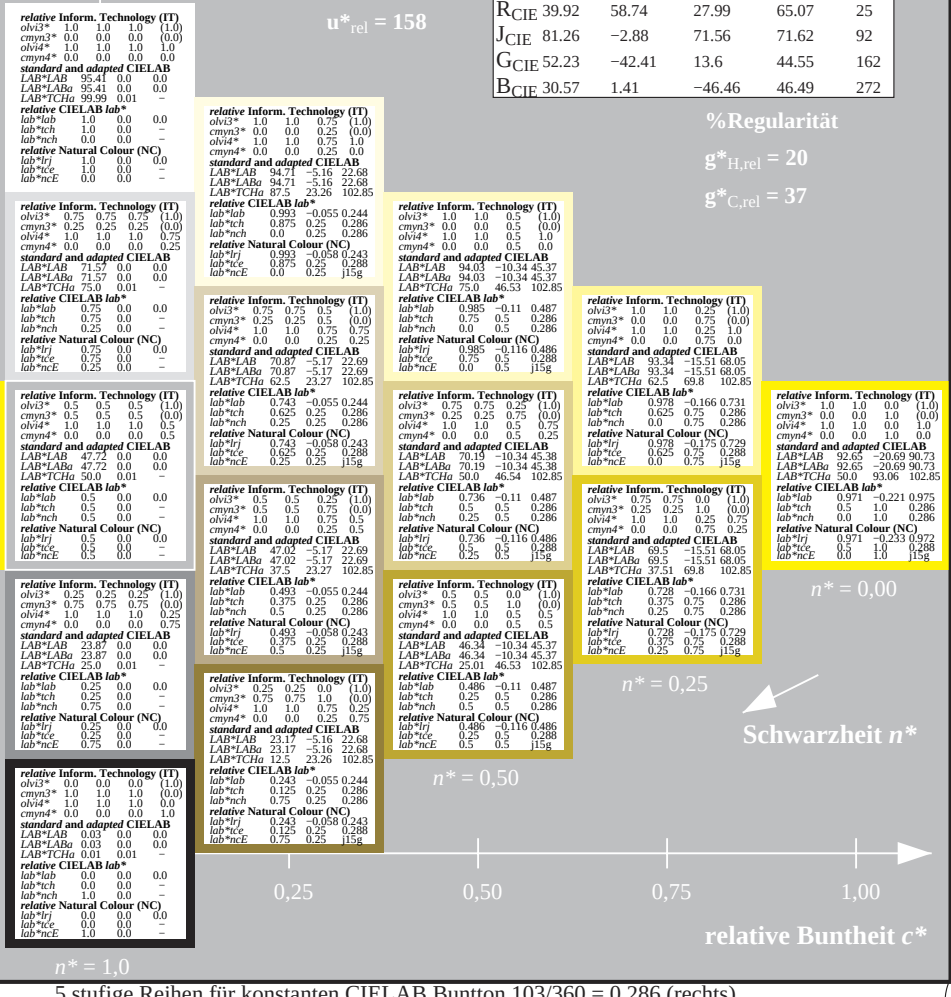

OG580−7, 5 stufige Reihen für konstanten CIELAB Buntton 107/360 = 0.298 (links)

5 stufige Reihen für konstanten CIELAB Buntton 103/360 = 0.286 (rechts)

BAM-Prüfvorlage OG58; Farbmetrik-Systeme TLS70 & TLS00 input: *cmy0* setcmykcolor*
D65: 2 Koordinatendaten von 5stufigen Farbreihen für 10 Bunttöne output: *cmy0* / 000n* setcmykcolor*

Siehe ähnliche Dateien: http://www.ps.bam.de/OG58/
Technische Information: http://www.ps.bam.de Version 2.1, io=0,0, CIELAB

BAM-Registrierung: 20060101-OG58/10Q/Q58G01FP.PS/.PDF BAM-Material: Code=rha4ta
Anwendung für Beurteilung und Messung von Drucker– oder Monitorsystemen
/OG58/ Form: 2/10, Serie: 1/1, Seite: 2 Sattelnz hlung 2

www.ps.bam.de/OG58/10Q/Q58G02FP.PS/.PDF; Linearisierte-Ausgabe
F: Ausgabe-Linearisierung (OL-Daten) OG58/10Q/Q58G02FP.DAT in der Datei (F)

BAM-Registrierung: 20060101-OG58/10Q/Q58G02FP.PS/.PDF BAM-Material: Code=rha4ta
Anwendung für Beurteilung und Messung von Drucker– oder Monitorsystemen
/OG58/ Form: 3/10, Serie: 1/1, Seite: 3 Sattelnz hlung 3

Siehe ähnliche Dateien: http://www.ps.bam.de/OG58/
Technische Information: http://www.ps.bam.de Version 2.1, io=0,0, CIELAB

Eingabe: Farbmetrisches Fernseh-Licht-System TLS70

für Buntton $h^* = lab^*h = 142/360 = 0.395$
*lab*tch* und *lab*nch*

D65: Buntton L
LCH*Ma: 89 45 142
olv*Ma: 0.0 1.0 0.0

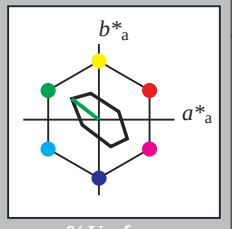

Dreiecks-Helligkeit t^*

%Umfang
u^*_{rel} = 16

TLS70; adaptierte CIELAB-Daten

	$L^*=L^*_a$	a^*_a	b^*_a	$C^*_{ab,a}$	$h^*_{ab,a}$
O_{Ma}	76.43	26.27	10.57	28.32	22
Y_{Ma}	93.93	−10.76	34.63	36.27	107
L_{Ma}	89.32	−35.8	27.64	45.24	142
C_{Ma}	90.93	−21.95	−7.07	23.07	198
V_{Ma}	72.1	15.76	−35.63	38.97	294
M_{Ma}	78.5	37.52	−25.23	45.22	326
N_{Ma}	69.7	0.0	0.0	0.0	0
W_{Ma}	95.41	0.0	0.0	0.0	0
R_{CIE}	39.92	58.74	27.99	65.07	25
J_{CIE}	81.26	−2.88	71.56	71.62	92
G_{CIE}	52.23	−42.41	13.6	44.55	162
B_{CIE}	30.57	1.41	−46.46	46.49	272

%Regularität
$g^*_{H,rel}$ = 34
$g^*_{C,rel}$ = 51

Ausgabe: Farbmetrisches Fernseh-Licht-System TLS00

für Buntton $h^* = lab^*h = 136/360 = 0.378$
*lab*tch* und *lab*nch*

D65: Buntton L
LCH*Ma: 84 115 136
olv*Ma: 0.0 1.0 0.0

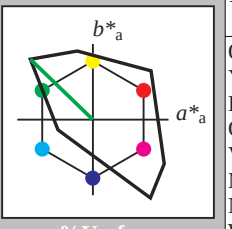

Dreiecks-Helligkeit t^*

%Umfang
u^*_{rel} = 158

TLS00; adaptierte CIELAB-Daten

	$L^*=L^*_a$	a^*_a	b^*_a	$C^*_{ab,a}$	$h^*_{ab,a}$
O_{Ma}	50.5	76.92	64.55	100.42	40
Y_{Ma}	92.66	−20.69	90.75	93.08	103
L_{Ma}	83.63	−82.75	79.9	115.04	136
C_{Ma}	86.88	−46.16	−13.55	48.12	196
V_{Ma}	30.39	76.06	−103.59	128.52	306
M_{Ma}	57.3	94.35	−58.41	110.97	328
N_{Ma}	0.01	0.0	0.0	0.0	0
W_{Ma}	95.41	0.0	0.0	0.0	0
R_{CIE}	39.92	58.74	27.99	65.07	25
J_{CIE}	81.26	−2.88	71.56	71.62	92
G_{CIE}	52.23	−42.41	13.6	44.55	162
B_{CIE}	30.57	1.41	−46.46	46.49	272

%Regularität
$g^*_{H,rel}$ = 20
$g^*_{C,rel}$ = 37

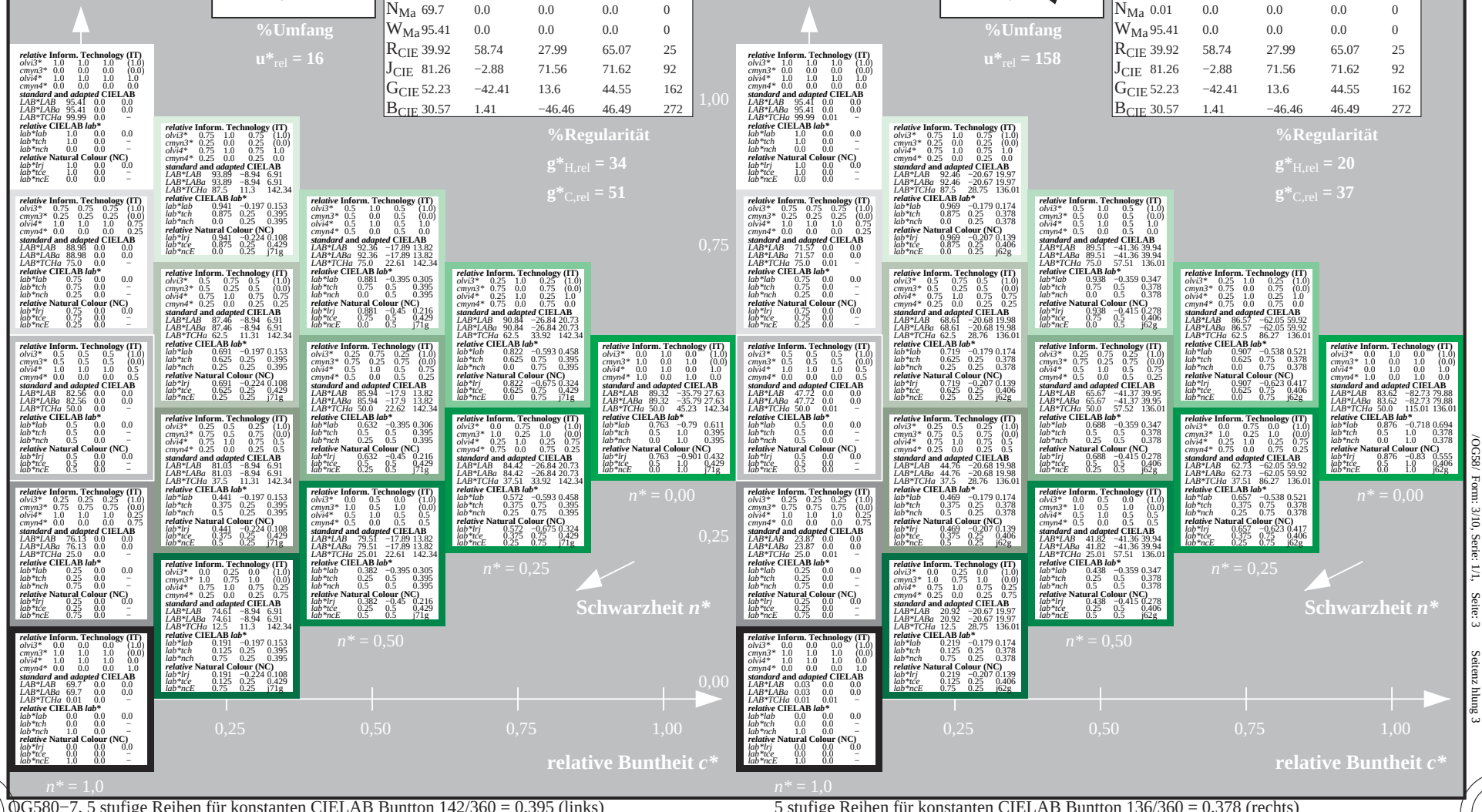

OG580−7, 5 stufige Reihen für konstanten CIELAB Buntton 142/360 = 0.395 (links)
5 stufige Reihen für konstanten CIELAB Buntton 136/360 = 0.378 (rechts)

BAM-Prüfvorlage OG58; Farbmetrik-Systeme TLS70 & TLS00 input: *cmy0* setcmykcolor*
D65: 2 Koordinatendaten von 5stufigen Farbreihen für 10 Bunttöne output: *cmy0* / 000n* setcmykcolor*

BAM-Registrierung: 20060101-OG58/10Q/Q58G03FP.PS/.PDF BAM-Material: Code=rha4ta
Anwendung für Beurteilung und Messung von Drucker– oder Monitorsystemen
/OG58/ Form: 4/10, Serie: 1/1, Seite: 4 Sattenz hlung 4

Siehe ähnliche Dateien: http://www.ps.bam.de/OG58/
Technische Information: http://www.ps.bam.de Version 2.1, io=0,0, CIELAB

Eingabe: Farbmetrisches Fernseh-Licht-System TLS70

für Buntton *h* = lab*h = 198/360 = 0.55*
*lab*tch* und *lab*nch*

D65: Buntton C
LCH*Ma: 91 23 198
olv*Ma: 0.0 1.0 1.0

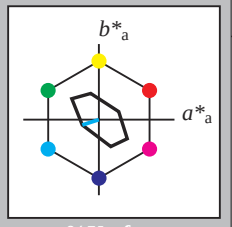

Dreiecks-Helligkeit *t**

%Umfang
u^*_{rel} = 16

TLS70; adaptierte CIELAB-Daten

	$L^*=L^*_a$	a^*_a	b^*_a	$C^*_{ab,a}$	$h^*_{ab,a}$
O_{Ma}	76.43	26.27	10.57	28.32	22
Y_{Ma}	93.93	−10.76	34.63	36.27	107
L_{Ma}	89.32	−35.8	27.64	45.24	142
C_{Ma}	90.93	−21.95	−7.07	23.07	198
V_{Ma}	72.1	15.76	−35.63	38.97	294
M_{Ma}	78.5	37.52	−25.23	45.22	326
N_{Ma}	69.7	0.0	0.0	0.0	0
W_{Ma}	95.41	0.0	0.0	0.0	0
R_{CIE}	39.92	58.74	27.99	65.07	25
J_{CIE}	81.26	−2.88	71.56	71.62	92
G_{CIE}	52.23	−42.41	13.6	44.55	162
B_{CIE}	30.57	1.41	−46.46	46.49	272

%Regularität
$g^*_{H,rel}$ = 34
$g^*_{C,rel}$ = 51

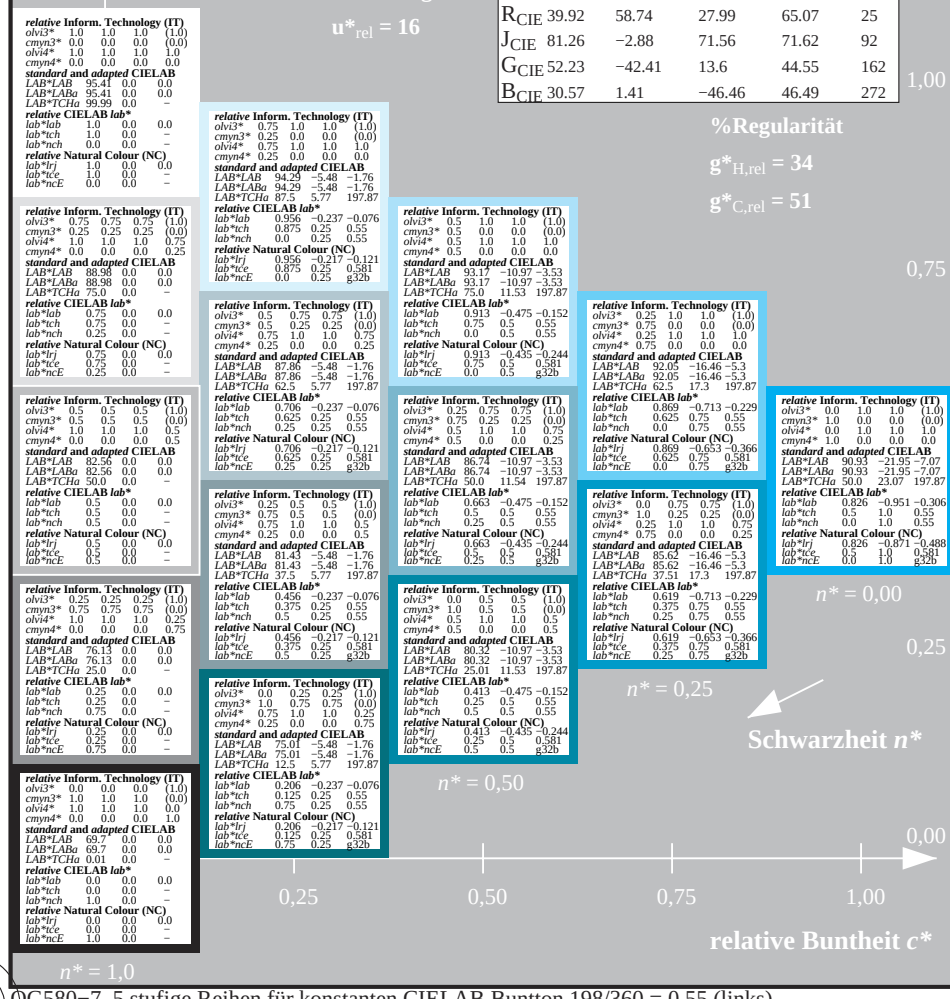

Ausgabe: Farbmetrisches Fernseh-Licht-System TLS00

für Buntton *h* = lab*h = 196/360 = 0.545*
*lab*tch* und *lab*nch*

D65: Buntton C
LCH*Ma: 87 48 196
olv*Ma: 0.0 1.0 1.0

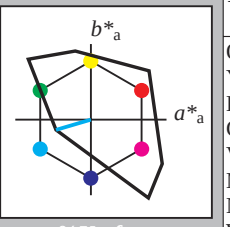

Dreiecks-Helligkeit *t**

%Umfang
u^*_{rel} = 158

TLS00; adaptierte CIELAB-Daten

	$L^*=L^*_a$	a^*_a	b^*_a	$C^*_{ab,a}$	$h^*_{ab,a}$
O_{Ma}	50.5	76.92	64.55	100.42	40
Y_{Ma}	92.66	−20.69	90.75	93.08	103
L_{Ma}	83.63	−82.75	79.9	115.04	136
C_{Ma}	86.88	−46.16	−13.55	48.12	196
V_{Ma}	30.39	76.06	−103.59	128.52	306
M_{Ma}	57.3	94.35	−58.41	110.97	328
N_{Ma}	0.01	0.0	0.0	0.0	0
W_{Ma}	95.41	0.0	0.0	0.0	0
R_{CIE}	39.92	58.74	27.99	65.07	25
J_{CIE}	81.26	−2.88	71.56	71.62	92
G_{CIE}	52.23	−42.41	13.6	44.55	162
B_{CIE}	30.57	1.41	−46.46	46.49	272

%Regularität
$g^*_{H,rel}$ = 20
$g^*_{C,rel}$ = 37

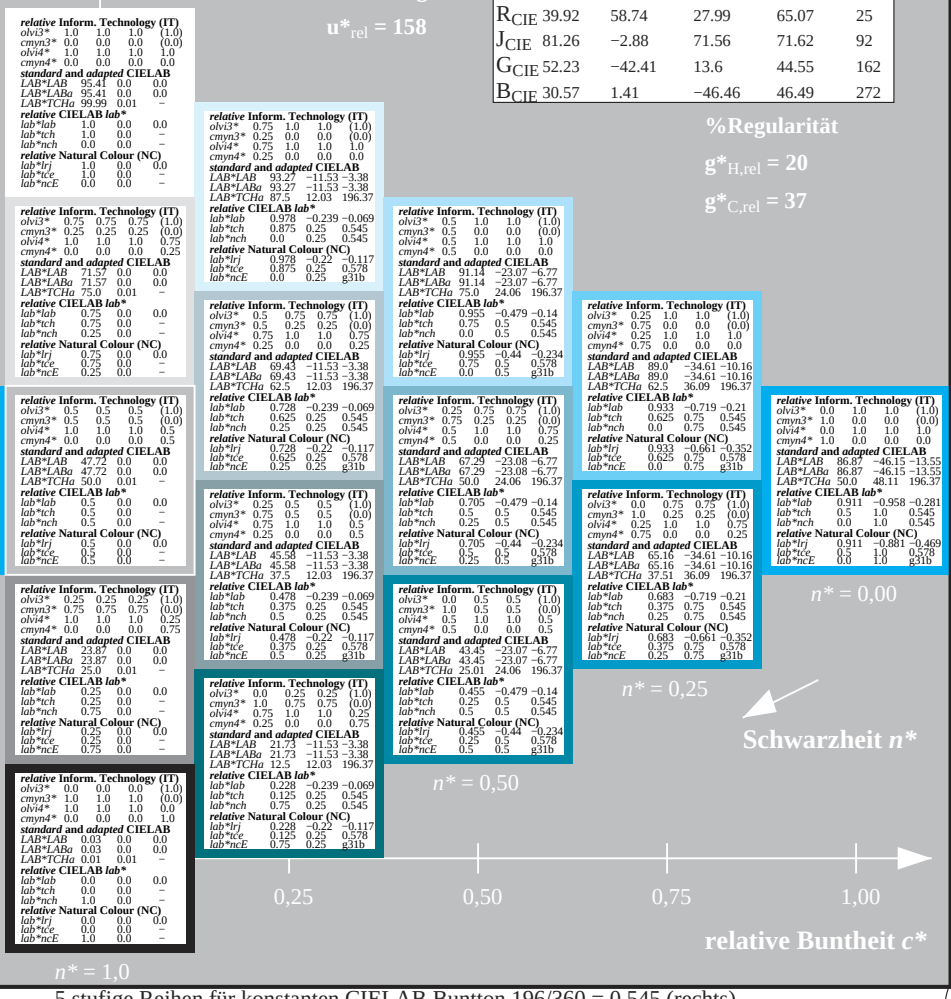

OG580−7, 5 stufige Reihen für konstanten CIELAB Buntton 198/360 = 0.55 (links)
5 stufige Reihen für konstanten CIELAB Buntton 196/360 = 0.545 (rechts)

BAM-Prüfvorlage OG58; Farbmetrik-Systeme TLS70 & TLS00 input: *cmy0* setcmykcolor*
D65: 2 Koordinatendaten von 5stufigen Farbreihen für 10 Bunttöne output: *cmy0* / 000n* setcmykcolor*

www.ps.bam.de/OG58/10Q/Q58G04FP.PS/.PDF; Linearisierte-Ausgabe
F: Ausgabe-Linearisierung (OL-Daten) OG58/10Q/Q58G04FP.DAT in der Datei (F)

Siehe ähnliche Dateien: http://www.ps.bam.de/OG58/
Technische Information: http://www.ps.bam.de Version 2.1, io=0,0, CIELAB

BAM-Registrierung: 20060101-OG58/10Q/Q58G04FP.PS/.PDF BAM-Material: Code=rha4ta
Anwendung für Beurteilung und Messung von Drucker– oder Monitorsystemen
/OG58/ Form: 5/10, Serie: 1/1, Seite: 5 Sattelnz hlung 5

Eingabe: Farbmetrisches Fernseh-Licht-System TLS70

für Buntton $h^* = lab^*h = 294/360 = 0.816$
*lab*tch* und *lab*nch*

D65: Buntton V
LCH*Ma: 72 39 294
olv*Ma: 0.0 0.0 1.0

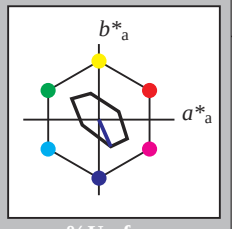

Dreiecks-Helligkeit *t**

%Umfang
$u^*_{rel} = 16$

TLS70; adaptierte CIELAB-Daten

	$L^*=L^*_a$	a^*_a	b^*_a	$C^*_{ab,a}$	$h^*_{ab,a}$
O_{Ma}	76.43	26.27	10.57	28.32	22
Y_{Ma}	93.93	−10.76	34.63	36.27	107
L_{Ma}	89.32	−35.8	27.64	45.24	142
C_{Ma}	90.93	−21.95	−7.07	23.07	198
V_{Ma}	72.1	15.76	−35.63	38.97	294
M_{Ma}	78.5	37.52	−25.23	45.22	326
N_{Ma}	69.7	0.0	0.0	0.0	0
W_{Ma}	95.41	0.0	0.0	0.0	0
R_{CIE}	39.92	58.74	27.99	65.07	25
J_{CIE}	81.26	−2.88	71.56	71.62	92
G_{CIE}	52.23	−42.41	13.6	44.55	162
B_{CIE}	30.57	1.41	−46.46	46.49	272

%Regularität
$g^*_{H,rel} = 34$
$g^*_{C,rel} = 51$

Ausgabe: Farbmetrisches Fernseh-Licht-System TLS00

für Buntton $h^* = lab^*h = 306/360 = 0.851$
*lab*tch* und *lab*nch*

D65: Buntton V
LCH*Ma: 30 129 306
olv*Ma: 0.0 0.0 1.0

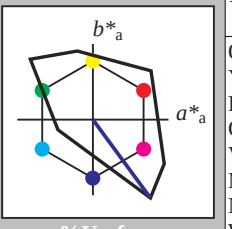

Dreiecks-Helligkeit *t**

%Umfang
$u^*_{rel} = 158$

TLS00; adaptierte CIELAB-Daten

	$L^*=L^*_a$	a^*_a	b^*_a	$C^*_{ab,a}$	$h^*_{ab,a}$
O_{Ma}	50.5	76.92	64.55	100.42	40
Y_{Ma}	92.66	−20.69	90.75	93.08	103
L_{Ma}	83.63	−82.75	79.9	115.04	136
C_{Ma}	86.88	−46.16	−13.55	48.12	196
V_{Ma}	30.39	76.06	−103.59	128.52	306
M_{Ma}	57.3	94.35	−58.41	110.97	328
N_{Ma}	0.01	0.0	0.0	0.0	0
W_{Ma}	95.41	0.0	0.0	0.0	0
R_{CIE}	39.92	58.74	27.99	65.07	25
J_{CIE}	81.26	−2.88	71.56	71.62	92
G_{CIE}	52.23	−42.41	13.6	44.55	162
B_{CIE}	30.57	1.41	−46.46	46.49	272

%Regularität
$g^*_{H,rel} = 20$
$g^*_{C,rel} = 37$

OG580−7, 5 stufige Reihen für konstanten CIELAB Buntton 294/360 = 0.816 (links)
5 stufige Reihen für konstanten CIELAB Buntton 306/360 = 0.851 (rechts)

BAM-Prüfvorlage OG58; Farbmetrik-Systeme TLS70 & TLS00 input: *cmy0* setcmykcolor*
D65: 2 Koordinatendaten von 5stufigen Farbreihen für 10 Bunttöne output: *cmy0* / 000n* setcmykcolor*

Siehe ähnliche Dateien: http://www.ps.bam.de/OG58/
Technische Information: http://www.ps.bam.de Version 2.1, io=0,0, CIELAB

BAM-Registrierung: 20060101-OG58/10Q/Q58G05FP.PS/.PDF BAM-Material: Code=rha4ta
Anwendung für Beurteilung und Messung von Drucker– oder Monitorsystemen
/OG58/ Form: 6/10, Serie: 1/1, Seite: 6 Sattenz hlung 6

Eingabe: Farbmetrisches Fernseh-Licht-System TLS70

für Buntton $h^* = lab^*h = 326/360 = 0.906$
*lab*tch* und *lab*nch*

D65: Buntton M
LCH*Ma: 79 45 326
olv*Ma: 1.0 0.0 1.0

Dreiecks-Helligkeit t^*

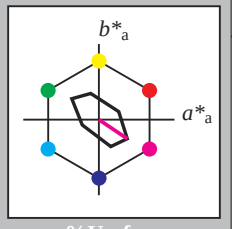

%Umfang
$u^*_{rel} = 16$

TLS70; adaptierte CIELAB-Daten

	$L^*=L^*_a$	a^*_a	b^*_a	$C^*_{ab,a}$	$h^*_{ab,a}$
O_{Ma}	76.43	26.27	10.57	28.32	22
Y_{Ma}	93.93	−10.76	34.63	36.27	107
L_{Ma}	89.32	−35.8	27.64	45.24	142
C_{Ma}	90.93	−21.95	−7.07	23.07	198
V_{Ma}	72.1	15.76	−35.63	38.97	294
M_{Ma}	78.5	37.52	−25.23	45.22	326
N_{Ma}	69.7	0.0	0.0	0.0	0
W_{Ma}	95.41	0.0	0.0	0.0	0
R_{CIE}	39.92	58.74	27.99	65.07	25
J_{CIE}	81.26	−2.88	71.56	71.62	92
G_{CIE}	52.23	−42.41	13.6	44.55	162
B_{CIE}	30.57	1.41	−46.46	46.49	272

%Regularität
$g^*_{H,rel} = 34$
$g^*_{C,rel} = 51$

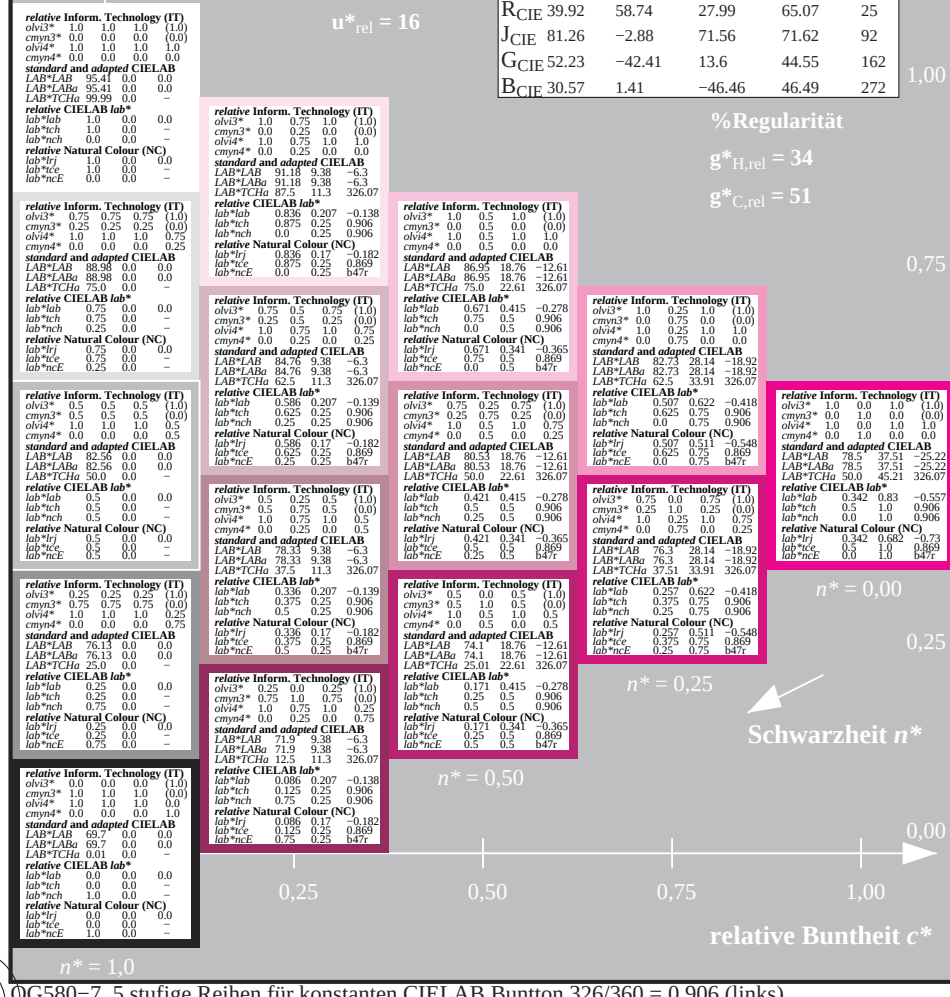

OG580−7, 5 stufige Reihen für konstanten CIELAB Buntton 326/360 = 0.906 (links)

Ausgabe: Farbmetrisches Fernseh-Licht-System TLS00

für Buntton $h^* = lab^*h = 328/360 = 0.912$
*lab*tch* und *lab*nch*

D65: Buntton M
LCH*Ma: 57 111 328
olv*Ma: 1.0 0.0 1.0

Dreiecks-Helligkeit t^*

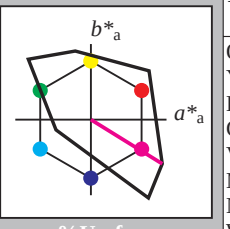

%Umfang
$u^*_{rel} = 158$

TLS00; adaptierte CIELAB-Daten

	$L^*=L^*_a$	a^*_a	b^*_a	$C^*_{ab,a}$	$h^*_{ab,a}$
O_{Ma}	50.5	76.92	64.55	100.42	40
Y_{Ma}	92.66	−20.69	90.75	93.08	103
L_{Ma}	83.63	−82.75	79.9	115.04	136
C_{Ma}	86.88	−46.16	−13.55	48.12	196
V_{Ma}	30.39	76.06	−103.59	128.52	306
M_{Ma}	57.3	94.35	−58.41	110.97	328
N_{Ma}	0.01	0.0	0.0	0.0	0
W_{Ma}	95.41	0.0	0.0	0.0	0
R_{CIE}	39.92	58.74	27.99	65.07	25
J_{CIE}	81.26	−2.88	71.56	71.62	92
G_{CIE}	52.23	−42.41	13.6	44.55	162
B_{CIE}	30.57	1.41	−46.46	46.49	272

%Regularität
$g^*_{H,rel} = 20$
$g^*_{C,rel} = 37$

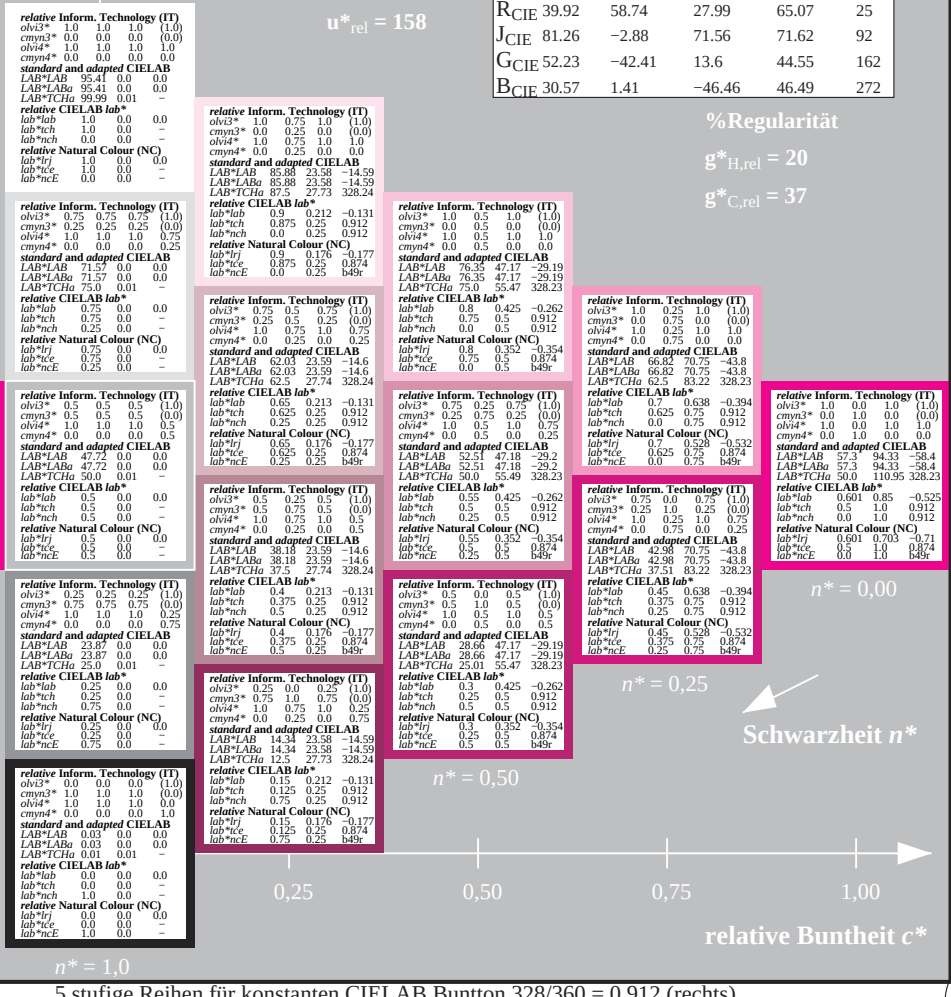

5 stufige Reihen für konstanten CIELAB Buntton 328/360 = 0.912 (rechts)

Eingabe: Farbmetrisches Fernseh-Licht-System TLS70

für Buntton $h^* = lab^*h = 25/360 = 0.071$
*lab*tch* und *lab*nch*

D65: Buntton R
LCH*Ma: 77 27 25
olv*Ma: 1.0 0.05 0.0

Dreiecks-Helligkeit t^*

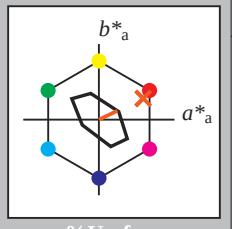

%Umfang
$u^*_{rel} = 16$

TLS70; adaptierte CIELAB-Daten

	$L^*=L^*_a$	a^*_a	b^*_a	$C^*_{ab,a}$	$h^*_{ab,a}$
O_{Ma}	76.43	26.27	10.57	28.32	22
Y_{Ma}	93.93	−10.76	34.63	36.27	107
L_{Ma}	89.32	−35.8	27.64	45.24	142
C_{Ma}	90.93	−21.95	−7.07	23.07	198
V_{Ma}	72.1	15.76	−35.63	38.97	294
M_{Ma}	78.5	37.52	−25.23	45.22	326
N_{Ma}	69.7	0.0	0.0	0.0	0
W_{Ma}	95.41	0.0	0.0	0.0	0
R_{CIE}	39.92	58.74	27.99	65.07	25
J_{CIE}	81.26	−2.88	71.56	71.62	92
G_{CIE}	52.23	−42.41	13.6	44.55	162
B_{CIE}	30.57	1.41	−46.46	46.49	272

%Regularität
$g^*_{H,rel} = 34$
$g^*_{C,rel} = 51$

1,00
0,75
0,25
0,00

$n^* = 0,00$
$n^* = 0,25$
$n^* = 0,50$
$n^* = 1,0$

Schwarzheit n^*

0,25 0,50 0,75 1,00
relative Buntheit c^*

Ausgabe: Farbmetrisches Fernseh-Licht-System TLS00

für Buntton $h^* = lab^*h = 25/360 = 0.071$
*lab*tch* und *lab*nch*

D65: Buntton R
LCH*Ma: 52 89 25
olv*Ma: 1.0 0.0 0.21

Dreiecks-Helligkeit t^*

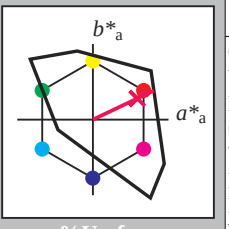

%Umfang
$u^*_{rel} = 158$

TLS00; adaptierte CIELAB-Daten

	$L^*=L^*_a$	a^*_a	b^*_a	$C^*_{ab,a}$	$h^*_{ab,a}$
O_{Ma}	50.5	76.92	64.55	100.42	40
Y_{Ma}	92.66	−20.69	90.75	93.08	103
L_{Ma}	83.63	−82.75	79.9	115.04	136
C_{Ma}	86.88	−46.16	−13.55	48.12	196
V_{Ma}	30.39	76.06	−103.59	128.52	306
M_{Ma}	57.3	94.35	−58.41	110.97	328
N_{Ma}	0.01	0.0	0.0	0.0	0
W_{Ma}	95.41	0.0	0.0	0.0	0
R_{CIE}	39.92	58.74	27.99	65.07	25
J_{CIE}	81.26	−2.88	71.56	71.62	92
G_{CIE}	52.23	−42.41	13.6	44.55	162
B_{CIE}	30.57	1.41	−46.46	46.49	272

%Regularität
$g^*_{H,rel} = 20$
$g^*_{C,rel} = 37$

1,00
0,75
0,25
0,00

$n^* = 0,00$
$n^* = 0,25$
$n^* = 0,50$
$n^* = 1,0$

Schwarzheit n^*

0,25 0,50 0,75 1,00
relative Buntheit c^*

OG580−7, 5 stufige Reihen für konstanten CIELAB Buntton 25/360 = 0.071 (links)
5 stufige Reihen für konstanten CIELAB Buntton 25/360 = 0.071 (rechts)

BAM-Prüfvorlage OG58; Farbmetrik-Systeme TLS70 & TLS00 input: *cmy0* setcmykcolor*
D65: 2 Koordinatendaten von 5stufigen Farbreihen für 10 Buntton output: *cmy0* / 000n* setcmykcolor*

Siehe ähnliche Dateien: http://www.ps.bam.de/OG58/
Technische Information: http://www.ps.bam.de Version 2.1, io=0,0, CIELAB

BAM-Registrierung: 20060101-OG58/10Q/Q58G06FP.PS/.PDF BAM-Material: Code=rha4ta
Anwendung für Beurteilung und Messung von Drucker− oder Monitorsystemen
/OG58/ Form: 7/10, Serie: 1/1, Seite: 7 Sattenz hlung 7

Siehe ähnliche Dateien: http://www.ps.bam.de/OG58/
Technische Information: http://www.ps.bam.de Version 2.1, io=0,0, CIELAB

BAM-Registrierung: 20060101-OG58/10Q/Q58G07FP.PS/.PDF BAM-Material: Code=rha4ta
Anwendung für Beurteilung und Messung von Drucker– oder Monitorsystemen
/OG58/ Form: 8/10, Serie: 1/1, Seite: 8 Sattenz hlung 8

Eingabe: Farbmetrisches Fernseh-Licht-System TLS70

für Buntton $h^* = lab^*h = 92/360 = 0.256$
*lab*tch* und *lab*nch*

D65: Buntton J
LCH*Ma: 89 28 92
olv*Ma: 1.0 0.74 0.0

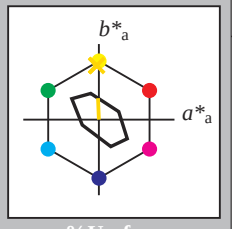

Dreiecks-Helligkeit t^*

%Umfang
u^*_{rel} = 16

TLS70; adaptierte CIELAB-Daten

	$L^*=L^*_a$	a^*_a	b^*_a	$C^*_{ab,a}$	$h^*_{ab,a}$
O_{Ma}	76.43	26.27	10.57	28.32	22
Y_{Ma}	93.93	−10.76	34.63	36.27	107
L_{Ma}	89.32	−35.8	27.64	45.24	142
C_{Ma}	90.93	−21.95	−7.07	23.07	198
V_{Ma}	72.1	15.76	−35.63	38.97	294
M_{Ma}	78.5	37.52	−25.23	45.22	326
N_{Ma}	69.7	0.0	0.0	0.0	0
W_{Ma}	95.41	0.0	0.0	0.0	0
R_{CIE}	39.92	58.74	27.99	65.07	25
J_{CIE}	81.26	−2.88	71.56	71.62	92
G_{CIE}	52.23	−42.41	13.6	44.55	162
B_{CIE}	30.57	1.41	−46.46	46.49	272

%Regularität
$g^*_{H,rel}$ = 34
$g^*_{C,rel}$ = 51

Ausgabe: Farbmetrisches Fernseh-Licht-System TLS00

für Buntton $h^* = lab^*h = 92/360 = 0.256$
*lab*tch* und *lab*nch*

D65: Buntton J
LCH*Ma: 85 86 92
olv*Ma: 1.0 0.82 0.0

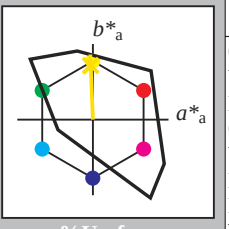

Dreiecks-Helligkeit t^*

%Umfang
u^*_{rel} = 158

TLS00; adaptierte CIELAB-Daten

	$L^*=L^*_a$	a^*_a	b^*_a	$C^*_{ab,a}$	$h^*_{ab,a}$
O_{Ma}	50.5	76.92	64.55	100.42	40
Y_{Ma}	92.66	−20.69	90.75	93.08	103
L_{Ma}	83.63	−82.75	79.9	115.04	136
C_{Ma}	86.88	−46.16	−13.55	48.12	196
V_{Ma}	30.39	76.06	−103.59	128.52	306
M_{Ma}	57.3	94.35	−58.41	110.97	328
N_{Ma}	0.01	0.0	0.0	0.0	0
W_{Ma}	95.41	0.0	0.0	0.0	0
R_{CIE}	39.92	58.74	27.99	65.07	25
J_{CIE}	81.26	−2.88	71.56	71.62	92
G_{CIE}	52.23	−42.41	13.6	44.55	162
B_{CIE}	30.57	1.41	−46.46	46.49	272

%Regularität
$g^*_{H,rel}$ = 20
$g^*_{C,rel}$ = 37

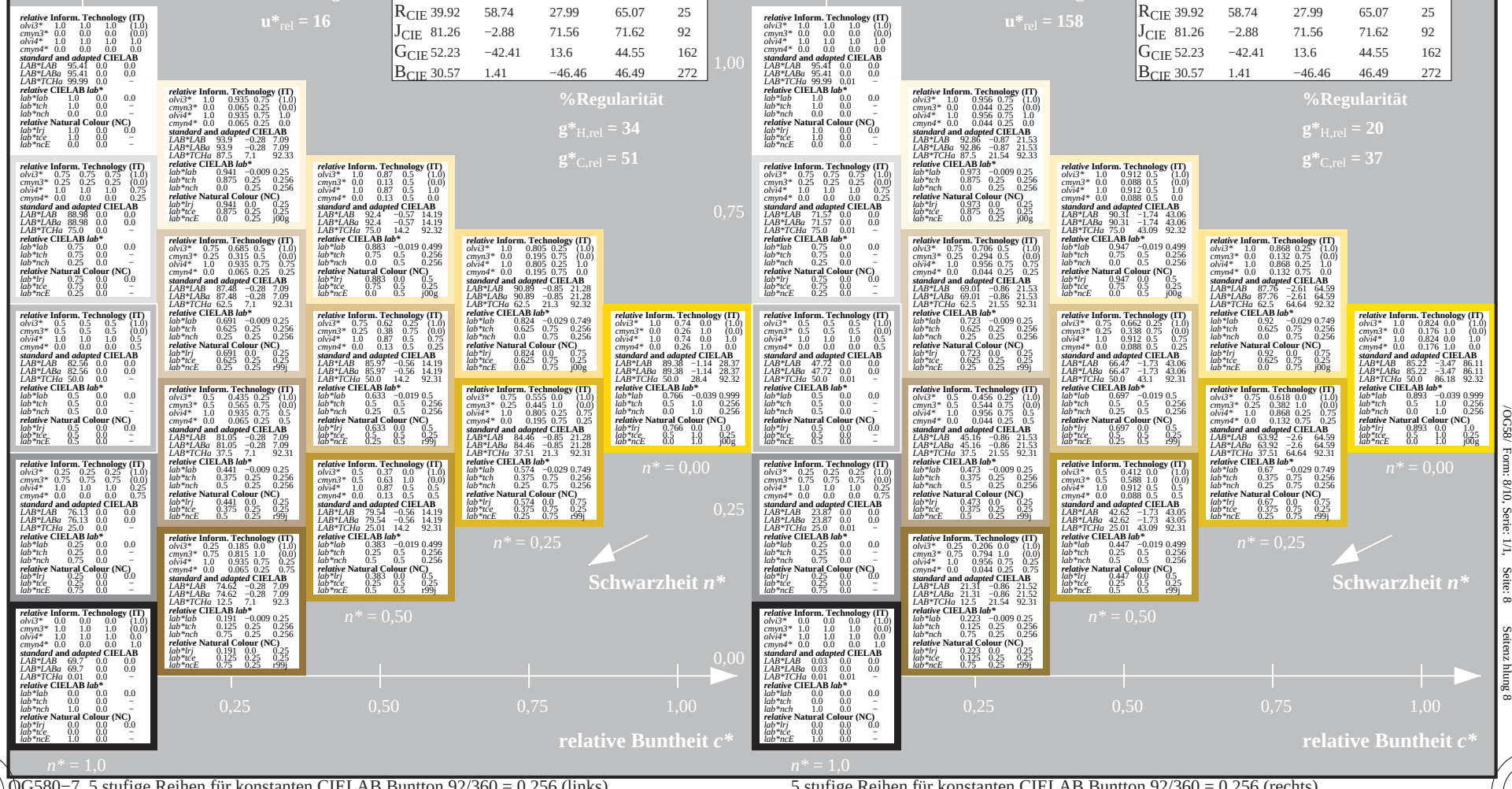

OG580−7, 5 stufige Reihen für konstanten CIELAB Buntton 92/360 = 0.256 (links)

5 stufige Reihen für konstanten CIELAB Buntton 92/360 = 0.256 (rechts)

BAM-Prüfvorlage OG58; Farbmetrik-Systeme TLS70 & TLS00 input: *cmy0* setcmykcolor*
D65: 2 Koordinatendaten von 5stufigen Farbreihen für 10 Buntton output: *cmy0* / 000n* setcmykcolor*

Siehe ähnliche Dateien: http://www.ps.bam.de/OG58/
Technische Information: http://www.ps.bam.de Version 2.1, io=0,0, CIELAB

BAM-Registrierung: 20060101-OG58/10Q/Q58G08FP.PS/.PDF BAM-Material: Code=rha4ta
Anwendung für Beurteilung und Messung von Drucker– oder Monitorsystemen
/OG58/ Form: 9/10, Serie: 1/1, Seite: 9 Sattenz hlung 9

Eingabe: Farbmetrisches Fernseh-Licht-System TLS70

für Buntton $h^* = lab^*h = 162/360 = 0.451$
*lab*tch* und *lab*nch*

D65: Buntton G
LCH*Ma: 90 30 162
olv*Ma: 0.0 1.0 0.53

Dreiecks-Helligkeit t^*

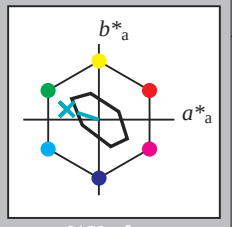

%Umfang
$u^*_{rel} = 16$

TLS70; adaptierte CIELAB-Daten

	$L^*=L^*_a$	a^*_a	b^*_a	$C^*_{ab,a}$	$h^*_{ab,a}$
O_{Ma}	76.43	26.27	10.57	28.32	22
Y_{Ma}	93.93	−10.76	34.63	36.27	107
L_{Ma}	89.32	−35.8	27.64	45.24	142
C_{Ma}	90.93	−21.95	−7.07	23.07	198
V_{Ma}	72.1	15.76	−35.63	38.97	294
M_{Ma}	78.5	37.52	−25.23	45.22	326
N_{Ma}	69.7	0.0	0.0	0.0	0
W_{Ma}	95.41	0.0	0.0	0.0	0
R_{CIE}	39.92	58.74	27.99	65.07	25
J_{CIE}	81.26	−2.88	71.56	71.62	92
G_{CIE}	52.23	−42.41	13.6	44.55	162
B_{CIE}	30.57	1.41	−46.46	46.49	272

%Regularität
$g^*_{H,rel} = 34$
$g^*_{C,rel} = 51$

1,00

0,75

0,25

0,00

Schwarzheit n^*

$n^* = 0,00$ $n^* = 0,25$ $n^* = 0,50$ $n^* = 1,0$

0,25 0,50 0,75 1,00

relative Buntheit c^*

relative Inform. Technology (IT)
olvi3* 1.0 1.0 1.0 (1.0)
cmyn3* 0.0 0.0 0.0 (0.0)
olvi4* 1.0 1.0 1.0 1.0
cmyn4* 0.0 0.0 0.0 0.0
standard and adapted CIELAB
LAB*LAB 95.41 0.0 0.0
LAB*LABa 95.41 0.0 0.0
LAB*TCHa 99.99 0.0 –
relative CIELAB *lab**
lab*lab 1.0 0.0 0.0
lab*tch 1.0 0.0 –
lab*nch 0.0 0.0 –
relative Natural Colour (NC)
lab*lrj 1.0 0.0 0.0
lab*tce 1.0 0.0 –
lab*ncE 0.0 0.0 –

relative Inform. Technology (IT)
olvi3* 0.75 0.75 0.75 (1.0)
cmyn3* 0.25 0.25 0.25 (0.0)
olvi4* 1.0 1.0 1.0 0.75
cmyn4* 0.0 0.0 0.0 0.25
standard and adapted CIELAB
LAB*LAB 88.98 0.0 0.0
LAB*LABa 88.98 0.0 0.0
LAB*TCHa 75.0 0.0 –
relative CIELAB *lab**
lab*lab 0.75 0.0 0.0
lab*tch 0.75 0.0 –
lab*nch 0.25 0.0 –
relative Natural Colour (NC)
lab*lrj 0.75 0.0 0.0
lab*tce 0.75 0.0 –
lab*ncE 0.25 0.0 –

relative Inform. Technology (IT)
olvi3* 0.5 0.5 0.5 (1.0)
cmyn3* 0.5 0.5 0.5 (0.0)
olvi4* 1.0 1.0 1.0 0.5
cmyn4* 0.0 0.0 0.0 0.5
standard and adapted CIELAB
LAB*LAB 82.56 0.0 0.0
LAB*LABa 82.56 0.0 0.0
LAB*TCHa 50.0 0.0 –
relative CIELAB *lab**
lab*lab 0.5 0.0 0.0
lab*tch 0.5 0.0 –
lab*nch 0.5 0.0 –
relative Natural Colour (NC)
lab*lrj 0.5 0.0 0.0
lab*tce 0.5 0.0 –
lab*ncE 0.5 0.0 –

relative Inform. Technology (IT)
olvi3* 0.25 0.25 0.25 (1.0)
cmyn3* 0.75 0.75 0.75 (0.0)
olvi4* 1.0 1.0 1.0 0.25
cmyn4* 0.0 0.0 0.0 0.75
standard and adapted CIELAB
LAB*LAB 76.13 0.0 0.0
LAB*LABa 76.13 0.0 0.0
LAB*TCHa 25.0 0.0 –
relative CIELAB *lab**
lab*lab 0.25 0.0 0.0
lab*tch 0.25 0.0 –
lab*nch 0.75 0.0 –
relative Natural Colour (NC)
lab*lrj 0.25 0.0 0.0
lab*tce 0.25 0.0 –
lab*ncE 0.75 0.0 –

relative Inform. Technology (IT)
olvi3* 0.0 0.0 0.0 (1.0)
cmyn3* 1.0 1.0 1.0 (0.0)
olvi4* 1.0 1.0 1.0 0.0
cmyn4* 0.0 0.0 0.0 1.0
standard and adapted CIELAB
LAB*LAB 69.7 0.0 0.0
LAB*LABa 69.7 0.0 0.0
LAB*TCHa 0.01 0.0 –
relative CIELAB *lab**
lab*lab 0.0 0.0 0.0
lab*tch 0.0 0.0 –
lab*nch 1.0 0.0 –
relative Natural Colour (NC)
lab*lrj 0.0 0.0 0.0
lab*tce 0.0 0.0 –
lab*ncE 1.0 0.0 –

relative Inform. Technology (IT)
olvi3* 0.75 1.0 0.883 (1.0)
cmyn3* 0.25 0.0 0.117 (0.0)
olvi4* 0.75 1.0 0.884 1.0
cmyn4* 0.25 0.0 0.116 0.0
standard and adapted CIELAB
LAB*LAB 94.1 −7.09 2.28
LAB*LABa 94.1 −7.09 2.28
LAB*TCHa 87.5 7.46 162.24
relative CIELAB *lab**
lab*lab 0.949 −0.237 0.076
lab*tch 0.875 0.25 0.451
lab*nch 0.0 0.25 0.451
relative Natural Colour (NC)
lab*lrj 0.949 −0.249 0.0
lab*tce 0.875 0.25 0.5
lab*ncE 0.0 0.25 g00b

relative Inform. Technology (IT)
olvi3* 0.5 0.75 0.633 (1.0)
cmyn3* 0.5 0.25 0.367 (0.0)
olvi4* 0.75 1.0 0.883 0.75
cmyn4* 0.25 0.0 0.117 0.25
standard and adapted CIELAB
LAB*LAB 87.67 −7.09 2.28
LAB*LABa 87.67 −7.09 2.28
LAB*TCHa 62.5 7.46 162.22
relative CIELAB *lab**
lab*lab 0.699 −0.237 0.076
lab*tch 0.625 0.25 0.451
lab*nch 0.25 0.25 0.451
relative Natural Colour (NC)
lab*lrj 0.699 −0.249 0.0
lab*tce 0.625 0.25 0.5
lab*ncE 0.25 0.25 j99g

relative Inform. Technology (IT)
olvi3* 0.25 0.75 0.383 (1.0)
cmyn3* 0.75 0.5 0.617 (0.0)
olvi4* 0.75 1.0 0.883 0.5
cmyn4* 0.25 0.0 0.117 0.5
standard and adapted CIELAB
LAB*LAB 81.25 −7.09 2.28
LAB*LABa 81.25 −7.09 2.28
LAB*TCHa 37.5 7.46 162.22
relative CIELAB *lab**
lab*lab 0.449 −0.237 0.076
lab*tch 0.375 0.25 0.451
lab*nch 0.5 0.25 0.451
relative Natural Colour (NC)
lab*lrj 0.449 −0.249 0.0
lab*tce 0.375 0.25 0.5
lab*ncE 0.5 0.25 j99g

relative Inform. Technology (IT)
olvi3* 0.0 0.25 0.133 (1.0)
cmyn3* 1.0 0.75 0.867 (0.0)
olvi4* 0.75 1.0 0.883 0.25
cmyn4* 0.25 0.0 0.117 0.75
standard and adapted CIELAB
LAB*LAB 74.82 −7.09 2.28
LAB*LABa 74.82 −7.09 2.28
LAB*TCHa 12.5 7.46 162.21
relative CIELAB *lab**
lab*lab 0.199 −0.237 0.076
lab*tch 0.125 0.25 0.451
lab*nch 0.75 0.25 0.451
relative Natural Colour (NC)
lab*lrj 0.199 −0.249 0.0
lab*tce 0.125 0.25 0.5
lab*ncE 0.75 0.25 j99g

relative Inform. Technology (IT)
olvi3* 0.5 1.0 0.767 (1.0)
cmyn3* 0.5 0.0 0.233 (0.0)
olvi4* 0.5 1.0 0.767 1.0
cmyn4* 0.5 0.0 0.233 0.0
standard and adapted CIELAB
LAB*LAB 92.79 −14.2 4.55
LAB*LABa 92.79 −14.2 4.55
LAB*TCHa 75.0 14.92 162.23
relative CIELAB *lab**
lab*lab 0.898 −0.475 0.153
lab*tch 0.75 0.5 0.451
lab*nch 0.0 0.5 0.451
relative Natural Colour (NC)
lab*lrj 0.898 −0.499 0.0
lab*tce 0.75 0.5 0.5
lab*ncE 0.0 0.5 g00b

relative Inform. Technology (IT)
olvi3* 0.25 0.75 0.517 (1.0)
cmyn3* 0.75 0.25 0.483 (0.0)
olvi4* 0.5 1.0 0.767 0.75
cmyn4* 0.5 0.0 0.233 0.25
standard and adapted CIELAB
LAB*LAB 86.37 −14.2 4.56
LAB*LABa 86.37 −14.2 4.56
LAB*TCHa 50.0 14.92 162.22
relative CIELAB *lab**
lab*lab 0.648 −0.475 0.153
lab*tch 0.5 0.5 0.451
lab*nch 0.25 0.5 0.451
relative Natural Colour (NC)
lab*lrj 0.648 −0.499 0.0
lab*tce 0.5 0.5 0.5
lab*ncE 0.25 0.5 j99g

relative Inform. Technology (IT)
olvi3* 0.0 0.5 0.267 (1.0)
cmyn3* 1.0 0.5 0.733 (0.0)
olvi4* 0.5 1.0 0.767 0.5
cmyn4* 0.5 0.0 0.233 0.5
standard and adapted CIELAB
LAB*LAB 79.94 −14.2 4.56
LAB*LABa 79.94 −14.2 4.56
LAB*TCHa 25.01 14.92 162.22
relative CIELAB *lab**
lab*lab 0.398 −0.475 0.153
lab*tch 0.25 0.5 0.451
lab*nch 0.5 0.5 0.451
relative Natural Colour (NC)
lab*lrj 0.398 −0.499 0.0
lab*tce 0.25 0.5 0.5
lab*ncE 0.5 0.5 j99g

relative Inform. Technology (IT)
olvi3* 0.25 1.0 0.65 (1.0)
cmyn3* 0.75 0.0 0.35 (0.0)
olvi4* 0.25 1.0 0.65 1.0
cmyn4* 0.75 0.0 0.35 0.0
standard and adapted CIELAB
LAB*LAB 91.48 −21.3 6.83
LAB*LABa 91.48 −21.3 6.83
LAB*TCHa 62.5 22.38 162.23
relative CIELAB *lab**
lab*lab 0.847 −0.713 0.229
lab*tch 0.625 0.75 0.451
lab*nch 0.0 0.75 0.451
relative Natural Colour (NC)
lab*lrj 0.847 −0.749 0.0
lab*tce 0.625 0.75 0.5
lab*ncE 0.0 0.75 g00b

relative Inform. Technology (IT)
olvi3* 0.0 0.75 0.4 (1.0)
cmyn3* 1.0 0.25 0.6 (0.0)
olvi4* 0.25 1.0 0.65 0.75
cmyn4* 0.75 0.0 0.35 0.25
standard and adapted CIELAB
LAB*LAB 85.06 −21.3 6.83
LAB*LABa 85.06 −21.3 6.83
LAB*TCHa 37.51 22.38 162.22
relative CIELAB *lab**
lab*lab 0.597 −0.713 0.229
lab*tch 0.375 0.75 0.451
lab*nch 0.25 0.75 0.451
relative Natural Colour (NC)
lab*lrj 0.597 −0.749 0.0
lab*tce 0.375 0.75 0.5
lab*ncE 0.25 0.75 j99g

relative Inform. Technology (IT)
olvi3* 0.0 1.0 0.534 (1.0)
cmyn3* 1.0 0.0 0.466 (0.0)
olvi4* 0.0 1.0 0.534 1.0
cmyn4* 1.0 0.0 0.466 0.0
standard and adapted CIELAB
LAB*LAB 90.18 −28.4 9.11
LAB*LABa 90.18 −28.4 9.11
LAB*TCHa 50.0 29.84 162.22
relative CIELAB *lab**
lab*lab 0.796 −0.951 0.305
lab*tch 0.5 1.0 0.451
lab*nch 0.0 1.0 0.451
relative Natural Colour (NC)
lab*lrj 0.796 −0.999 0.0
lab*tce 0.5 1.0 0.5
lab*ncE 0.0 1.0 g00b

Ausgabe: Farbmetrisches Fernseh-Licht-System TLS00

für Buntton $h^* = lab^*h = 162/360 = 0.451$
*lab*tch* und *lab*nch*

D65: Buntton G
LCH*Ma: 86 62 162
olv*Ma: 0.0 1.0 0.65

Dreiecks-Helligkeit t^*

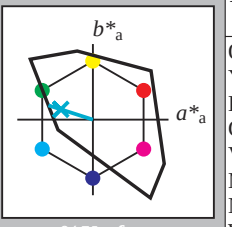

%Umfang
$u^*_{rel} = 158$

TLS00; adaptierte CIELAB-Daten

	$L^*=L^*_a$	a^*_a	b^*_a	$C^*_{ab,a}$	$h^*_{ab,a}$
O_{Ma}	50.5	76.92	64.55	100.42	40
Y_{Ma}	92.66	−20.69	90.75	93.08	103
L_{Ma}	83.63	−82.75	79.9	115.04	136
C_{Ma}	86.88	−46.16	−13.55	48.12	196
V_{Ma}	30.39	76.06	−103.59	128.52	306
M_{Ma}	57.3	94.35	−58.41	110.97	328
N_{Ma}	0.01	0.0	0.0	0.0	0
W_{Ma}	95.41	0.0	0.0	0.0	0
R_{CIE}	39.92	58.74	27.99	65.07	25
J_{CIE}	81.26	−2.88	71.56	71.62	92
G_{CIE}	52.23	−42.41	13.6	44.55	162
B_{CIE}	30.57	1.41	−46.46	46.49	272

%Regularität
$g^*_{H,rel} = 20$
$g^*_{C,rel} = 37$

1,00

0,75

0,25

0,00

Schwarzheit n^*

$n^* = 0,00$ $n^* = 0,25$ $n^* = 0,50$ $n^* = 1,0$

0,25 0,50 0,75 1,00

relative Buntheit c^*

relative Inform. Technology (IT)
olvi3* 1.0 1.0 1.0 (1.0)
cmyn3* 0.0 0.0 0.0 (0.0)
olvi4* 1.0 1.0 1.0 1.0
cmyn4* 0.0 0.0 0.0 0.0
standard and adapted CIELAB
LAB*LAB 95.41 0.0 0.0
LAB*LABa 95.41 0.0 0.0
LAB*TCHa 99.99 0.01 –
relative CIELAB *lab**
lab*lab 1.0 0.0 0.0
lab*tch 1.0 0.0 –
lab*nch 0.0 0.0 –
relative Natural Colour (NC)
lab*lrj 1.0 0.0 0.0
lab*tce 1.0 0.0 –
lab*ncE 0.0 0.0 –

relative Inform. Technology (IT)
olvi3* 0.75 0.75 0.75 (1.0)
cmyn3* 0.25 0.25 0.25 (0.0)
olvi4* 1.0 1.0 1.0 0.75
cmyn4* 0.0 0.0 0.0 0.25
standard and adapted CIELAB
LAB*LAB 71.57 0.0 0.0
LAB*LABa 71.57 0.0 0.0
LAB*TCHa 75.0 0.01 –
relative CIELAB *lab**
lab*lab 0.75 0.0 0.0
lab*tch 0.75 0.0 –
lab*nch 0.25 0.0 –
relative Natural Colour (NC)
lab*lrj 0.75 0.0 0.0
lab*tce 0.75 0.0 –
lab*ncE 0.25 0.0 –

relative Inform. Technology (IT)
olvi3* 0.5 0.5 0.5 (1.0)
cmyn3* 0.5 0.5 0.5 (0.0)
olvi4* 1.0 1.0 1.0 0.5
cmyn4* 0.0 0.0 0.0 0.5
standard and adapted CIELAB
LAB*LAB 47.72 0.0 0.0
LAB*LABa 47.72 0.0 0.0
LAB*TCHa 50.0 0.01 –
relative CIELAB *lab**
lab*lab 0.5 0.0 0.0
lab*tch 0.5 0.0 –
lab*nch 0.5 0.0 –
relative Natural Colour (NC)
lab*lrj 0.5 0.0 0.0
lab*tce 0.5 0.0 –
lab*ncE 0.5 0.0 –

relative Inform. Technology (IT)
olvi3* 0.25 0.25 0.25 (1.0)
cmyn3* 0.75 0.75 0.75 (0.0)
olvi4* 1.0 1.0 1.0 0.25
cmyn4* 0.0 0.0 0.0 0.75
standard and adapted CIELAB
LAB*LAB 23.87 0.0 0.0
LAB*LABa 23.87 0.0 0.0
LAB*TCHa 25.0 0.01 –
relative CIELAB *lab**
lab*lab 0.25 0.0 0.0
lab*tch 0.25 0.0 –
lab*nch 0.75 0.0 –
relative Natural Colour (NC)
lab*lrj 0.25 0.0 0.0
lab*tce 0.25 0.0 –
lab*ncE 0.75 0.0 –

relative Inform. Technology (IT)
olvi3* 0.0 0.0 0.0 (1.0)
cmyn3* 1.0 1.0 1.0 (0.0)
olvi4* 1.0 1.0 1.0 0.0
cmyn4* 0.0 0.0 0.0 1.0
standard and adapted CIELAB
LAB*LAB 0.03 0.0 0.0
LAB*LABa 0.03 0.0 0.0
LAB*TCHa 0.01 0.01 –
relative CIELAB *lab**
lab*lab 0.0 0.0 0.0
lab*tch 0.0 0.0 –
lab*nch 1.0 0.0 –
relative Natural Colour (NC)
lab*lrj 0.0 0.0 0.0
lab*tce 0.0 0.0 –
lab*ncE 1.0 0.0 –

relative Inform. Technology (IT)
olvi3* 0.75 1.0 0.913 (1.0)
cmyn3* 0.25 0.0 0.087 (0.0)
olvi4* 0.75 1.0 0.913 1.0
cmyn4* 0.25 0.0 0.087 0.0
standard and adapted CIELAB
LAB*LAB 92.99 −14.7 4.71
LAB*LABa 92.99 −14.7 4.71
LAB*TCHa 87.5 15.44 162.24
relative CIELAB *lab**
lab*lab 0.975 −0.237 0.076
lab*tch 0.875 0.25 0.451
lab*nch 0.0 0.25 0.451
relative Natural Colour (NC)
lab*lrj 0.975 −0.249 0.0
lab*tce 0.875 0.25 0.5
lab*ncE 0.0 0.25 g00b

relative Inform. Technology (IT)
olvi3* 0.5 1.0 0.826 (1.0)
cmyn3* 0.5 0.0 0.174 (0.0)
olvi4* 0.5 1.0 0.827 1.0
cmyn4* 0.5 0.0 0.173 0.0
standard and adapted CIELAB
LAB*LABa 90.57 −29.42 9.43
LAB*LABa 90.57 −29.42 9.43
LAB*TCHa 75.0 30.9 162.23
relative CIELAB *lab**
lab*lab 0.949 −0.475 0.153
lab*tch 0.75 0.5 0.451
lab*nch 0.0 0.5 0.451
relative Natural Colour (NC)
lab*lrj 0.949 −0.499 0.0
lab*tce 0.75 0.5 0.5
lab*ncE 0.0 0.5 g00b

relative Inform. Technology (IT)
olvi3* 0.25 1.0 0.74 (1.0)
cmyn3* 0.75 0.0 0.26 (0.0)
olvi4* 0.25 1.0 0.74 1.0
cmyn4* 0.75 0.0 0.26 0.0
standard and adapted CIELAB
LAB*LAB 88.16 −44.13 14.15
LAB*LABa 88.16 −44.13 14.15
LAB*TCHa 62.5 46.35 162.23
relative CIELAB *lab**
lab*lab 0.924 −0.713 0.229
lab*tch 0.625 0.75 0.451
lab*nch 0.0 0.75 0.451
relative Natural Colour (NC)
lab*lrj 0.924 −0.749 0.0
lab*tce 0.625 0.75 0.5
lab*ncE 0.0 0.75 g00b

relative Inform. Technology (IT)
olvi3* 0.0 1.0 0.633 (1.0)
cmyn3* 1.0 0.0 0.347 (0.0)
olvi4* 0.0 1.0 0.653 1.0
cmyn4* 1.0 0.0 0.347 0.0
standard and adapted CIELAB
LAB*LAB 85.74 −58.84 18.87
LAB*LABa 85.74 −58.84 18.87
LAB*TCHa 50.0 61.8 162.23
relative CIELAB *lab**
lab*lab 0.899 −0.951 0.305
lab*tch 0.5 1.0 0.451
lab*nch 0.0 1.0 0.451
relative Natural Colour (NC)
lab*lrj 0.899 −0.999 0.0
lab*tce 0.5 1.0 0.5
lab*ncE 0.0 1.0 g00b

relative Inform. Technology (IT)
olvi3* 0.5 0.75 0.663 (1.0)
cmyn3* 0.5 0.25 0.337 (0.0)
olvi4* 0.75 1.0 0.913 0.75
cmyn4* 0.25 0.0 0.087 0.25
standard and adapted CIELAB
LAB*LAB 69.15 −14.71 4.72
LAB*LABa 69.15 −14.71 4.72
LAB*TCHa 62.5 15.45 162.22
relative CIELAB *lab**
lab*lab 0.725 −0.237 0.076
lab*tch 0.625 0.25 0.451
lab*nch 0.25 0.25 0.451
relative Natural Colour (NC)
lab*lrj 0.725 −0.249 0.0
lab*tce 0.625 0.25 0.5
lab*ncE 0.25 0.25 j99g

relative Inform. Technology (IT)
olvi3* 0.25 0.75 0.413 (1.0)
cmyn3* 0.75 0.5 0.587 (0.0)
olvi4* 0.75 1.0 0.913 0.5
cmyn4* 0.25 0.0 0.087 0.5
standard and adapted CIELAB
LAB*LAB 45.3 −14.71 4.72
LAB*LABa 45.3 −14.71 4.72
LAB*TCHa 37.5 15.45 162.22
relative CIELAB *lab**
lab*lab 0.475 −0.237 0.076
lab*tch 0.375 0.25 0.451
lab*nch 0.5 0.25 0.451
relative Natural Colour (NC)
lab*lrj 0.475 −0.249 0.0
lab*tce 0.375 0.25 0.5
lab*ncE 0.5 0.25 j99g

relative Inform. Technology (IT)
olvi3* 0.0 0.25 0.163 (1.0)
cmyn3* 1.0 0.75 0.837 (0.0)
olvi4* 0.75 1.0 0.913 0.25
cmyn4* 0.25 0.0 0.087 0.75
standard and adapted CIELAB
LAB*LAB 21.45 −14.7 4.72
LAB*LABa 21.45 −14.7 4.72
LAB*TCHa 12.5 15.45 162.21
relative CIELAB *lab**
lab*lab 0.225 −0.237 0.076
lab*tch 0.125 0.25 0.451
lab*nch 0.75 0.25 0.451
relative Natural Colour (NC)
lab*lrj 0.225 −0.249 0.0
lab*tce 0.125 0.25 0.5
lab*ncE 0.75 0.25 j99g

relative Inform. Technology (IT)
olvi3* 0.5 1.0 0.326 (1.0)
cmyn3* 1.0 0.0 0.674 (0.0)
olvi4* 0.5 1.0 0.826 0.5
cmyn4* 0.5 0.0 0.174 0.5
standard and adapted CIELAB
LAB*LAB 42.88 −29.42 9.44
LAB*LABa 42.88 −29.42 9.44
LAB*TCHa 25.01 30.91 162.22
relative CIELAB *lab**
lab*lab 0.449 −0.475 0.153
lab*tch 0.25 0.5 0.451
lab*nch 0.5 0.5 0.451
relative Natural Colour (NC)
lab*lrj 0.449 −0.499 0.0
lab*tce 0.25 0.5 0.5
lab*ncE 0.5 0.5 j99g

relative Inform. Technology (IT)
olvi3* 0.25 0.75 0.576 (1.0)
cmyn3* 0.75 0.25 0.424 (0.0)
olvi4* 0.5 1.0 0.826 0.75
cmyn4* 0.5 0.0 0.174 0.25
standard and adapted CIELAB
LAB*LAB 66.73 −29.42 9.44
LAB*LABa 66.73 −29.42 9.44
LAB*TCHa 50.0 30.91 162.22
relative CIELAB *lab**
lab*lab 0.699 −0.475 0.153
lab*tch 0.5 0.5 0.451
lab*nch 0.25 0.5 0.451
relative Natural Colour (NC)
lab*lrj 0.699 −0.499 0.0
lab*tce 0.5 0.5 0.5
lab*ncE 0.25 0.5 j99g

relative Inform. Technology (IT)
olvi3* 0.0 0.75 0.49 (1.0)
cmyn3* 1.0 0.25 0.51 (0.0)
olvi4* 0.25 1.0 0.74 0.75
cmyn4* 0.75 0.0 0.26 0.25
standard and adapted CIELAB
LAB*LAB 64.32 −44.14 14.16
LAB*LABa 64.32 −44.14 14.16
LAB*TCHa 37.51 46.36 162.22
relative CIELAB *lab**
lab*lab 0.674 −0.713 0.229
lab*tch 0.375 0.75 0.451
lab*nch 0.25 0.75 0.451
relative Natural Colour (NC)
lab*lrj 0.674 −0.749 0.0
lab*tce 0.375 0.75 0.5
lab*ncE 0.25 0.75 j99g

OG580−7, 5 stufige Reihen für konstanten CIELAB Buntton 162/360 = 0.451 (links)

5 stufige Reihen für konstanten CIELAB Buntton 162/360 = 0.451 (rechts)

BAM-Prüfvorlage OG58; Farbmetrik-Systeme TLS70 & TLS00 input: *cmy0* setcmykcolor*
D65: 2 Koordinatendaten von 5stufigen Farbreihen für 10 Bunttöne output: *cmy0* / 000n* setcmykcolor*

BAM-Registrierung: 20060101-OG58/10Q/Q58G09FP.PS/.PDF BAM-Material: Code=rha4ta
Anwendung für Beurteilung und Messung von Drucker– oder Monitorsystemen
/OG58/ Form: 10/10 Serie: 1/1, Seite: 10 Sattenz hlung 10

Siehe ähnliche Dateien: http://www.ps.bam.de/OG58/
Technische Information: http://www.ps.bam.de Version 2.1, io=0,0, CIELAB

Eingabe: Farbmetrisches Fernseh-Licht-System TLS70

für Buntton $h^* = lab^*h = 272/360 = 0.755$
*lab*tch* und *lab*nch*

D65: Buntton B
LCH*Ma: 80 24 272
olv*Ma: 0.0 0.4 1.0

Dreiecks-Helligkeit t^*

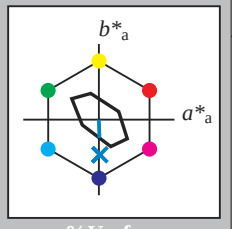

%Umfang
$u^*_{rel} = 16$

TLS70; adaptierte CIELAB-Daten

	$L^*=L^*_a$	a^*_a	b^*_a	$C^*_{ab,a}$	$h^*_{ab,a}$
O_{Ma}	76.43	26.27	10.57	28.32	22
Y_{Ma}	93.93	−10.76	34.63	36.27	107
L_{Ma}	89.32	−35.8	27.64	45.24	142
C_{Ma}	90.93	−21.95	−7.07	23.07	198
V_{Ma}	72.1	15.76	−35.63	38.97	294
M_{Ma}	78.5	37.52	−25.23	45.22	326
N_{Ma}	69.7	0.0	0.0	0.0	0
W_{Ma}	95.41	0.0	0.0	0.0	0
R_{CIE}	39.92	58.74	27.99	65.07	25
J_{CIE}	81.26	−2.88	71.56	71.62	92
G_{CIE}	52.23	−42.41	13.6	44.55	162
B_{CIE}	30.57	1.41	−46.46	46.49	272

%Regularität
$g^*_{H,rel} = 34$
$g^*_{C,rel} = 51$

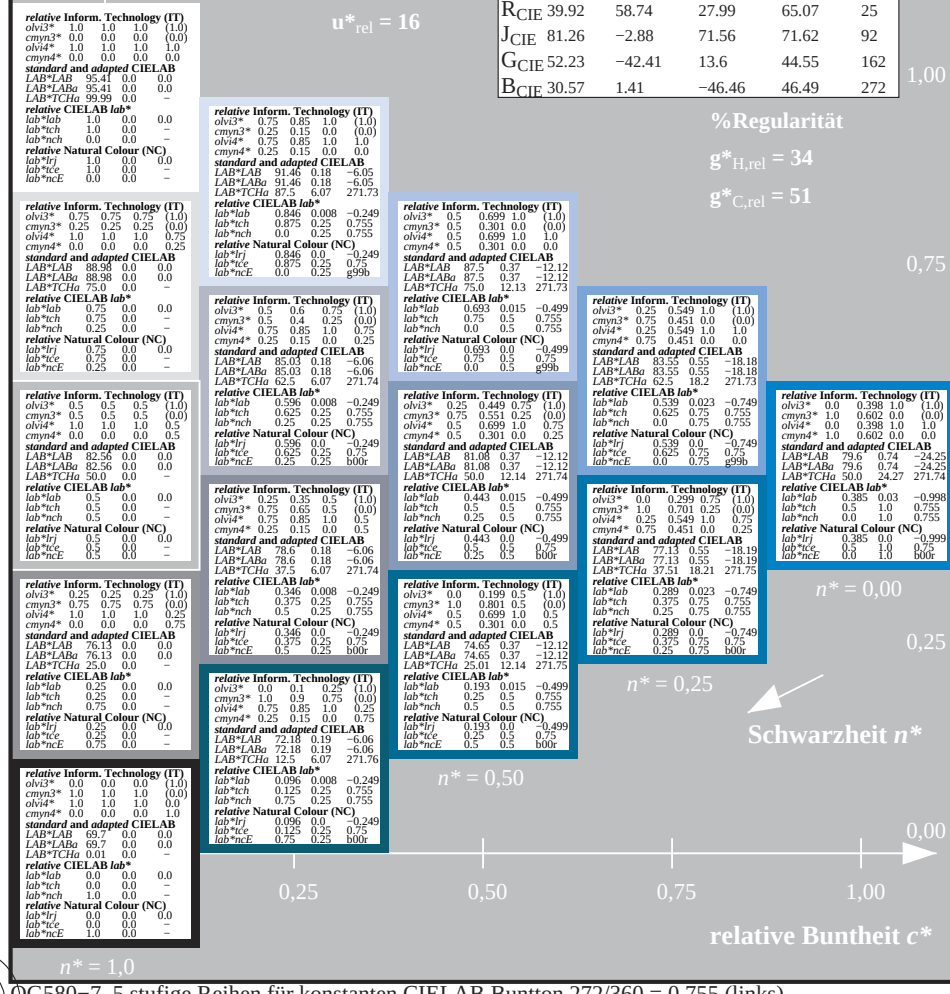

OG580−7, 5 stufige Reihen für konstanten CIELAB Buntton 272/360 = 0.755 (links)

Ausgabe: Farbmetrisches Fernseh-Licht-System TLS00

für Buntton $h^* = lab^*h = 272/360 = 0.755$
*lab*tch* und *lab*nch*

D65: Buntton B
LCH*Ma: 65 49 272
olv*Ma: 0.0 0.61 1.0

Dreiecks-Helligkeit t^*

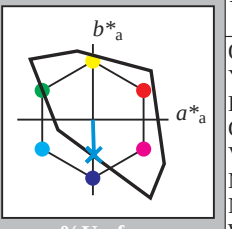

%Umfang
$u^*_{rel} = 158$

TLS00; adaptierte CIELAB-Daten

	$L^*=L^*_a$	a^*_a	b^*_a	$C^*_{ab,a}$	$h^*_{ab,a}$
O_{Ma}	50.5	76.92	64.55	100.42	40
Y_{Ma}	92.66	−20.69	90.75	93.08	103
L_{Ma}	83.63	−82.75	79.9	115.04	136
C_{Ma}	86.88	−46.16	−13.55	48.12	196
V_{Ma}	30.39	76.06	−103.59	128.52	306
M_{Ma}	57.3	94.35	−58.41	110.97	328
N_{Ma}	0.01	0.0	0.0	0.0	0
W_{Ma}	95.41	0.0	0.0	0.0	0
R_{CIE}	39.92	58.74	27.99	65.07	25
J_{CIE}	81.26	−2.88	71.56	71.62	92
G_{CIE}	52.23	−42.41	13.6	44.55	162
B_{CIE}	30.57	1.41	−46.46	46.49	272

%Regularität
$g^*_{H,rel} = 20$
$g^*_{C,rel} = 37$

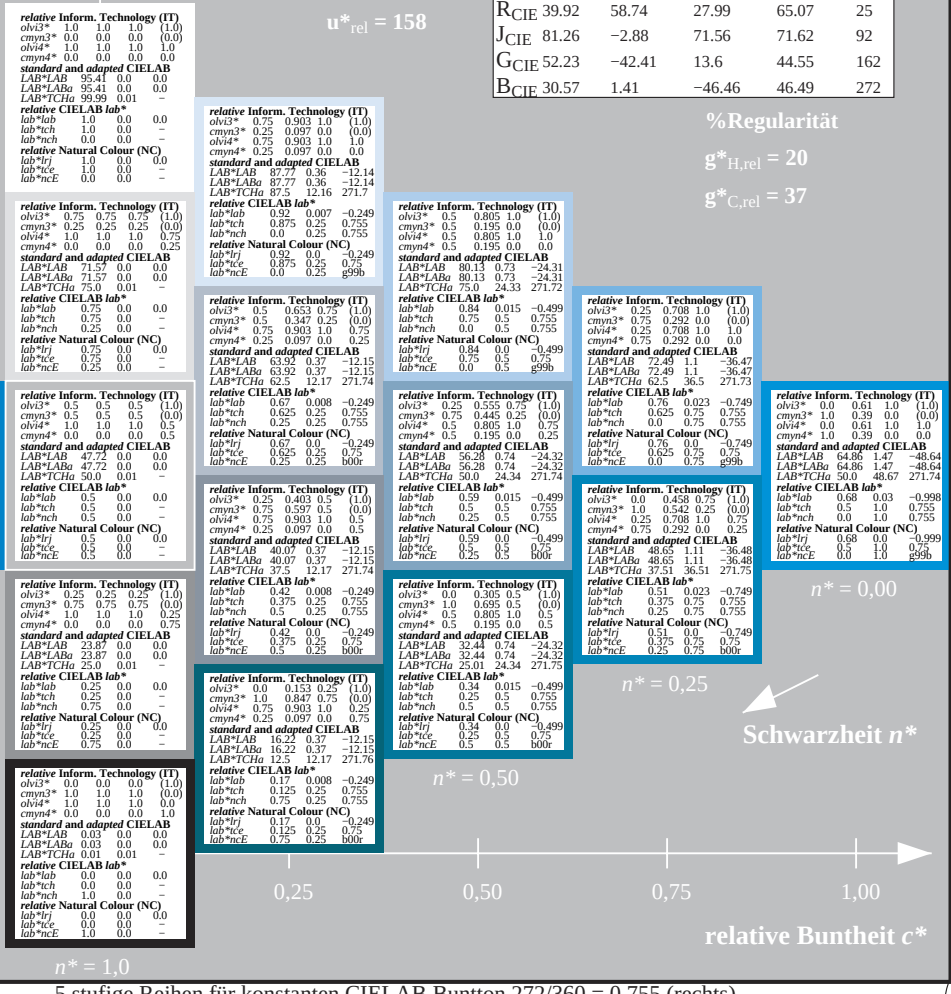

5 stufige Reihen für konstanten CIELAB Buntton 272/360 = 0.755 (rechts)

BAM-Prüfvorlage OG58; Farbmetrik-Systeme TLS70 & TLS00 input: *cmy0* setcmykcolor*
D65: 2 Koordinatendaten von 5stufigen Farbreihen für 10 Bunttöne output: *cmy0* / 000n* setcmykcolor*