Siehe ähnliche Dateien: http://www.ps.bam.de/OG58/
Technische Information: http://www.ps.bam.de Version 2.1, io=0,0, CIELAB

Eingabe: Farbmetrisches Fernseh-Licht-System TLS70

für Buntton *h* = lab*h = 22/360 = 0.061*
lab*tch* und *lab*nch

D65: Buntton O
LCH*Ma: 76 28 22
olv*Ma: 1.0 0.0 0.0

Dreiecks-Helligkeit *t**

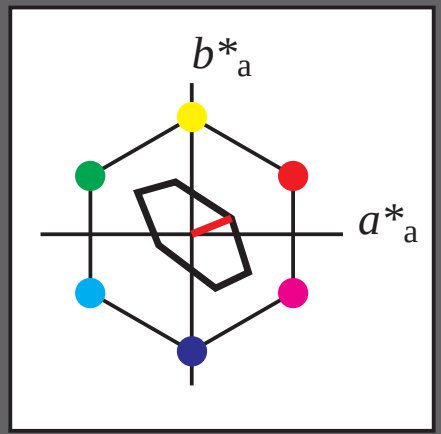

%Umfang
u^*_{rel} = 16

TLS70; adaptierte CIELAB-Daten

	$L^*=L^*_a$	a^*_a	b^*_a	$C^*_{ab,a}$	$h^*_{ab,a}$
O_{Ma}	76.43	26.27	10.57	28.32	22
Y_{Ma}	93.93	−10.76	34.63	36.27	107
L_{Ma}	89.32	−35.8	27.64	45.24	142
C_{Ma}	90.93	−21.95	−7.07	23.07	198
V_{Ma}	72.1	15.76	−35.63	38.97	294
M_{Ma}	78.5	37.52	−25.23	45.22	326
N_{Ma}	69.7	0.0	0.0	0.0	0
W_{Ma}	95.41	0.0	0.0	0.0	0
R_{CIE}	39.92	58.74	27.99	65.07	25
J_{CIE}	81.26	−2.88	71.56	71.62	92
G_{CIE}	52.23	−42.41	13.6	44.55	162
B_{CIE}	30.57	1.41	−46.46	46.49	272

%Regularität
$g^*_{H,rel}$ = 34
$g^*_{C,rel}$ = 51

Box c*=0.00, n*=0.00 — relative Inform. Technology (IT)

olvi3*	1.0	1.0	1.0	(1.0)
cmyn3*	0.0	0.0	0.0	(0.0)
olvi4*	1.0	1.0	1.0	1.0
cmyn4*	0.0	0.0	0.0	0.0
standard and adapted CIELAB				
LAB*LAB	95.41	0.0	0.0	
LAB*LABa	95.41	0.0	0.0	
LAB*TCHa	99.99	0.0	–	
relative CIELAB lab*				
lab*lab	1.0	0.0	0.0	
lab*tch	1.0	0.0	–	
lab*nch	0.0	0.0	–	
relative Natural Colour (NC)				
lab*lrj	1.0	0.0	0.0	
lab*tce	1.0	0.0	–	
lab*ncE	0.0	0.0	–	

Box c*=0.00, n*=0.25 — relative Inform. Technology (IT)

olvi3*	0.75	0.75	0.75	(1.0)
cmyn3*	0.25	0.25	0.25	(0.0)
olvi4*	1.0	1.0	1.0	0.75
cmyn4*	0.0	0.0	0.0	0.25
standard and adapted CIELAB				
LAB*LAB	88.98	0.0	0.0	
LAB*LABa	88.98	0.0	0.0	
LAB*TCHa	75.0	0.0	–	
relative CIELAB lab*				
lab*lab	0.75	0.0	0.0	
lab*tch	0.75	0.0	–	
lab*nch	0.25	0.0	–	
relative Natural Colour (NC)				
lab*lrj	0.75	0.0	0.0	
lab*tce	0.75	0.0	–	
lab*ncE	0.25	0.0	–	

Box c*=0.00, n*=0.50 — relative Inform. Technology (IT)

olvi3*	0.5	0.5	0.5	(1.0)
cmyn3*	0.5	0.5	0.5	(0.0)
olvi4*	1.0	1.0	1.0	0.5
cmyn4*	0.0	0.0	0.0	0.5
standard and adapted CIELAB				
LAB*LAB	82.56	0.0	0.0	
LAB*LABa	82.56	0.0	0.0	
LAB*TCHa	50.0	0.0	–	
relative CIELAB lab*				
lab*lab	0.5	0.0	0.0	
lab*tch	0.5	0.0	–	
lab*nch	0.5	0.0	–	
relative Natural Colour (NC)				
lab*lrj	0.5	0.0	0.0	
lab*tce	0.5	0.0	–	
lab*ncE	0.5	0.0	–	

Box c*=0.00, n*=0.75 — relative Inform. Technology (IT)

olvi3*	0.25	0.25	0.25	(1.0)
cmyn3*	0.75	0.75	0.75	(0.0)
olvi4*	1.0	1.0	1.0	0.25
cmyn4*	0.0	0.0	0.0	0.75
standard and adapted CIELAB				
LAB*LAB	76.13	0.0	0.0	
LAB*LABa	76.13	0.0	0.0	
LAB*TCHa	25.0	0.0	–	
relative CIELAB lab*				
lab*lab	0.25	0.0	0.0	
lab*tch	0.25	0.0	–	
lab*nch	0.75	0.0	–	
relative Natural Colour (NC)				
lab*lrj	0.25	0.0	0.0	
lab*tce	0.25	0.0	–	
lab*ncE	0.75	0.0	–	

Box c*=0.00, n*=1.00 — relative Inform. Technology (IT)

olvi3*	0.0	0.0	0.0	(1.0)
cmyn3*	1.0	1.0	1.0	(0.0)
olvi4*	1.0	1.0	1.0	0.0
cmyn4*	0.0	0.0	0.0	1.0
standard and adapted CIELAB				
LAB*LAB	69.7	0.0	0.0	
LAB*LABa	69.7	0.0	0.0	
LAB*TCHa	0.01	0.0	–	
relative CIELAB lab*				
lab*lab	0.0	0.0	0.0	
lab*tch	0.0	0.0	–	
lab*nch	1.0	0.0	–	
relative Natural Colour (NC)				
lab*lrj	0.0	0.0	0.0	
lab*tce	0.0	0.0	–	
lab*ncE	1.0	0.0	–	

Box c*=0.25, n*=0.00 — relative Inform. Technology (IT)

olvi3*	1.0	0.75	0.75	(1.0)
cmyn3*	0.0	0.25	0.25	(0.0)
olvi4*	1.0	0.75	0.75	1.0
cmyn4*	0.0	0.25	0.25	0.0
standard and adapted CIELAB				
LAB*LAB	90.66	6.56	2.64	
LAB*LABa	90.66	6.56	2.64	
LAB*TCHa	87.5	7.08	21.92	
relative CIELAB lab*				
lab*lab	0.815	0.232	0.093	
lab*tch	0.875	0.25	0.061	
lab*nch	0.0	0.25	0.061	
relative Natural Colour (NC)				
lab*lrj	0.815	0.25	−0.011	
lab*tce	0.875	0.25	0.992	
lab*ncE	0.0	0.25	b96r	

Box c*=0.25, n*=0.25 — relative Inform. Technology (IT)

olvi3*	0.75	0.5	0.5	(1.0)
cmyn3*	0.25	0.5	0.5	(0.0)
olvi4*	1.0	0.75	0.75	0.75
cmyn4*	0.0	0.25	0.25	0.25
standard and adapted CIELAB				
LAB*LAB	84.24	6.57	2.64	
LAB*LABa	84.24	6.57	2.64	
LAB*TCHa	62.5	7.08	21.92	
relative CIELAB lab*				
lab*lab	0.565	0.232	0.093	
lab*tch	0.625	0.25	0.061	
lab*nch	0.25	0.25	0.061	
relative Natural Colour (NC)				
lab*lrj	0.565	0.25	−0.011	
lab*tce	0.625	0.25	0.992	
lab*ncE	0.25	0.25	b96r	

Box c*=0.25, n*=0.50 — relative Inform. Technology (IT)

olvi3*	0.5	0.25	0.25	(1.0)
cmyn3*	0.5	0.75	0.75	(0.0)
olvi4*	1.0	0.75	0.75	0.5
cmyn4*	0.0	0.25	0.25	0.5
standard and adapted CIELAB				
LAB*LAB	77.81	6.57	2.64	
LAB*LABa	77.81	6.57	2.64	
LAB*TCHa	37.5	7.08	21.92	
relative CIELAB lab*				
lab*lab	0.315	0.232	0.093	
lab*tch	0.375	0.25	0.061	
lab*nch	0.5	0.25	0.061	
relative Natural Colour (NC)				
lab*lrj	0.315	0.25	−0.011	
lab*tce	0.375	0.25	0.992	
lab*ncE	0.5	0.25	b96r	

Box c*=0.25, n*=0.75 — relative Inform. Technology (IT)

olvi3*	0.25	0.0	0.0	(1.0)
cmyn3*	0.75	1.0	1.0	(0.0)
olvi4*	1.0	0.75	0.75	0.25
cmyn4*	0.0	0.25	0.25	0.75
standard and adapted CIELAB				
LAB*LAB	71.38	6.56	2.64	
LAB*LABa	71.38	6.56	2.64	
LAB*TCHa	12.5	7.08	21.92	
relative CIELAB lab*				
lab*lab	0.066	0.232	0.093	
lab*tch	0.125	0.25	0.061	
lab*nch	0.75	0.25	0.061	
relative Natural Colour (NC)				
lab*lrj	0.066	0.25	−0.011	
lab*tce	0.125	0.25	0.992	
lab*ncE	0.75	0.25	b96r	

Box c*=0.50, n*=0.00 — relative Inform. Technology (IT)

olvi3*	1.0	0.5	0.5	(1.0)
cmyn3*	0.0	0.5	0.5	(0.0)
olvi4*	1.0	0.5	0.5	1.0
cmyn4*	0.0	0.5	0.5	0.0
standard and adapted CIELAB				
LAB*LAB	85.92	13.13	5.28	
LAB*LABa	85.92	13.13	5.28	
LAB*TCHa	75.0	14.16	21.92	
relative CIELAB lab*				
lab*lab	0.631	0.464	0.187	
lab*tch	0.75	0.5	0.061	
lab*nch	0.0	0.5	0.061	
relative Natural Colour (NC)				
lab*lrj	0.631	0.499	−0.024	
lab*tce	0.75	0.5	0.992	
lab*ncE	0.0	0.5	b96r	

Box c*=0.50, n*=0.25 — relative Inform. Technology (IT)

olvi3*	0.75	0.25	0.25	(1.0)
cmyn3*	0.25	0.75	0.75	(0.0)
olvi4*	1.0	0.5	0.5	0.75
cmyn4*	0.0	0.5	0.5	0.25
standard and adapted CIELAB				
LAB*LAB	79.49	13.14	5.29	
LAB*LABa	79.49	13.14	5.29	
LAB*TCHa	50.0	14.16	21.92	
relative CIELAB lab*				
lab*lab	0.381	0.464	0.187	
lab*tch	0.5	0.5	0.061	
lab*nch	0.25	0.5	0.061	
relative Natural Colour (NC)				
lab*lrj	0.381	0.499	−0.024	
lab*tce	0.5	0.5	0.992	
lab*ncE	0.25	0.5	b96r	

Box c*=0.50, n*=0.50 — relative Inform. Technology (IT)

olvi3*	0.5	0.0	0.0	(1.0)
cmyn3*	0.5	1.0	1.0	(0.0)
olvi4*	1.0	0.5	0.5	0.5
cmyn4*	0.0	0.5	0.5	0.5
standard and adapted CIELAB				
LAB*LAB	73.07	13.13	5.28	
LAB*LABa	73.07	13.13	5.28	
LAB*TCHa	25.01	14.16	21.92	
relative CIELAB lab*				
lab*lab	0.131	0.464	0.187	
lab*tch	0.25	0.5	0.061	
lab*nch	0.5	0.5	0.061	
relative Natural Colour (NC)				
lab*lrj	0.131	0.499	−0.024	
lab*tce	0.25	0.5	0.992	
lab*ncE	0.5	0.5	b96r	

Box c*=0.75, n*=0.00 — relative Inform. Technology (IT)

olvi3*	1.0	0.25	0.25	(1.0)
cmyn3*	0.0	0.75	0.75	(0.0)
olvi4*	1.0	0.25	0.25	1.0
cmyn4*	0.0	0.75	0.75	0.0
standard and adapted CIELAB				
LAB*LAB	81.17	19.7	7.93	
LAB*LABa	81.17	19.7	7.93	
LAB*TCHa	62.5	21.23	21.92	
relative CIELAB lab*				
lab*lab	0.446	0.696	0.28	
lab*tch	0.625	0.75	0.061	
lab*nch	0.0	0.75	0.061	
relative Natural Colour (NC)				
lab*lrj	0.446	0.749	−0.036	
lab*tce	0.625	0.75	0.992	
lab*ncE	0.0	0.75	b96r	

Box c*=0.75, n*=0.25 — relative Inform. Technology (IT)

olvi3*	0.75	0.0	0.0	(1.0)
cmyn3*	0.25	1.0	1.0	(0.0)
olvi4*	1.0	0.25	0.25	0.75
cmyn4*	0.0	0.75	0.75	0.25
standard and adapted CIELAB				
LAB*LAB	74.75	19.7	7.93	
LAB*LABa	74.75	19.7	7.93	
LAB*TCHa	37.51	21.23	21.92	
relative CIELAB lab*				
lab*lab	0.196	0.696	0.28	
lab*tch	0.375	0.75	0.061	
lab*nch	0.25	0.75	0.061	
relative Natural Colour (NC)				
lab*lrj	0.196	0.749	−0.036	
lab*tce	0.375	0.75	0.992	
lab*ncE	0.25	0.75	b96r	

Box c*=1.00, n*=0.00 — relative Inform. Technology (IT)

olvi3*	1.0	0.0	0.0	(1.0)
cmyn3*	0.0	1.0	1.0	(0.0)
olvi4*	1.0	0.0	0.0	1.0
cmyn4*	0.0	1.0	1.0	0.0
standard and adapted CIELAB				
LAB*LAB	76.43	26.26	10.57	
LAB*LABa	76.43	26.26	10.57	
LAB*TCHa	50.0	28.31	21.92	
relative CIELAB lab*				
lab*lab	0.262	0.928	0.373	
lab*tch	0.5	1.0	0.061	
lab*nch	0.0	1.0	0.061	
relative Natural Colour (NC)				
lab*lrj	0.262	0.999	−0.048	
lab*tce	0.5	1.0	0.992	
lab*ncE	0.0	1.0	b96r	

1,00 0,75 0,25 0,00
*n** = 0,00 *n** = 0,25 *n** = 0,50 *n** = 1,0
Schwarzheit *n**
0,25 0,50 0,75 1,00
relative Buntheit *c**

Ausgabe: Farbmetrisches Fernseh-Licht-System TLS00

für Buntton *h* = lab*h = 40/360 = 0.111*
lab*tch* und *lab*nch

D65: Buntton O
LCH*Ma: 51 100 40
olv*Ma: 1.0 0.0 0.0

Dreiecks-Helligkeit *t**

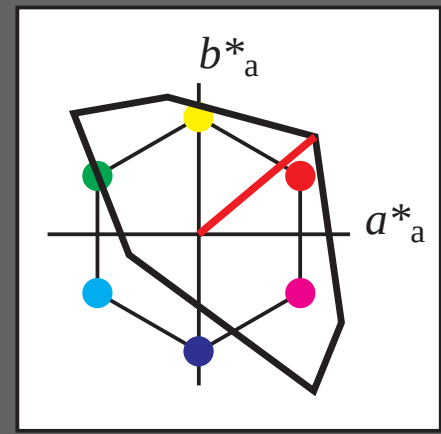

%Umfang
u^*_{rel} = 158

TLS00; adaptierte CIELAB-Daten

	$L^*=L^*_a$	a^*_a	b^*_a	$C^*_{ab,a}$	$h^*_{ab,a}$
O_{Ma}	50.5	76.92	64.55	100.42	40
Y_{Ma}	92.66	−20.69	90.75	93.08	103
L_{Ma}	83.63	−82.75	79.9	115.04	136
C_{Ma}	86.88	−46.16	−13.55	48.12	196
V_{Ma}	30.39	76.06	−103.59	128.52	306
M_{Ma}	57.3	94.35	−58.41	110.97	328
N_{Ma}	0.01	0.0	0.0	0.0	0
W_{Ma}	95.41	0.0	0.0	0.0	0
R_{CIE}	39.92	58.74	27.99	65.07	25
J_{CIE}	81.26	−2.88	71.56	71.62	92
G_{CIE}	52.23	−42.41	13.6	44.55	162
B_{CIE}	30.57	1.41	−46.46	46.49	272

%Regularität
$g^*_{H,rel}$ = 20
$g^*_{C,rel}$ = 37

Box c*=0.00, n*=0.00 — relative Inform. Technology (IT)

olvi3*	1.0	1.0	1.0	(1.0)
cmyn3*	0.0	0.0	0.0	(0.0)
olvi4*	1.0	1.0	1.0	1.0
cmyn4*	0.0	0.0	0.0	0.0
standard and adapted CIELAB				
LAB*LAB	95.41	0.0	0.0	
LAB*LABa	95.41	0.0	0.0	
LAB*TCHa	99.99	0.01	–	
relative CIELAB lab*				
lab*lab	1.0	0.0	0.0	
lab*tch	1.0	0.0	–	
lab*nch	0.0	0.0	–	
relative Natural Colour (NC)				
lab*lrj	1.0	0.0	0.0	
lab*tce	1.0	0.0	–	
lab*ncE	0.0	0.0	–	

Box c*=0.00, n*=0.25 — relative Inform. Technology (IT)

olvi3*	0.75	0.75	0.75	(1.0)
cmyn3*	0.25	0.25	0.25	(0.0)
olvi4*	1.0	1.0	1.0	0.75
cmyn4*	0.0	0.0	0.0	0.25
standard and adapted CIELAB				
LAB*LAB	71.57	0.0	0.0	
LAB*LABa	71.57	0.0	0.0	
LAB*TCHa	75.0	0.01	–	
relative CIELAB lab*				
lab*lab	0.75	0.0	0.0	
lab*tch	0.75	0.0	–	
lab*nch	0.25	0.0	–	
relative Natural Colour (NC)				
lab*lrj	0.75	0.0	0.0	
lab*tce	0.75	0.0	–	
lab*ncE	0.25	0.0	–	

Box c*=0.00, n*=0.50 — relative Inform. Technology (IT)

olvi3*	0.5	0.5	0.5	(1.0)
cmyn3*	0.5	0.5	0.5	(0.0)
olvi4*	1.0	1.0	1.0	0.5
cmyn4*	0.0	0.0	0.0	0.5
standard and adapted CIELAB				
LAB*LAB	47.72	0.0	0.0	
LAB*LABa	47.72	0.0	0.0	
LAB*TCHa	50.0	0.01	–	
relative CIELAB lab*				
lab*lab	0.5	0.0	0.0	
lab*tch	0.5	0.0	–	
lab*nch	0.5	0.0	–	
relative Natural Colour (NC)				
lab*lrj	0.5	0.0	0.0	
lab*tce	0.5	0.0	–	
lab*ncE	0.5	0.0	–	

Box c*=0.00, n*=0.75 — relative Inform. Technology (IT)

olvi3*	0.25	0.25	0.25	(1.0)
cmyn3*	0.75	0.75	0.75	(0.0)
olvi4*	1.0	1.0	1.0	0.25
cmyn4*	0.0	0.0	0.0	0.75
standard and adapted CIELAB				
LAB*LAB	23.87	0.0	0.0	
LAB*LABa	23.87	0.0	0.0	
LAB*TCHa	25.0	0.01	–	
relative CIELAB lab*				
lab*lab	0.25	0.0	0.0	
lab*tch	0.25	0.0	–	
lab*nch	0.75	0.0	–	
relative Natural Colour (NC)				
lab*lrj	0.25	0.0	0.0	
lab*tce	0.25	0.0	–	
lab*ncE	0.75	0.0	–	

Box c*=0.00, n*=1.00 — relative Inform. Technology (IT)

olvi3*	0.0	0.0	0.0	(1.0)
cmyn3*	1.0	1.0	1.0	(0.0)
olvi4*	1.0	1.0	1.0	0.0
cmyn4*	0.0	0.0	0.0	1.0
standard and adapted CIELAB				
LAB*LAB	0.03	0.0	0.0	
LAB*LABa	0.03	0.0	0.0	
LAB*TCHa	0.01	0.01	–	
relative CIELAB lab*				
lab*lab	0.0	0.0	0.0	
lab*tch	0.0	0.0	–	
lab*nch	1.0	0.0	–	
relative Natural Colour (NC)				
lab*lrj	0.0	0.0	0.0	
lab*tce	0.0	0.0	–	
lab*ncE	1.0	0.0	–	

Box c*=0.25, n*=0.00 — relative Inform. Technology (IT)

olvi3*	1.0	0.75	0.75	(1.0)
cmyn3*	0.0	0.25	0.25	(0.0)
olvi4*	1.0	0.75	0.75	1.0
cmyn4*	0.0	0.25	0.25	0.0
standard and adapted CIELAB				
LAB*LAB	84.18	19.22	16.13	
LAB*LABa	84.18	19.22	16.13	
LAB*TCHa	87.5	25.09	40.0	
relative CIELAB lab*				
lab*lab	0.882	0.191	0.161	
lab*tch	0.875	0.25	0.111	
lab*nch	0.0	0.25	0.111	
relative Natural Colour (NC)				
lab*lrj	0.882	0.235	0.084	
lab*tce	0.875	0.25	0.054	
lab*ncE	0.0	0.25	r21j	

Box c*=0.25, n*=0.25 — relative Inform. Technology (IT)

olvi3*	0.75	0.5	0.5	(1.0)
cmyn3*	0.25	0.5	0.5	(0.0)
olvi4*	1.0	0.75	0.75	0.75
cmyn4*	0.0	0.25	0.25	0.25
standard and adapted CIELAB				
LAB*LAB	60.33	19.23	16.14	
LAB*LABa	60.33	19.23	16.14	
LAB*TCHa	62.5	25.1	40.0	
relative CIELAB lab*				
lab*lab	0.632	0.192	0.161	
lab*tch	0.625	0.25	0.111	
lab*nch	0.25	0.25	0.111	
relative Natural Colour (NC)				
lab*lrj	0.632	0.236	0.084	
lab*tce	0.625	0.25	0.054	
lab*ncE	0.25	0.25	r21j	

Box c*=0.25, n*=0.50 — relative Inform. Technology (IT)

olvi3*	0.5	0.25	0.25	(1.0)
cmyn3*	0.5	0.75	0.75	(0.0)
olvi4*	1.0	0.75	0.75	0.5
cmyn4*	0.0	0.25	0.25	0.5
standard and adapted CIELAB				
LAB*LAB	36.48	19.23	16.14	
LAB*LABa	36.48	19.23	16.14	
LAB*TCHa	37.5	25.1	40.0	
relative CIELAB lab*				
lab*lab	0.382	0.192	0.161	
lab*tch	0.375	0.25	0.111	
lab*nch	0.5	0.25	0.111	
relative Natural Colour (NC)				
lab*lrj	0.382	0.236	0.084	
lab*tce	0.375	0.25	0.054	
lab*ncE	0.5	0.25	r21j	

Box c*=0.25, n*=0.75 — relative Inform. Technology (IT)

olvi3*	0.25	0.0	0.0	(1.0)
cmyn3*	0.75	1.0	1.0	(0.0)
olvi4*	1.0	0.75	0.75	0.25
cmyn4*	0.0	0.25	0.25	0.75
standard and adapted CIELAB				
LAB*LAB	12.64	19.22	16.13	
LAB*LABa	12.64	19.22	16.13	
LAB*TCHa	12.5	25.09	40.0	
relative CIELAB lab*				
lab*lab	0.132	0.191	0.161	
lab*tch	0.125	0.25	0.111	
lab*nch	0.75	0.25	0.111	
relative Natural Colour (NC)				
lab*lrj	0.132	0.235	0.084	
lab*tce	0.125	0.25	0.054	
lab*ncE	0.75	0.25	r21j	

Box c*=0.50, n*=0.00 — relative Inform. Technology (IT)

olvi3*	1.0	0.5	0.5	(1.0)
cmyn3*	0.0	0.5	0.5	(0.0)
olvi4*	1.0	0.5	0.5	1.0
cmyn4*	0.0	0.5	0.5	0.0
standard and adapted CIELAB				
LAB*LAB	72.95	38.45	32.27	
LAB*LABa	72.95	38.45	32.27	
LAB*TCHa	75.0	50.2	40.0	
relative CIELAB lab*				
lab*lab	0.765	0.383	0.321	
lab*tch	0.75	0.5	0.111	
lab*nch	0.0	0.5	0.111	
relative Natural Colour (NC)				
lab*lrj	0.765	0.471	0.167	
lab*tce	0.75	0.5	0.054	
lab*ncE	0.0	0.5	r21j	

Box c*=0.50, n*=0.25 — relative Inform. Technology (IT)

olvi3*	0.75	0.25	0.25	(1.0)
cmyn3*	0.25	0.75	0.75	(0.0)
olvi4*	1.0	0.5	0.5	0.75
cmyn4*	0.0	0.5	0.5	0.25
standard and adapted CIELAB				
LAB*LAB	49.11	38.46	32.28	
LAB*LABa	49.11	38.46	32.28	
LAB*TCHa	50.0	50.21	40.0	
relative CIELAB lab*				
lab*lab	0.515	0.383	0.321	
lab*tch	0.5	0.5	0.111	
lab*nch	0.25	0.5	0.111	
relative Natural Colour (NC)				
lab*lrj	0.515	0.471	0.167	
lab*tce	0.5	0.5	0.054	
lab*ncE	0.25	0.5	r21j	

Box c*=0.50, n*=0.50 — relative Inform. Technology (IT)

olvi3*	0.5	0.0	0.0	(1.0)
cmyn3*	0.5	1.0	1.0	(0.0)
olvi4*	1.0	0.5	0.5	0.5
cmyn4*	0.0	0.5	0.5	0.5
standard and adapted CIELAB				
LAB*LAB	25.26	38.45	32.27	
LAB*LABa	25.26	38.45	32.27	
LAB*TCHa	25.01	50.2	40.0	
relative CIELAB lab*				
lab*lab	0.265	0.383	0.321	
lab*tch	0.25	0.5	0.111	
lab*nch	0.5	0.5	0.111	
relative Natural Colour (NC)				
lab*lrj	0.265	0.471	0.167	
lab*tce	0.25	0.5	0.054	
lab*ncE	0.5	0.5	r21j	

Box c*=0.75, n*=0.00 — relative Inform. Technology (IT)

olvi3*	1.0	0.25	0.25	(1.0)
cmyn3*	0.0	0.75	0.75	(0.0)
olvi4*	1.0	0.25	0.25	1.0
cmyn4*	0.0	0.75	0.75	0.0
standard and adapted CIELAB				
LAB*LAB	61.72	57.68	48.41	
LAB*LABa	61.72	57.68	48.41	
LAB*TCHa	62.5	75.3	40.0	
relative CIELAB lab*				
lab*lab	0.647	0.574	0.482	
lab*tch	0.625	0.75	0.111	
lab*nch	0.0	0.75	0.111	
relative Natural Colour (NC)				
lab*lrj	0.647	0.707	0.251	
lab*tce	0.625	0.75	0.054	
lab*ncE	0.0	0.75	r21j	

Box c*=0.75, n*=0.25 — relative Inform. Technology (IT)

olvi3*	0.75	0.0	0.0	(1.0)
cmyn3*	0.25	1.0	1.0	(0.0)
olvi4*	1.0	0.25	0.25	0.75
cmyn4*	0.0	0.75	0.75	0.25
standard and adapted CIELAB				
LAB*LAB	37.88	57.68	48.41	
LAB*LABa	37.88	57.68	48.41	
LAB*TCHa	37.51	75.3	40.0	
relative CIELAB lab*				
lab*lab	0.397	0.574	0.482	
lab*tch	0.375	0.75	0.111	
lab*nch	0.25	0.75	0.111	
relative Natural Colour (NC)				
lab*lrj	0.397	0.707	0.251	
lab*tce	0.375	0.75	0.054	
lab*ncE	0.25	0.75	r21j	

Box c*=1.00, n*=0.00 — relative Inform. Technology (IT)

olvi3*	1.0	0.0	0.0	(1.0)
cmyn3*	0.0	1.0	1.0	(0.0)
olvi4*	1.0	0.0	0.0	1.0
cmyn4*	0.0	1.0	1.0	0.0
standard and adapted CIELAB				
LAB*LAB	50.5	76.9	64.54	
LAB*LABa	50.5	76.9	64.54	
LAB*TCHa	50.0	100.4	40.0	
relative CIELAB lab*				
lab*lab	0.529	0.766	0.643	
lab*tch	0.5	1.0	0.111	
lab*nch	0.0	1.0	0.111	
relative Natural Colour (NC)				
lab*lrj	0.529	0.942	0.335	
lab*tce	0.5	1.0	0.054	
lab*ncE	0.0	1.0	r21j	

*n** = 0,00 *n** = 0,25 *n** = 0,50 *n** = 1,0
Schwarzheit *n**
0,25 0,50 0,75 1,00
relative Buntheit *c**

OG580−7, 5 stufige Reihen für konstanten CIELAB Buntton 22/360 = 0.061 (links)
5 stufige Reihen für konstanten CIELAB Buntton 40/360 = 0.111 (rechts)

BAM-Registrierung: 20060101-OG58/10S/S58G00FP.PS/.PDF BAM-Material: Code=rha4ta
Anwendung für Beurteilung und Messung von Drucker− oder Monitorsystemen
/OG58/ Form: 1/10, Serie: 1/1, Seite: 1
Seitenz hlung 1

Eingabe: Farbmetrisches Fernseh-Licht-System TLS70

für Buntton *h = lab*h = 107/360 = 0.298**
lab*tch* und *lab*nch

D65: Buntton Y
LCH*Ma: 94 36 107
olv*Ma: 1.0 1.0 0.0

Dreiecks-Helligkeit *t**

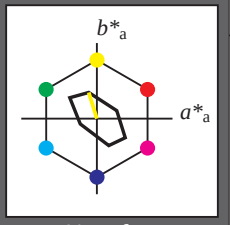

%Umfang

u*rel = 16

TLS70; adaptierte CIELAB-Daten

	L*=L*a	a*a	b*a	C*ab,a	h*ab,a
O_{Ma}	76.43	26.27	10.57	28.32	22
Y_{Ma}	93.93	−10.76	34.63	36.27	107
L_{Ma}	89.32	−35.8	27.64	45.24	142
C_{Ma}	90.93	−21.95	−7.07	23.07	198
V_{Ma}	72.1	15.76	−35.63	38.97	294
M_{Ma}	78.5	37.52	−25.23	45.22	326
N_{Ma}	69.7	0.0	0.0	0.0	0
W_{Ma}	95.41	0.0	0.0	0.0	0
R_{CIE}	39.92	58.74	27.99	65.07	25
J_{CIE}	81.26	−2.88	71.56	71.62	92
G_{CIE}	52.23	−42.41	13.6	44.55	162
B_{CIE}	30.57	1.41	−46.46	46.49	272

%Regularität

g*H,rel = 34

g*C,rel = 51

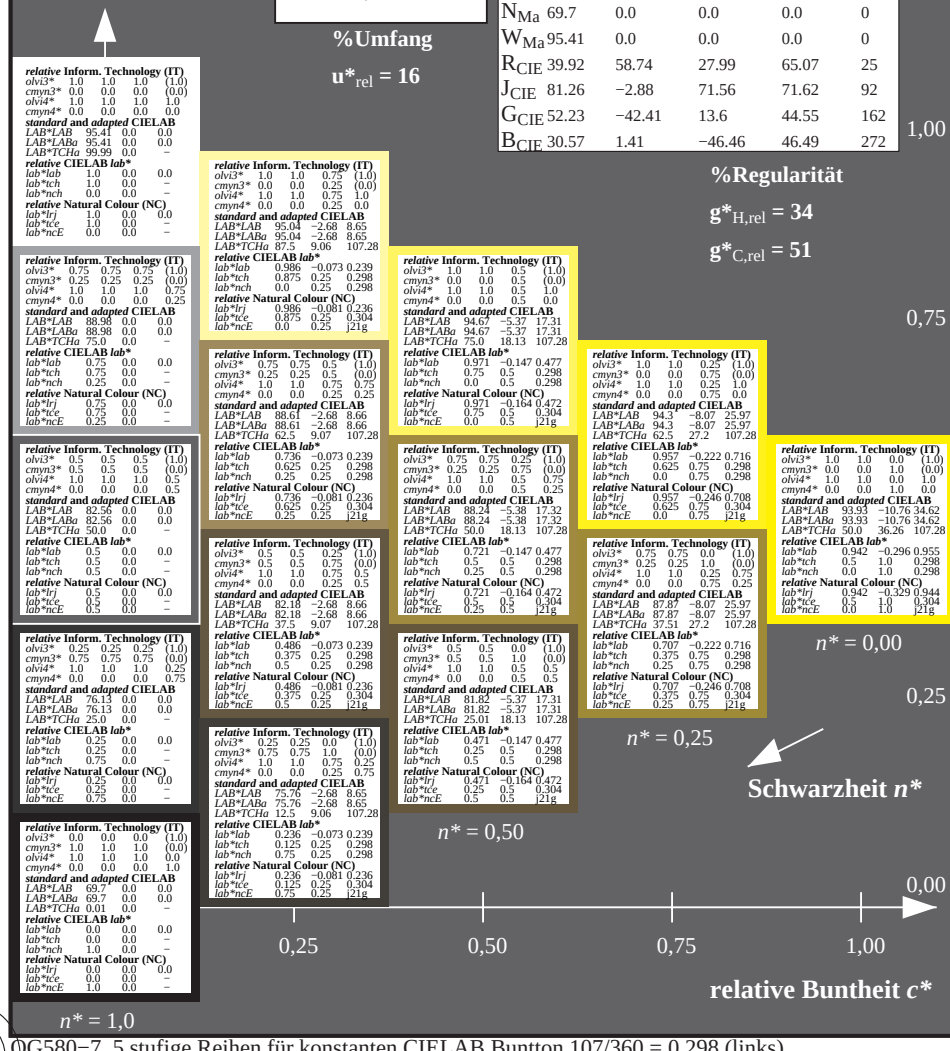

OG580−7, 5 stufige Reihen für konstanten CIELAB Buntton 107/360 = 0.298 (links)

Ausgabe: Farbmetrisches Fernseh-Licht-System TLS00

für Buntton *h = lab*h = 103/360 = 0.286**
lab*tch* und *lab*nch

D65: Buntton Y
LCH*Ma: 93 93 103
olv*Ma: 1.0 1.0 0.0

Dreiecks-Helligkeit *t**

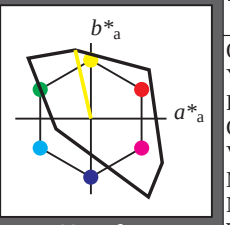

%Umfang

u*rel = 158

TLS00; adaptierte CIELAB-Daten

	L*=L*a	a*a	b*a	C*ab,a	h*ab,a
O_{Ma}	50.5	76.92	64.55	100.42	40
Y_{Ma}	92.66	−20.69	90.75	93.08	103
L_{Ma}	83.63	−82.75	79.9	115.04	136
C_{Ma}	86.88	−46.16	−13.55	48.12	196
V_{Ma}	30.39	76.06	−103.59	128.52	306
M_{Ma}	57.3	94.35	−58.41	110.97	328
N_{Ma}	0.01	0.0	0.0	0.0	0
W_{Ma}	95.41	0.0	0.0	0.0	0
R_{CIE}	39.92	58.74	27.99	65.07	25
J_{CIE}	81.26	−2.88	71.56	71.62	92
G_{CIE}	52.23	−42.41	13.6	44.55	162
B_{CIE}	30.57	1.41	−46.46	46.49	272

%Regularität

g*H,rel = 20

g*C,rel = 37

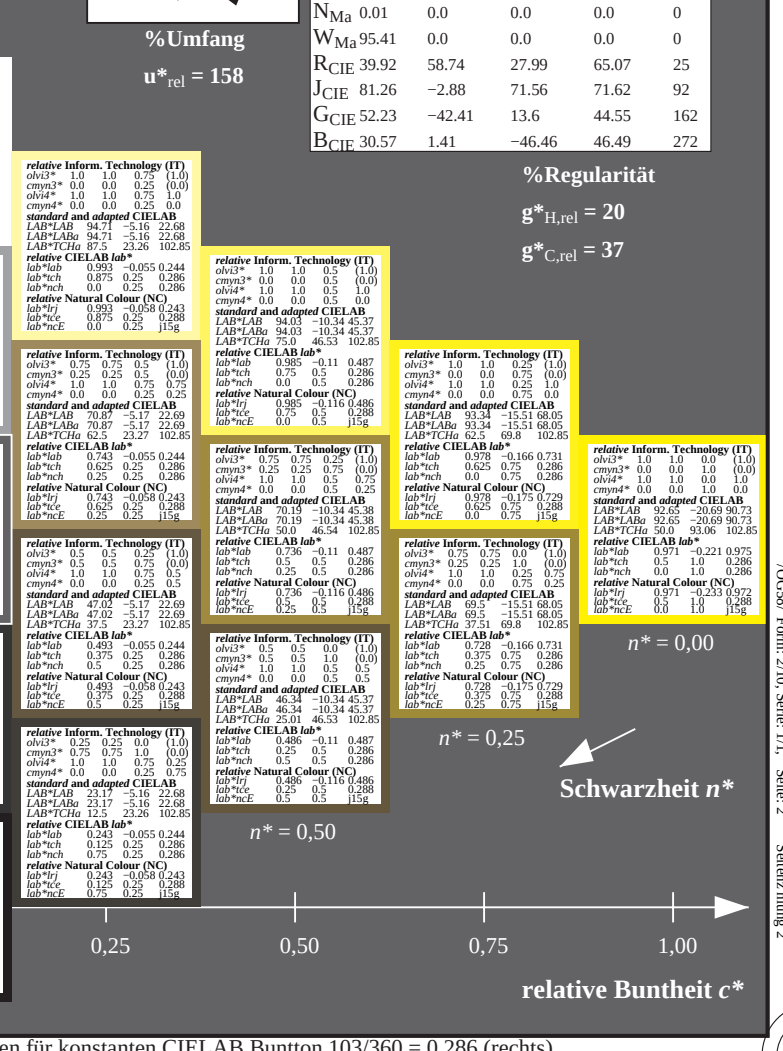

5 stufige Reihen für konstanten CIELAB Buntton 103/360 = 0.286 (rechts)

Siehe ähnliche Dateien: http://www.ps.bam.de/OG58/
Technische Information: http://www.ps.bam.de Version 2.1, io=0,0, CIELAB

BAM-Registrierung: 20060101-OG58/10S/S58G01FP.PS/.PDF BAM-Material: Code=rha4ta
Anwendung für Beurteilung und Messung von Drucker– oder Monitorsystemen
/OG58/ Form: 2/10, Serie: 1/1, Seite: 2 Seitenz hlung 2

Siehe ähnliche Dateien: http://www.ps.bam.de/OG58/
Technische Information: http://www.ps.bam.de Version 2.1, io=0,0, CIELAB

BAM-Registrierung: 20060101-OG58/10S/S58G02FP.PS/.PDF BAM-Material: Code=rha4ta
Anwendung für Beurteilung und Messung von Drucker– oder Monitorsystemen
/OG58/ Form: 3/10, Serie: 1/1, Seite: 3 Seitenz hlung 3

Eingabe: Farbmetrisches Fernseh-Licht-System TLS70

für Buntton *h = lab*h = 142/360 = 0.395**
lab*tch* und *lab*nch

D65: Buntton L
LCH*Ma: 89 45 142
olv*Ma: 0.0 1.0 0.0

Dreiecks-Helligkeit *t**

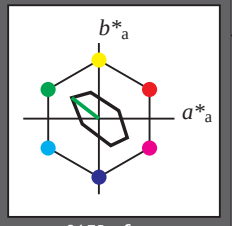

%Umfang
u*rel = 16

TLS70; adaptierte CIELAB-Daten

	L*=L*a	a*a	b*a	C*ab,a	h*ab,a
O_{Ma}	76.43	26.27	10.57	28.32	22
Y_{Ma}	93.93	−10.76	34.63	36.27	107
L_{Ma}	89.32	−35.8	27.64	45.24	142
C_{Ma}	90.93	−21.95	−7.07	23.07	198
V_{Ma}	72.1	15.76	−35.63	38.97	294
M_{Ma}	78.5	37.52	−25.23	45.22	326
N_{Ma}	69.7	0.0	0.0	0.0	0
W_{Ma}	95.41	0.0	0.0	0.0	0
R_{CIE}	39.92	58.74	27.99	65.07	25
J_{CIE}	81.26	−2.88	71.56	71.62	92
G_{CIE}	52.23	−42.41	13.6	44.55	162
B_{CIE}	30.57	1.41	−46.46	46.49	272

%Regularität
g*H,rel = 34
g*C,rel = 51

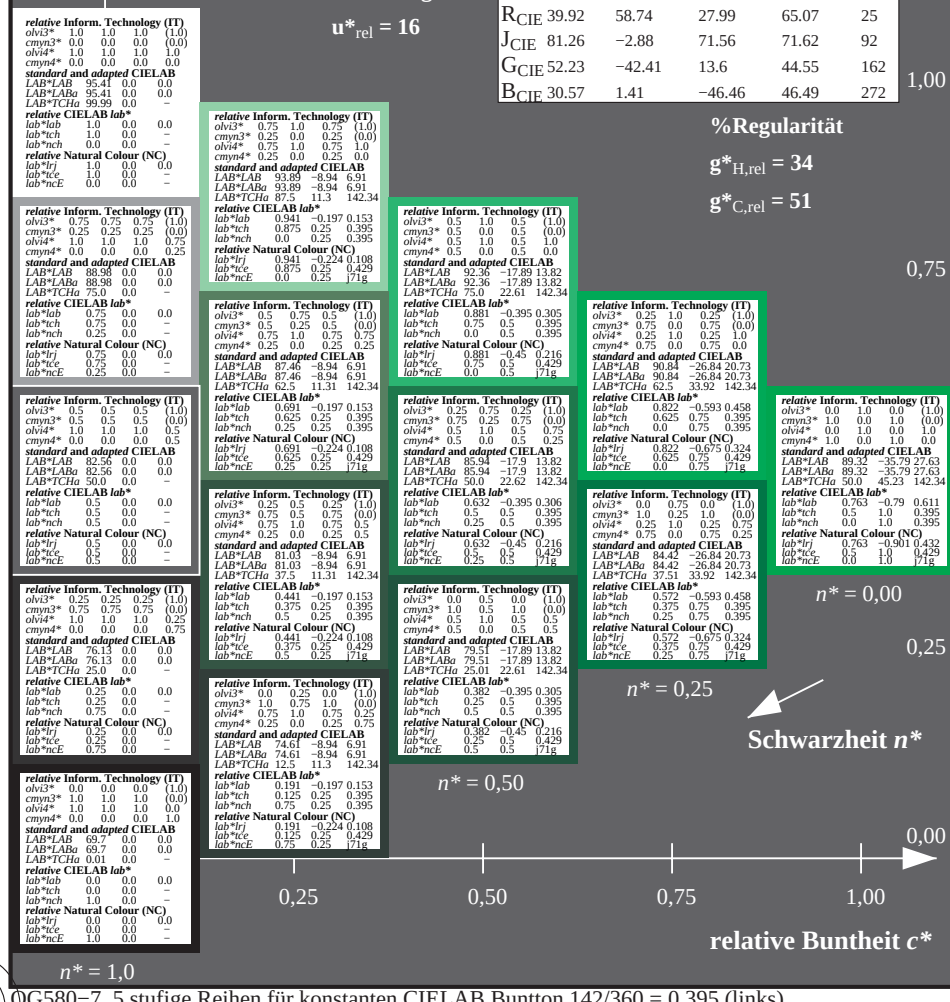

Ausgabe: Farbmetrisches Fernseh-Licht-System TLS00

für Buntton *h = lab*h = 136/360 = 0.378**
lab*tch* und *lab*nch

D65: Buntton L
LCH*Ma: 84 115 136
olv*Ma: 0.0 1.0 0.0

Dreiecks-Helligkeit *t**

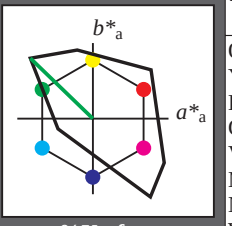

%Umfang
u*rel = 158

TLS00; adaptierte CIELAB-Daten

	L*=L*a	a*a	b*a	C*ab,a	h*ab,a
O_{Ma}	50.5	76.92	64.55	100.42	40
Y_{Ma}	92.66	−20.69	90.75	93.08	103
L_{Ma}	83.63	−82.75	79.9	115.04	136
C_{Ma}	86.88	−46.16	−13.55	48.12	196
V_{Ma}	30.39	76.06	−103.59	128.52	306
M_{Ma}	57.3	94.35	−58.41	110.97	328
N_{Ma}	0.01	0.0	0.0	0.0	0
W_{Ma}	95.41	0.0	0.0	0.0	0
R_{CIE}	39.92	58.74	27.99	65.07	25
J_{CIE}	81.26	−2.88	71.56	71.62	92
G_{CIE}	52.23	−42.41	13.6	44.55	162
B_{CIE}	30.57	1.41	−46.46	46.49	272

%Regularität
g*H,rel = 20
g*C,rel = 37

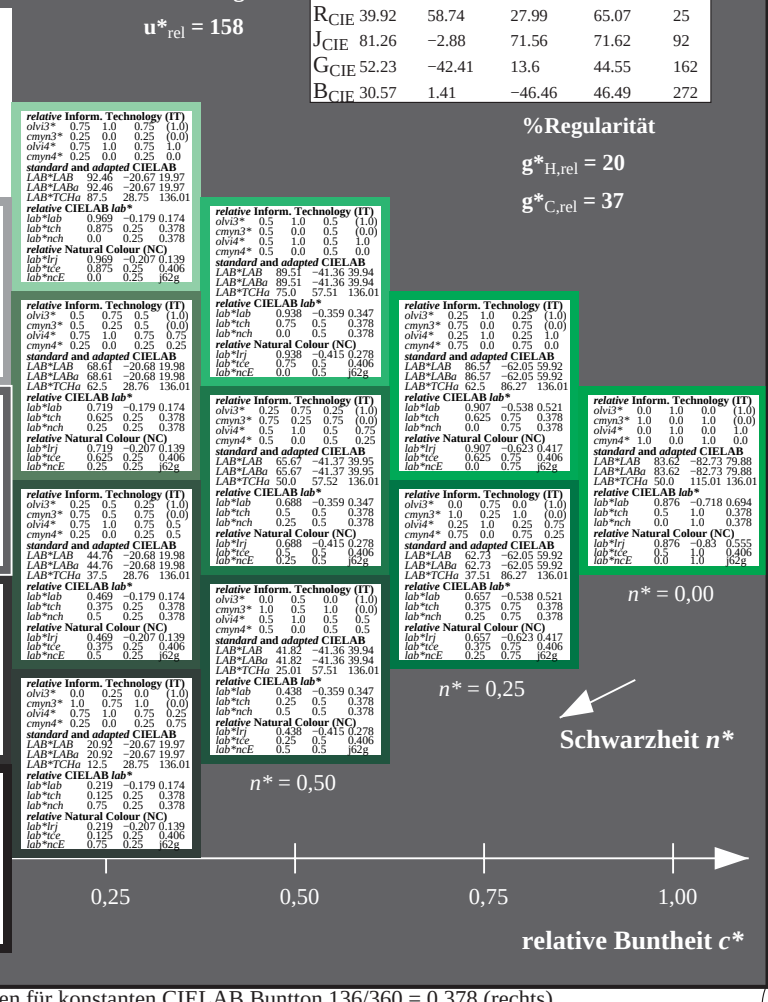

OG580−7, 5 stufige Reihen für konstanten CIELAB Buntton 142/360 = 0.395 (links)
5 stufige Reihen für konstanten CIELAB Buntton 136/360 = 0.378 (rechts)

BAM-Prüfvorlage OG58; Farbmetrik-Systeme TLS70 & TLS00 input: *cmy0* setcmykcolor*
D65: 2 Koordinatendaten von 5stufigen Farbreihen für 10 Buntton output: *cmy0* / 000n* setcmykcolor*

Eingabe: Farbmetrisches Fernseh-Licht-System TLS70

für Buntton *h = lab*h = 198/360 = 0.55**
lab*tch* und *lab*nch

D65: Buntton C
LCH*Ma: 91 23 198
olv*Ma: 0.0 1.0 1.0

Dreiecks-Helligkeit *t**

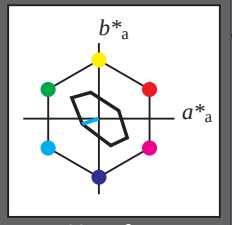

%Umfang

u^*_{rel} = 16

TLS70; adaptierte CIELAB-Daten

	$L^*=L^*_a$	a^*_a	b^*_a	$C^*_{ab,a}$	$h^*_{ab,a}$
O_{Ma}	76.43	26.27	10.57	28.32	22
Y_{Ma}	93.93	−10.76	34.63	36.27	107
L_{Ma}	89.32	−35.8	27.64	45.24	142
C_{Ma}	90.93	−21.95	−7.07	23.07	198
V_{Ma}	72.1	15.76	−35.63	38.97	294
M_{Ma}	78.5	37.52	−25.23	45.22	326
N_{Ma}	69.7	0.0	0.0	0.0	0
W_{Ma}	95.41	0.0	0.0	0.0	0
R_{CIE}	39.92	58.74	27.99	65.07	25
J_{CIE}	81.26	−2.88	71.56	71.62	92
G_{CIE}	52.23	−42.41	13.6	44.55	162
B_{CIE}	30.57	1.41	−46.46	46.49	272

%Regularität

$g^*_{H,rel}$ = 34

$g^*_{C,rel}$ = 51

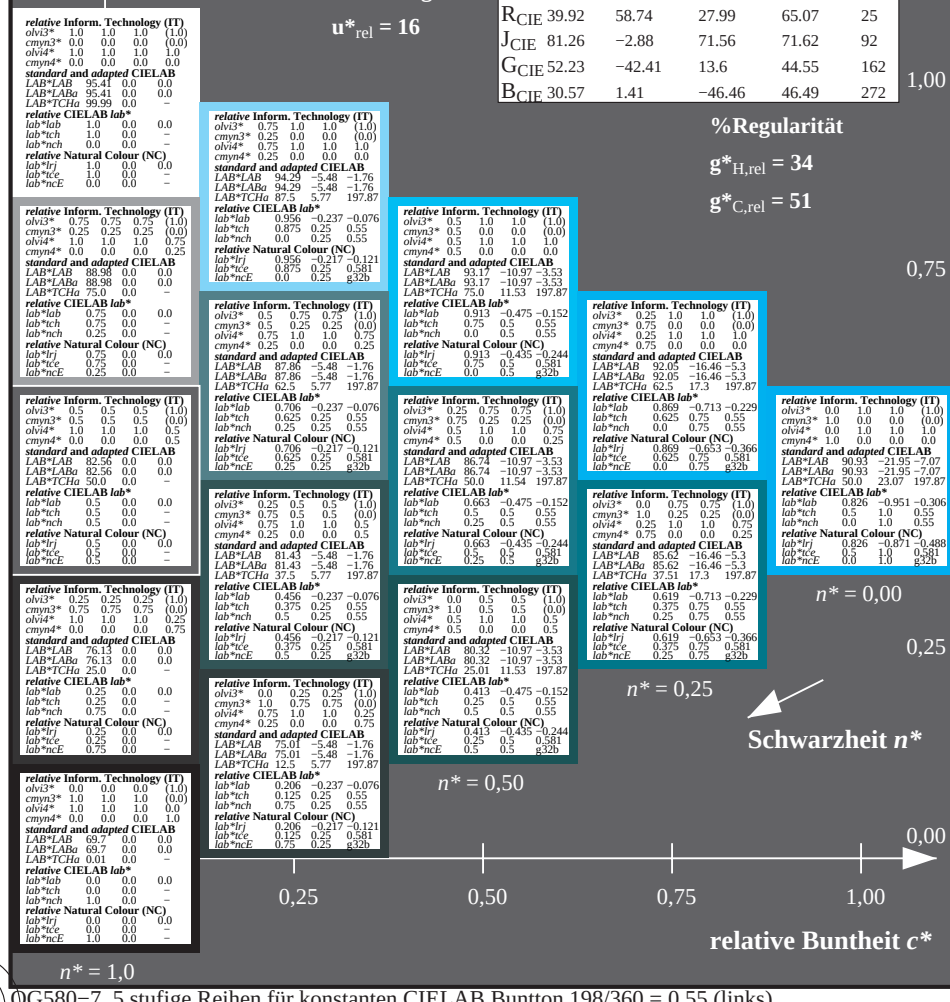

Ausgabe: Farbmetrisches Fernseh-Licht-System TLS00

für Buntton *h = lab*h = 196/360 = 0.545**
lab*tch* und *lab*nch

D65: Buntton C
LCH*Ma: 87 48 196
olv*Ma: 0.0 1.0 1.0

Dreiecks-Helligkeit *t**

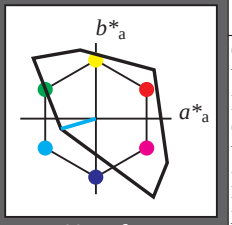

%Umfang

u^*_{rel} = 158

TLS00; adaptierte CIELAB-Daten

	$L^*=L^*_a$	a^*_a	b^*_a	$C^*_{ab,a}$	$h^*_{ab,a}$
O_{Ma}	50.5	76.92	64.55	100.42	40
Y_{Ma}	92.66	−20.69	90.75	93.08	103
L_{Ma}	83.63	−82.75	79.9	115.04	136
C_{Ma}	86.88	−46.16	−13.55	48.12	196
V_{Ma}	30.39	76.06	−103.59	128.52	306
M_{Ma}	57.3	94.35	−58.41	110.97	328
N_{Ma}	0.01	0.0	0.0	0.0	0
W_{Ma}	95.41	0.0	0.0	0.0	0
R_{CIE}	39.92	58.74	27.99	65.07	25
J_{CIE}	81.26	−2.88	71.56	71.62	92
G_{CIE}	52.23	−42.41	13.6	44.55	162
B_{CIE}	30.57	1.41	−46.46	46.49	272

%Regularität

$g^*_{H,rel}$ = 20

$g^*_{C,rel}$ = 37

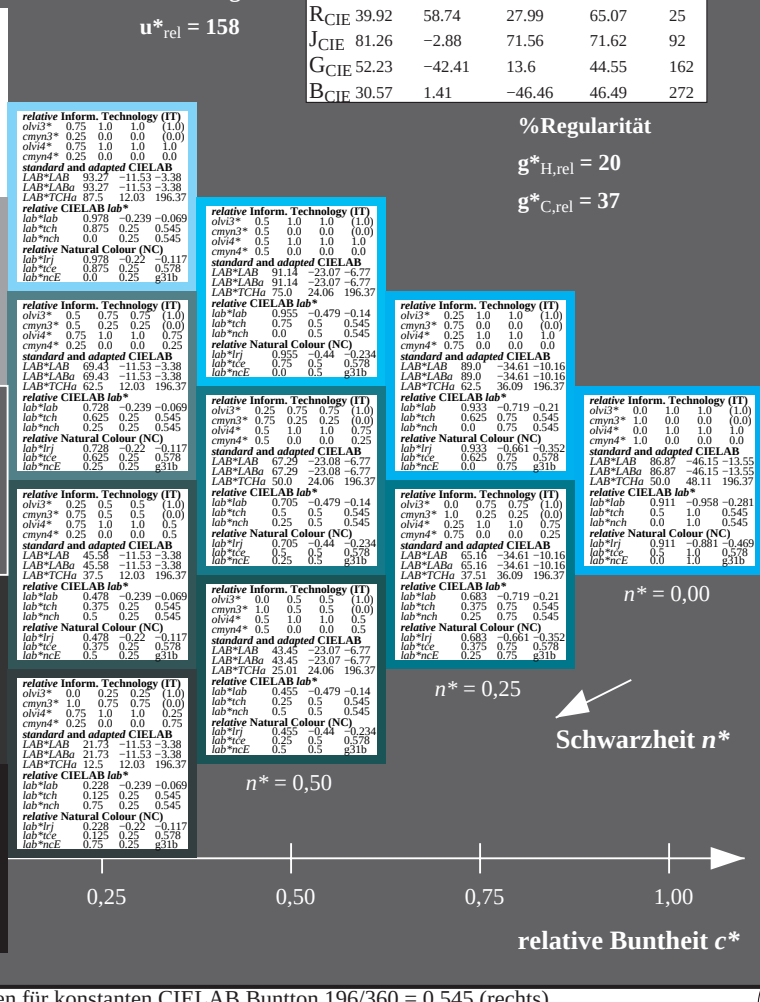

OG580−7, 5 stufige Reihen für konstanten CIELAB Buntton 198/360 = 0.55 (links)

5 stufige Reihen für konstanten CIELAB Buntton 196/360 = 0.545 (rechts)

BAM-Prüfvorlage OG58; Farbmetrik-Systeme TLS70 & TLS00 input: *cmy0* setcmykcolor*
D65: 2 Koordinatendaten von 5stufigen Farbreihen für 10 Buntton output: *cmy0* / 000n* setcmykcolor*

Siehe ähnliche Dateien: http://www.ps.bam.de/OG58/
Technische Information: http://www.ps.bam.de Version 2.1, io=0,0, CIELAB

BAM-Registrierung: 20060101-OG58/10S/S58G03FP.PS/.PDF BAM-Material: Code=rha4ta
Anwendung für Beurteilung und Messung von Drucker− oder Monitorsystemen
/OG58/ Form: 4/10, Serie: 1/1, Seite: 4 Sattenz hlung 4

Siehe ähnliche Dateien: http://www.ps.bam.de/OG58/
Technische Information: http://www.ps.bam.de Version 2.1, io=0,0, CIELAB

Eingabe: Farbmetrisches Fernseh-Licht-System TLS70

für Buntton $h^* = lab^*h = 294/360 = 0.816$
lab*tch* und *lab*nch

D65: Buntton V
LCH*Ma: 72 39 294
olv*Ma: 0.0 0.0 1.0
Dreiecks-Helligkeit t^*

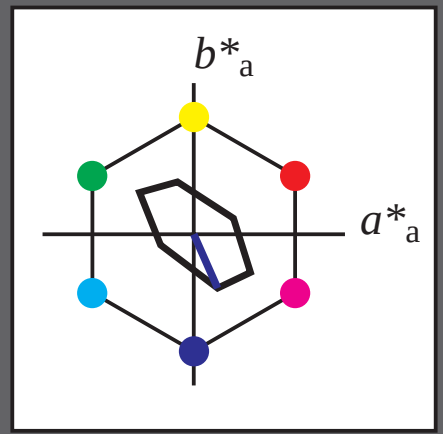

%Umfang
$u^*_{rel} = 16$

TLS70; adaptierte CIELAB-Daten

	$L^*=L^*_a$	a^*_a	b^*_a	$C^*_{ab,a}$	$h^*_{ab,a}$
O_{Ma}	76.43	26.27	10.57	28.32	22
Y_{Ma}	93.93	−10.76	34.63	36.27	107
L_{Ma}	89.32	−35.8	27.64	45.24	142
C_{Ma}	90.93	−21.95	−7.07	23.07	198
V_{Ma}	72.1	15.76	−35.63	38.97	294
M_{Ma}	78.5	37.52	−25.23	45.22	326
N_{Ma}	69.7	0.0	0.0	0.0	0
W_{Ma}	95.41	0.0	0.0	0.0	0
R_{CIE}	39.92	58.74	27.99	65.07	25
J_{CIE}	81.26	−2.88	71.56	71.62	92
G_{CIE}	52.23	−42.41	13.6	44.55	162
B_{CIE}	30.57	1.41	−46.46	46.49	272

%Regularität
$g^*_{H,rel} = 34$
$g^*_{C,rel} = 51$

1,00
0,75
0,25
0,00

$n^* = 0,00$
$n^* = 0,25$
$n^* = 0,50$
$n^* = 1,0$

Schwarzheit n^*

0,25 0,50 0,75 1,00
relative Buntheit c^*

Ausgabe: Farbmetrisches Fernseh-Licht-System TLS00

für Buntton $h^* = lab^*h = 306/360 = 0.851$
lab*tch* und *lab*nch

D65: Buntton V
LCH*Ma: 30 129 306
olv*Ma: 0.0 0.0 1.0
Dreiecks-Helligkeit t^*

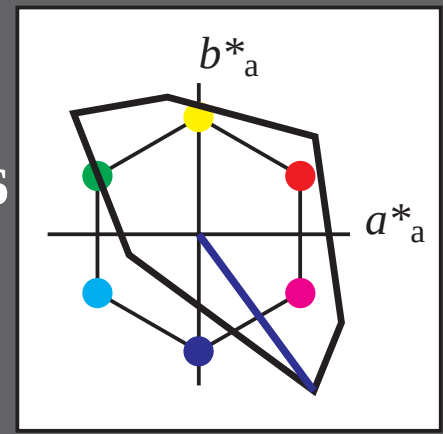

%Umfang
$u^*_{rel} = 158$

TLS00; adaptierte CIELAB-Daten

	$L^*=L^*_a$	a^*_a	b^*_a	$C^*_{ab,a}$	$h^*_{ab,a}$
O_{Ma}	50.5	76.92	64.55	100.42	40
Y_{Ma}	92.66	−20.69	90.75	93.08	103
L_{Ma}	83.63	−82.75	79.9	115.04	136
C_{Ma}	86.88	−46.16	−13.55	48.12	196
V_{Ma}	30.39	76.06	−103.59	128.52	306
M_{Ma}	57.3	94.35	−58.41	110.97	328
N_{Ma}	0.01	0.0	0.0	0.0	0
W_{Ma}	95.41	0.0	0.0	0.0	0
R_{CIE}	39.92	58.74	27.99	65.07	25
J_{CIE}	81.26	−2.88	71.56	71.62	92
G_{CIE}	52.23	−42.41	13.6	44.55	162
B_{CIE}	30.57	1.41	−46.46	46.49	272

%Regularität
$g^*_{H,rel} = 20$
$g^*_{C,rel} = 37$

$n^* = 0,00$
$n^* = 0,25$
$n^* = 0,50$
$n^* = 1,0$

Schwarzheit n^*

0,25 0,50 0,75 1,00
relative Buntheit c^*

BAM-Registrierung: 20060101-OG58/10S/S58G04FP.PS/.PDF BAM-Material: Code=rha4ta
Anwendung für Beurteilung und Messung von Drucker– oder Monitorsystemen
/OG58/ Form: 5/10, Serie: 1/1, Seite: 5 Seitenz hlung 5

OG580−7, 5 stufige Reihen für konstanten CIELAB Buntton 294/360 = 0.816 (links) 5 stufige Reihen für konstanten CIELAB Buntton 306/360 = 0.851 (rechts)

Eingabe: Farbmetrisches Fernseh-Licht-System TLS70

für Buntton $h^* = lab^*h = 326/360 = 0.906$

lab*tch* und *lab*nch

D65: Buntton M

LCH*Ma: 79 45 326

olv*Ma: 1.0 0.0 1.0

Dreiecks-Helligkeit t^*

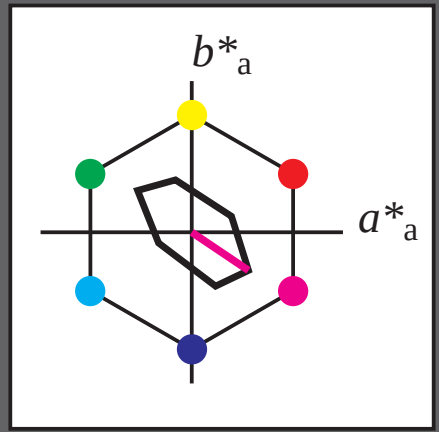

%Umfang

u^*_{rel} = 16

TLS70; adaptierte CIELAB-Daten

	$L^*=L^*_a$	a^*_a	b^*_a	$C^*_{ab,a}$	$h^*_{ab,a}$
O_{Ma}	76.43	26.27	10.57	28.32	22
Y_{Ma}	93.93	−10.76	34.63	36.27	107
L_{Ma}	89.32	−35.8	27.64	45.24	142
C_{Ma}	90.93	−21.95	−7.07	23.07	198
V_{Ma}	72.1	15.76	−35.63	38.97	294
M_{Ma}	78.5	37.52	−25.23	45.22	326
N_{Ma}	69.7	0.0	0.0	0.0	0
W_{Ma}	95.41	0.0	0.0	0.0	0
R_{CIE}	39.92	58.74	27.99	65.07	25
J_{CIE}	81.26	−2.88	71.56	71.62	92
G_{CIE}	52.23	−42.41	13.6	44.55	162
B_{CIE}	30.57	1.41	−46.46	46.49	272

%Regularität

$g^*_{H,rel}$ = 34

$g^*_{C,rel}$ = 51

1,00

0,75

0,25

0,00

n^* = 0,00

n^* = 0,25

n^* = 0,50

n^* = 1,0

Schwarzheit n^*

0,25 0,50 0,75 1,00

relative Buntheit c^*

Ausgabe: Farbmetrisches Fernseh-Licht-System TLS00

für Buntton $h^* = lab^*h = 328/360 = 0.912$

lab*tch* und *lab*nch

D65: Buntton M

LCH*Ma: 57 111 328

olv*Ma: 1.0 0.0 1.0

Dreiecks-Helligkeit t^*

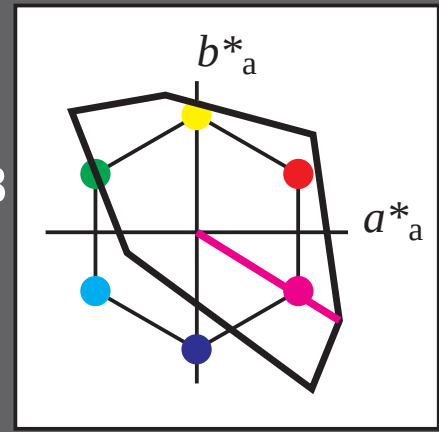

%Umfang

u^*_{rel} = 158

TLS00; adaptierte CIELAB-Daten

	$L^*=L^*_a$	a^*_a	b^*_a	$C^*_{ab,a}$	$h^*_{ab,a}$
O_{Ma}	50.5	76.92	64.55	100.42	40
Y_{Ma}	92.66	−20.69	90.75	93.08	103
L_{Ma}	83.63	−82.75	79.9	115.04	136
C_{Ma}	86.88	−46.16	−13.55	48.12	196
V_{Ma}	30.39	76.06	−103.59	128.52	306
M_{Ma}	57.3	94.35	−58.41	110.97	328
N_{Ma}	0.01	0.0	0.0	0.0	0
W_{Ma}	95.41	0.0	0.0	0.0	0
R_{CIE}	39.92	58.74	27.99	65.07	25
J_{CIE}	81.26	−2.88	71.56	71.62	92
G_{CIE}	52.23	−42.41	13.6	44.55	162
B_{CIE}	30.57	1.41	−46.46	46.49	272

%Regularität

$g^*_{H,rel}$ = 20

$g^*_{C,rel}$ = 37

n^* = 0,00

n^* = 0,25

n^* = 0,50

n^* = 1,0

Schwarzheit n^*

0,25 0,50 0,75 1,00

relative Buntheit c^*

OG580−7, 5 stufige Reihen für konstanten CIELAB Buntton 326/360 = 0.906 (links)

5 stufige Reihen für konstanten CIELAB Buntton 328/360 = 0.912 (rechts)

Siehe ähnliche Dateien: http://www.ps.bam.de/OG58/
Technische Information: http://www.ps.bam.de Version 2.1, io=0,0, CIELAB

BAM-Registrierung: 20060101-OG58/10S/S58G05FP.PS/.PDF BAM-Material: Code=rha4ta
Anwendung für Beurteilung und Messung von Drucker− oder Monitorsystemen

BAM-Prüfvorlage OG58; Farbmetrik-Systeme TLS70 & TLS00 input: *cmy0* setcmykcolor*
D65: 2 Koordinatendaten von 5stufigen Farbreihen für 10 Bunttöne output: *cmy0* / 000n* setcmykcolor*

Eingabe: Farbmetrisches Fernseh-Licht-System TLS70

für Buntton $h^* = lab^*h = 25/360 = 0.071$
lab^*tch und lab^*nch

D65: Buntton R
LCH*Ma: 77 27 25
olv*Ma: 1.0 0.05 0.0

Dreiecks-Helligkeit t^*

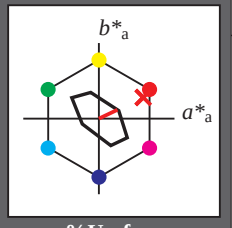

%Umfang

u^*_{rel} = 16

TLS70; adaptierte CIELAB-Daten

	$L^*=L^*_a$	a^*_a	b^*_a	$C^*_{ab,a}$	$h^*_{ab,a}$
O_{Ma}	76.43	26.27	10.57	28.32	22
Y_{Ma}	93.93	−10.76	34.63	36.27	107
L_{Ma}	89.32	−35.8	27.64	45.24	142
C_{Ma}	90.93	−21.95	−7.07	23.07	198
V_{Ma}	72.1	15.76	−35.63	38.97	294
M_{Ma}	78.5	37.52	−25.23	45.22	326
N_{Ma}	69.7	0.0	0.0	0.0	0
W_{Ma}	95.41	0.0	0.0	0.0	0
R_{CIE}	39.92	58.74	27.99	65.07	25
J_{CIE}	81.26	−2.88	71.56	71.62	92
G_{CIE}	52.23	−42.41	13.6	44.55	162
B_{CIE}	30.57	1.41	−46.46	46.49	272

%Regularität

$g^*_{H,rel}$ = 34

$g^*_{C,rel}$ = 51

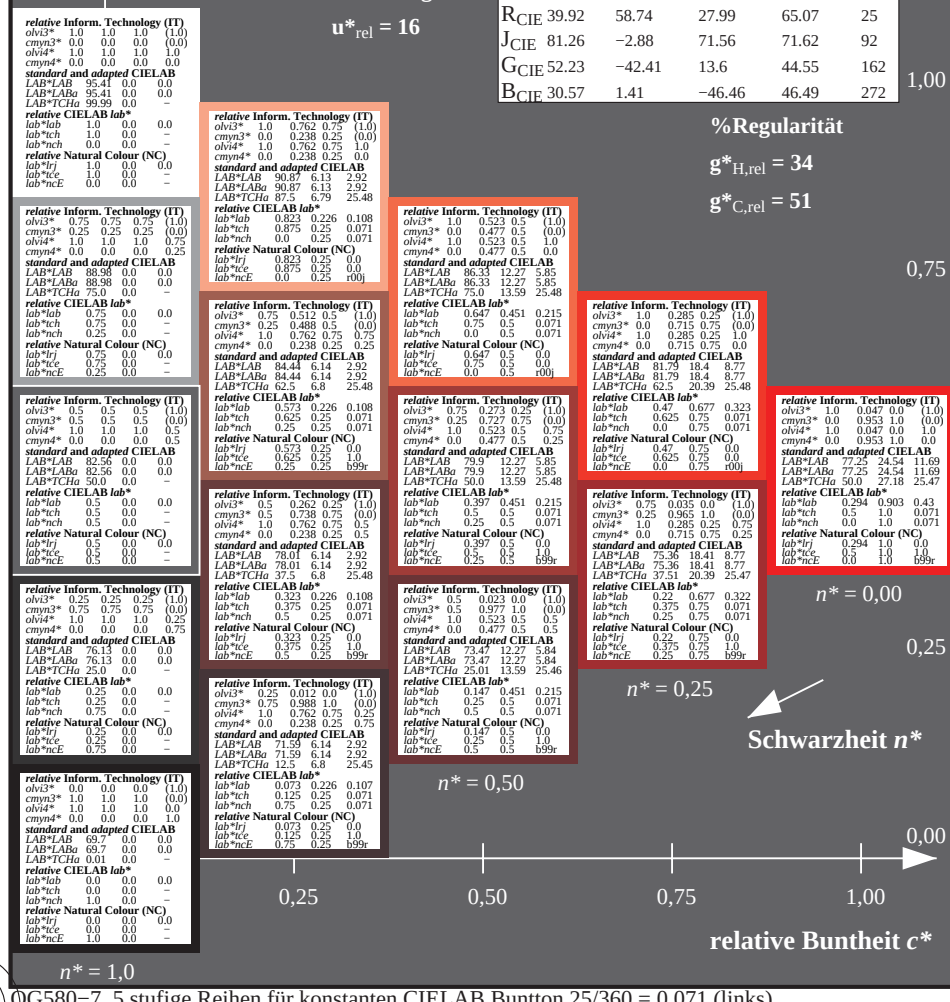

Ausgabe: Farbmetrisches Fernseh-Licht-System TLS00

für Buntton $h^* = lab^*h = 25/360 = 0.071$
lab^*tch und lab^*nch

D65: Buntton R
LCH*Ma: 52 89 25
olv*Ma: 1.0 0.0 0.21

Dreiecks-Helligkeit t^*

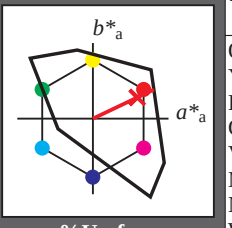

%Umfang

u^*_{rel} = 158

TLS00; adaptierte CIELAB-Daten

	$L^*=L^*_a$	a^*_a	b^*_a	$C^*_{ab,a}$	$h^*_{ab,a}$
O_{Ma}	50.5	76.92	64.55	100.42	40
Y_{Ma}	92.66	−20.69	90.75	93.08	103
L_{Ma}	83.63	−82.75	79.9	115.04	136
C_{Ma}	86.88	−46.16	−13.55	48.12	196
V_{Ma}	30.39	76.06	−103.59	128.52	306
M_{Ma}	57.3	94.35	−58.41	110.97	328
N_{Ma}	0.01	0.0	0.0	0.0	0
W_{Ma}	95.41	0.0	0.0	0.0	0
R_{CIE}	39.92	58.74	27.99	65.07	25
J_{CIE}	81.26	−2.88	71.56	71.62	92
G_{CIE}	52.23	−42.41	13.6	44.55	162
B_{CIE}	30.57	1.41	−46.46	46.49	272

%Regularität

$g^*_{H,rel}$ = 20

$g^*_{C,rel}$ = 37

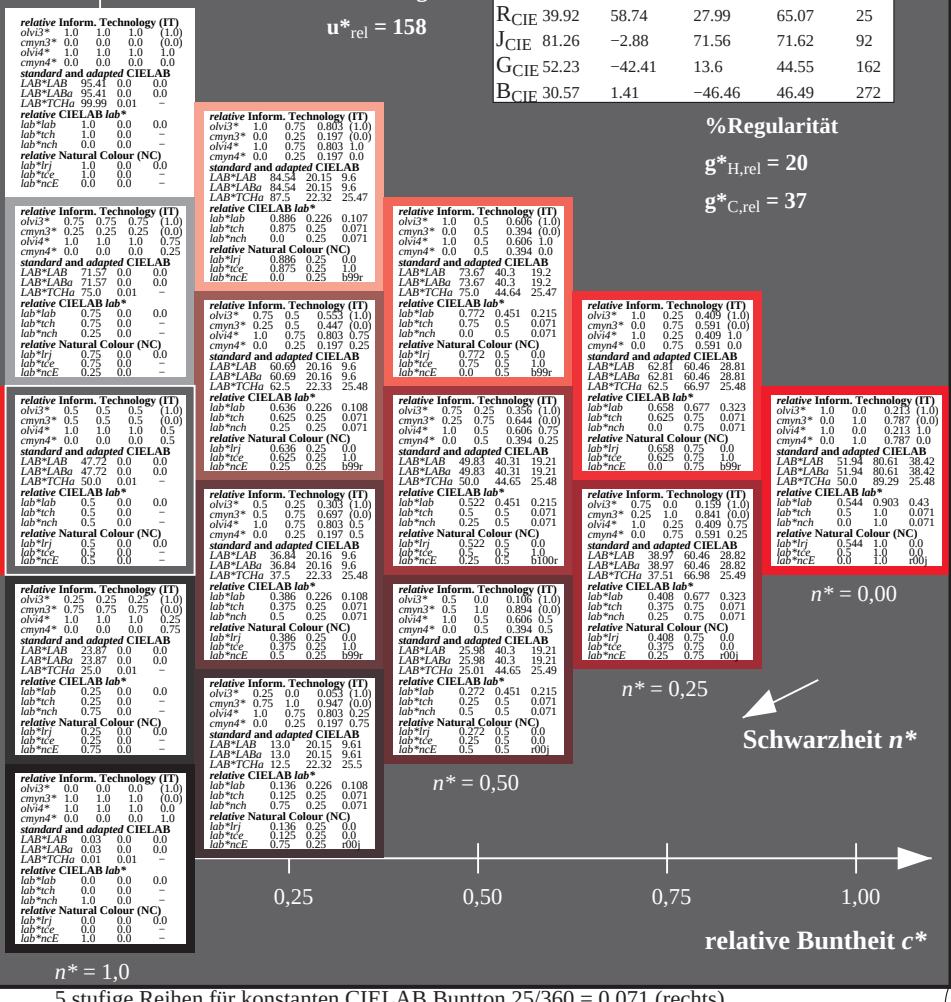

OG580−7, 5 stufige Reihen für konstanten CIELAB Buntton 25/360 = 0.071 (links)

5 stufige Reihen für konstanten CIELAB Buntton 25/360 = 0.071 (rechts)

BAM-Prüfvorlage OG58; Farbmetrik-Systeme TLS70 & TLS00 input: *cmy0* setcmykcolor*
D65: 2 Koordinatendaten von 5stufigen Farbreihen für 10 Buntton output: *cmy0* / 000n* setcmykcolor*

Siehe ähnliche Dateien: http://www.ps.bam.de/OG58/
Technische Information: http://www.ps.bam.de Version 2.1, io=0,0, CIELAB

BAM-Registrierung: 20060101-OG58/10S/S58G06FP.PS/.PDF BAM-Material: Code=rha4ta
Anwendung für Beurteilung und Messung von Drucker− oder Monitorsystemen

Eingabe: Farbmetrisches Fernseh-Licht-System TLS70

für Buntton $h^* = lab^*h = 92/360 = 0.256$
lab^*tch und lab^*nch

D65: Buntton J
LCH*Ma: 89 28 92
olv*Ma: 1.0 0.74 0.0

Dreiecks-Helligkeit t^*

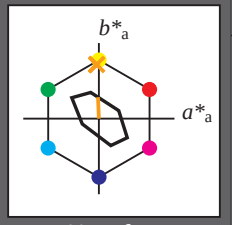

%Umfang

u^*_{rel} = 16

TLS70; adaptierte CIELAB-Daten

	$L^*=L^*_a$	a^*_a	b^*_a	$C^*_{ab,a}$	$h^*_{ab,a}$
O_{Ma}	76.43	26.27	10.57	28.32	22
Y_{Ma}	93.93	−10.76	34.63	36.27	107
L_{Ma}	89.32	−35.8	27.64	45.24	142
C_{Ma}	90.93	−21.95	−7.07	23.07	198
V_{Ma}	72.1	15.76	−35.63	38.97	294
M_{Ma}	78.5	37.52	−25.23	45.22	326
N_{Ma}	69.7	0.0	0.0	0.0	0
W_{Ma}	95.41	0.0	0.0	0.0	0
R_{CIE}	39.92	58.74	27.99	65.07	25
J_{CIE}	81.26	−2.88	71.56	71.62	92
G_{CIE}	52.23	−42.41	13.6	44.55	162
B_{CIE}	30.57	1.41	−46.46	46.49	272

%Regularität

$g^*_{H,rel}$ = 34

$g^*_{C,rel}$ = 51

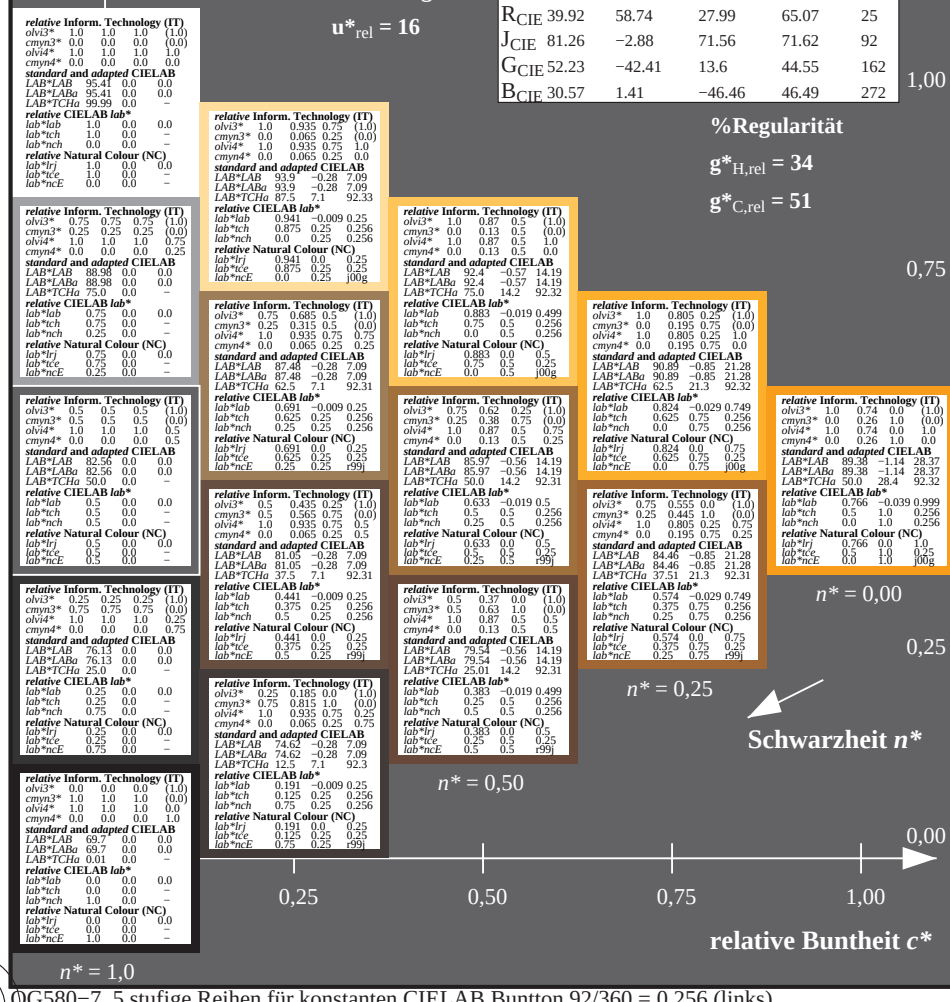

OG580−7, 5 stufige Reihen für konstanten CIELAB Buntton 92/360 = 0.256 (links)

Ausgabe: Farbmetrisches Fernseh-Licht-System TLS00

für Buntton $h^* = lab^*h = 92/360 = 0.256$
lab^*tch und lab^*nch

D65: Buntton J
LCH*Ma: 85 86 92
olv*Ma: 1.0 0.82 0.0

Dreiecks-Helligkeit t^*

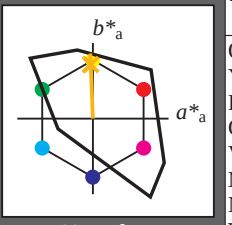

%Umfang

u^*_{rel} = 158

TLS00; adaptierte CIELAB-Daten

	$L^*=L^*_a$	a^*_a	b^*_a	$C^*_{ab,a}$	$h^*_{ab,a}$
O_{Ma}	50.5	76.92	64.55	100.42	40
Y_{Ma}	92.66	−20.69	90.75	93.08	103
L_{Ma}	83.63	−82.75	79.9	115.04	136
C_{Ma}	86.88	−46.16	−13.55	48.12	196
V_{Ma}	30.39	76.06	−103.59	128.52	306
M_{Ma}	57.3	94.35	−58.41	110.97	328
N_{Ma}	0.01	0.0	0.0	0.0	0
W_{Ma}	95.41	0.0	0.0	0.0	0
R_{CIE}	39.92	58.74	27.99	65.07	25
J_{CIE}	81.26	−2.88	71.56	71.62	92
G_{CIE}	52.23	−42.41	13.6	44.55	162
B_{CIE}	30.57	1.41	−46.46	46.49	272

%Regularität

$g^*_{H,rel}$ = 20

$g^*_{C,rel}$ = 37

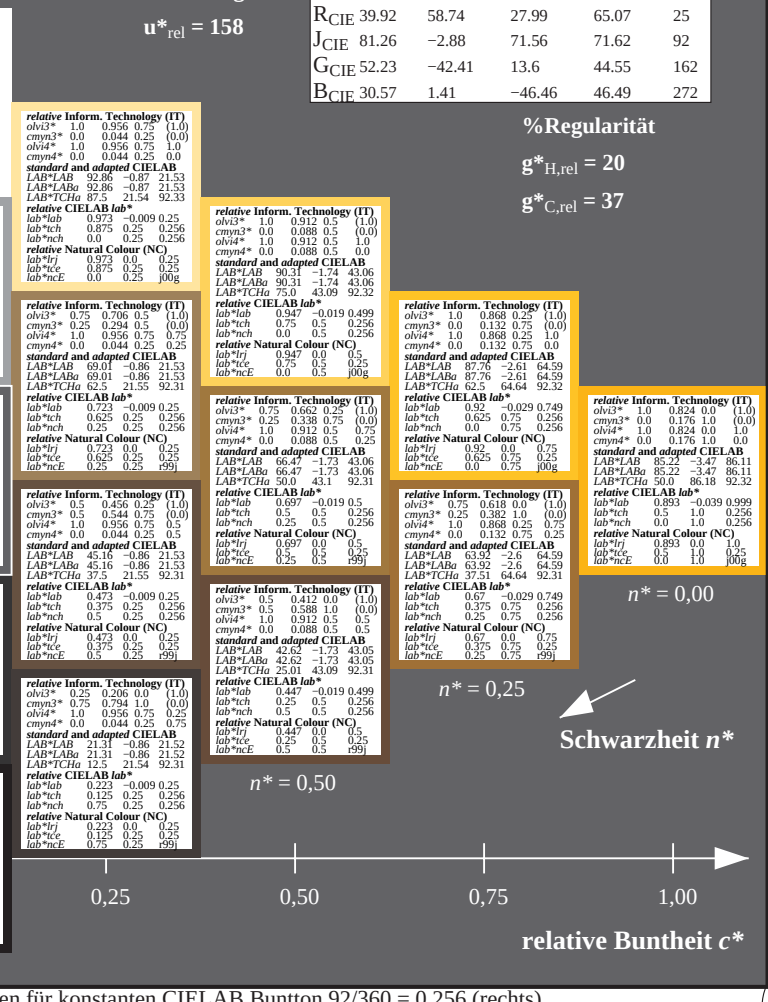

5 stufige Reihen für konstanten CIELAB Buntton 92/360 = 0.256 (rechts)

Siehe ähnliche Dateien: http://www.ps.bam.de/OG58/
Technische Information: http://www.ps.bam.de Version 2.1, io=0,0, CIELAB

BAM-Registrierung: 20060101-OG58/10S/S58G07FP.PS/.PDF BAM-Material: Code=rha4ta
Anwendung für Beurteilung und Messung von Drucker− oder Monitorsystemen
/OG58/ Form: 8/10, Serie: 1/1, Seite: 8 Sattenz hlung 8

Siehe ähnliche Dateien: http://www.ps.bam.de/OG58/
Technische Information: http://www.ps.bam.de Version 2.1, io=0,0, CIELAB

Eingabe: Farbmetrisches Fernseh-Licht-System TLS70

für Buntton *h* = lab*h* = 162/360 = 0.451
lab*tch* und *lab*nch

D65: Buntton G
LCH*Ma: 90 30 162
olv*Ma: 0.0 1.0 0.53

Dreiecks-Helligkeit *t*

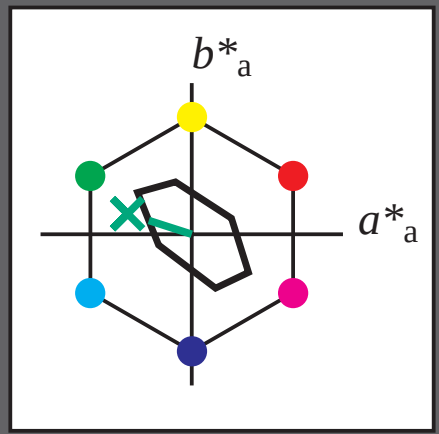

%Umfang
u*rel = 16

TLS70; adaptierte CIELAB-Daten

	$L^*=L^*_a$	a^*_a	b^*_a	$C^*_{ab,a}$	$h^*_{ab,a}$
O_{Ma}	76.43	26.27	10.57	28.32	22
Y_{Ma}	93.93	−10.76	34.63	36.27	107
L_{Ma}	89.32	−35.8	27.64	45.24	142
C_{Ma}	90.93	−21.95	−7.07	23.07	198
V_{Ma}	72.1	15.76	−35.63	38.97	294
M_{Ma}	78.5	37.52	−25.23	45.22	326
N_{Ma}	69.7	0.0	0.0	0.0	0
W_{Ma}	95.41	0.0	0.0	0.0	0
R_{CIE}	39.92	58.74	27.99	65.07	25
J_{CIE}	81.26	−2.88	71.56	71.62	92
G_{CIE}	52.23	−42.41	13.6	44.55	162
B_{CIE}	30.57	1.41	−46.46	46.49	272

%Regularität
g*H,rel = 34
g*C,rel = 51

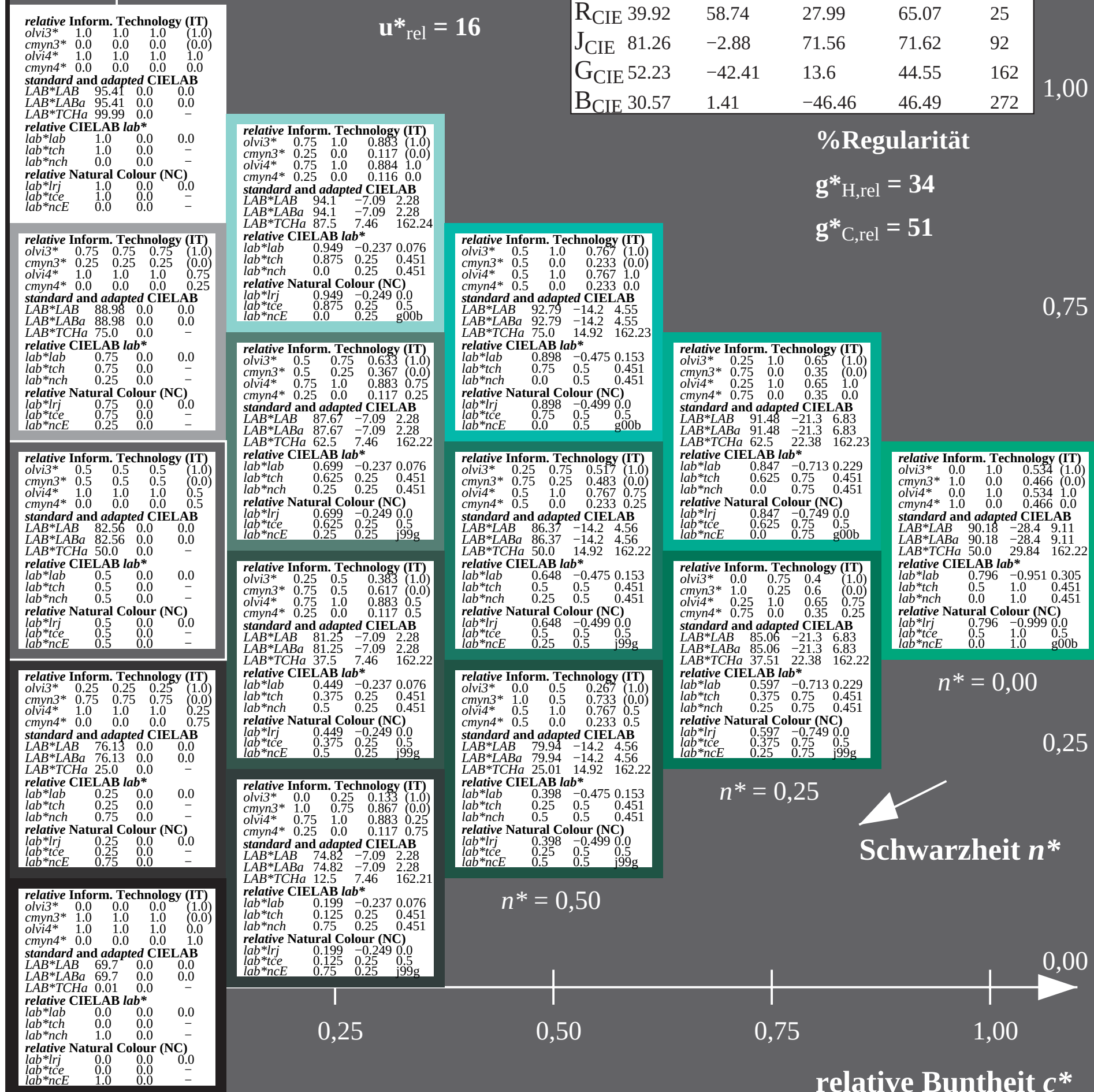

Ausgabe: Farbmetrisches Fernseh-Licht-System TLS00

für Buntton *h* = lab*h* = 162/360 = 0.451
lab*tch* und *lab*nch

D65: Buntton G
LCH*Ma: 86 62 162
olv*Ma: 0.0 1.0 0.65

Dreiecks-Helligkeit *t*

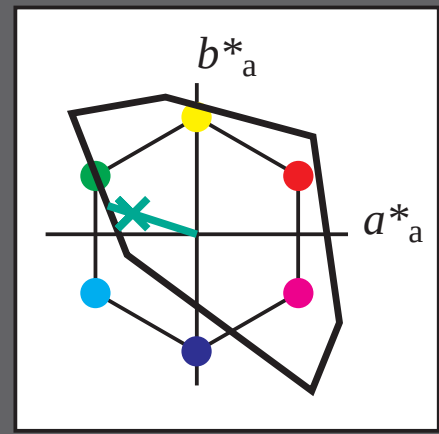

%Umfang
u*rel = 158

TLS00; adaptierte CIELAB-Daten

	$L^*=L^*_a$	a^*_a	b^*_a	$C^*_{ab,a}$	$h^*_{ab,a}$
O_{Ma}	50.5	76.92	64.55	100.42	40
Y_{Ma}	92.66	−20.69	90.75	93.08	103
L_{Ma}	83.63	−82.75	79.9	115.04	136
C_{Ma}	86.88	−46.16	−13.55	48.12	196
V_{Ma}	30.39	76.06	−103.59	128.52	306
M_{Ma}	57.3	94.35	−58.41	110.97	328
N_{Ma}	0.01	0.0	0.0	0.0	0
W_{Ma}	95.41	0.0	0.0	0.0	0
R_{CIE}	39.92	58.74	27.99	65.07	25
J_{CIE}	81.26	−2.88	71.56	71.62	92
G_{CIE}	52.23	−42.41	13.6	44.55	162
B_{CIE}	30.57	1.41	−46.46	46.49	272

%Regularität
g*H,rel = 20
g*C,rel = 37

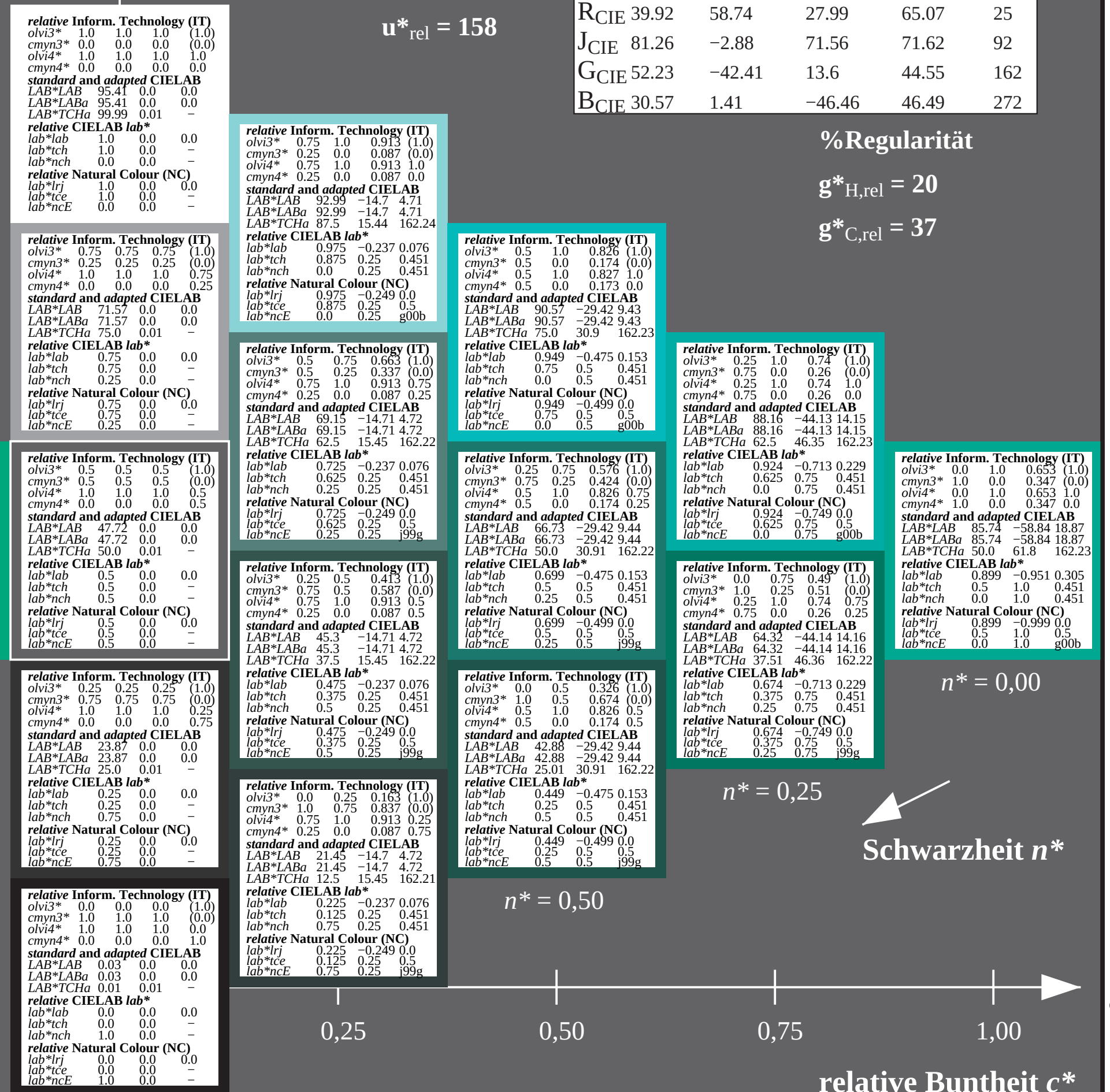

OG580−7, 5 stufige Reihen für konstanten CIELAB Buntton 162/360 = 0.451 (links)
5 stufige Reihen für konstanten CIELAB Buntton 162/360 = 0.451 (rechts)

BAM-Registrierung: 20060101-OG58/10S/S58G08FP.PS/.PDF BAM-Material: Code=rha4ta
Anwendung für Beurteilung und Messung von Drucker- oder Monitorsystemen

/OG58/ Form: 9/10, Serie: 1/1, Seite: 9

Siehe ähnliche Dateien: http://www.ps.bam.de/OG58/
Technische Information: http://www.ps.bam.de Version 2.1, io=0,0, CIELAB

BAM-Registrierung: 20060101-OG58/10S/S58G09FP.PS/.PDF BAM-Material: Code=rha4ta
Anwendung für Beurteilung und Messung von Drucker– oder Monitorsystemen
/OG58/ Form: 10/10Serie: 1/1, Seite: 10 Seitenz hlung 10

Eingabe: Farbmetrisches Fernseh-Licht-System TLS70

für Buntton *h = lab*h = 272/360 = 0.755**
lab*tch* und *lab*nch

D65: Buntton B
LCH*Ma: 80 24 272
olv*Ma: 0.0 0.4 1.0

Dreiecks-Helligkeit *t**

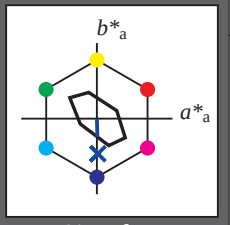

%Umfang

u^*_{rel} = 16

TLS70; adaptierte CIELAB-Daten

	$L^*=L^*_a$	a^*_a	b^*_a	$C^*_{ab,a}$	$h^*_{ab,a}$
O_{Ma}	76.43	26.27	10.57	28.32	22
Y_{Ma}	93.93	−10.76	34.63	36.27	107
L_{Ma}	89.32	−35.8	27.64	45.24	142
C_{Ma}	90.93	−21.95	−7.07	23.07	198
V_{Ma}	72.1	15.76	−35.63	38.97	294
M_{Ma}	78.5	37.52	−25.23	45.22	326
N_{Ma}	69.7	0.0	0.0	0.0	0
W_{Ma}	95.41	0.0	0.0	0.0	0
R_{CIE}	39.92	58.74	27.99	65.07	25
J_{CIE}	81.26	−2.88	71.56	71.62	92
G_{CIE}	52.23	−42.41	13.6	44.55	162
B_{CIE}	30.57	1.41	−46.46	46.49	272

%Regularität

$g^*_{H,rel}$ = 34

$g^*_{C,rel}$ = 51

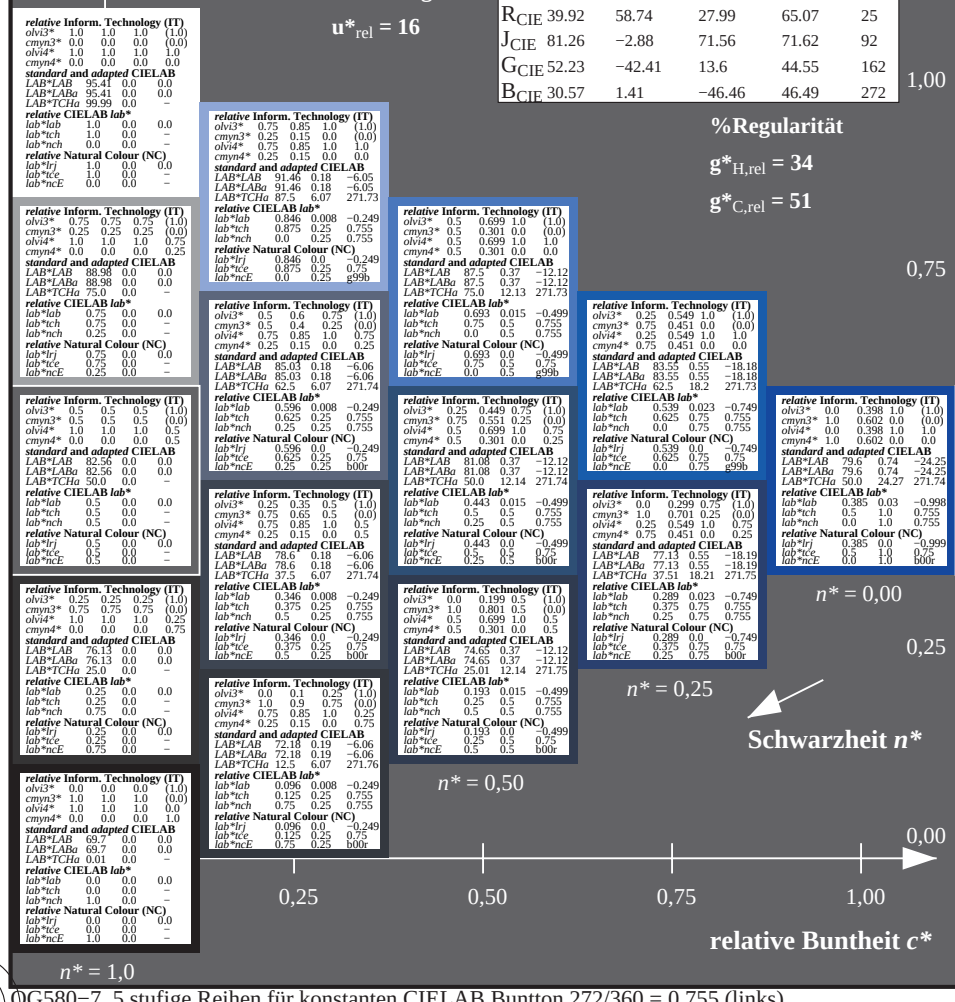

OG580−7, 5 stufige Reihen für konstanten CIELAB Buntton 272/360 = 0.755 (links)

Ausgabe: Farbmetrisches Fernseh-Licht-System TLS00

für Buntton *h = lab*h = 272/360 = 0.755**
lab*tch* und *lab*nch

D65: Buntton B
LCH*Ma: 65 49 272
olv*Ma: 0.0 0.61 1.0

Dreiecks-Helligkeit *t**

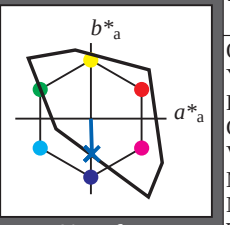

%Umfang

u^*_{rel} = 158

TLS00; adaptierte CIELAB-Daten

	$L^*=L^*_a$	a^*_a	b^*_a	$C^*_{ab,a}$	$h^*_{ab,a}$
O_{Ma}	50.5	76.92	64.55	100.42	40
Y_{Ma}	92.66	−20.69	90.75	93.08	103
L_{Ma}	83.63	−82.75	79.9	115.04	136
C_{Ma}	86.88	−46.16	−13.55	48.12	196
V_{Ma}	30.39	76.06	−103.59	128.52	306
M_{Ma}	57.3	94.35	−58.41	110.97	328
N_{Ma}	0.01	0.0	0.0	0.0	0
W_{Ma}	95.41	0.0	0.0	0.0	0
R_{CIE}	39.92	58.74	27.99	65.07	25
J_{CIE}	81.26	−2.88	71.56	71.62	92
G_{CIE}	52.23	−42.41	13.6	44.55	162
B_{CIE}	30.57	1.41	−46.46	46.49	272

%Regularität

$g^*_{H,rel}$ = 20

$g^*_{C,rel}$ = 37

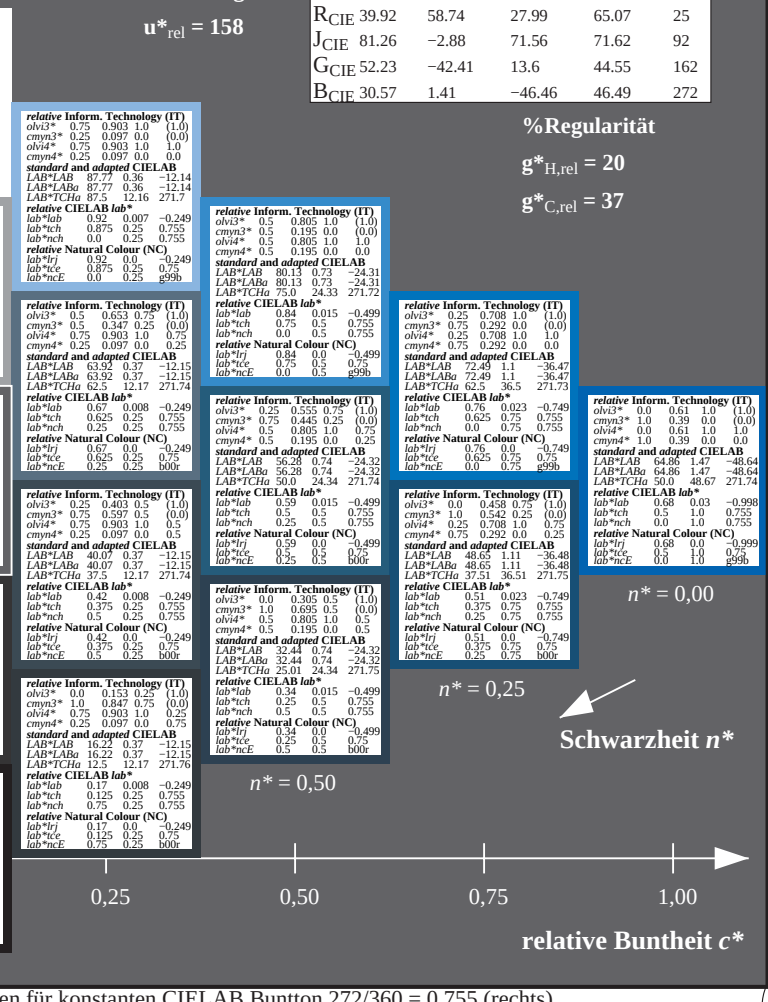

5 stufige Reihen für konstanten CIELAB Buntton 272/360 = 0.755 (rechts)