

Input: Colorimetric Offset Reflective System ORS18

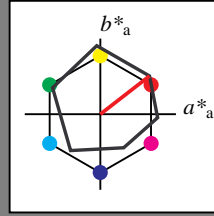
for hue $h^* = lab^*h = 38/360 = 0.105$

LAB*LCH, LAB*NCH

D50: hue O

LCH*Ma: 48 82 38

olv*Ma: 1.0 0.0 0.0



ORS18; adapted (a) CIELAB data

	$L^*=L^*_a$	a^*_a	b^*_a	$C^*_{ab,a}$	$h^*_{ab,a}$
O _{Ma}	47.94	65.05	50.54	82.38	38
Y _{Ma}	91.0	-4.72	90.58	90.7	93
L _{Ma}	50.9	-63.18	34.98	72.22	151
C _{Ma}	56.99	-39.34	-48.1	62.16	231
V _{Ma}	25.72	30.89	-44.4	54.09	305
M _{Ma}	49.99	75.76	-4.64	75.9	356
N _{Ma}	18.09	0.0	0.0	0.0	0
W _{Ma}	95.46	0.0	0.0	0.0	0
R _{CIE}	41.88	61.66	30.69	68.88	26
J _{CIE}	81.97	2.02	67.79	67.82	88
G _{CIE}	51.62	-41.32	9.74	42.46	167
B _{CIE}	29.2	-5.79	-49.61	49.96	263

CIELAB lightness L^*

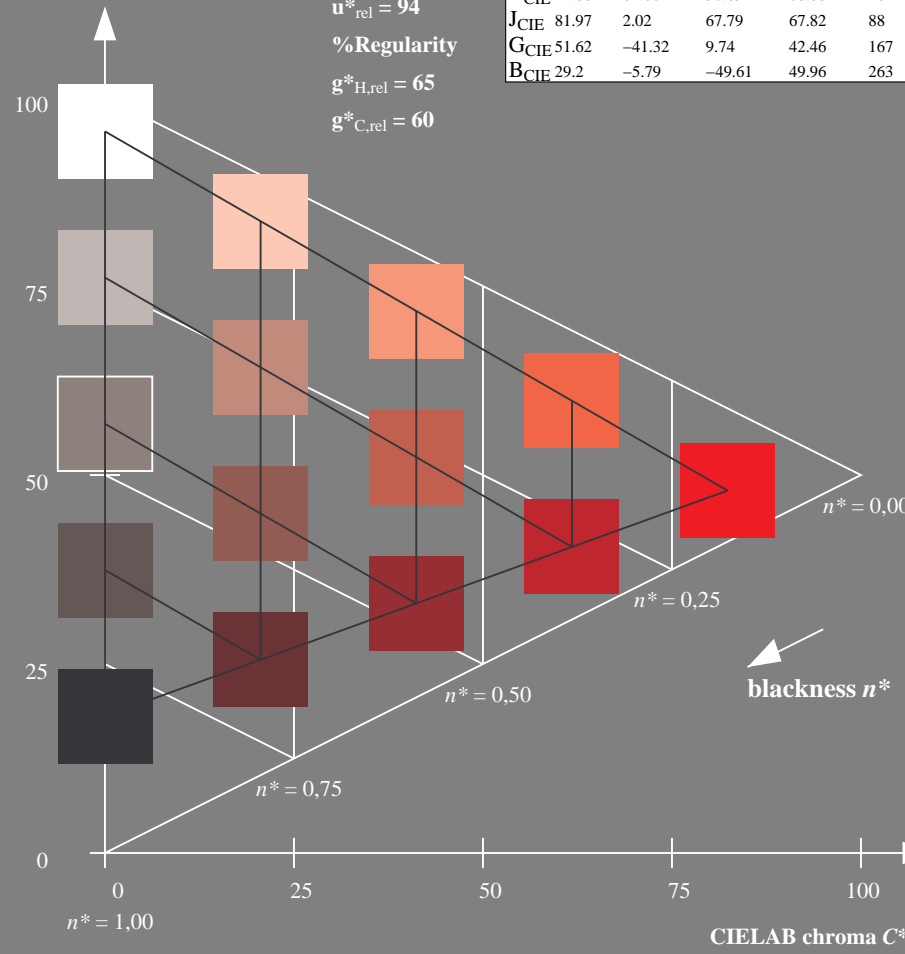
%Gamut

$u^*_{rel} = 94$

%Regularity

$g^*_{H,rel} = 65$

$g^*_{C,rel} = 60$



Output: Colorimetric Television Luminous System TLS00

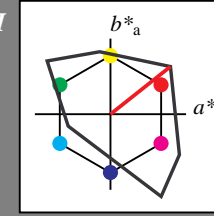
for hue $h^* = lab^*h = 38/360 = 0.107$

LAB*LCH, LAB*NCH

D50: hue O

LCH*Ma: 54 101 38

olv*Ma: 1.0 0.0 0.0



TLS00; adapted (a) CIELAB data

	$L^*=L^*_a$	a^*_a	b^*_a	$C^*_{ab,a}$	$h^*_{ab,a}$
O _{Ma}	54.19	79.36	63.0	101.33	38
Y _{Ma}	93.44	-14.18	82.59	83.8	100
L _{Ma}	82.82	-83.73	70.41	109.41	140
C _{Ma}	85.22	-55.9	-15.78	58.1	196
V _{Ma}	25.61	67.05	-108.87	127.87	302
M _{Ma}	58.76	91.18	-53.69	105.82	330
N _{Ma}	0.01	0.0	0.0	0.0	0
W _{Ma}	95.41	0.0	0.0	0.0	0
R _{CIE}	41.88	62.0	31.82	69.69	27
J _{CIE}	81.97	1.81	71.59	71.61	89
G _{CIE}	51.62	-41.11	11.52	42.7	164
B _{CIE}	29.2	-5.27	-49.33	49.62	264

CIELAB lightness L^*

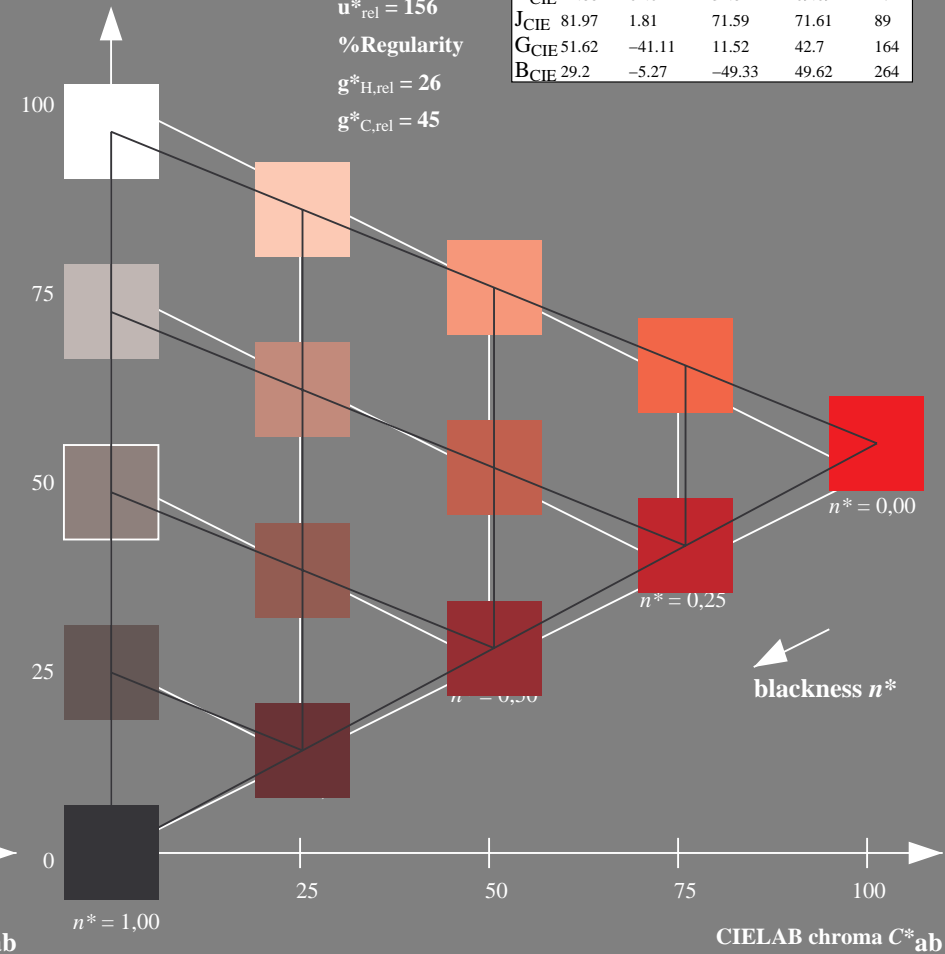
%Gamut

$u^*_{rel} = 156$

%Regularity

$g^*_{H,rel} = 26$

$g^*_{C,rel} = 45$



QE300-7, 5 step scales for constant CIELAB hue 38/360 = 0.105 (left)

5 step scales for constant CIELAB hue 38/360 = 0.107 (right)

BAM-test chart QE30; Colorimetric systems ORS18 & ORS18

D50: Coordinate systems of 5 step colour scales for 10 hues

input: $cmy0^*$ setcmykcolor

output: Startup (S) data depend

Input: Colorimetric Offset Reflective System ORS18

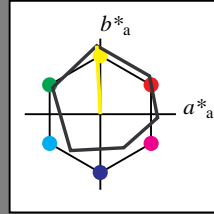
for hue $h^* = lab^*h = 93/360 = 0.258$

LAB*LCH, LAB*NCH

D50: hue Y

LCH*Ma: 91 91 93

olv*Ma: 1.0 1.0 0.0



ORS18; adapted (a) CIELAB data

	$L^* = L^*_a$	a^*_a	b^*_a	$C^*_{ab,a}$	$h^*_{ab,a}$
O _{Ma}	47.94	65.05	50.54	82.38	38
Y _{Ma}	91.0	-4.72	90.58	90.7	93
L _{Ma}	50.9	-63.18	34.98	72.22	151
C _{Ma}	56.99	-39.34	-48.1	62.16	231
V _{Ma}	25.72	30.89	-44.4	54.09	305
M _{Ma}	49.99	75.76	-4.64	75.9	356
N _{Ma}	18.09	0.0	0.0	0.0	0
W _{Ma}	95.46	0.0	0.0	0.0	0
R _{CIE}	41.88	61.66	30.69	68.88	26
J _{CIE}	81.97	2.02	67.79	67.82	88
G _{CIE}	51.62	-41.32	9.74	42.46	167
B _{CIE}	29.2	-5.79	-49.61	49.96	263

CIELAB lightness L^*

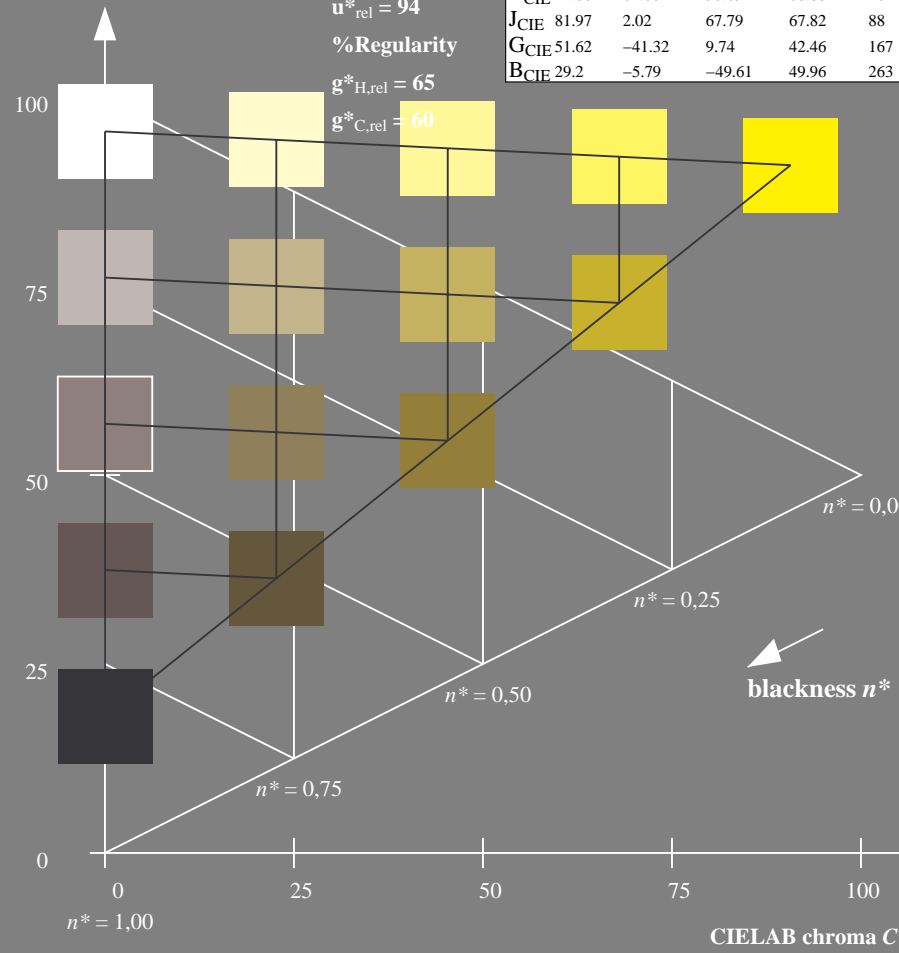
%Gamut

$u^*_{rel} = 94$

%Regularity

$g^*_{H,rel} = 65$

$g^*_{C,rel} = 60$



Output: Colorimetric Television Luminous System TLS00

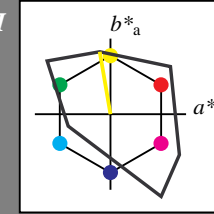
for hue $h^* = lab^*h = 100/360 = 0.277$

LAB*LCH, LAB*NCH

D50: hue Y

LCH*Ma: 93 84 100

olv*Ma: 1.0 1.0 0.0



TLS00; adapted (a) CIELAB data

	$L^* = L^*_a$	a^*_a	b^*_a	$C^*_{ab,a}$	$h^*_{ab,a}$
O _{Ma}	54.19	79.36	63.0	101.33	38
Y _{Ma}	93.44	-14.18	82.59	83.8	100
L _{Ma}	82.82	-83.73	70.41	109.41	140
C _{Ma}	85.22	-55.9	-15.78	58.1	196
V _{Ma}	25.61	67.05	-108.87	127.87	302
M _{Ma}	58.76	91.18	-53.69	105.82	330
N _{Ma}	0.01	0.0	0.0	0.0	0
W _{Ma}	95.41	0.0	0.0	0.0	0
R _{CIE}	41.88	62.0	31.82	69.69	27
J _{CIE}	81.97	1.81	71.59	71.61	89
G _{CIE}	51.62	-41.11	11.52	42.7	164
B _{CIE}	29.2	-5.27	-49.33	49.62	264

CIELAB lightness L^*

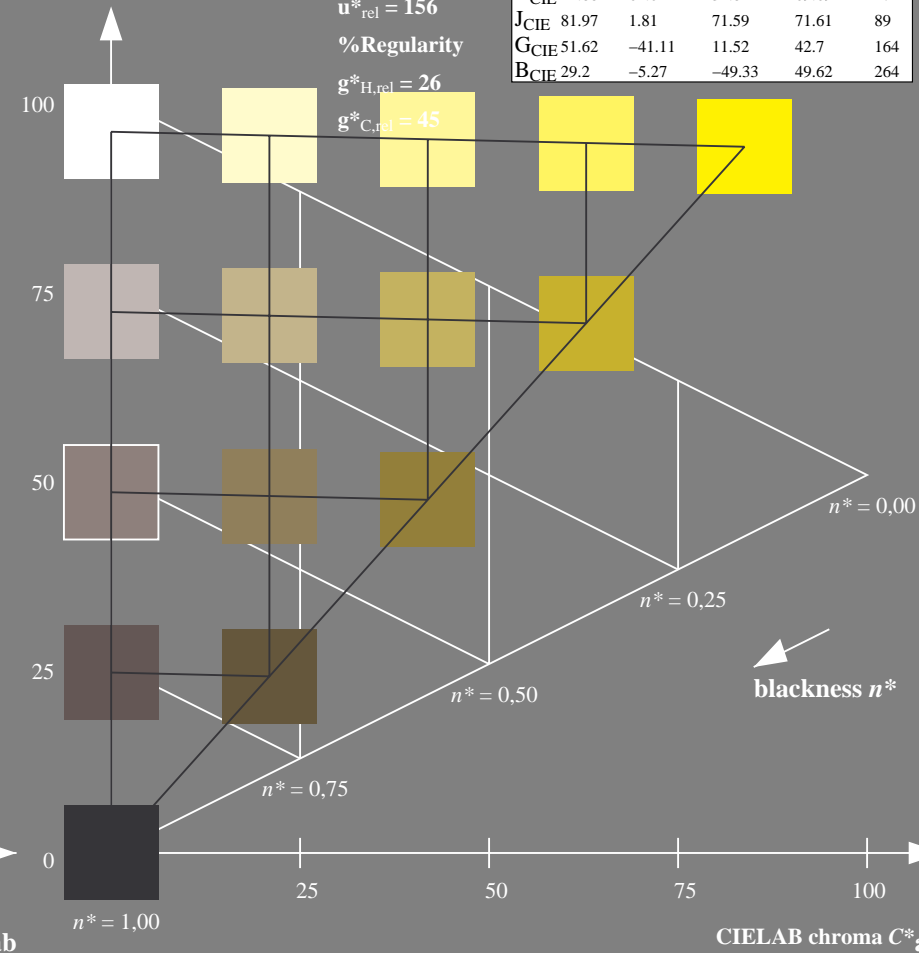
%Gamut

$u^*_{rel} = 156$

%Regularity

$g^*_{H,rel} = 26$

$g^*_{C,rel} = 45$



QE300-7, 5 step scales for constant CIELAB hue 93/360 = 0.258 (left)

5 step scales for constant CIELAB hue 100/360 = 0.277 (right)

BAM-test chart QE30; Colorimetric systems ORS18 & ORS18

D50: Coordinate systems of 5 step colour scales for 10 hues

input: *cmY0* setcmykcolor*

output: *Startup (S) data dependend*

Input: Colorimetric Offset Reflective System ORS18

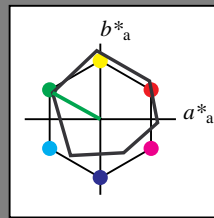
for hue $h^* = lab^*h = 151/360 = 0.42$

LAB*LCH, LAB*NCH

D50: hue L

LCH*Ma: 51 72 151

olv*Ma: 0.0 1.0 0.0



ORS18; adapted (a) CIELAB data

	$L^*=L^*_a$	a^*_a	b^*_a	$C^*_{ab,a}$	$h^*_{ab,a}$
O _{Ma}	47.94	65.05	50.54	82.38	38
Y _{Ma}	91.0	-4.72	90.58	90.7	93
L _{Ma}	50.9	-63.18	34.98	72.22	151
C _{Ma}	56.99	-39.34	-48.1	62.16	231
V _{Ma}	25.72	30.89	-44.4	54.09	305
M _{Ma}	49.99	75.76	-4.64	75.9	356
N _{Ma}	18.09	0.0	0.0	0.0	0
W _{Ma}	95.46	0.0	0.0	0.0	0
R _{CIE}	41.88	61.66	30.69	68.88	26
J _{CIE}	81.97	2.02	67.79	67.82	88
G _{CIE}	51.62	-41.32	9.74	42.46	167
B _{CIE}	29.2	-5.79	-49.61	49.96	263

CIELAB lightness L^*

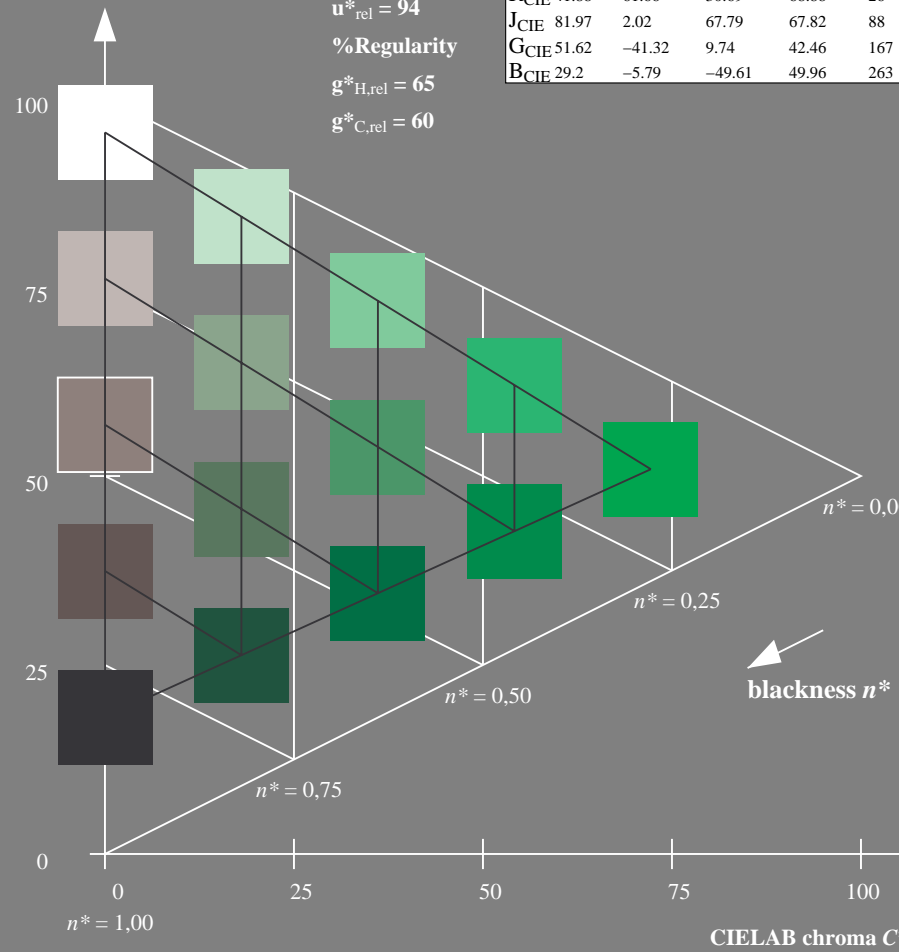
%Gamut

$u^*_{rel} = 94$

%Regularity

$g^*_{H,rel} = 65$

$g^*_{C,rel} = 60$



Output: Colorimetric Television Luminous System TLS00

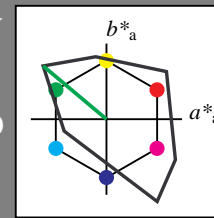
for hue $h^* = lab^*h = 140/360 = 0.389$

LAB*LCH, LAB*NCH

D50: hue L

LCH*Ma: 83 109 140

olv*Ma: 0.0 1.0 0.0



TLS00; adapted (a) CIELAB data

	$L^*=L^*_a$	a^*_a	b^*_a	$C^*_{ab,a}$	$h^*_{ab,a}$
O _{Ma}	54.19	79.36	63.0	101.33	38
Y _{Ma}	93.44	-14.18	82.59	83.8	100
L _{Ma}	82.82	-83.73	70.41	109.41	140
C _{Ma}	85.22	-55.9	-15.78	58.1	196
V _{Ma}	25.61	67.05	-108.87	127.87	302
M _{Ma}	58.76	91.18	-53.69	105.82	330
N _{Ma}	0.01	0.0	0.0	0.0	0
W _{Ma}	95.41	0.0	0.0	0.0	0
R _{CIE}	41.88	62.0	31.82	69.69	27
J _{CIE}	81.97	1.81	71.59	71.61	89
G _{CIE}	51.62	-41.11	11.52	42.7	164
B _{CIE}	29.2	-5.27	-49.33	49.62	264

CIELAB lightness L^*

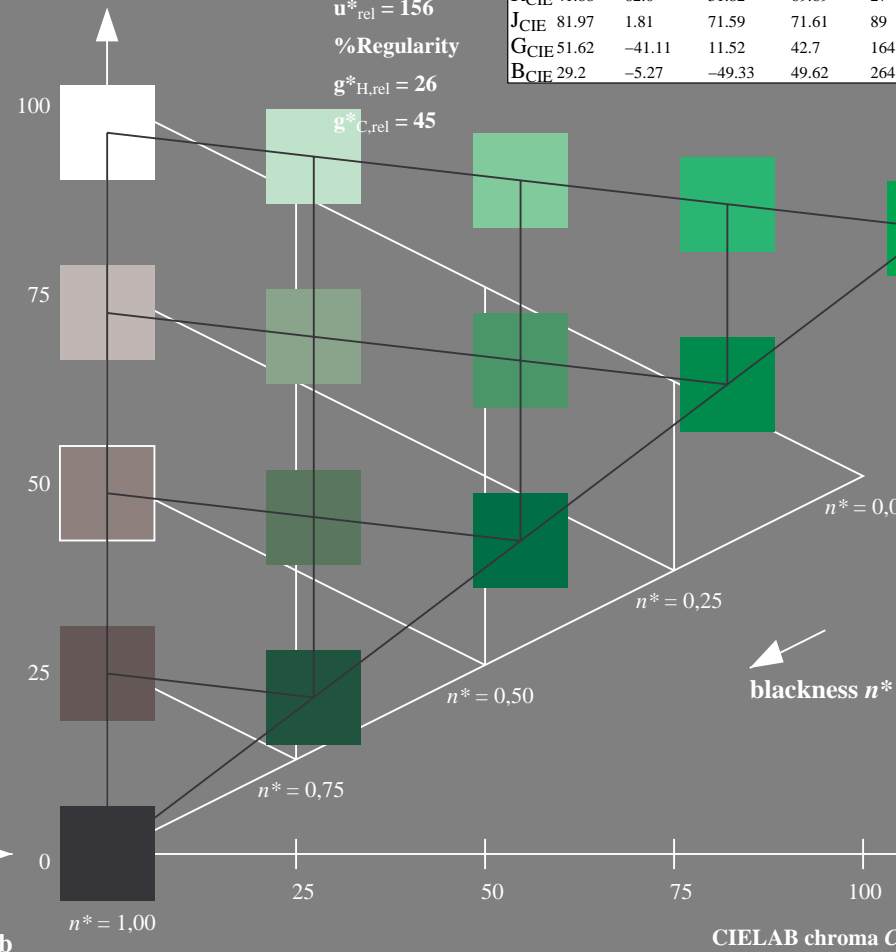
%Gamut

$u^*_{rel} = 156$

%Regularity

$g^*_{H,rel} = 26$

$g^*_{C,rel} = 45$



QE300-7, 5 step scales for constant CIELAB hue 151/360 = 0.42 (left)

5 step scales for constant CIELAB hue 140/360 = 0.389 (right)

BAM-test chart QE30; Colorimetric systems ORS18 & ORS18

D50: Coordinate systems of 5 step colour scales for 10 hues

input: $cmy0^*$ setcmykcolor

output: Startup (S) data depend

Input: Colorimetric Offset Reflective System ORS18

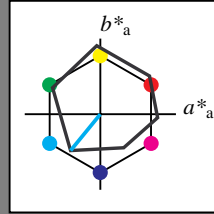
for hue $h^* = lab^*h = 231/360 = 0.641$

LAB*LCH, LAB*NCH

D50: hue C

LCH*Ma: 57 62 231

olv*Ma: 0.0 1.0 1.0



ORS18; adapted (a) CIELAB data

	$L^* = L^*_a$	a^*_a	b^*_a	$C^*_{ab,a}$	$h^*_{ab,a}$
O _{Ma}	47.94	65.05	50.54	82.38	38
Y _{Ma}	91.0	-4.72	90.58	90.7	93
L _{Ma}	50.9	-63.18	34.98	72.22	151
C _{Ma}	56.99	-39.34	-48.1	62.16	231
V _{Ma}	25.72	30.89	-44.4	54.09	305
M _{Ma}	49.99	75.76	-4.64	75.9	356
N _{Ma}	18.09	0.0	0.0	0.0	0
W _{Ma}	95.46	0.0	0.0	0.0	0
R _{CIE}	41.88	61.66	30.69	68.88	26
J _{CIE}	81.97	2.02	67.79	67.82	88
G _{CIE}	51.62	-41.32	9.74	42.46	167
B _{CIE}	29.2	-5.79	-49.61	49.96	263

CIELAB lightness L^*

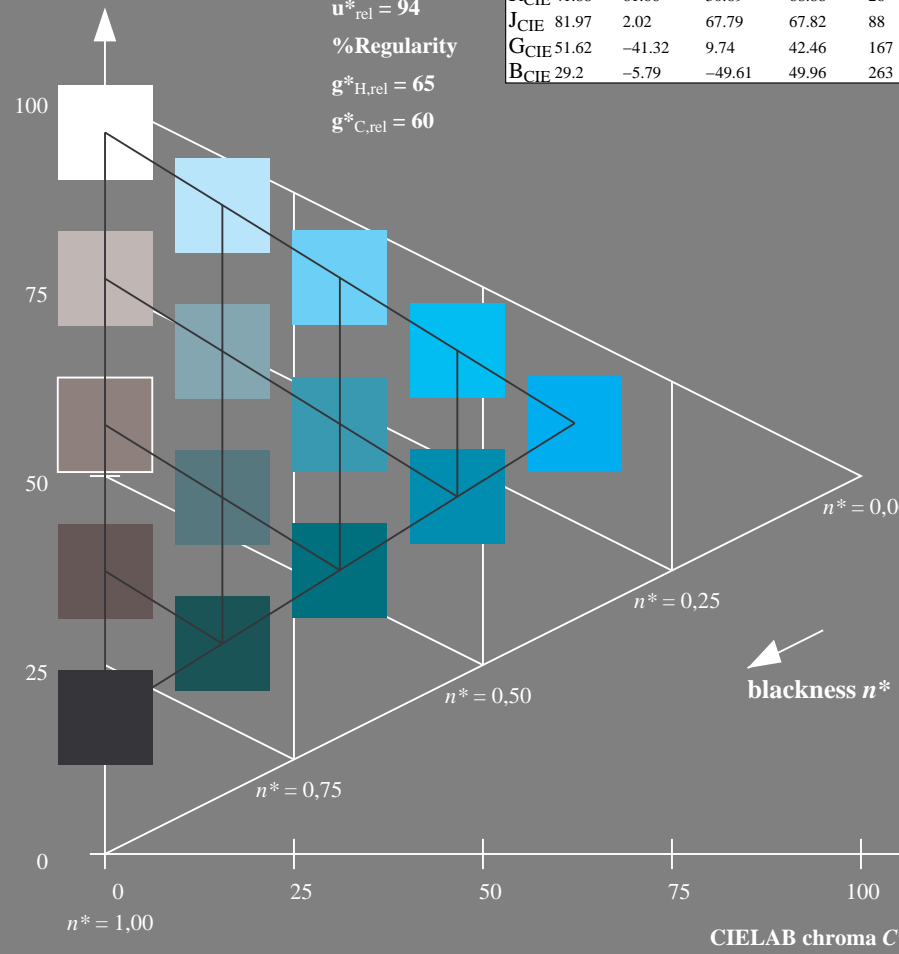
%Gamut

$u^*_{rel} = 94$

%Regularity

$g^*_{H,rel} = 65$

$g^*_{C,rel} = 60$



Output: Colorimetric Television Luminous System TLS00

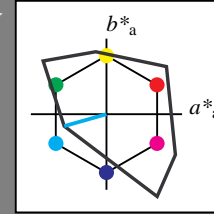
for hue $h^* = lab^*h = 196/360 = 0.544$

LAB*LCH, LAB*NCH

D50: hue C

LCH*Ma: 85 58 196

olv*Ma: 0.0 1.0 1.0



TLS00; adapted (a) CIELAB data

	$L^* = L^*_a$	a^*_a	b^*_a	$C^*_{ab,a}$	$h^*_{ab,a}$
O _{Ma}	54.19	79.36	63.0	101.33	38
Y _{Ma}	93.44	-14.18	82.59	83.8	100
L _{Ma}	82.82	-83.73	70.41	109.41	140
C _{Ma}	85.22	-55.9	-15.78	58.1	196
V _{Ma}	25.61	67.05	-108.87	127.87	302
M _{Ma}	58.76	91.18	-53.69	105.82	330
N _{Ma}	0.01	0.0	0.0	0.0	0
W _{Ma}	95.41	0.0	0.0	0.0	0
R _{CIE}	41.88	62.0	31.82	69.69	27
J _{CIE}	81.97	1.81	71.59	71.61	89
G _{CIE}	51.62	-41.11	11.52	42.7	164
B _{CIE}	29.2	-5.27	-49.33	49.62	264

CIELAB lightness L^*

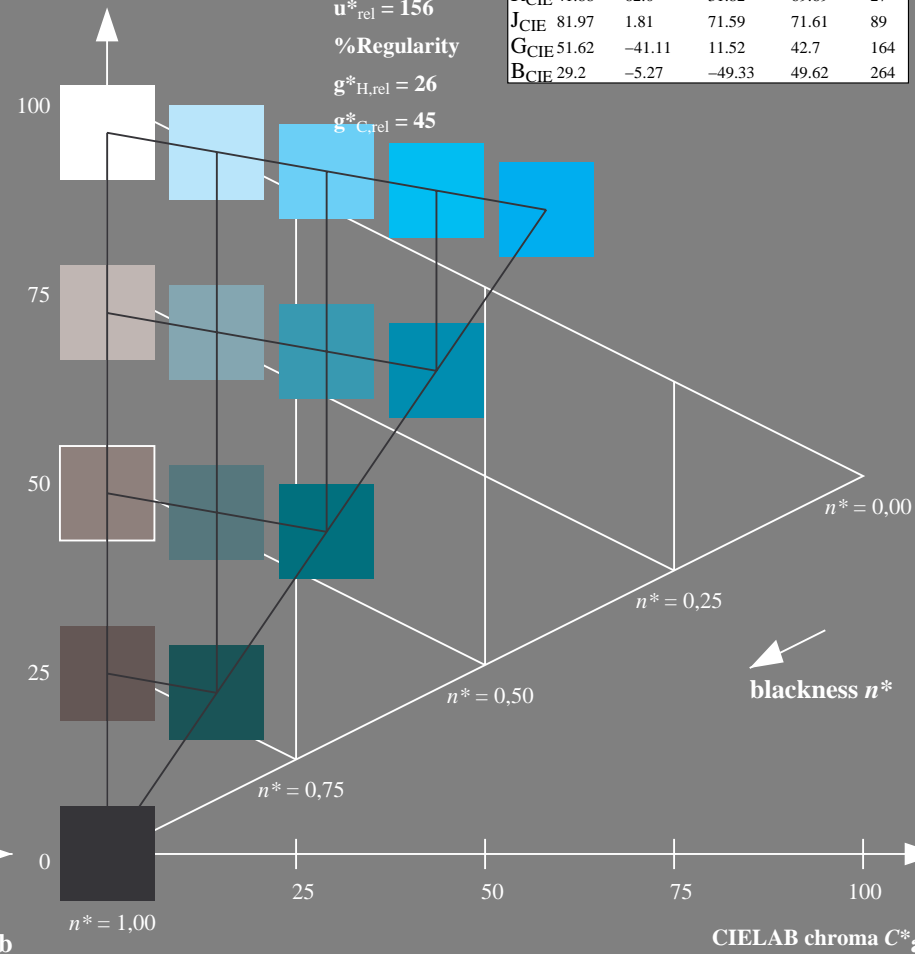
%Gamut

$u^*_{rel} = 156$

%Regularity

$g^*_{H,rel} = 26$

$g^*_{C,rel} = 45$



QE300-7, 5 step scales for constant CIELAB hue 231/360 = 0.641 (left)

5 step scales for constant CIELAB hue 196/360 = 0.544 (right)

BAM-test chart QE30; Colorimetric systems ORS18 & ORS18

D50: Coordinate systems of 5 step colour scales for 10 hues

input: $cmy0^*$ setcmykcolor

output: Startup (S) data dependend

See for similar files: <http://www.ps.bam.de/QE30/>
Technical information: <http://www.ps.bam.de>
Version 2.1, io=0,0?

BAM registration: 20060101-QE30/10Q/Q30E03SP.PS/.PDF BAM material: code=rh4ta
application for evaluation and measurement of printer or monitor systems
/QE30/ Form: 4/10, Serie: 1/1, Page: 4 Page count: 4

Input: Colorimetric Offset Reflective System ORS18

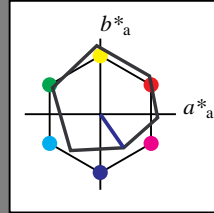
for hue $h^* = lab^*h = 305/360 = 0.847$

LAB*LCH, LAB*NCH

D50: hue V

LCH*Ma: 26 54 305

olv*Ma: 0.0 0.0 1.0



ORS18; adapted (a) CIELAB data

	$L^*=L^*_a$	a^*_a	b^*_a	$C^*_{ab,a}$	$h^*_{ab,a}$
O _{Ma}	47.94	65.05	50.54	82.38	38
Y _{Ma}	91.0	-4.72	90.58	90.7	93
L _{Ma}	50.9	-63.18	34.98	72.22	151
C _{Ma}	56.99	-39.34	-48.1	62.16	231
V _{Ma}	25.72	30.89	-44.4	54.09	305
M _{Ma}	49.99	75.76	-4.64	75.9	356
N _{Ma}	18.09	0.0	0.0	0.0	0
W _{Ma}	95.46	0.0	0.0	0.0	0
R _{CIE}	41.88	61.66	30.69	68.88	26
J _{CIE}	81.97	2.02	67.79	67.82	88
G _{CIE}	51.62	-41.32	9.74	42.46	167
B _{CIE}	29.2	-5.79	-49.61	49.96	263

CIELAB lightness L^*

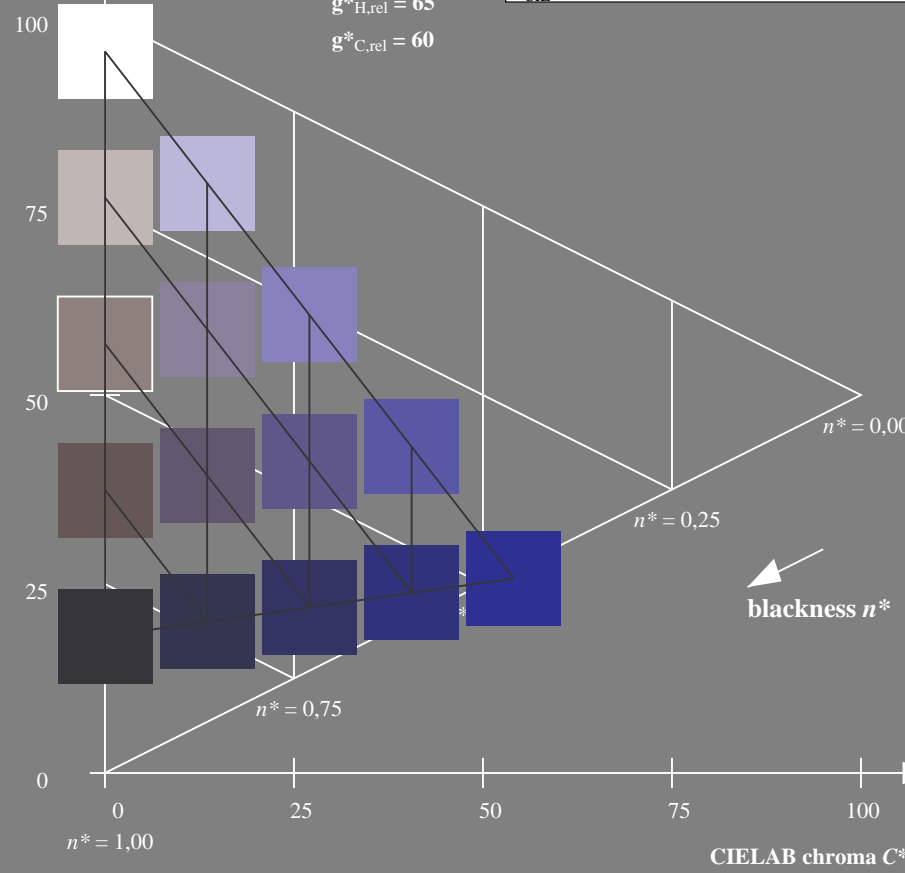
%Gamut

$u^*_{rel} = 94$

%Regularity

$g^*_{H,rel} = 65$

$g^*_{C,rel} = 60$



QE300-7, 5 step scales for constant CIELAB hue 305/360 = 0.847 (left)

Output: Colorimetric Television Luminous System TLS00

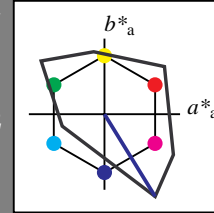
for hue $h^* = lab^*h = 302/360 = 0.838$

LAB*LCH, LAB*NCH

D50: hue V

LCH*Ma: 26 128 302

olv*Ma: 0.0 0.0 1.0



TLS00; adapted (a) CIELAB data

	$L^*=L^*_a$	a^*_a	b^*_a	$C^*_{ab,a}$	$h^*_{ab,a}$
O _{Ma}	54.19	79.36	63.0	101.33	38
Y _{Ma}	93.44	-14.18	82.59	83.8	100
L _{Ma}	82.82	-83.73	70.41	109.41	140
C _{Ma}	85.22	-55.9	-15.78	58.1	196
V _{Ma}	25.61	67.05	-108.87	127.87	302
M _{Ma}	58.76	91.18	-53.69	105.82	330
N _{Ma}	0.01	0.0	0.0	0.0	0
W _{Ma}	95.41	0.0	0.0	0.0	0
R _{CIE}	41.88	62.0	31.82	69.69	27
J _{CIE}	81.97	1.81	71.59	71.61	89
G _{CIE}	51.62	-41.11	11.52	42.7	164
B _{CIE}	29.2	-5.27	-49.33	49.62	264

CIELAB lightness L^*

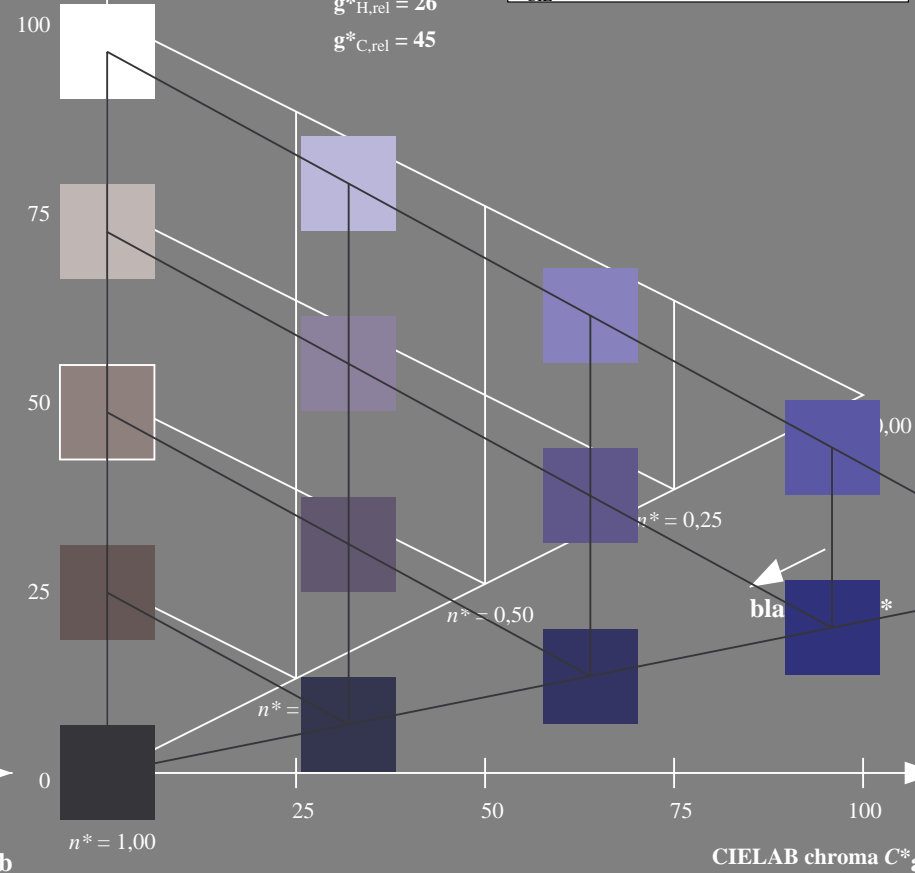
%Gamut

$u^*_{rel} = 156$

%Regularity

$g^*_{H,rel} = 26$

$g^*_{C,rel} = 45$



5 step scales for constant CIELAB hue 302/360 = 0.838 (right)

BAM-test chart QE30; Colorimetric systems ORS18 & ORS18

D50: Coordinate systems of 5 step colour scales for 10 hues

input: $cmy0^*$ setcmykcolor

output: Startup (S) data dependend

Input: Colorimetric Offset Reflective System ORS18

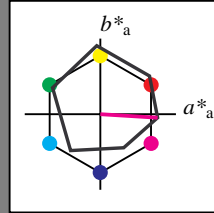
for hue $h^* = lab^*h = 356/360 = 0.99$

LAB*LCH, LAB*NCH

D50: hue M

LCH*Ma: 50 76 356

olv*Ma: 1.0 0.0 1.0



ORS18; adapted (a) CIELAB data

	$L^*=L^*_a$	a^*_a	b^*_a	$C^*_{ab,a}$	$h^*_{ab,a}$
O _{Ma}	47.94	65.05	50.54	82.38	38
Y _{Ma}	91.0	-4.72	90.58	90.7	93
L _{Ma}	50.9	-63.18	34.98	72.22	151
C _{Ma}	56.99	-39.34	-48.1	62.16	231
V _{Ma}	25.72	30.89	-44.4	54.09	305
M _{Ma}	49.99	75.76	-4.64	75.9	356
N _{Ma}	18.09	0.0	0.0	0.0	0
W _{Ma}	95.46	0.0	0.0	0.0	0
R _{CIE}	41.88	61.66	30.69	68.88	26
J _{CIE}	81.97	2.02	67.79	67.82	88
G _{CIE}	51.62	-41.32	9.74	42.46	167
B _{CIE}	29.2	-5.79	-49.61	49.96	263

CIELAB lightness L^*

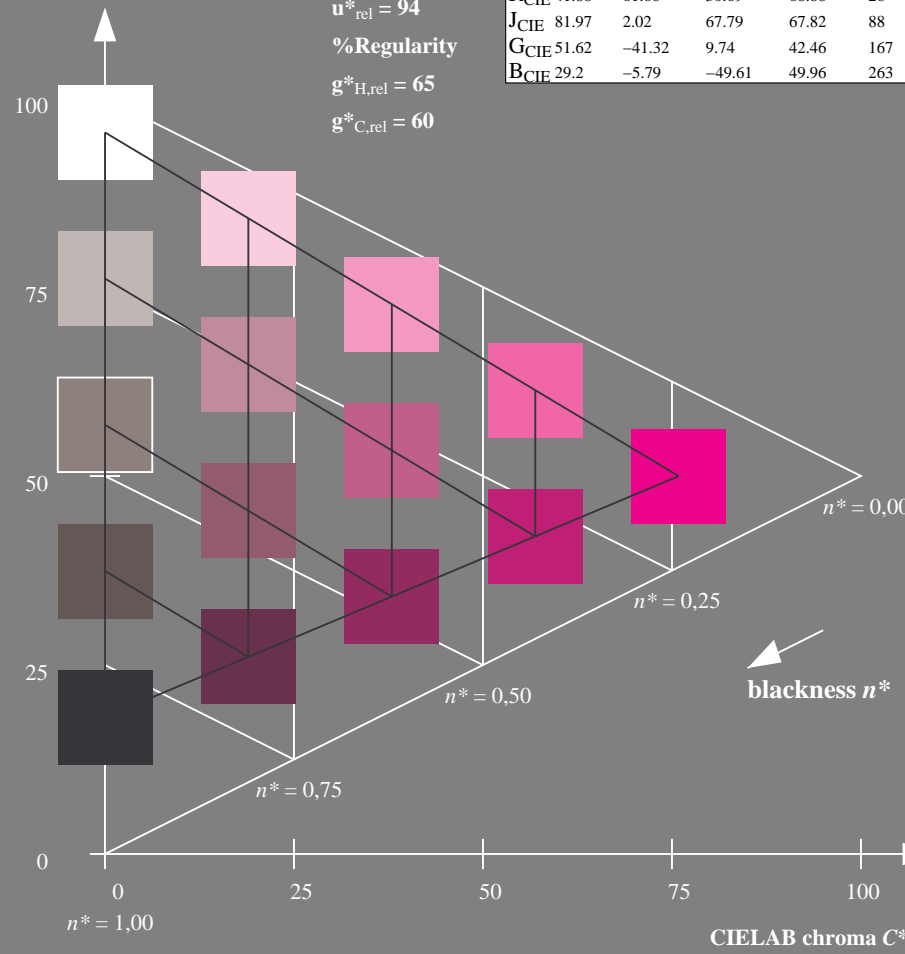
%Gamut

$u^*_{rel} = 94$

%Regularity

$g^*_{H,rel} = 65$

$g^*_{C,rel} = 60$



Output: Colorimetric Television Luminous System TLS00

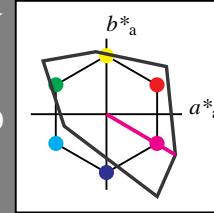
for hue $h^* = lab^*h = 330/360 = 0.915$

LAB*LCH, LAB*NCH

D50: hue M

LCH*Ma: 59 106 330

olv*Ma: 1.0 0.0 1.0



TLS00; adapted (a) CIELAB data

	$L^*=L^*_a$	a^*_a	b^*_a	$C^*_{ab,a}$	$h^*_{ab,a}$
O _{Ma}	54.19	79.36	63.0	101.33	38
Y _{Ma}	93.44	-14.18	82.59	83.8	100
L _{Ma}	82.82	-83.73	70.41	109.41	140
C _{Ma}	85.22	-55.9	-15.78	58.1	196
V _{Ma}	25.61	67.05	-108.87	127.87	302
M _{Ma}	58.76	91.18	-53.69	105.82	330
N _{Ma}	0.01	0.0	0.0	0.0	0
W _{Ma}	95.41	0.0	0.0	0.0	0
R _{CIE}	41.88	62.0	31.82	69.69	27
J _{CIE}	81.97	1.81	71.59	71.61	89
G _{CIE}	51.62	-41.11	11.52	42.7	164
B _{CIE}	29.2	-5.27	-49.33	49.62	264

CIELAB lightness L^*

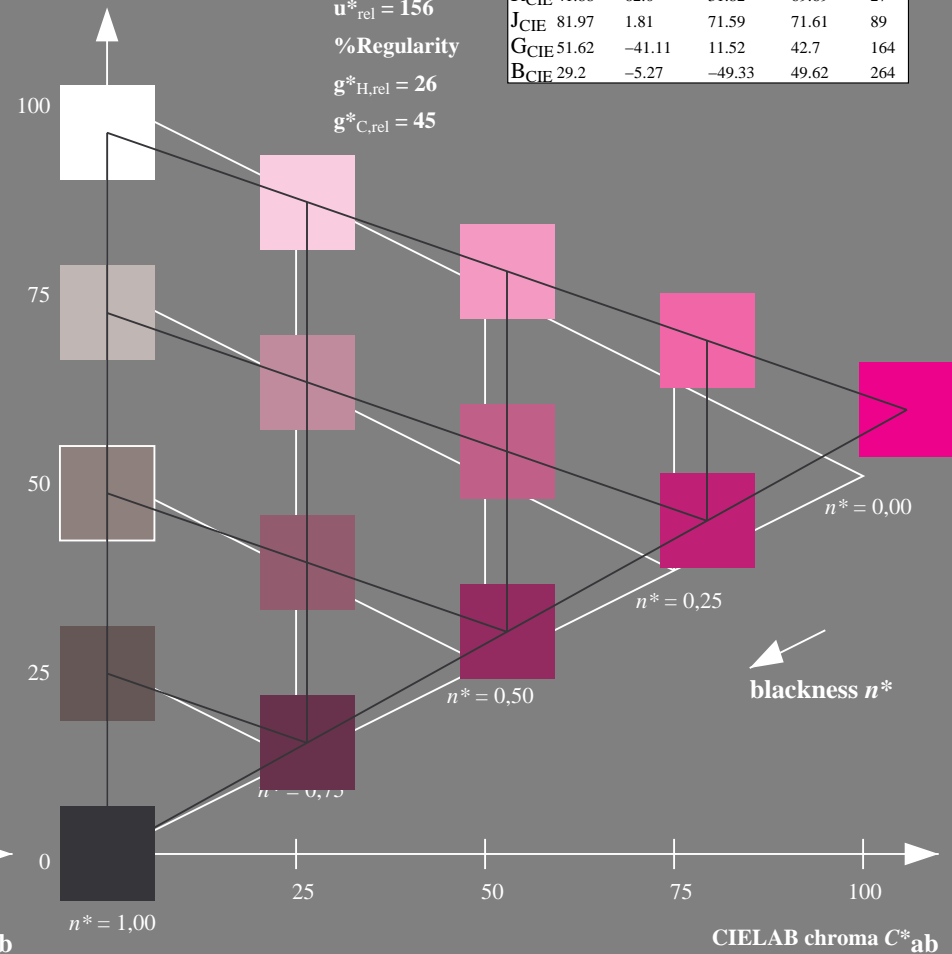
%Gamut

$u^*_{rel} = 156$

%Regularity

$g^*_{H,rel} = 26$

$g^*_{C,rel} = 45$



QE300-7, 5 step scales for constant CIELAB hue 356/360 = 0.99 (left)

5 step scales for constant CIELAB hue 330/360 = 0.915 (right)

BAM-test chart QE30; Colorimetric systems ORS18 & ORS18

D50: Coordinate systems of 5 step colour scales for 10 hues

input: $cmY0^*$ setcmkcolor

output: Startup (S) data depend

Input: Colorimetric Offset Reflective System ORS18

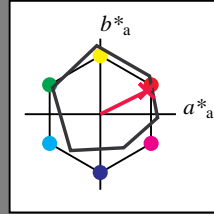
for hue $h^* = lab^*h = 26/360 = 0.074$

LAB*LCH, LAB*NCH

D50: hue R

LCH*Ma: 49 76 26

olv*Ma: 1.0 0.0 0.3



ORS18; adapted (a) CIELAB data

	$L^*=L^*_a$	a^*_a	b^*_a	$C^*_{ab,a}$	$h^*_{ab,a}$
O _{Ma}	47.94	65.05	50.54	82.38	38
Y _{Ma}	91.0	-4.72	90.58	90.7	93
L _{Ma}	50.9	-63.18	34.98	72.22	151
C _{Ma}	56.99	-39.34	-48.1	62.16	231
V _{Ma}	25.72	30.89	-44.4	54.09	305
M _{Ma}	49.99	75.76	-4.64	75.9	356
N _{Ma}	18.09	0.0	0.0	0.0	0
W _{Ma}	95.46	0.0	0.0	0.0	0
R _{CIE}	41.88	61.66	30.69	68.88	26
J _{CIE}	81.97	2.02	67.79	67.82	88
G _{CIE}	51.62	-41.32	9.74	42.46	167
B _{CIE}	29.2	-5.79	-49.61	49.96	263

CIELAB lightness L^*

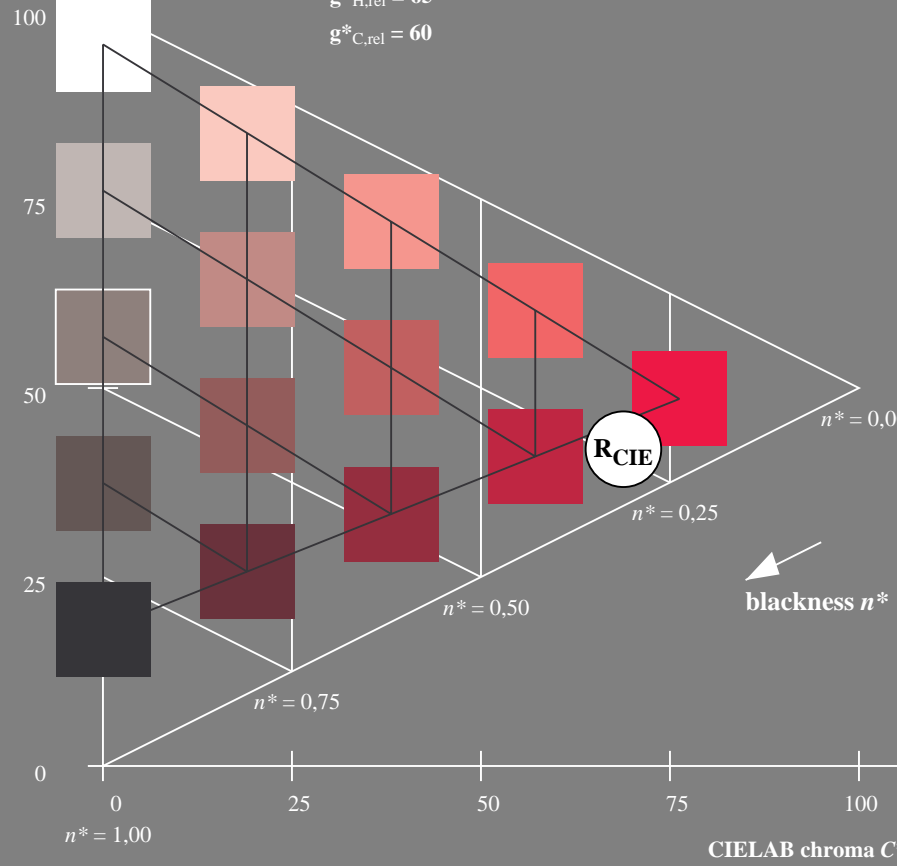
%Gamut

$u^*_{rel} = 94$

%Regularity

$g^*_{H,rel} = 65$

$g^*_{C,rel} = 60$



Output: Colorimetric Television Luminous System TLS00

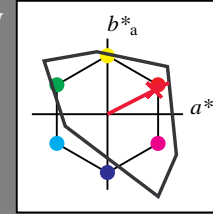
for hue $h^* = lab^*h = 27/360 = 0.075$

LAB*LCH, LAB*NCH

D50: hue R

LCH*Ma: 55 92 27

olv*Ma: 1.0 0.0 0.18



TLS00; adapted (a) CIELAB data

	$L^*=L^*_a$	a^*_a	b^*_a	$C^*_{ab,a}$	$h^*_{ab,a}$
O _{Ma}	54.19	79.36	63.0	101.33	38
Y _{Ma}	93.44	-14.18	82.59	83.8	100
L _{Ma}	82.82	-83.73	70.41	109.41	140
C _{Ma}	85.22	-55.9	-15.78	58.1	196
V _{Ma}	25.61	67.05	-108.87	127.87	302
M _{Ma}	58.76	91.18	-53.69	105.82	330
N _{Ma}	0.01	0.0	0.0	0.0	0
W _{Ma}	95.41	0.0	0.0	0.0	0
R _{CIE}	41.88	62.0	31.82	69.69	27
J _{CIE}	81.97	1.81	71.59	71.61	89
G _{CIE}	51.62	-41.11	11.52	42.7	164
B _{CIE}	29.2	-5.27	-49.33	49.62	264

CIELAB lightness L^*

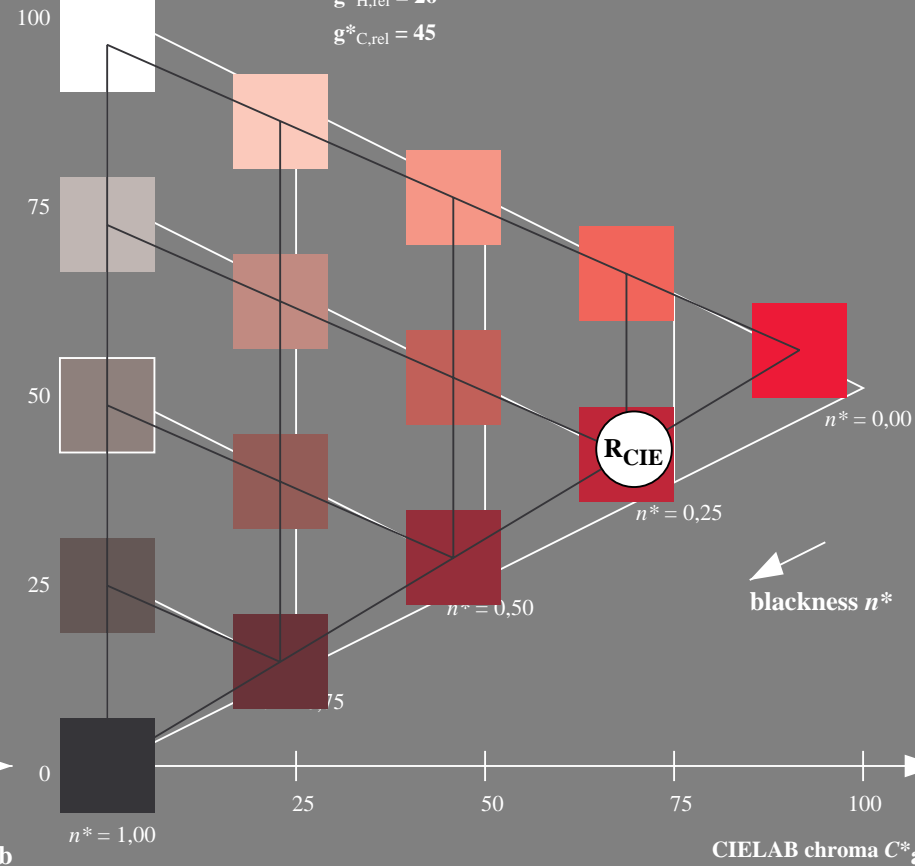
%Gamut

$u^*_{rel} = 156$

%Regularity

$g^*_{H,rel} = 26$

$g^*_{C,rel} = 45$



QE300-7, 5 step scales for constant CIELAB hue 26/360 = 0.074 (left)

5 step scales for constant CIELAB hue 27/360 = 0.075 (right)

BAM-test chart QE30; Colorimetric systems ORS18 & ORS18

D50: Coordinate systems of 5 step colour scales for 10 hues

input: $cmY0^*$ setcmykcolor

output: Startup (S) data dependend

Input: Colorimetric Offset Reflective System ORS18

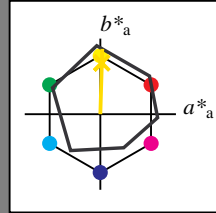
for hue $h^* = lab^*h = 88/360 = 0.245$

LAB*LCH, LAB*NCH

D50: hue J

LCH*Ma: 86 86 88

olv*Ma: 1.0 0.9 0.0



ORS18; adapted (a) CIELAB data

	$L^* = L^*_a$	a^*_a	b^*_a	$C^*_{ab,a}$	$h^*_{ab,a}$
O _{Ma}	47.94	65.05	50.54	82.38	38
Y _{Ma}	91.0	-4.72	90.58	90.7	93
L _{Ma}	50.9	-63.18	34.98	72.22	151
C _{Ma}	56.99	-39.34	-48.1	62.16	231
V _{Ma}	25.72	30.89	-44.4	54.09	305
M _{Ma}	49.99	75.76	-4.64	75.9	356
N _{Ma}	18.09	0.0	0.0	0.0	0
W _{Ma}	95.46	0.0	0.0	0.0	0
R _{CIE}	41.88	61.66	30.69	68.88	26
J _{CIE}	81.97	2.02	67.79	67.82	88
G _{CIE}	51.62	-41.32	9.74	42.46	167
B _{CIE}	29.2	-5.79	-49.61	49.96	263

CIELAB lightness L^*

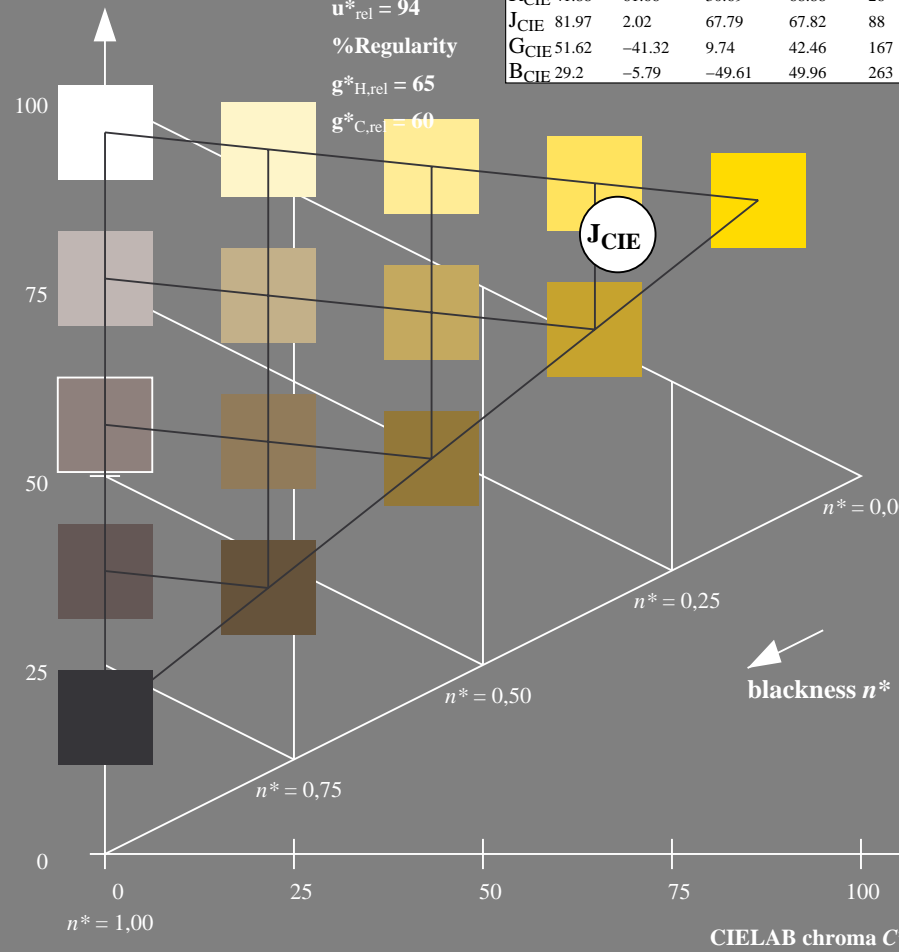
%Gamut

$u^*_{rel} = 94$

%Regularity

$g^*_{H,rel} = 65$

$g^*_{C,rel} = 60$



Output: Colorimetric Television Luminous System TLS00

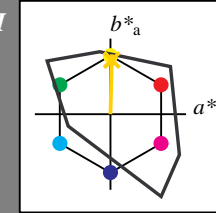
for hue $h^* = lab^*h = 89/360 = 0.246$

LAB*LCH, LAB*NCH

D50: hue J

LCH*Ma: 87 79 89

olv*Ma: 1.0 0.83 0.0



TLS00; adapted (a) CIELAB data

	$L^* = L^*_a$	a^*_a	b^*_a	$C^*_{ab,a}$	$h^*_{ab,a}$
O _{Ma}	54.19	79.36	63.0	101.33	38
Y _{Ma}	93.44	-14.18	82.59	83.8	100
L _{Ma}	82.82	-83.73	70.41	109.41	140
C _{Ma}	85.22	-55.9	-15.78	58.1	196
V _{Ma}	25.61	67.05	-108.87	127.87	302
M _{Ma}	58.76	91.18	-53.69	105.82	330
N _{Ma}	0.01	0.0	0.0	0.0	0
W _{Ma}	95.41	0.0	0.0	0.0	0
R _{CIE}	41.88	62.0	31.82	69.69	27
J _{CIE}	81.97	1.81	71.59	71.61	89
G _{CIE}	51.62	-41.11	11.52	42.7	164
B _{CIE}	29.2	-5.27	-49.33	49.62	264

CIELAB lightness L^*

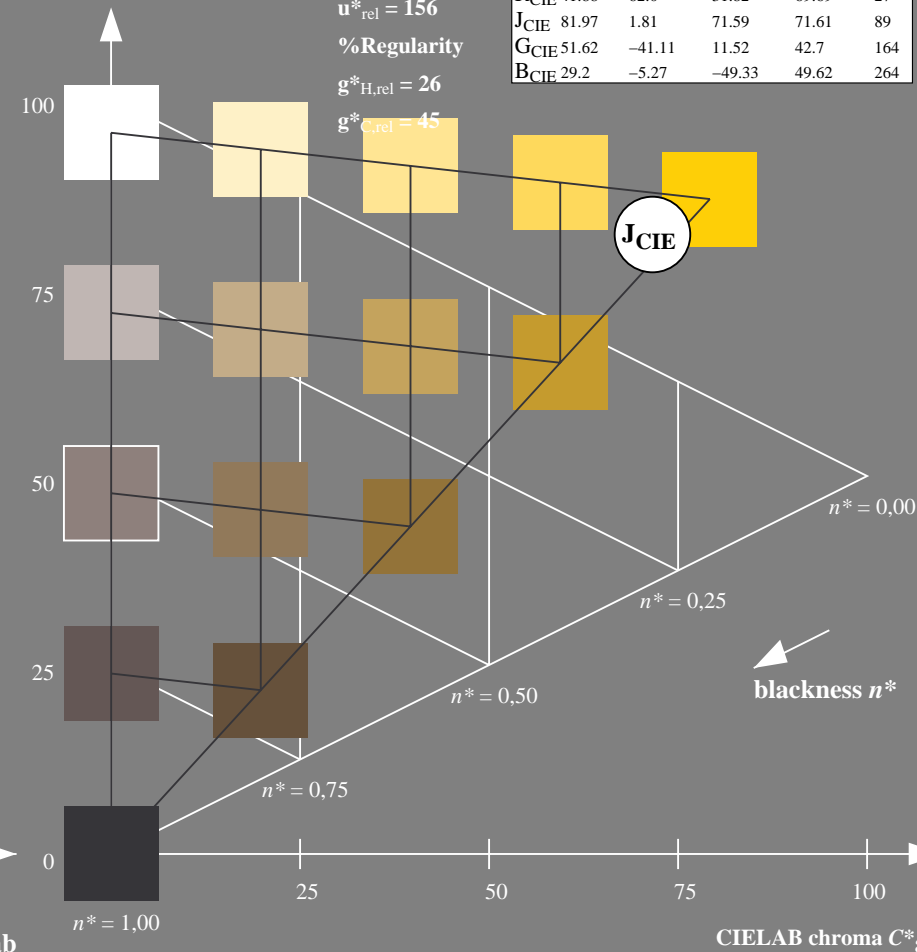
%Gamut

$u^*_{rel} = 156$

%Regularity

$g^*_{H,rel} = 26$

$g^*_{C,rel} = 45$



QE300-7, 5 step scales for constant CIELAB hue 88/360 = 0.245 (left)

5 step scales for constant CIELAB hue 89/360 = 0.246 (right)

BAM-test chart QE30; Colorimetric systems ORS18 & ORS18

D50: Coordinate systems of 5 step colour scales for 10 hues

input: $cmY0^*$ setcmkcolor

output: Startup (S) data dependend

Input: Colorimetric Offset Reflective System ORS18

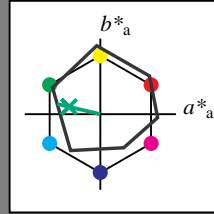
for hue $h^* = lab^*h = 167/360 = 0.463$

LAB*LCH, LAB*NCH

D50: hue G

LCH*Ma: 52 59 167

olv*Ma: 0.0 1.0 0.26



ORS18; adapted (a) CIELAB data

	$L^*=L^*_a$	a^*_a	b^*_a	$C^*_{ab,a}$	$h^*_{ab,a}$
O _{Ma}	47.94	65.05	50.54	82.38	38
Y _{Ma}	91.0	-4.72	90.58	90.7	93
L _{Ma}	50.9	-63.18	34.98	72.22	151
C _{Ma}	56.99	-39.34	-48.1	62.16	231
V _{Ma}	25.72	30.89	-44.4	54.09	305
M _{Ma}	49.99	75.76	-4.64	75.9	356
N _{Ma}	18.09	0.0	0.0	0.0	0
W _{Ma}	95.46	0.0	0.0	0.0	0
R _{CIE}	41.88	61.66	30.69	68.88	26
J _{CIE}	81.97	2.02	67.79	67.82	88
G _{CIE}	51.62	-41.32	9.74	42.46	167
B _{CIE}	29.2	-5.79	-49.61	49.96	263

CIELAB lightness L^*

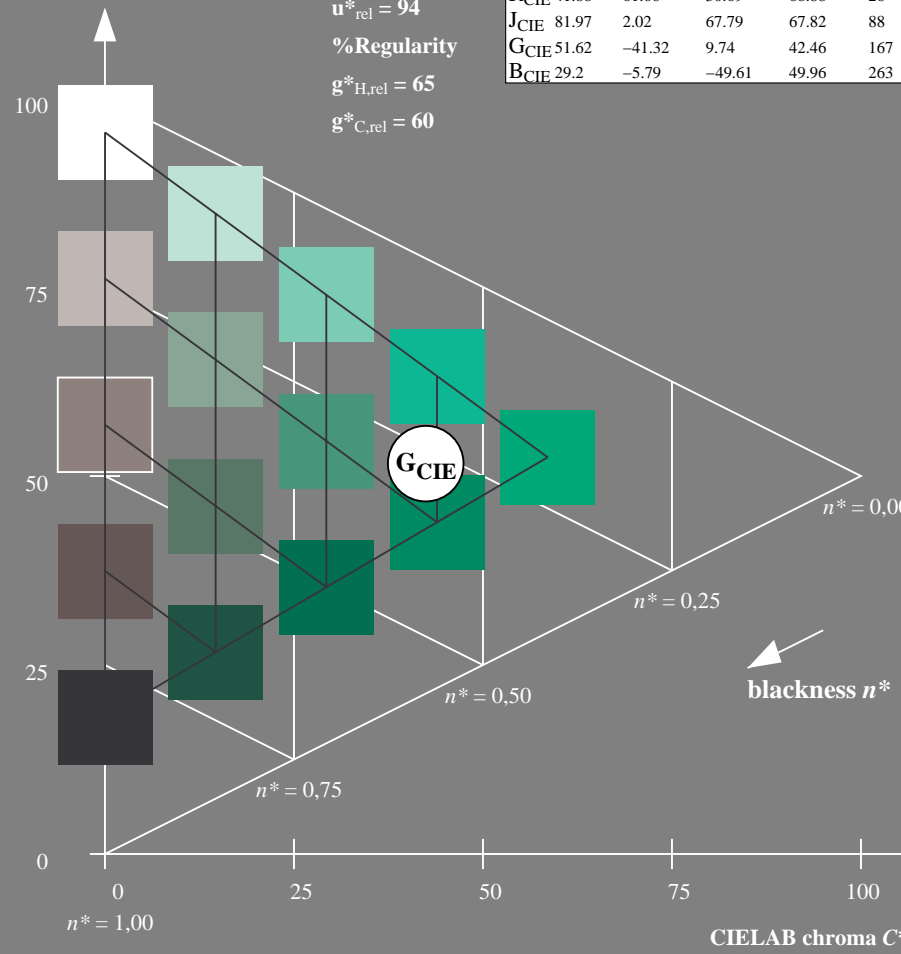
%Gamut

$u^*_{rel} = 94$

%Regularity

$g^*_{H,rel} = 65$

$g^*_{C,rel} = 60$



QE300-7, 5 step scales for constant CIELAB hue 167/360 = 0.463 (left)

Output: Colorimetric Television Luminous System TLS00

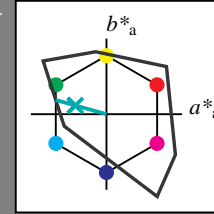
for hue $h^* = lab^*h = 164/360 = 0.457$

LAB*LCH, LAB*NCH

D50: hue G

LCH*Ma: 84 70 164

olv*Ma: 0.0 1.0 0.6



TLS00; adapted (a) CIELAB data

	$L^*=L^*_a$	a^*_a	b^*_a	$C^*_{ab,a}$	$h^*_{ab,a}$
O _{Ma}	54.19	79.36	63.0	101.33	38
Y _{Ma}	93.44	-14.18	82.59	83.8	100
L _{Ma}	82.82	-83.73	70.41	109.41	140
C _{Ma}	85.22	-55.9	-15.78	58.1	196
V _{Ma}	25.61	67.05	-108.87	127.87	302
M _{Ma}	58.76	91.18	-53.69	105.82	330
N _{Ma}	0.01	0.0	0.0	0.0	0
W _{Ma}	95.41	0.0	0.0	0.0	0
R _{CIE}	41.88	62.0	31.82	69.69	27
J _{CIE}	81.97	1.81	71.59	71.61	89
G _{CIE}	51.62	-41.11	11.52	42.7	164
B _{CIE}	29.2	-5.27	-49.33	49.62	264

CIELAB lightness L^*

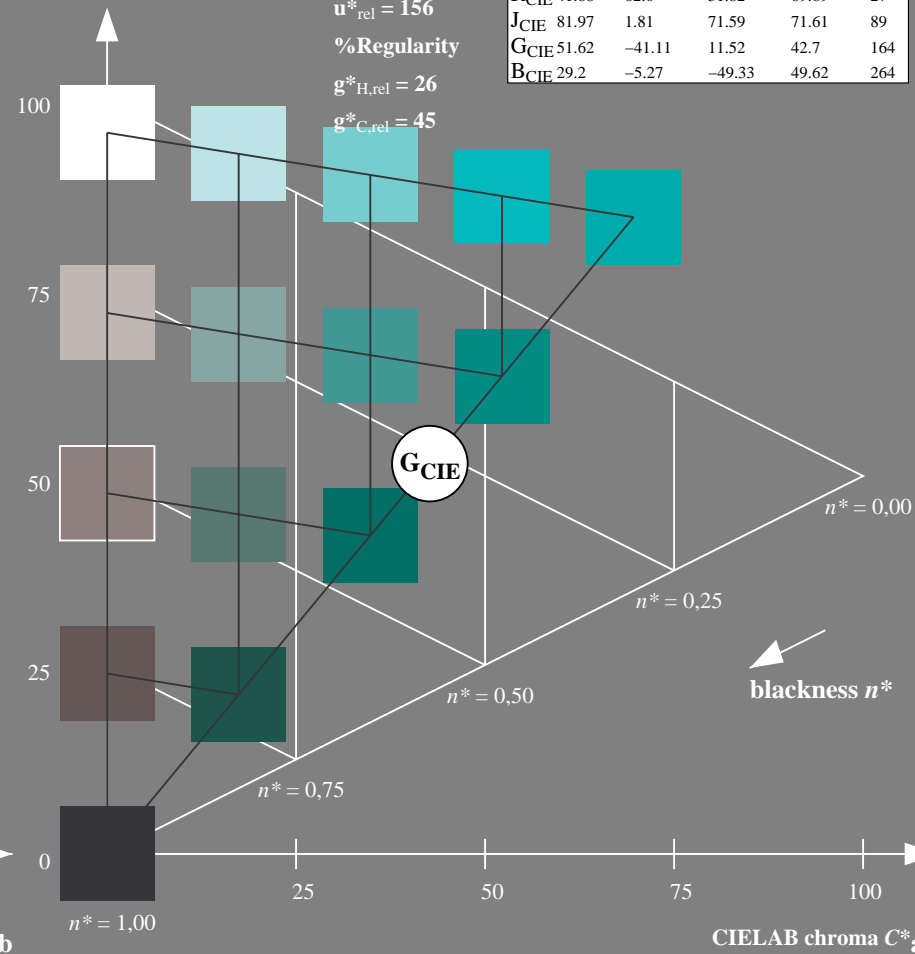
%Gamut

$u^*_{rel} = 156$

%Regularity

$g^*_{H,rel} = 26$

$g^*_{C,rel} = 45$



5 step scales for constant CIELAB hue 164/360 = 0.457 (right)

BAM-test chart QE30; Colorimetric systems ORS18 & ORS18

D50: Coordinate systems of 5 step colour scales for 10 hues

input: *cmY0* setcmykcolor*

output: *Startup (S) data depend*

See for similar files: <http://www.ps.bam.de/QE30/>
 Technical information: <http://www.ps.bam.de>
 Version 2.1, io=0,0?

BAM registration: 20060101-QE30/10Q/Q30E08SP.PS/.PDF BAM material: code=rh4ta
 application for evaluation and measurement of printer or monitor systems
 /QE30/ Form: 9/10, Serie: 1/1, Page: 9 Page count: 9

Input: Colorimetric Offset Reflective System ORS18

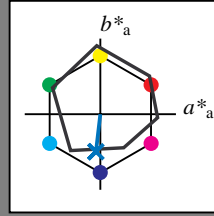
for hue $h^* = lab^*h = 263/360 = 0.731$

LAB*LCH, LAB*NCH

D50: hue B

LCH*Ma: 42 47 263

olv*Ma: 0.0 0.52 1.0



ORS18; adapted (a) CIELAB data

	$L^* = L^*_a$	a^*_a	b^*_a	$C^*_{ab,a}$	$h^*_{ab,a}$
O _{Ma}	47.94	65.05	50.54	82.38	38
Y _{Ma}	91.0	-4.72	90.58	90.7	93
L _{Ma}	50.9	-63.18	34.98	72.22	151
C _{Ma}	56.99	-39.34	-48.1	62.16	231
V _{Ma}	25.72	30.89	-44.4	54.09	305
M _{Ma}	49.99	75.76	-4.64	75.9	356
N _{Ma}	18.09	0.0	0.0	0.0	0
W _{Ma}	95.46	0.0	0.0	0.0	0
R _{CIE}	41.88	61.66	30.69	68.88	26
J _{CIE}	81.97	2.02	67.79	67.82	88
G _{CIE}	51.62	-41.32	9.74	42.46	167
B _{CIE}	29.2	-5.79	-49.61	49.96	263

CIELAB lightness L^*

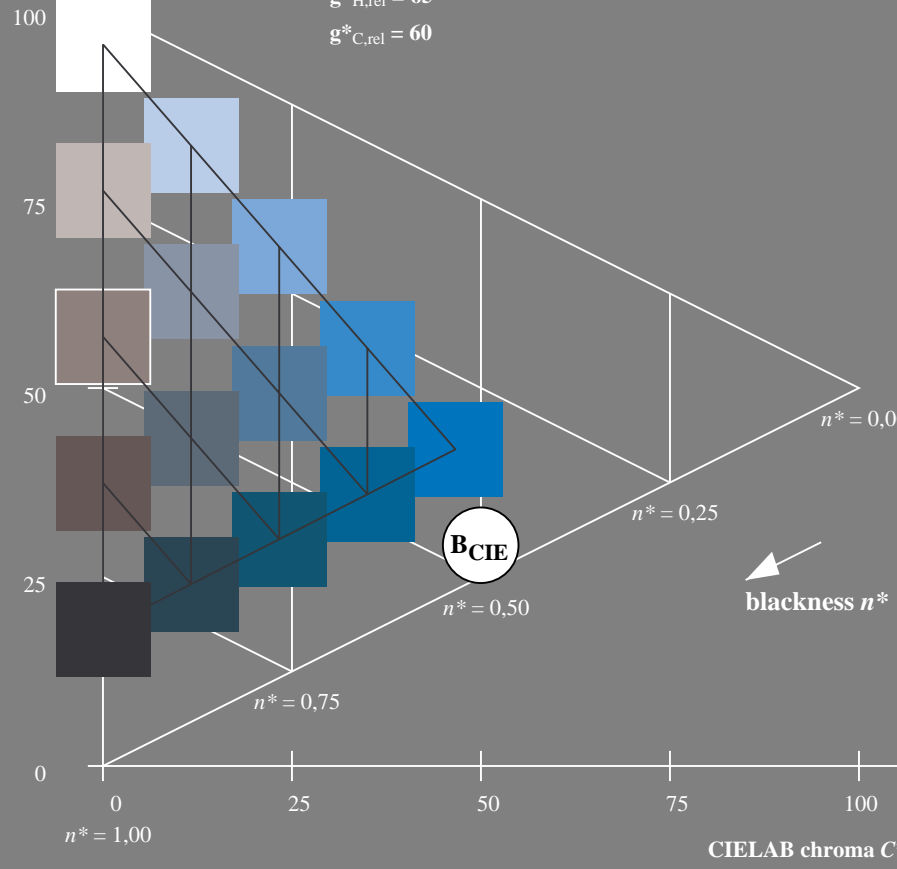
%Gamut

$u^*_{rel} = 94$

%Regularity

$g^*_{H,rel} = 65$

$g^*_{C,rel} = 60$



QE300-7, 5 step scales for constant CIELAB hue 263/360 = 0.731 (left)

Output: Colorimetric Television Luminous System TLS00

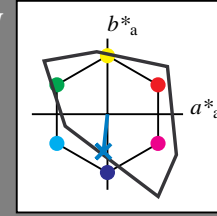
for hue $h^* = lab^*h = 264/360 = 0.733$

LAB*LCH, LAB*NCH

D50: hue B

LCH*Ma: 61 54 264

olv*Ma: 0.0 0.59 1.0



TLS00; adapted (a) CIELAB data

	$L^* = L^*_a$	a^*_a	b^*_a	$C^*_{ab,a}$	$h^*_{ab,a}$
O _{Ma}	54.19	79.36	63.0	101.33	38
Y _{Ma}	93.44	-14.18	82.59	83.8	100
L _{Ma}	82.82	-83.73	70.41	109.41	140
C _{Ma}	85.22	-55.9	-15.78	58.1	196
V _{Ma}	25.61	67.05	-108.87	127.87	302
M _{Ma}	58.76	91.18	-53.69	105.82	330
N _{Ma}	0.01	0.0	0.0	0.0	0
W _{Ma}	95.41	0.0	0.0	0.0	0
R _{CIE}	41.88	62.0	31.82	69.69	27
J _{CIE}	81.97	1.81	71.59	71.61	89
G _{CIE}	51.62	-41.11	11.52	42.7	164
B _{CIE}	29.2	-5.27	-49.33	49.62	264

CIELAB lightness L^*

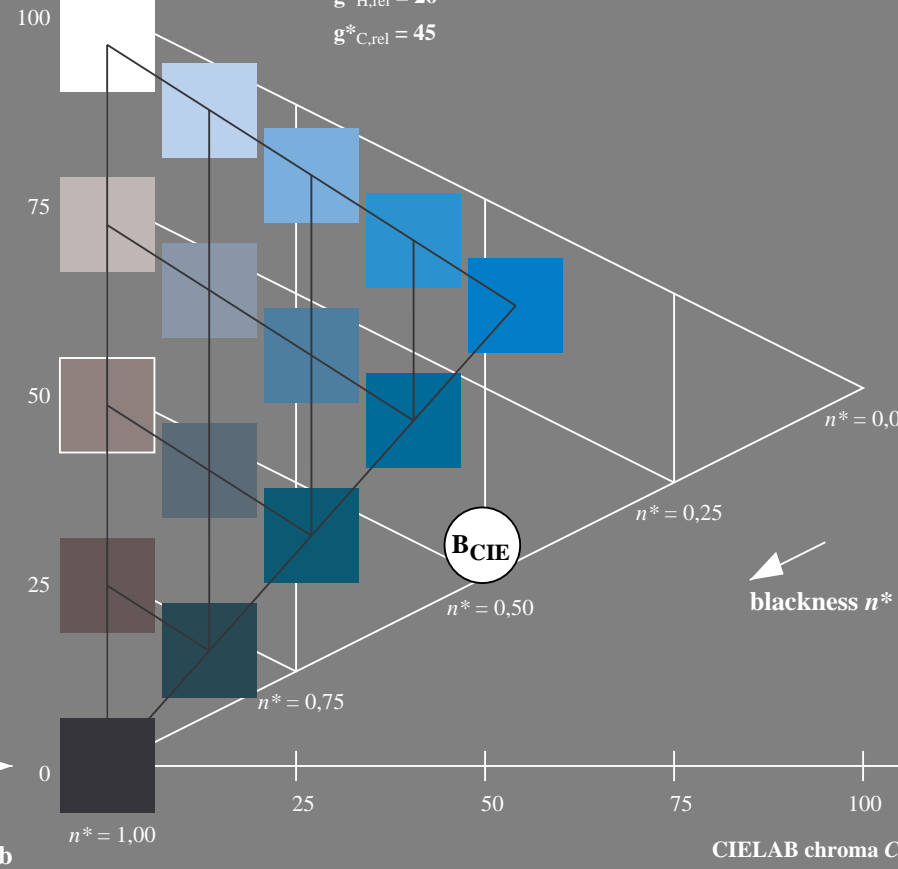
%Gamut

$u^*_{rel} = 156$

%Regularity

$g^*_{H,rel} = 26$

$g^*_{C,rel} = 45$



5 step scales for constant CIELAB hue 264/360 = 0.733 (right)

BAM-test chart QE30; Colorimetric systems ORS18 & ORS18

D50: Coordinate systems of 5 step colour scales for 10 hues

input: $cmy0^*$ setcmykcolor

output: Startup (S) data dependend