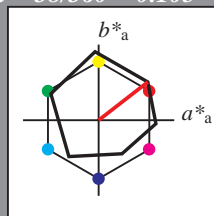


Eingabe: Farbmétrisches Offset-Reflektiv-System ORS18

für Buntton $h^* = lab^*h = 38/360 = 0.105$
 lab^*tch und lab^*nch

D50: Buntton O
 LCH*Ma: 48 82 38
 olv*Ma: 1.0 0.0 0.0

Dreiecks-Helligkeit t^*



ORS18; adaptierte CIELAB-Daten

	$L^*=L^*_a$	a^*_a	b^*_a	$C^*_{ab,a}$	$h^*_{ab,a}$
O _{Ma}	47.94	65.05	50.54	82.38	38
Y _{Ma}	91.0	-4.72	90.58	90.7	93
L _{Ma}	50.9	-63.18	34.98	72.22	151
C _{Ma}	56.99	-39.34	-48.1	62.16	231
V _{Ma}	25.72	30.89	-44.4	54.09	305
M _{Ma}	49.99	75.76	-4.64	75.9	356
N _{Ma}	18.09	0.0	0.0	0.0	0
W _{Ma}	95.46	0.0	0.0	0.0	0
R _{CIE}	41.88	61.66	30.69	68.88	26
J _{CIE}	81.97	2.02	67.79	67.82	88
G _{CIE}	51.62	-41.32	9.74	42.46	167
B _{CIE}	29.2	-5.79	-49.61	49.96	263

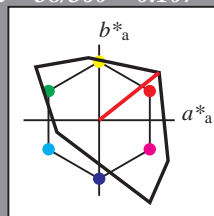
%Umfang
 $u^*_{rel} = 94$
 %Regularität
 $g^*_{H,rel} = 65$
 $g^*_{C,rel} = 60$

Ausgabe: Farbmétrisches Fernseh-Licht-System TLS00

für Buntton $h^* = lab^*h = 38/360 = 0.107$
 lab^*tch und lab^*nch

D50: Buntton O
 LCH*Ma: 54 101 38
 olv*Ma: 1.0 0.0 0.0

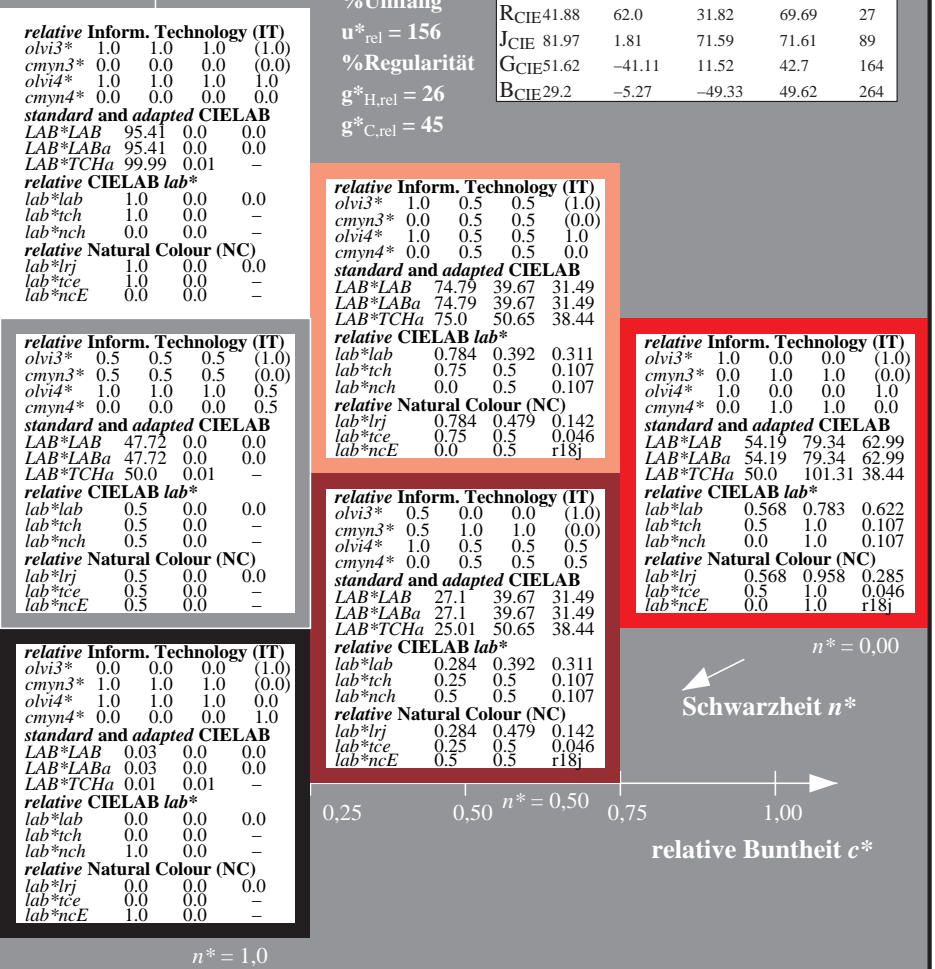
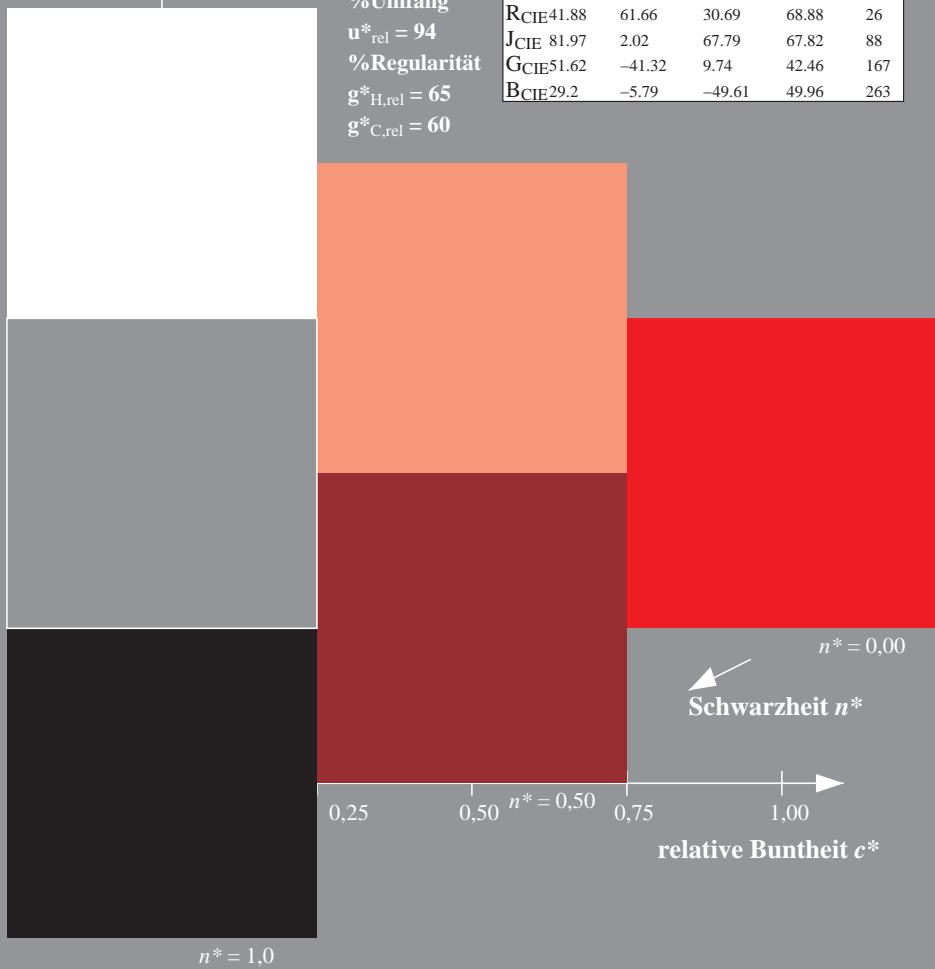
Dreiecks-Helligkeit t^*



TLS00; adaptierte CIELAB-Daten

	$L^*=L^*_a$	a^*_a	b^*_a	$C^*_{ab,a}$	$h^*_{ab,a}$
O _{Ma}	54.19	79.36	63.0	101.33	38
Y _{Ma}	93.44	-14.18	82.59	83.8	100
L _{Ma}	82.82	-83.73	70.41	109.41	140
C _{Ma}	85.22	-55.9	-15.78	58.1	196
V _{Ma}	25.61	67.05	-108.87	127.87	302
M _{Ma}	58.76	91.18	-53.69	105.82	330
N _{Ma}	0.01	0.0	0.0	0.0	0
W _{Ma}	95.41	0.0	0.0	0.0	0
R _{CIE}	41.88	62.0	31.82	69.69	27
J _{CIE}	81.97	1.81	71.59	71.61	89
G _{CIE}	51.62	-41.11	11.52	42.7	164
B _{CIE}	29.2	-5.27	-49.33	49.62	264

%Umfang
 $u^*_{rel} = 156$
 %Regularität
 $g^*_{H,rel} = 26$
 $g^*_{C,rel} = 45$



relative Inform. Technology (IT)

olvi3*	1.0	1.0	1.0	(1.0)
cmyn3*	0.0	0.0	0.0	(0.0)
olvi4*	1.0	1.0	1.0	1.0
cmyn4*	0.0	0.0	0.0	0.0

standard and adapted CIELAB

LAB*LAB	95.41	0.0	0.0
LAB*LABa	95.41	0.0	0.0
LAB*TCHa	99.99	0.01	-

relative CIELAB lab*

lab*lab	1.0	0.0	0.0
lab*tch	1.0	0.0	-
lab*nch	0.0	0.0	-

relative Natural Colour (NC)

lab*lrj	1.0	0.0	0.0
lab*tce	1.0	0.0	-
lab*nce	0.0	0.0	-

relative Inform. Technology (IT)

olvi3*	0.5	0.5	0.5	(1.0)
cmyn3*	0.5	0.5	0.5	(0.0)
olvi4*	1.0	1.0	1.0	0.5
cmyn4*	0.0	0.0	0.0	0.5

standard and adapted CIELAB

LAB*LAB	47.72	0.0	0.0
LAB*LABa	47.72	0.0	0.0
LAB*TCHa	50.0	0.01	-

relative CIELAB lab*

lab*lab	0.5	0.0	0.0
lab*tch	0.5	0.0	-
lab*nch	0.5	0.0	-

relative Natural Colour (NC)

lab*lrj	0.5	0.0	0.0
lab*tce	0.5	0.0	-
lab*nce	0.5	0.0	-

relative Inform. Technology (IT)

olvi3*	0.0	0.0	0.0	(1.0)
cmyn3*	1.0	1.0	1.0	(0.0)
olvi4*	1.0	1.0	1.0	0.0
cmyn4*	0.0	0.0	0.0	1.0

standard and adapted CIELAB

LAB*LAB	0.03	0.0	0.0
LAB*LABa	0.03	0.0	0.0
LAB*TCHa	0.01	0.01	-

relative CIELAB lab*

lab*lab	0.0	0.0	0.0
lab*tch	0.0	0.0	-
lab*nch	1.0	0.0	-

relative Natural Colour (NC)

lab*lrj	0.0	0.0	0.0
lab*tce	0.0	0.0	-
lab*nce	1.0	0.0	-

relative Inform. Technology (IT)

olvi3*	1.0	0.5	0.5	(1.0)
cmyn3*	0.0	0.5	0.5	(0.0)
olvi4*	1.0	0.5	0.5	1.0
cmyn4*	0.0	0.5	0.5	0.0

standard and adapted CIELAB

LAB*LAB	74.79	39.67	31.49
LAB*LABa	74.79	39.67	31.49
LAB*TCHa	75.0	50.65	38.44

relative CIELAB lab*

lab*lab	0.784	0.392	0.311
lab*tch	0.75	0.5	0.107
lab*nch	0.0	0.5	0.107

relative Natural Colour (NC)

lab*lrj	0.784	0.479	0.142
lab*tce	0.75	0.5	0.046
lab*nce	0.0	0.5	r18j

relative Inform. Technology (IT)

olvi3*	0.5	0.0	0.0	(1.0)
cmyn3*	0.5	1.0	1.0	(0.0)
olvi4*	1.0	0.5	0.5	0.5
cmyn4*	0.0	0.5	0.5	0.5

standard and adapted CIELAB

LAB*LAB	27.1	39.67	31.49
LAB*LABa	27.1	39.67	31.49
LAB*TCHa	25.01	50.65	38.44

relative CIELAB lab*

lab*lab	0.284	0.392	0.311
lab*tch	0.25	0.5	0.107
lab*nch	0.5	0.5	0.107

relative Natural Colour (NC)

lab*lrj	0.284	0.479	0.142
lab*tce	0.25	0.5	0.046
lab*nce	0.5	0.5	r18j

relative Inform. Technology (IT)

olvi3*	1.0	0.0	0.0	(1.0)
cmyn3*	0.0	1.0	1.0	(0.0)
olvi4*	1.0	0.0	0.0	1.0
cmyn4*	0.0	1.0	1.0	0.0

standard and adapted CIELAB

LAB*LAB	54.19	79.34	62.99
LAB*LABa	54.19	79.34	62.99
LAB*TCHa	50.0	101.31	38.44

relative CIELAB lab*

lab*lab	0.568	0.783	0.622
lab*tch	0.5	1.0	0.107
lab*nch	0.0	1.0	0.107

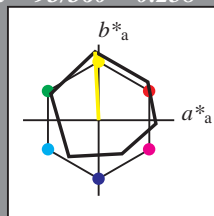
relative Natural Colour (NC)

lab*lrj	0.568	0.958	0.285
lab*tce	0.5	1.0	0.046
lab*nce	0.0	1.0	r18j

Eingabe: Farbmétrisches Offset-Reflektiv-System ORS18

für Buntton $h^* = lab^*h = 93/360 = 0.258$
 lab^*tch und lab^*nch

D50: Buntton Y
 LCH*Ma: 91 91 93
 olv*Ma: 1.0 1.0 0.0
 Dreiecks-Helligkeit t^*



ORS18; adaptierte CIELAB-Daten

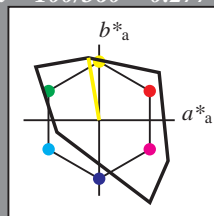
	$L^*=L^*_a$	a^*_a	b^*_a	$C^*_{ab,a}$	$h^*_{ab,a}$
OMa	47.94	65.05	50.54	82.38	38
YMa	91.0	-4.72	90.58	90.7	93
LMa	50.9	-63.18	34.98	72.22	151
CMa	56.99	-39.34	-48.1	62.16	231
VMa	25.72	30.89	-44.4	54.09	305
MMa	49.99	75.76	-4.64	75.9	356
NMa	18.09	0.0	0.0	0.0	0
WMa	95.46	0.0	0.0	0.0	0
RCIE	41.88	61.66	30.69	68.88	26
JCIE	81.97	2.02	67.79	67.82	88
GCIE	51.62	-41.32	9.74	42.46	167
BCIE	29.2	-5.79	-49.61	49.96	263

%Umfang
 $u^*_{rel} = 94$
 %Regularität
 $g^*_{H,rel} = 65$
 $g^*_{C,rel} = 60$

Ausgabe: Farbmétrisches Fernseh-Licht-System TLS00

für Buntton $h^* = lab^*h = 100/360 = 0.277$
 lab^*tch und lab^*nch

D50: Buntton Y
 LCH*Ma: 93 84 100
 olv*Ma: 1.0 1.0 0.0
 Dreiecks-Helligkeit t^*



TLS00; adaptierte CIELAB-Daten

	$L^*=L^*_a$	a^*_a	b^*_a	$C^*_{ab,a}$	$h^*_{ab,a}$
OMa	54.19	79.36	63.0	101.33	38
YMa	93.44	-14.18	82.59	83.8	100
LMa	82.82	-83.73	70.41	109.41	140
CMa	85.22	-55.9	-15.78	58.1	196
VMa	25.61	67.05	-108.87	127.87	302
MMa	58.76	91.18	-53.69	105.82	330
NMa	0.01	0.0	0.0	0.0	0
WMa	95.41	0.0	0.0	0.0	0
RCIE	41.88	62.0	31.82	69.69	27
JCIE	81.97	1.81	71.59	71.61	89
GCIE	51.62	-41.11	11.52	42.7	164
BCIE	29.2	-5.27	-49.33	49.62	264

%Umfang
 $u^*_{rel} = 156$
 %Regularität
 $g^*_{H,rel} = 26$
 $g^*_{C,rel} = 45$

relative Inform. Technology (IT)

olvi3*	1.0	1.0	1.0	(1.0)
cmyn3*	0.0	0.0	0.0	(0.0)
olvi4*	1.0	1.0	1.0	1.0
cmyn4*	0.0	0.0	0.0	0.0

standard and adapted CIELAB

LAB*LAB	95.41	0.0	0.0
LAB*LABa	95.41	0.0	0.0
LAB*TCHa	99.99	0.01	-

relative CIELAB lab*

lab*lab	1.0	0.0	0.0
lab*tch	1.0	0.0	-
lab*nch	0.0	0.0	-

relative Natural Colour (NC)

lab*lrj	1.0	0.0	0.0
lab*tce	1.0	0.0	-
lab*nce	0.0	0.0	-

relative Inform. Technology (IT)

olvi3*	1.0	1.0	0.5	(1.0)
cmyn3*	0.0	0.0	0.5	(0.0)
olvi4*	1.0	1.0	0.5	1.0
cmyn4*	0.0	0.0	0.5	0.0

standard and adapted CIELAB

LAB*LAB	94.42	-7.08	41.29
LAB*LABa	94.42	-7.08	41.29
LAB*TCHa	75.0	41.89	99.75

relative CIELAB lab*

lab*lab	0.99	-0.084	0.493
lab*tch	0.75	0.5	0.277
lab*nch	0.0	0.5	0.277

relative Natural Colour (NC)

lab*lrj	0.99	-0.114	0.487
lab*tce	0.75	0.5	0.287
lab*nce	0.0	0.5	j14g

relative Inform. Technology (IT)

olvi3*	0.5	0.5	0.5	(1.0)
cmyn3*	0.5	0.5	0.5	(0.0)
olvi4*	1.0	1.0	1.0	0.5
cmyn4*	0.0	0.0	0.0	0.5

standard and adapted CIELAB

LAB*LAB	47.72	0.0	0.0
LAB*LABa	47.72	0.0	0.0
LAB*TCHa	50.0	0.01	-

relative CIELAB lab*

lab*lab	0.5	0.0	0.0
lab*tch	0.5	0.0	-
lab*nch	0.5	0.0	-

relative Natural Colour (NC)

lab*lrj	0.5	0.0	0.0
lab*tce	0.5	0.0	-
lab*nce	0.5	0.0	-

relative Inform. Technology (IT)

olvi3*	0.5	0.5	0.0	(1.0)
cmyn3*	0.5	0.5	1.0	(0.0)
olvi4*	1.0	1.0	0.5	0.5
cmyn4*	0.0	0.0	0.5	0.5

standard and adapted CIELAB

LAB*LAB	46.73	-7.08	41.29
LAB*LABa	46.73	-7.08	41.29
LAB*TCHa	25.01	41.89	99.75

relative CIELAB lab*

lab*lab	0.49	-0.084	0.493
lab*tch	0.25	0.5	0.277
lab*nch	0.5	0.5	0.277

relative Natural Colour (NC)

lab*lrj	0.49	-0.114	0.487
lab*tce	0.25	0.5	0.287
lab*nce	0.5	0.5	j14g

relative Inform. Technology (IT)

olvi3*	1.0	1.0	0.0	(1.0)
cmyn3*	0.0	0.0	1.0	(0.0)
olvi4*	1.0	1.0	0.0	1.0
cmyn4*	0.0	0.0	1.0	0.0

standard and adapted CIELAB

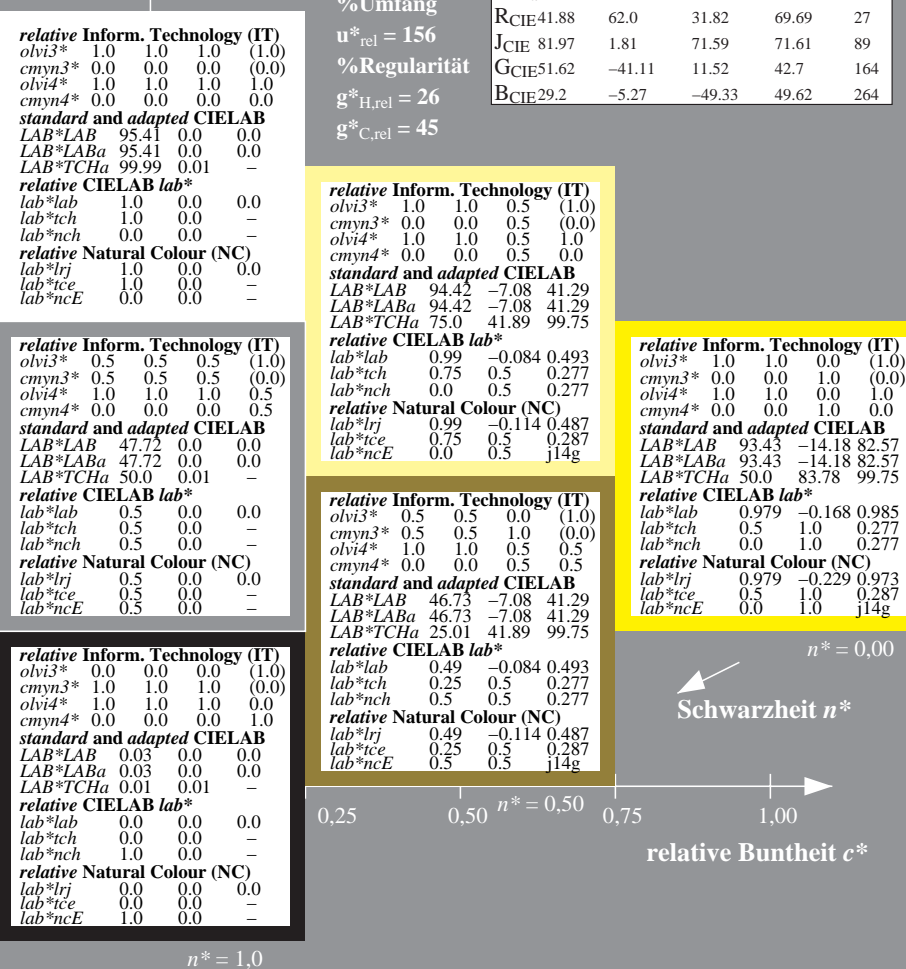

LAB*LAB	93.43	-14.18	82.57
LAB*LABa	93.43	-14.18	82.57
LAB*TCHa	50.0	83.78	99.75

relative CIELAB lab*

lab*lab	0.979	-0.168	0.985
lab*tch	0.5	1.0	0.277
lab*nch	0.0	1.0	0.277

relative Natural Colour (NC)

lab*lrj	0.979	-0.229	0.973
lab*tce	0.5	1.0	0.287
lab*nce	0.0	1.0	j14g



QG000-7, 3 stufige Reihen für konstanten CIELAB Buntton 93/360 = 0.258 (links)

3 stufige Reihen für konstanten CIELAB Buntton 100/360 = 0.277 (rechts)

BAM-Prüfvorlage QG00; Farbmétrik-Systeme ORS18 & TLS00 input: $cmY0^* setcmykcolor$

D50: 3stufige Farbreihen und Koordinatendaten für 10 Bunttöne output: $cmY0^*/000n^* setcmykcolor$

Siehe ähnliche Dateien: <http://www.ps.bam.de/QG00/>
 Technische Information: <http://www.ps.bam.de> Version 2.1, io=0.0, CIELAB

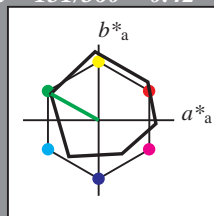
BAM-Registrierung: 20060101-QG00/10L/L00G01FP.PS/.PDF BAM-Material: Code=rh4ta
 Anwendung für Beurteilung und Messung von Drucker- oder Monitorssystemen
 /QG00/ Form: 2/10, Serie: 1/1, Seite: 2
 Seitenlung 2

Eingabe: Farbmatisches Offset-Reflektiv-System ORS18

für Buntton $h^* = lab^*h = 151/360 = 0.42$
 lab^*tch und lab^*nch

D50: Buntton L
 LCH*Ma: 51 72 151
 olv*Ma: 0.0 1.0 0.0

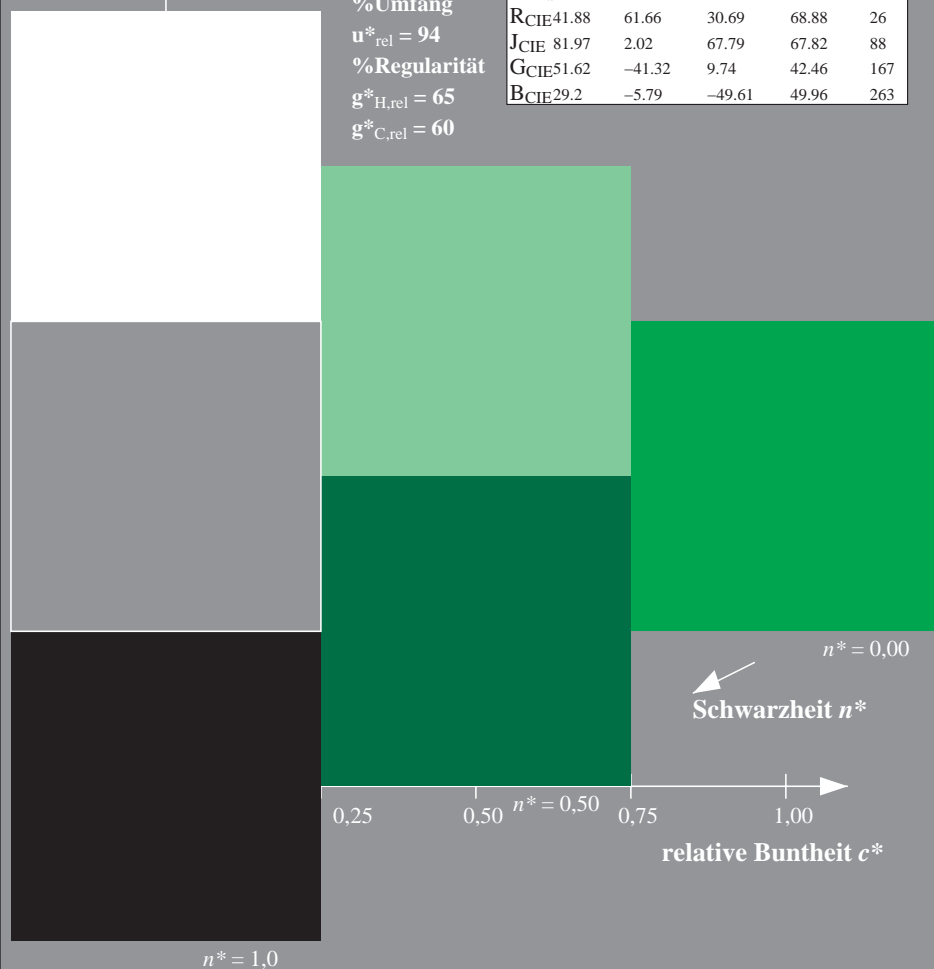
Dreiecks-Helligkeit t^*



ORS18; adaptierte CIELAB-Daten

	$L^*=L^*_a$	a^*_a	b^*_a	$C^*_{ab,a}$	$h^*_{ab,a}$
OMa	47.94	65.05	50.54	82.38	38
YMa	91.0	-4.72	90.58	90.7	93
LMa	50.9	-63.18	34.98	72.22	151
CMa	56.99	-39.34	-48.1	62.16	231
VMa	25.72	30.89	-44.4	54.09	305
MMa	49.99	75.76	-4.64	75.9	356
NMa	18.09	0.0	0.0	0.0	0
WMa	95.46	0.0	0.0	0.0	0
RCIE	41.88	61.66	30.69	68.88	26
JCIE	81.97	2.02	67.79	67.82	88
GCIE	51.62	-41.32	9.74	42.46	167
BCIE	29.2	-5.79	-49.61	49.96	263

%Umfang
 $u^*_{rel} = 94$
 %Regularität
 $g^*_{H,rel} = 65$
 $g^*_{C,rel} = 60$

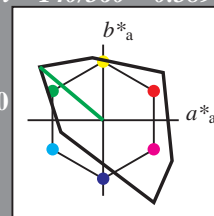


Ausgabe: Farbmatisches Fernseh-Licht-System TLS00

für Buntton $h^* = lab^*h = 140/360 = 0.389$
 lab^*tch und lab^*nch

D50: Buntton L
 LCH*Ma: 83 109 140
 olv*Ma: 0.0 1.0 0.0

Dreiecks-Helligkeit t^*



TLS00; adaptierte CIELAB-Daten

	$L^*=L^*_a$	a^*_a	b^*_a	$C^*_{ab,a}$	$h^*_{ab,a}$
OMa	54.19	79.36	63.0	101.33	38
YMa	93.44	-14.18	82.59	83.8	100
LMa	82.82	-83.73	70.41	109.41	140
CMa	85.22	-55.9	-15.78	58.1	196
VMa	25.61	67.05	-108.87	127.87	302
MMa	58.76	91.18	-53.69	105.82	330
NMa	0.01	0.0	0.0	0.0	0
WMa	95.41	0.0	0.0	0.0	0
RCIE	41.88	62.0	31.82	69.69	27
JCIE	81.97	1.81	71.59	71.61	89
GCIE	51.62	-41.11	11.52	42.7	164
BCIE	29.2	-5.27	-49.33	49.62	264

%Umfang
 $u^*_{rel} = 156$
 %Regularität
 $g^*_{H,rel} = 26$
 $g^*_{C,rel} = 45$

relative Inform. Technology (IT)

olvi3*	1.0	1.0	1.0	(1.0)
cmyn3*	0.0	0.0	0.0	(0.0)
olvi4*	1.0	1.0	1.0	1.0
cmyn4*	0.0	0.0	0.0	0.0

standard and adapted CIELAB

LAB*LAB	95.41	0.0	0.0
LAB*LABa	95.41	0.0	0.0
LAB*TCHa	99.99	0.01	-

relative CIELAB lab*

lab*lab	1.0	0.0	0.0
lab*tch	1.0	0.0	-
lab*nch	0.0	0.0	-

relative Natural Colour (NC)

lab*lrj	1.0	0.0	0.0
lab*tce	1.0	0.0	-
lab*nce	0.0	0.0	-

relative Inform. Technology (IT)

olvi3*	0.5	1.0	0.5	(1.0)
cmyn3*	0.5	0.0	0.5	(0.0)
olvi4*	0.5	1.0	0.5	1.0
cmyn4*	0.5	0.0	0.5	0.0

standard and adapted CIELAB

LAB*LAB	89.11	-41.85	35.2
LAB*LABa	89.11	-41.85	35.2
LAB*TCHa	75.0	54.69	139.94

relative CIELAB lab*

lab*lab	0.934	-0.382	0.322
lab*tch	0.75	0.5	0.389
lab*nch	0.0	0.5	0.389

relative Natural Colour (NC)

lab*lrj	0.934	-0.436	0.242
lab*tce	0.75	0.5	0.419
lab*nce	0.0	0.5	0.67g

relative Inform. Technology (IT)

olvi3*	0.5	0.5	0.5	(1.0)
cmyn3*	0.5	0.5	0.5	(0.0)
olvi4*	1.0	1.0	1.0	0.5
cmyn4*	0.0	0.0	0.0	0.5

standard and adapted CIELAB

LAB*LAB	47.72	0.0	0.0
LAB*LABa	47.72	0.0	0.0
LAB*TCHa	50.0	0.01	-

relative CIELAB lab*

lab*lab	0.5	0.0	0.0
lab*tch	0.5	0.0	-
lab*nch	0.5	0.0	-

relative Natural Colour (NC)

lab*lrj	0.5	0.0	0.0
lab*tce	0.5	0.0	-
lab*nce	0.5	0.0	-

relative Inform. Technology (IT)

olvi3*	0.0	0.5	0.0	(1.0)
cmyn3*	0.25	0.5	1.0	(0.0)
olvi4*	0.5	1.0	0.5	0.5
cmyn4*	0.5	0.0	0.5	0.5

standard and adapted CIELAB

LAB*LAB	41.42	-41.85	35.2
LAB*LABa	41.42	-41.85	35.2
LAB*TCHa	25.01	54.69	139.94

relative CIELAB lab*

lab*lab	0.434	-0.382	0.322
lab*tch	0.25	0.5	0.389
lab*nch	0.5	0.5	0.389

relative Natural Colour (NC)

lab*lrj	0.434	-0.436	0.242
lab*tce	0.25	0.5	0.419
lab*nce	0.5	0.5	0.67g

relative Inform. Technology (IT)

olvi3*	0.0	0.0	0.0	(1.0)
cmyn3*	1.0	1.0	1.0	(0.0)
olvi4*	1.0	1.0	1.0	0.0
cmyn4*	0.0	0.0	0.0	1.0

standard and adapted CIELAB

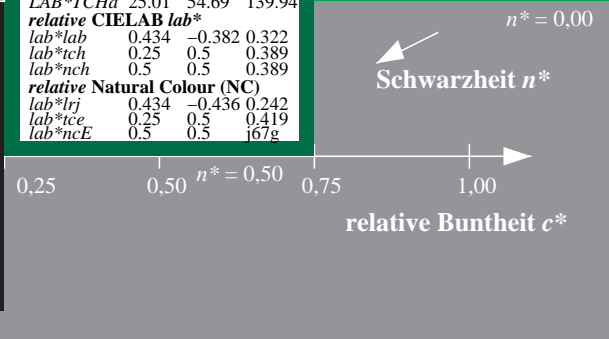
LAB*LAB	0.03	0.0	0.0
LAB*LABa	0.03	0.0	0.0
LAB*TCHa	0.01	0.01	-

relative CIELAB lab*

lab*lab	0.0	0.0	0.0
lab*tch	0.0	0.0	-
lab*nch	1.0	0.0	-

relative Natural Colour (NC)

lab*lrj	0.0	0.0	0.0
lab*tce	0.0	0.0	-
lab*nce	1.0	0.0	-



QG000-7, 3 stufige Reihen für konstanten CIELAB Buntton 151/360 = 0.42 (links)

3 stufige Reihen für konstanten CIELAB Buntton 140/360 = 0.389 (rechts)

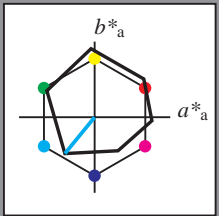
BAM-Prüfvorlage QG00; Farbmatrik-Systeme ORS18 & TLS00 input: $cmY0^* setcmykcolor$

D50: 3stufige Farbreihen und Koordinatendaten für 10 Bunttöne output: $cmY0^*/000n^* setcmykcolor$

Eingabe: Farbmatisches Offset-Reflektiv-System ORS18

für Buntton $h^* = lab^*h = 231/360 = 0.641$
 lab^*tch und lab^*nch

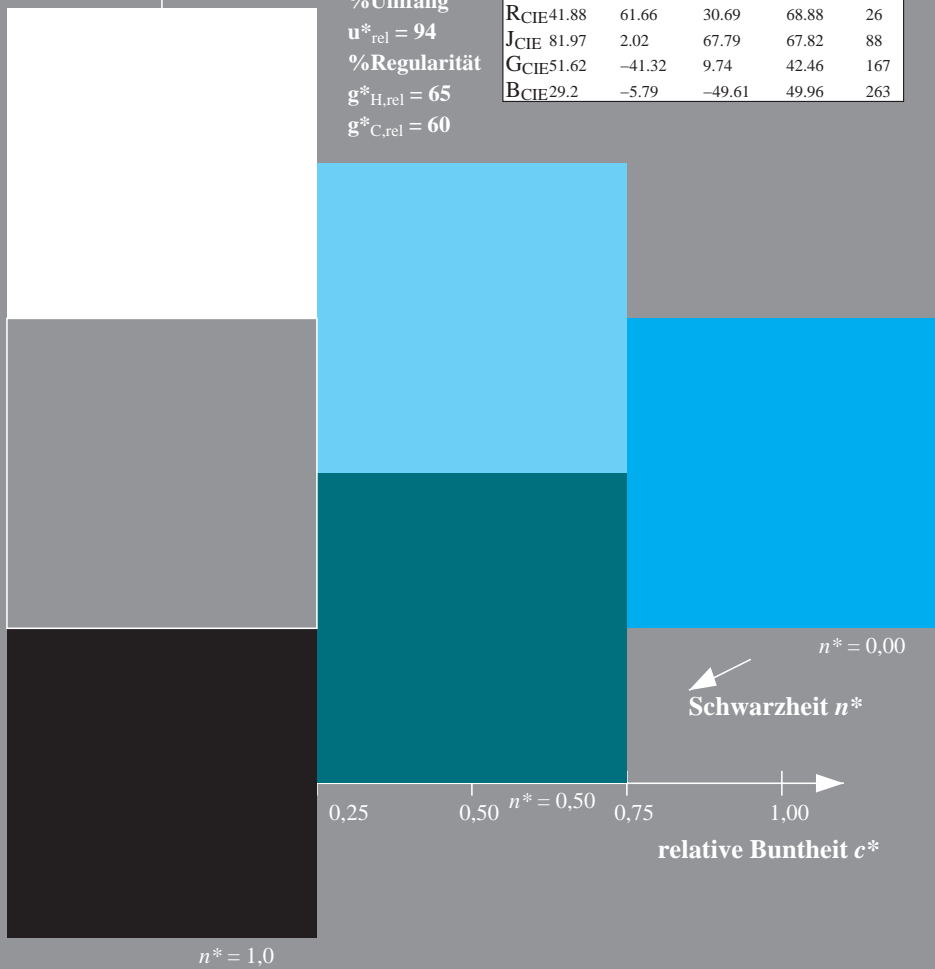
D50: Buntton C
 LCH*Ma: 57 62 231
 olv*Ma: 0.0 1.0 1.0
 Dreiecks-Helligkeit t^*



ORS18; adaptierte CIELAB-Daten

	$L^*=L^*_a$	a^*_a	b^*_a	$C^*_{ab,a}$	$h^*_{ab,a}$
OMa	47.94	65.05	50.54	82.38	38
YMa	91.0	-4.72	90.58	90.7	93
LMa	50.9	-63.18	34.98	72.22	151
CMa	56.99	-39.34	-48.1	62.16	231
VMa	25.72	30.89	-44.4	54.09	305
MMa	49.99	75.76	-4.64	75.9	356
NMa	18.09	0.0	0.0	0.0	0
WMa	95.46	0.0	0.0	0.0	0
RCIE	41.88	61.66	30.69	68.88	26
JCIE	81.97	2.02	67.79	67.82	88
GCIE	51.62	-41.32	9.74	42.46	167
BCIE	29.2	-5.79	-49.61	49.96	263

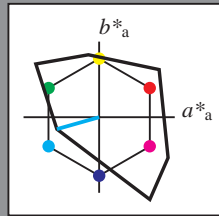
%Umfang
 $u^*_{rel} = 94$
 %Regularität
 $g^*_{H,rel} = 65$
 $g^*_{C,rel} = 60$



Ausgabe: Farbmatisches Fernseh-Licht-System TLS00

für Buntton $h^* = lab^*h = 196/360 = 0.544$
 lab^*tch und lab^*nch

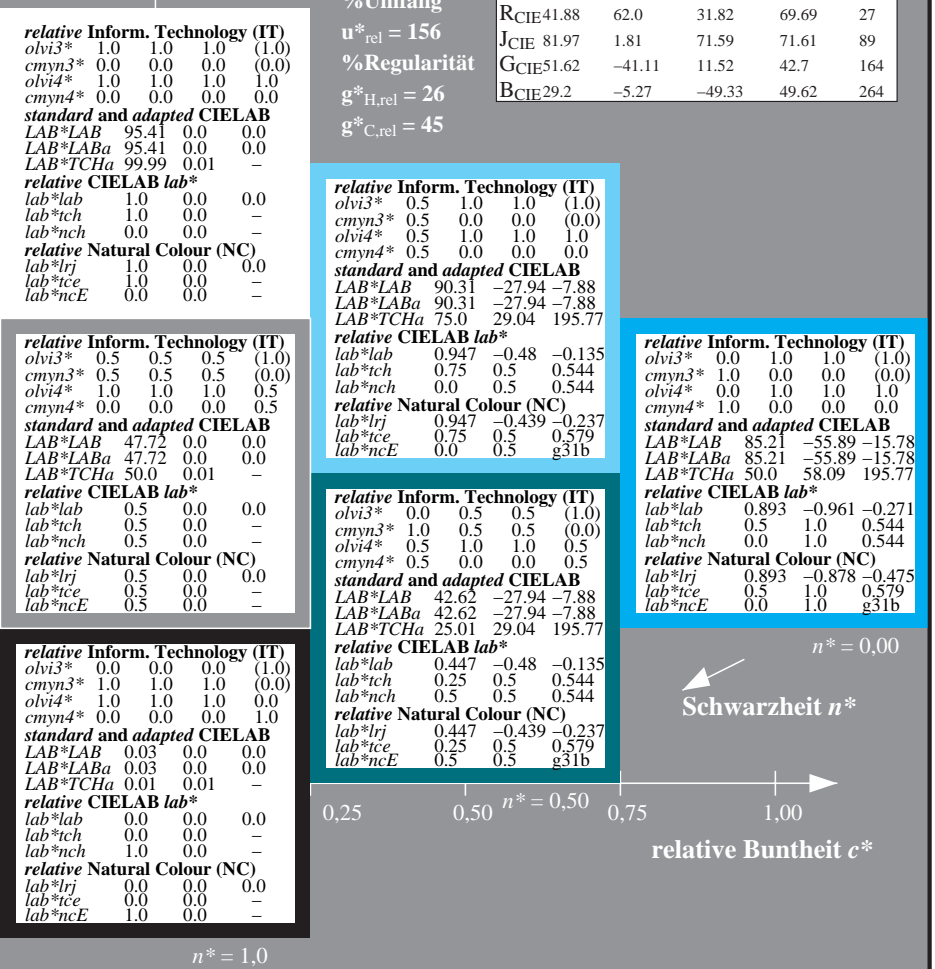
D50: Buntton C
 LCH*Ma: 85 58 196
 olv*Ma: 0.0 1.0 1.0
 Dreiecks-Helligkeit t^*



TLS00; adaptierte CIELAB-Daten

	$L^*=L^*_a$	a^*_a	b^*_a	$C^*_{ab,a}$	$h^*_{ab,a}$
OMa	54.19	79.36	63.0	101.33	38
YMa	93.44	-14.18	82.59	83.8	100
LMa	82.82	-83.73	70.41	109.41	140
CMa	85.22	-55.9	-15.78	58.1	196
VMa	25.61	67.05	-108.87	127.87	302
MMa	58.76	91.18	-53.69	105.82	330
NMa	0.01	0.0	0.0	0.0	0
WMa	95.41	0.0	0.0	0.0	0
RCIE	41.88	62.0	31.82	69.69	27
JCIE	81.97	1.81	71.59	71.61	89
GCIE	51.62	-41.11	11.52	42.7	164
BCIE	29.2	-5.27	-49.33	49.62	264

%Umfang
 $u^*_{rel} = 156$
 %Regularität
 $g^*_{H,rel} = 26$
 $g^*_{C,rel} = 45$



Siehe ähnliche Dateien: <http://www.ps.bam.de/QG00/>
 Technische Information: <http://www.ps.bam.de> Version 2.1, io=0.0, CIELAB

BAM-Registrierung: 20060101-QG00/10L/L00G03FP.PS/.PDF BAM-Material: Code=rh4ta
 Anwendung für Beurteilung und Messung von Drucker- oder Monitorssystemen
 /QG00/ Form: 4/0, Serie: 1/1, Seite: 4
 Seitenhang 4

QG00-7, 3 stufige Reihen für konstanten CIELAB Buntton 231/360 = 0.641 (links)

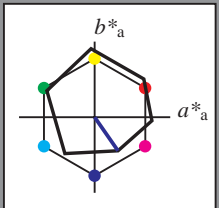
3 stufige Reihen für konstanten CIELAB Buntton 196/360 = 0.544 (rechts)

BAM-Prüfvorlage QG00; Farbmatrik-Systeme ORS18 & TLS00 input: $cmY0^* setcmykcolor$
 D50: 3stufige Farbreihen und Koordinatendaten für 10 Bunttöne output: $cmY0^*/000n^* setcmykcolor$

Eingabe: Farbmétrisches Offset-Reflektiv-System ORS18

für Buntton $h^* = lab^*h = 305/360 = 0.847$
 lab^*tch und lab^*nch

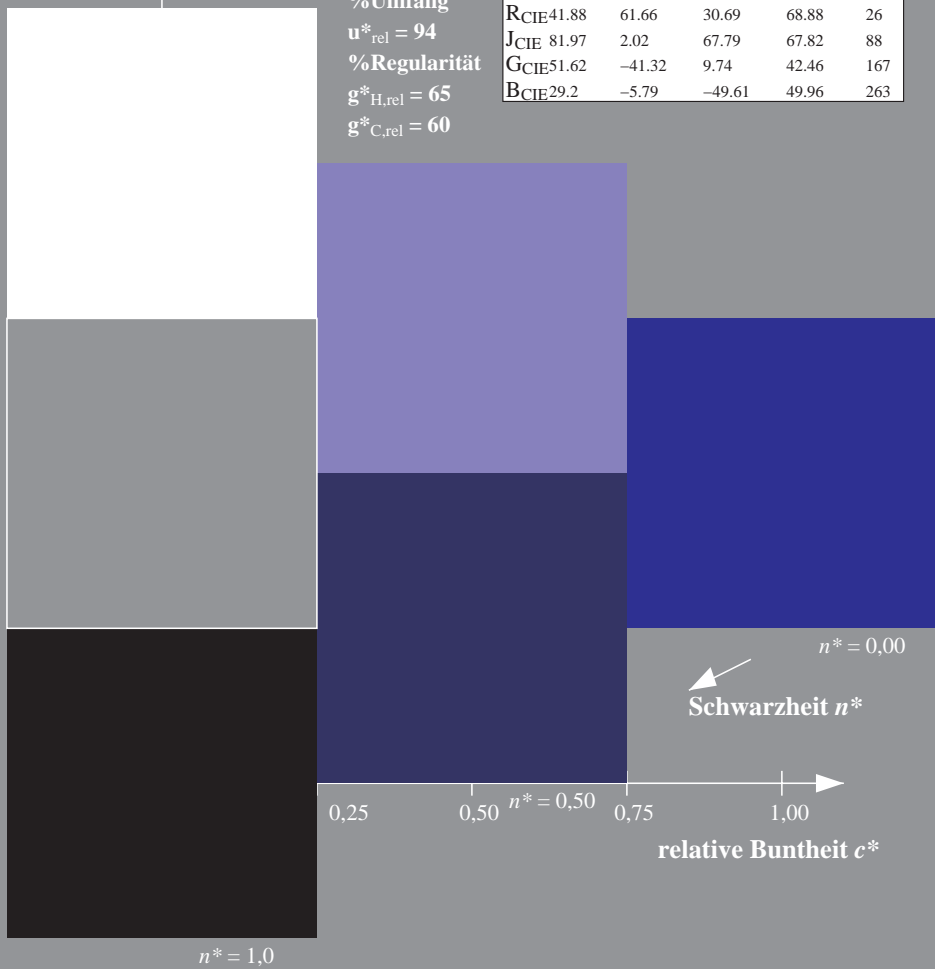
D50: Buntton V
 LCH*Ma: 26 54 305
 olv*Ma: 0.0 0.0 1.0
 Dreiecks-Helligkeit t^*



ORS18; adaptierte CIELAB-Daten

	$L^*=L^*_a$	a^*_a	b^*_a	$C^*_{ab,a}$	$h^*_{ab,a}$
OMa	47.94	65.05	50.54	82.38	38
YMa	91.0	-4.72	90.58	90.7	93
LMa	50.9	-63.18	34.98	72.22	151
CMa	56.99	-39.34	-48.1	62.16	231
VMa	25.72	30.89	-44.4	54.09	305
MMa	49.99	75.76	-4.64	75.9	356
NMa	18.09	0.0	0.0	0.0	0
WMa	95.46	0.0	0.0	0.0	0
RCIE	41.88	61.66	30.69	68.88	26
JCIE	81.97	2.02	67.79	67.82	88
GCIE	51.62	-41.32	9.74	42.46	167
BCIE	29.2	-5.79	-49.61	49.96	263

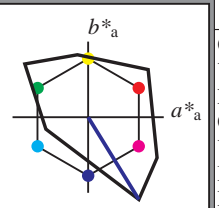
%Umfang
 $u^*_{rel} = 94$
 %Regularität
 $g^*_{H,rel} = 65$
 $g^*_{C,rel} = 60$



Ausgabe: Farbmétrisches Fernseh-Licht-System TLS00

für Buntton $h^* = lab^*h = 302/360 = 0.838$
 lab^*tch und lab^*nch

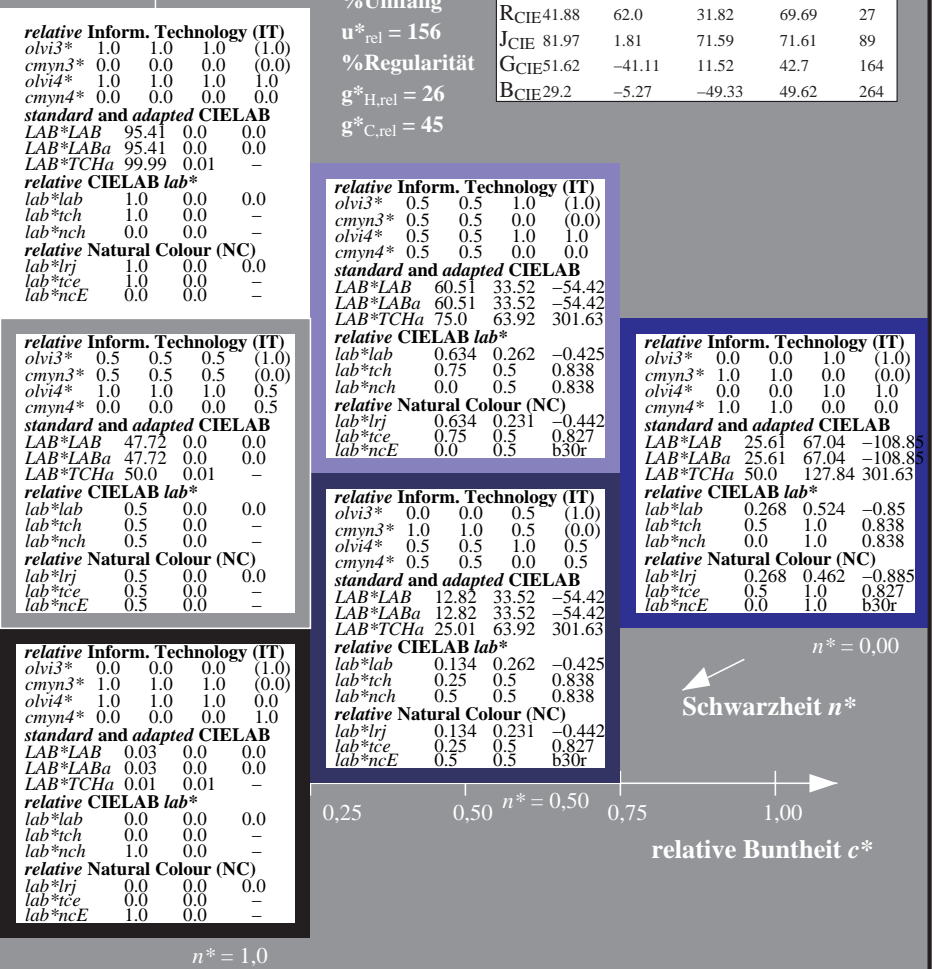
D50: Buntton V
 LCH*Ma: 26 128 302
 olv*Ma: 0.0 0.0 1.0
 Dreiecks-Helligkeit t^*



TLS00; adaptierte CIELAB-Daten

	$L^*=L^*_a$	a^*_a	b^*_a	$C^*_{ab,a}$	$h^*_{ab,a}$
OMa	54.19	79.36	63.0	101.33	38
YMa	93.44	-14.18	82.59	83.8	100
LMa	82.82	-83.73	70.41	109.41	140
CMa	85.22	-55.9	-15.78	58.1	196
VMa	25.61	67.05	-108.87	127.87	302
MMa	58.76	91.18	-53.69	105.82	330
NMa	0.01	0.0	0.0	0.0	0
WMa	95.41	0.0	0.0	0.0	0
RCIE	41.88	62.0	31.82	69.69	27
JCIE	81.97	1.81	71.59	71.61	89
GCIE	51.62	-41.11	11.52	42.7	164
BCIE	29.2	-5.27	-49.33	49.62	264

%Umfang
 $u^*_{rel} = 156$
 %Regularität
 $g^*_{H,rel} = 26$
 $g^*_{C,rel} = 45$



relative Inform. Technology (IT)

olvi3*	1.0	1.0	1.0	(1.0)
cmyn3*	0.0	0.0	0.0	(0.0)
olvi4*	1.0	1.0	1.0	1.0
cmyn4*	0.0	0.0	0.0	0.0

standard and adapted CIELAB

LAB*LAB	95.41	0.0	0.0
LAB*LABa	95.41	0.0	0.0
LAB*TCHa	99.99	0.01	-

relative CIELAB lab*

lab*lab	1.0	0.0	0.0
lab*tch	1.0	0.0	-
lab*nch	0.0	0.0	-

relative Natural Colour (NC)

lab*lrj	1.0	0.0	0.0
lab*tce	1.0	0.0	-
lab*nce	0.0	0.0	-

relative Inform. Technology (IT)

olvi3*	0.5	0.5	1.0	(1.0)
cmyn3*	0.5	0.5	0.0	(0.0)
olvi4*	0.5	0.5	1.0	1.0
cmyn4*	0.5	0.5	0.0	0.0

standard and adapted CIELAB

LAB*LAB	60.51	33.52	-54.42
LAB*LABa	60.51	33.52	-54.42
LAB*TCHa	75.0	63.92	301.63

relative CIELAB lab*

lab*lab	0.634	0.262	-0.425
lab*tch	0.75	0.5	0.838
lab*nch	0.0	0.5	0.838

relative Natural Colour (NC)

lab*lrj	0.634	0.231	-0.442
lab*tce	0.75	0.5	0.827
lab*nce	0.0	0.5	b30r

relative Inform. Technology (IT)

olvi3*	0.0	0.0	1.0	(1.0)
cmyn3*	1.0	1.0	0.0	(0.0)
olvi4*	0.0	0.0	1.0	1.0
cmyn4*	1.0	1.0	0.0	0.0

standard and adapted CIELAB

LAB*LAB	25.61	67.04	-108.85
LAB*LABa	25.61	67.04	-108.85
LAB*TCHa	50.0	127.84	301.63

relative CIELAB lab*

lab*lab	0.268	0.524	-0.85
lab*tch	0.5	1.0	0.838
lab*nch	0.0	1.0	0.838

relative Natural Colour (NC)

lab*lrj	0.268	0.462	-0.885
lab*tce	0.5	1.0	0.827
lab*nce	0.0	1.0	b30r

relative Inform. Technology (IT)

olvi3*	0.0	0.0	0.0	(1.0)
cmyn3*	1.0	1.0	1.0	(0.0)
olvi4*	1.0	1.0	1.0	0.0
cmyn4*	0.0	0.0	0.0	1.0

standard and adapted CIELAB

LAB*LAB	0.03	0.0	0.0
LAB*LABa	0.03	0.0	0.0
LAB*TCHa	0.01	0.01	-

relative CIELAB lab*

lab*lab	0.0	0.0	0.0
lab*tch	0.0	0.0	-
lab*nch	1.0	0.0	-

relative Natural Colour (NC)

lab*lrj	0.0	0.0	0.0
lab*tce	0.0	0.0	-
lab*nce	1.0	0.0	-

relative Inform. Technology (IT)

olvi3*	0.0	0.0	0.5	(1.0)
cmyn3*	1.0	1.0	0.5	(0.0)
olvi4*	0.5	0.5	1.0	0.5
cmyn4*	0.5	0.5	0.0	0.5

standard and adapted CIELAB

LAB*LAB	12.82	33.52	-54.42
LAB*LABa	12.82	33.52	-54.42
LAB*TCHa	25.01	63.92	301.63

relative CIELAB lab*

lab*lab	0.134	0.262	-0.425
lab*tch	0.25	0.5	0.838
lab*nch	0.5	0.5	0.838

relative Natural Colour (NC)

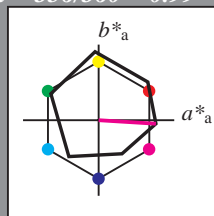
lab*lrj	0.134	0.231	-0.442
lab*tce	0.25	0.5	0.827
lab*nce	0.5	0.5	b30r

Eingabe: Farbmétrisches Offset-Reflektiv-System ORS18

für Buntton $h^* = lab^*h = 356/360 = 0.99$
 lab^*tch und lab^*nch

D50: Buntton M
 LCH*Ma: 50 76 356
 olv*Ma: 1.0 0.0 1.0

Dreiecks-Helligkeit t^*



ORS18; adaptierte CIELAB-Daten

	$L^*=L^*_a$	a^*_a	b^*_a	$C^*_{ab,a}$	$h^*_{ab,a}$
OMa	47.94	65.05	50.54	82.38	38
YMa	91.0	-4.72	90.58	90.7	93
LMa	50.9	-63.18	34.98	72.22	151
CMa	56.99	-39.34	-48.1	62.16	231
VMa	25.72	30.89	-44.4	54.09	305
MMa	49.99	75.76	-4.64	75.9	356
NMa	18.09	0.0	0.0	0.0	0
WMa	95.46	0.0	0.0	0.0	0
RCIE	41.88	61.66	30.69	68.88	26
JCIE	81.97	2.02	67.79	67.82	88
GCIE	51.62	-41.32	9.74	42.46	167
BCIE	29.2	-5.79	-49.61	49.96	263

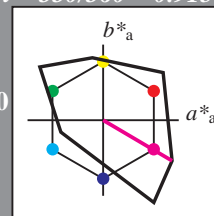
%Umfang
 $u^*_{rel} = 94$
 %Regularität
 $g^*_{H,rel} = 65$
 $g^*_{C,rel} = 60$

Ausgabe: Farbmétrisches Fernseh-Licht-System TLS00

für Buntton $h^* = lab^*h = 330/360 = 0.915$
 lab^*tch und lab^*nch

D50: Buntton M
 LCH*Ma: 59 106 330
 olv*Ma: 1.0 0.0 1.0

Dreiecks-Helligkeit t^*



TLS00; adaptierte CIELAB-Daten

	$L^*=L^*_a$	a^*_a	b^*_a	$C^*_{ab,a}$	$h^*_{ab,a}$
OMa	54.19	79.36	63.0	101.33	38
YMa	93.44	-14.18	82.59	83.8	100
LMa	82.82	-83.73	70.41	109.41	140
CMa	85.22	-55.9	-15.78	58.1	196
VMa	25.61	67.05	-108.87	127.87	302
MMa	58.76	91.18	-53.69	105.82	330
NMa	0.01	0.0	0.0	0.0	0
WMa	95.41	0.0	0.0	0.0	0
RCIE	41.88	62.0	31.82	69.69	27
JCIE	81.97	1.81	71.59	71.61	89
GCIE	51.62	-41.11	11.52	42.7	164
BCIE	29.2	-5.27	-49.33	49.62	264

%Umfang
 $u^*_{rel} = 156$
 %Regularität
 $g^*_{H,rel} = 26$
 $g^*_{C,rel} = 45$

relative Inform. Technology (IT)

olvi3*	1.0	1.0	1.0	(1.0)
cmyn3*	0.0	0.0	0.0	(0.0)
olvi4*	1.0	1.0	1.0	1.0
cmyn4*	0.0	0.0	0.0	0.0

standard and adapted CIELAB

LAB*LAB	95.41	0.0	0.0
LAB*LABa	95.41	0.0	0.0
LAB*TCHa	99.99	0.01	-

relative CIELAB lab*

lab*lab	1.0	0.0	0.0
lab*tch	1.0	0.0	-
lab*nch	0.0	0.0	-

relative Natural Colour (NC)

lab*lrj	1.0	0.0	0.0
lab*tce	1.0	0.0	-
lab*nce	0.0	0.0	-

relative Inform. Technology (IT)

olvi3*	1.0	0.5	1.0	(1.0)
cmyn3*	0.0	0.5	0.0	(0.0)
olvi4*	1.0	0.5	1.0	1.0
cmyn4*	0.0	0.5	0.0	0.0

standard and adapted CIELAB

LAB*LAB	77.08	45.58	-26.83
LAB*LABa	77.08	45.58	-26.83
LAB*TCHa	75.0	52.9	329.5

relative CIELAB lab*

lab*lab	0.808	0.431	-0.253
lab*tch	0.75	0.5	0.915
lab*nch	0.0	0.5	0.915

relative Natural Colour (NC)

lab*lrj	0.808	0.371	-0.334
lab*tce	0.75	0.5	0.883
lab*nce	0.0	0.5	b53r

relative Inform. Technology (IT)

olvi3*	0.5	0.5	0.5	(1.0)
cmyn3*	0.5	0.5	0.5	(0.0)
olvi4*	1.0	1.0	1.0	0.5
cmyn4*	0.0	0.0	0.0	0.5

standard and adapted CIELAB

LAB*LAB	47.72	0.0	0.0
LAB*LABa	47.72	0.0	0.0
LAB*TCHa	50.0	0.01	-

relative CIELAB lab*

lab*lab	0.5	0.0	0.0
lab*tch	0.5	0.0	-
lab*nch	0.5	0.0	-

relative Natural Colour (NC)

lab*lrj	0.5	0.0	0.0
lab*tce	0.5	0.0	-
lab*nce	0.5	0.0	-

relative Inform. Technology (IT)

olvi3*	0.5	0.0	0.5	(1.0)
cmyn3*	0.5	1.0	0.5	(0.0)
olvi4*	1.0	0.5	1.0	0.5
cmyn4*	0.0	0.5	0.0	0.5

standard and adapted CIELAB

LAB*LAB	29.39	45.58	-26.83
LAB*LABa	29.39	45.58	-26.83
LAB*TCHa	25.01	52.9	329.5

relative CIELAB lab*

lab*lab	0.308	0.431	-0.253
lab*tch	0.25	0.5	0.915
lab*nch	0.5	0.5	0.915

relative Natural Colour (NC)

lab*lrj	0.308	0.371	-0.334
lab*tce	0.25	0.5	0.883
lab*nce	0.5	0.5	b53r

relative Inform. Technology (IT)

olvi3*	0.0	0.0	0.0	(1.0)
cmyn3*	1.0	1.0	1.0	(0.0)
olvi4*	1.0	1.0	1.0	0.0
cmyn4*	0.0	0.0	0.0	1.0

standard and adapted CIELAB

LAB*LAB	0.03	0.0	0.0
LAB*LABa	0.03	0.0	0.0
LAB*TCHa	0.01	0.01	-

relative CIELAB lab*

lab*lab	0.0	0.0	0.0
lab*tch	0.0	0.0	-
lab*nch	1.0	0.0	-

relative Natural Colour (NC)

lab*lrj	0.0	0.0	0.0
lab*tce	0.0	0.0	-
lab*nce	1.0	0.0	-

relative Inform. Technology (IT)

olvi3*	1.0	0.0	1.0	(1.0)
cmyn3*	0.0	1.0	0.0	(0.0)
olvi4*	1.0	0.0	1.0	1.0
cmyn4*	0.0	1.0	0.0	0.0

standard and adapted CIELAB

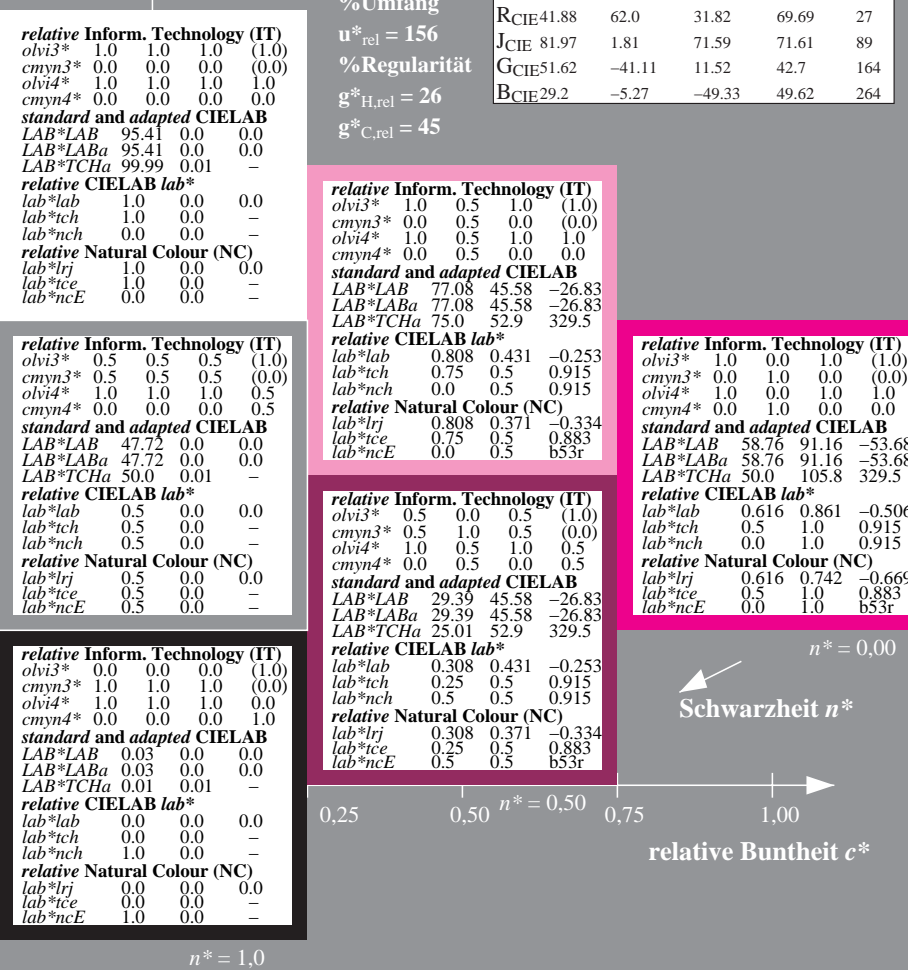
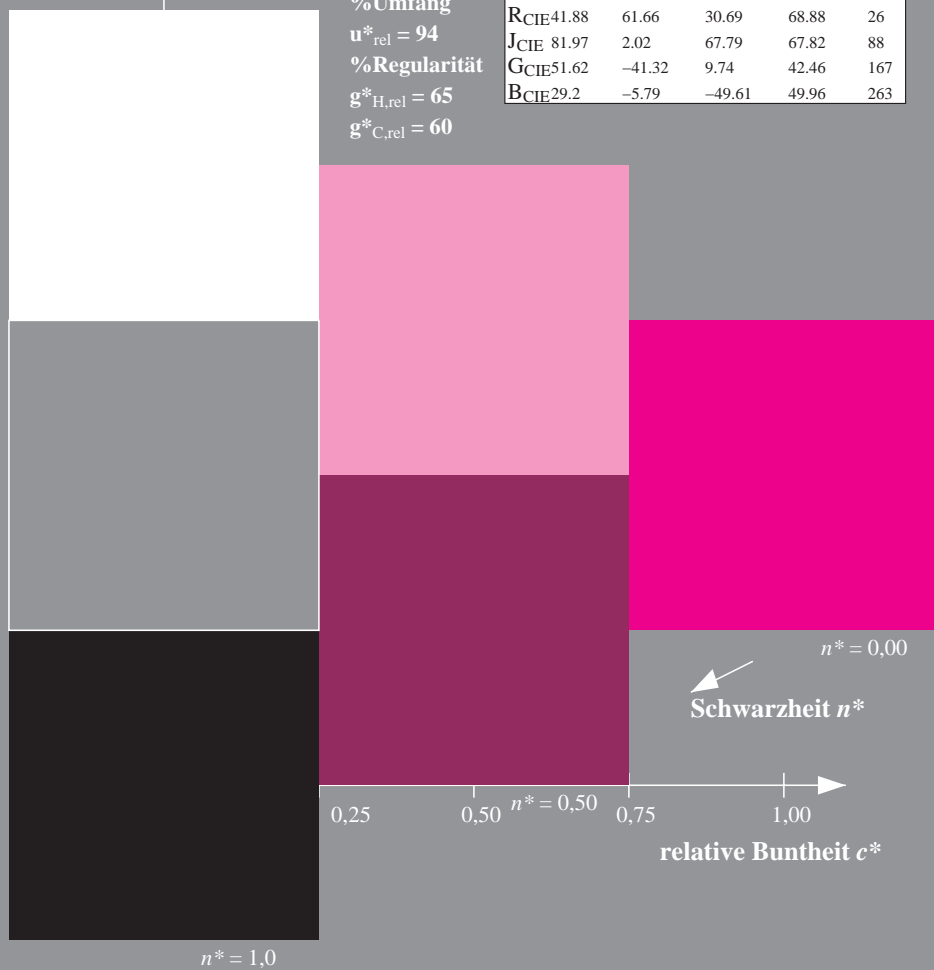
LAB*LAB	58.76	91.16	-53.68
LAB*LABa	58.76	91.16	-53.68
LAB*TCHa	50.0	105.8	329.5

relative CIELAB lab*

lab*lab	0.616	0.861	-0.506
lab*tch	0.5	1.0	0.915
lab*nch	0.0	1.0	0.915

relative Natural Colour (NC)

lab*lrj	0.616	0.742	-0.669
lab*tce	0.5	1.0	0.883
lab*nce	0.0	1.0	b53r



QG000-7, 3 stufige Reihen für konstanten CIELAB Buntton 356/360 = 0.99 (links)

3 stufige Reihen für konstanten CIELAB Buntton 330/360 = 0.915 (rechts)

BAM-Prüfvorlage QG00; Farbmétrik-Systeme ORS18 & TLS00 input: $cmY0^* setcmykcolor$

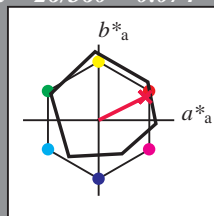
D50: 3stufige Farbreihen und Koordinatendaten für 10 Bunttöne output: $cmY0^*/000n^* setcmykcolor$

Eingabe: Farbmétrisches Offset-Reflektiv-System ORS18

für Buntton $h^* = lab^*h = 26/360 = 0.074$
 lab^*tch und lab^*nch

D50: Buntton R
 LCH*Ma: 49 76 26
 olv*Ma: 1.0 0.0 0.3


Dreiecks-Helligkeit t^*



ORS18; adaptierte CIELAB-Daten

	$L^*=L^*_a$	a^*_a	b^*_a	$C^*_{ab,a}$	$h^*_{ab,a}$
OMa	47.94	65.05	50.54	82.38	38
YMa	91.0	-4.72	90.58	90.7	93
LMa	50.9	-63.18	34.98	72.22	151
CMa	56.99	-39.34	-48.1	62.16	231
VMa	25.72	30.89	-44.4	54.09	305
MMa	49.99	75.76	-4.64	75.9	356
NMa	18.09	0.0	0.0	0.0	0
WMa	95.46	0.0	0.0	0.0	0
RCIE	41.88	61.66	30.69	68.88	26
JCIE	81.97	2.02	67.79	67.82	88
GCIE	51.62	-41.32	9.74	42.46	167
BCIE	29.2	-5.79	-49.61	49.96	263

%Umfang
 $u^*_{rel} = 94$
 %Regularität
 $g^*_{H,rel} = 65$
 $g^*_{C,rel} = 60$

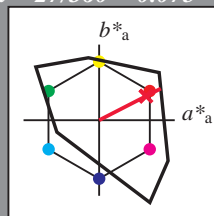


Ausgabe: Farbmétrisches Fernseh-Licht-System TLS00

für Buntton $h^* = lab^*h = 27/360 = 0.075$
 lab^*tch und lab^*nch

D50: Buntton R
 LCH*Ma: 55 92 27
 olv*Ma: 1.0 0.0 0.18

Dreiecks-Helligkeit t^*



TLS00; adaptierte CIELAB-Daten

	$L^*=L^*_a$	a^*_a	b^*_a	$C^*_{ab,a}$	$h^*_{ab,a}$
OMa	54.19	79.36	63.0	101.33	38
YMa	93.44	-14.18	82.59	83.8	100
LMa	82.82	-83.73	70.41	109.41	140
CMa	85.22	-55.9	-15.78	58.1	196
VMa	25.61	67.05	-108.87	127.87	302
MMa	58.76	91.18	-53.69	105.82	330
NMa	0.01	0.0	0.0	0.0	0
WMa	95.41	0.0	0.0	0.0	0
RCIE	41.88	62.0	31.82	69.69	27
JCIE	81.97	1.81	71.59	71.61	89
GCIE	51.62	-41.11	11.52	42.7	164
BCIE	29.2	-5.27	-49.33	49.62	264

%Umfang
 $u^*_{rel} = 156$
 %Regularität
 $g^*_{H,rel} = 26$
 $g^*_{C,rel} = 45$

relative Inform. Technology (IT)

olvi3*	1.0	1.0	1.0	(1.0)
cmyn3*	0.0	0.0	0.0	(0.0)
olvi4*	1.0	1.0	1.0	1.0
cmyn4*	0.0	0.0	0.0	0.0

standard and adapted CIELAB

LAB*LAB	95.41	0.0	0.0
LAB*LABa	95.41	0.0	0.0
LAB*TCHa	99.99	0.01	-

relative CIELAB lab*

lab*lab	1.0	0.0	0.0
lab*tch	1.0	0.0	-
lab*nch	0.0	0.0	-

relative Natural Colour (NC)

lab*lrj	1.0	0.0	0.0
lab*tce	1.0	0.0	-
lab*nce	0.0	0.0	-

relative Inform. Technology (IT)

olvi3*	1.0	0.5	0.591	(1.0)
cmyn3*	0.0	0.5	0.409	(0.0)
olvi4*	1.0	0.5	0.591	1.0
cmyn4*	0.0	0.5	0.409	0.0

standard and adapted CIELAB

LAB*LAB	75.21	40.74	20.91
LAB*LABa	75.21	40.74	20.91
LAB*TCHa	75.0	45.8	27.17

relative CIELAB lab*

lab*lab	0.788	0.445	0.228
lab*tch	0.75	0.5	0.075
lab*nch	0.0	0.5	0.075

relative Natural Colour (NC)

lab*lrj	0.788	0.5	0.0
lab*tce	0.75	0.5	1.0
lab*nce	0.0	0.5	0.99r

relative Inform. Technology (IT)

olvi3*	0.5	0.5	0.5	(1.0)
cmyn3*	0.5	0.5	0.5	(0.0)
olvi4*	1.0	1.0	1.0	0.5
cmyn4*	0.0	0.0	0.0	0.5

standard and adapted CIELAB

LAB*LAB	47.72	0.0	0.0
LAB*LABa	47.72	0.0	0.0
LAB*TCHa	50.0	0.01	-

relative CIELAB lab*

lab*lab	0.5	0.0	0.0
lab*tch	0.5	0.0	-
lab*nch	0.5	0.0	-

relative Natural Colour (NC)

lab*lrj	0.5	0.0	0.0
lab*tce	0.5	0.0	-
lab*nce	0.5	0.0	-

relative Inform. Technology (IT)

olvi3*	0.5	0.0	0.091	(1.0)
cmyn3*	0.5	1.0	0.909	(0.0)
olvi4*	1.0	0.5	0.591	0.5
cmyn4*	0.0	0.5	0.409	0.5

standard and adapted CIELAB

LAB*LAB	27.52	40.74	20.92
LAB*LABa	27.52	40.74	20.92
LAB*TCHa	25.01	45.8	27.18

relative CIELAB lab*

lab*lab	0.288	0.445	0.228
lab*tch	0.25	0.5	0.075
lab*nch	0.5	0.5	0.075

relative Natural Colour (NC)

lab*lrj	0.288	0.5	0.0
lab*tce	0.25	0.5	0.0
lab*nce	0.5	0.5	r00j

relative Inform. Technology (IT)

olvi3*	1.0	0.0	0.181	(1.0)
cmyn3*	0.0	1.0	0.819	(0.0)
olvi4*	1.0	0.0	0.182	1.0
cmyn4*	0.0	1.0	0.818	0.0

standard and adapted CIELAB

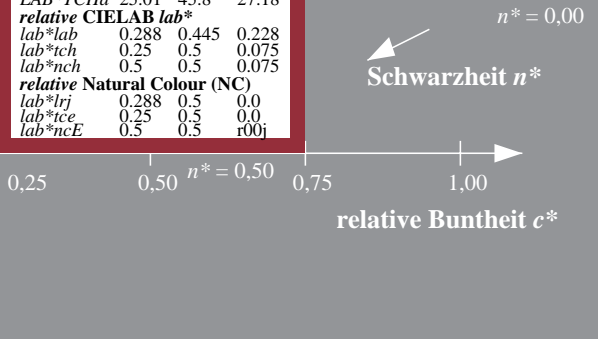
LAB*LAB	55.02	81.49	41.83
LAB*LABa	55.02	81.49	41.83
LAB*TCHa	50.0	91.6	27.17

relative CIELAB lab*

lab*lab	0.577	0.889	0.457
lab*tch	0.5	1.0	0.075
lab*nch	0.0	1.0	0.075

relative Natural Colour (NC)

lab*lrj	0.577	1.0	0.0
lab*tce	0.5	1.0	0.0
lab*nce	0.0	1.0	r00j



QG000-7, 3 stufige Reihen für konstanten CIELAB Buntton 26/360 = 0.074 (links)

3 stufige Reihen für konstanten CIELAB Buntton 27/360 = 0.075 (rechts)

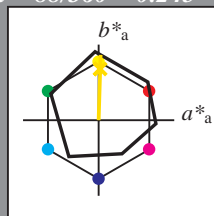
BAM-Prüfvorlage QG00; Farbmétrik-Systeme ORS18 & TLS00 input: $cmY0^* setcmykcolor$
 D50: 3stufige Farbreihen und Koordinatendaten für 10 Bunttöne output: $cmY0^*/000n^* setcmykcolor$

Eingabe: Farbmatisches Offset-Reflektiv-System ORS18

für Buntton $h^* = lab^*h = 88/360 = 0.245$
 lab^*tch und lab^*nch

D50: Buntton J
 LCH*Ma: 86 86 88
 olv*Ma: 1.0 0.9 0.0

Dreiecks-Helligkeit t^*



ORS18; adaptierte CIELAB-Daten

	$L^*=L^*_a$	a^*_a	b^*_a	$C^*_{ab,a}$	$h^*_{ab,a}$
OMa	47.94	65.05	50.54	82.38	38
YMa	91.0	-4.72	90.58	90.7	93
LMa	50.9	-63.18	34.98	72.22	151
CMa	56.99	-39.34	-48.1	62.16	231
VMa	25.72	30.89	-44.4	54.09	305
MMa	49.99	75.76	-4.64	75.9	356
NMa	18.09	0.0	0.0	0.0	0
WMa	95.46	0.0	0.0	0.0	0
RCIE	41.88	61.66	30.69	68.88	26
JCIE	81.97	2.02	67.79	67.82	88
GCIE	51.62	-41.32	9.74	42.46	167
BCIE	29.2	-5.79	-49.61	49.96	263

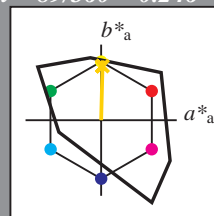
%Umfang
 $u^*_{rel} = 94$
 %Regularität
 $g^*_{H,rel} = 65$
 $g^*_{C,rel} = 60$

Ausgabe: Farbmatisches Fernseh-Licht-System TLS00

für Buntton $h^* = lab^*h = 89/360 = 0.246$
 lab^*tch und lab^*nch

D50: Buntton J
 LCH*Ma: 87 79 89
 olv*Ma: 1.0 0.83 0.0

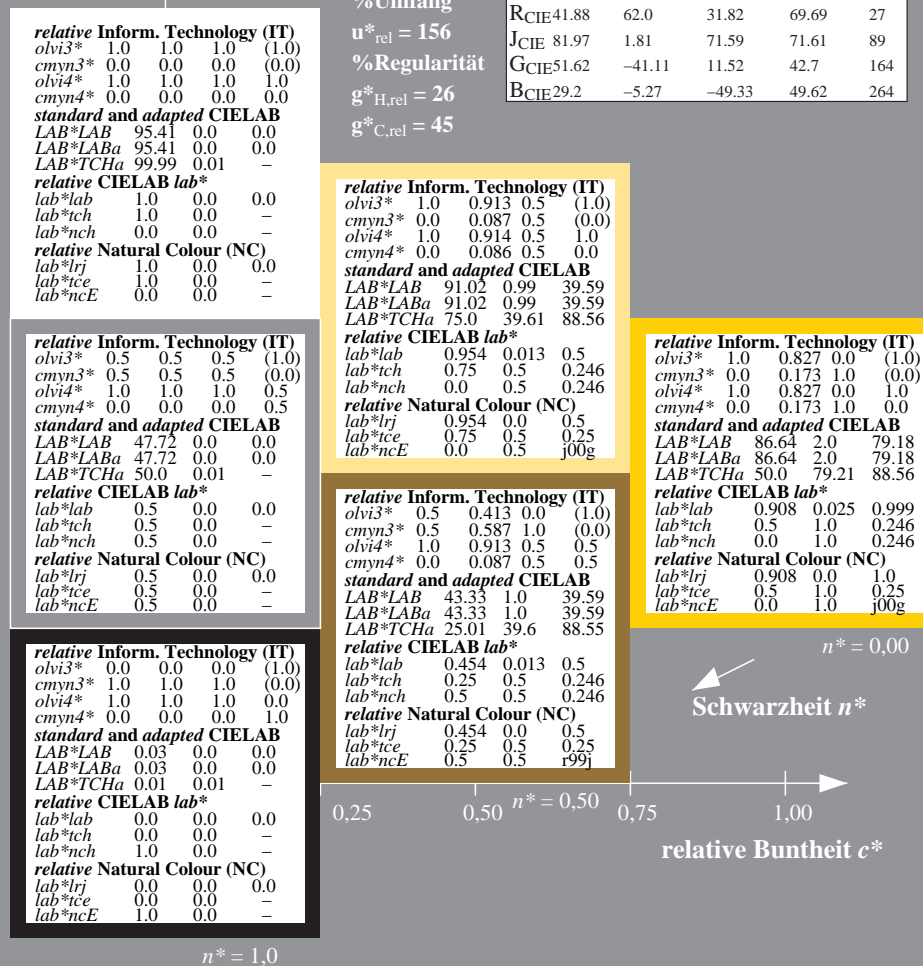

Dreiecks-Helligkeit t^*



TLS00; adaptierte CIELAB-Daten

	$L^*=L^*_a$	a^*_a	b^*_a	$C^*_{ab,a}$	$h^*_{ab,a}$
OMa	54.19	79.36	63.0	101.33	38
YMa	93.44	-14.18	82.59	83.8	100
LMa	82.82	-83.73	70.41	109.41	140
CMa	85.22	-55.9	-15.78	58.1	196
VMa	25.61	67.05	-108.87	127.87	302
MMa	58.76	91.18	-53.69	105.82	330
NMa	0.01	0.0	0.0	0.0	0
WMa	95.41	0.0	0.0	0.0	0
RCIE	41.88	62.0	31.82	69.69	27
JCIE	81.97	1.81	71.59	71.61	89
GCIE	51.62	-41.11	11.52	42.7	164
BCIE	29.2	-5.27	-49.33	49.62	264

%Umfang
 $u^*_{rel} = 156$
 %Regularität
 $g^*_{H,rel} = 26$
 $g^*_{C,rel} = 45$



relative Inform. Technology (IT)

olvi3*	1.0	1.0	1.0	(1.0)
cmyn3*	0.0	0.0	0.0	(0.0)
olvi4*	1.0	1.0	1.0	1.0
cmyn4*	0.0	0.0	0.0	0.0

standard and adapted CIELAB

LAB*LAB	95.41	0.0	0.0
LAB*LABa	95.41	0.0	0.0
LAB*TCHa	99.99	0.01	-

relative CIELAB lab*

lab*lab	1.0	0.0	0.0
lab*tch	1.0	0.0	-
lab*nch	0.0	0.0	-

relative Natural Colour (NC)

lab*lrj	1.0	0.0	0.0
lab*tce	1.0	0.0	-
lab*nce	0.0	0.0	-

relative Inform. Technology (IT)

olvi3*	0.5	0.5	0.5	(1.0)
cmyn3*	0.5	0.5	0.5	(0.0)
olvi4*	1.0	1.0	1.0	0.5
cmyn4*	0.0	0.0	0.0	0.5

standard and adapted CIELAB

LAB*LAB	47.72	0.0	0.0
LAB*LABa	47.72	0.0	0.0
LAB*TCHa	50.0	0.01	-

relative CIELAB lab*

lab*lab	0.5	0.0	0.0
lab*tch	0.5	0.0	-
lab*nch	0.5	0.0	-

relative Natural Colour (NC)

lab*lrj	0.5	0.0	0.0
lab*tce	0.5	0.0	-
lab*nce	0.5	0.0	-

relative Inform. Technology (IT)

olvi3*	0.0	0.0	0.0	(1.0)
cmyn3*	1.0	1.0	1.0	(0.0)
olvi4*	1.0	1.0	1.0	0.0
cmyn4*	0.0	0.0	0.0	1.0

standard and adapted CIELAB

LAB*LAB	0.03	0.0	0.0
LAB*LABa	0.03	0.0	0.0
LAB*TCHa	0.01	0.01	-

relative CIELAB lab*

lab*lab	0.0	0.0	0.0
lab*tch	0.0	0.0	-
lab*nch	1.0	0.0	-

relative Natural Colour (NC)

lab*lrj	0.0	0.0	0.0
lab*tce	0.0	0.0	-
lab*nce	1.0	0.0	-

relative Inform. Technology (IT)

olvi3*	1.0	0.913	0.5	(1.0)
cmyn3*	0.0	0.087	0.5	(0.0)
olvi4*	1.0	0.914	0.5	1.0
cmyn4*	0.0	0.086	0.5	0.0

standard and adapted CIELAB

LAB*LAB	91.02	0.99	39.59
LAB*LABa	91.02	0.99	39.59
LAB*TCHa	75.0	39.61	88.56

relative CIELAB lab*

lab*lab	0.954	0.013	0.5
lab*tch	0.75	0.5	0.246
lab*nch	0.0	0.5	0.246

relative Natural Colour (NC)

lab*lrj	0.954	0.0	0.5
lab*tce	0.75	0.5	0.25
lab*nce	0.0	0.5	j00g

relative Inform. Technology (IT)

olvi3*	0.5	0.413	0.0	(1.0)
cmyn3*	0.5	0.587	1.0	(0.0)
olvi4*	1.0	0.913	0.5	0.5
cmyn4*	0.0	0.087	0.5	0.5

standard and adapted CIELAB

LAB*LAB	43.33	1.0	39.59
LAB*LABa	43.33	1.0	39.59
LAB*TCHa	25.01	39.6	88.55

relative CIELAB lab*

lab*lab	0.454	0.013	0.5
lab*tch	0.25	0.5	0.246
lab*nch	0.5	0.5	0.246

relative Natural Colour (NC)

lab*lrj	0.454	0.0	0.5
lab*tce	0.25	0.5	0.25
lab*nce	0.5	0.5	j99j

relative Inform. Technology (IT)

olvi3*	1.0	0.827	0.0	(1.0)
cmyn3*	0.0	0.173	1.0	(0.0)
olvi4*	1.0	0.827	0.0	1.0
cmyn4*	0.0	0.173	1.0	0.0

standard and adapted CIELAB

LAB*LAB	86.64	2.0	79.18
LAB*LABa	86.64	2.0	79.18
LAB*TCHa	50.0	79.21	88.56

relative CIELAB lab*

lab*lab	0.908	0.025	0.999
lab*tch	0.5	1.0	0.246
lab*nch	0.0	1.0	0.246

relative Natural Colour (NC)

lab*lrj	0.908	0.0	1.0
lab*tce	0.5	1.0	0.25
lab*nce	0.0	1.0	j00g

QG000-7, 3 stufige Reihen für konstanten CIELAB Buntton 88/360 = 0.245 (links)

3 stufige Reihen für konstanten CIELAB Buntton 89/360 = 0.246 (rechts)

BAM-Prüfvorlage QG00; Farbmatrik-Systeme ORS18 & TLS00 input: $cmY0^* setcmykcolor$

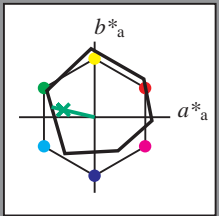
D50: 3stufige Farbreihen und Koordinatendaten für 10 Bunttöne output: $cmY0^* / 000n^* setcmykcolor$

Eingabe: Farbmatisches Offset-Reflektiv-System ORS18

für Buntton $h^* = lab^*h = 167/360 = 0.463$
 lab^*tch und lab^*nch

D50: Buntton G
 LCH*Ma: 52 59 167
 olv*Ma: 0.0 1.0 0.26


Dreiecks-Helligkeit t^*



ORS18; adaptierte CIELAB-Daten

	$L^*=L^*_a$	a^*_a	b^*_a	$C^*_{ab,a}$	$h^*_{ab,a}$
OMa	47.94	65.05	50.54	82.38	38
YMa	91.0	-4.72	90.58	90.7	93
LMa	50.9	-63.18	34.98	72.22	151
CMa	56.99	-39.34	-48.1	62.16	231
VMa	25.72	30.89	-44.4	54.09	305
MMa	49.99	75.76	-4.64	75.9	356
NMa	18.09	0.0	0.0	0.0	0
WMa	95.46	0.0	0.0	0.0	0
RCIE	41.88	61.66	30.69	68.88	26
JCIE	81.97	2.02	67.79	67.82	88
GCIE	51.62	-41.32	9.74	42.46	167
BCIE	29.2	-5.79	-49.61	49.96	263

%Umfang
 $u^*_{rel} = 94$
 %Regularität
 $g^*_{H,rel} = 65$
 $g^*_{C,rel} = 60$

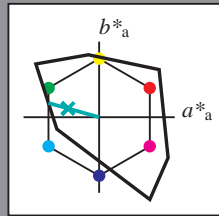


Ausgabe: Farbmatisches Fernseh-Licht-System TLS00

für Buntton $h^* = lab^*h = 164/360 = 0.457$
 lab^*tch und lab^*nch

D50: Buntton G
 LCH*Ma: 84 70 164
 olv*Ma: 0.0 1.0 0.6

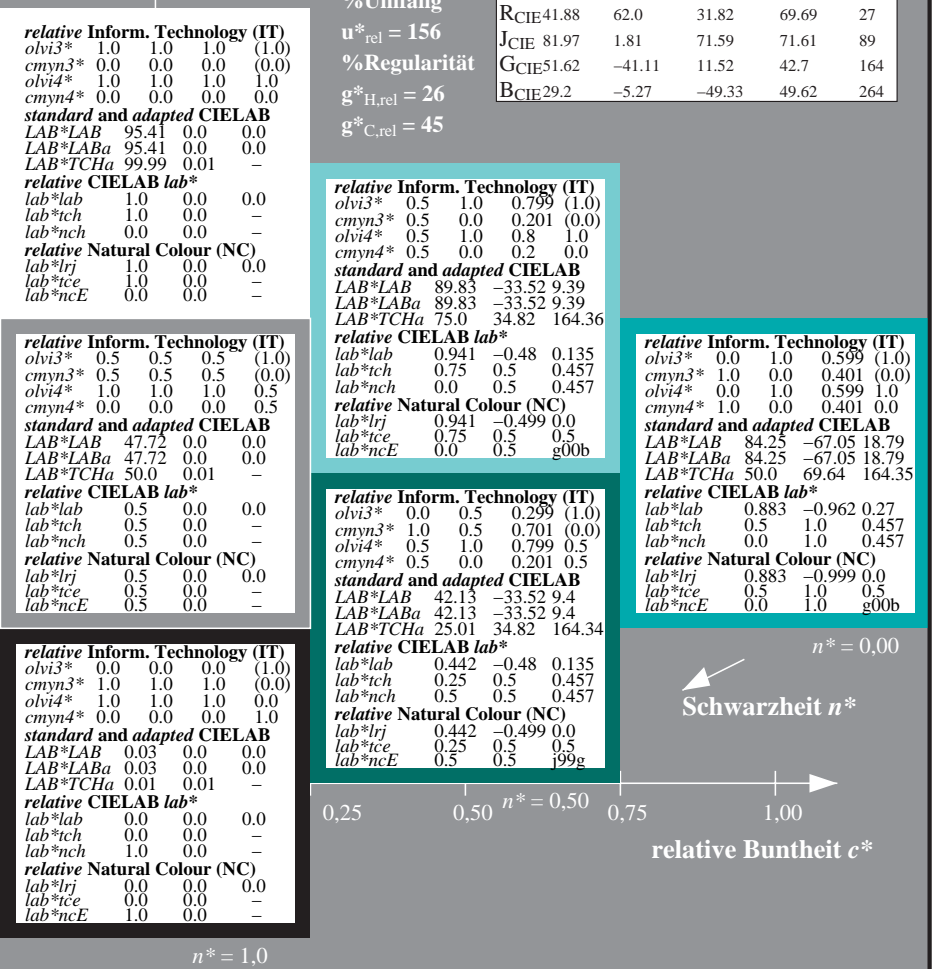
Dreiecks-Helligkeit t^*



TLS00; adaptierte CIELAB-Daten

	$L^*=L^*_a$	a^*_a	b^*_a	$C^*_{ab,a}$	$h^*_{ab,a}$
OMa	54.19	79.36	63.0	101.33	38
YMa	93.44	-14.18	82.59	83.8	100
LMa	82.82	-83.73	70.41	109.41	140
CMa	85.22	-55.9	-15.78	58.1	196
VMa	25.61	67.05	-108.87	127.87	302
MMa	58.76	91.18	-53.69	105.82	330
NMa	0.01	0.0	0.0	0.0	0
WMa	95.41	0.0	0.0	0.0	0
RCIE	41.88	62.0	31.82	69.69	27
JCIE	81.97	1.81	71.59	71.61	89
GCIE	51.62	-41.11	11.52	42.7	164
BCIE	29.2	-5.27	-49.33	49.62	264

%Umfang
 $u^*_{rel} = 156$
 %Regularität
 $g^*_{H,rel} = 26$
 $g^*_{C,rel} = 45$



Siehe ähnliche Dateien: <http://www.ps.bam.de/QG00/>
 Technische Information: <http://www.ps.bam.de> Version 2.1, io=0.0, CIELAB

BAM-Registrierung: 20060101-QG00/10L/L00G08FP.PS/.PDF BAM-Material: Code=rh4ta
 Anwendung für Beurteilung und Messung von Drucker- oder Monitorssystemen

QG00-7, 3 stufige Reihen für konstanten CIELAB Buntton 167/360 = 0.463 (links)

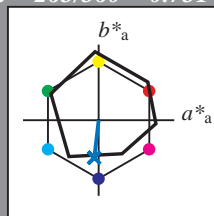
3 stufige Reihen für konstanten CIELAB Buntton 164/360 = 0.457 (rechts)

BAM-Prüfvorlage QG00; Farbmatrik-Systeme ORS18 & TLS00 input: $cmY0^* setcmykcolor$
 D50: 3stufige Farbreihen und Koordinatendaten für 10 Bunttöne output: $cmY0^*/000n^* setcmykcolor$

Eingabe: Farbmatisches Offset-Refektiv-System ORS18

für Buntton $h^* = lab^*h = 263/360 = 0.731$
 lab^*tch und lab^*nch

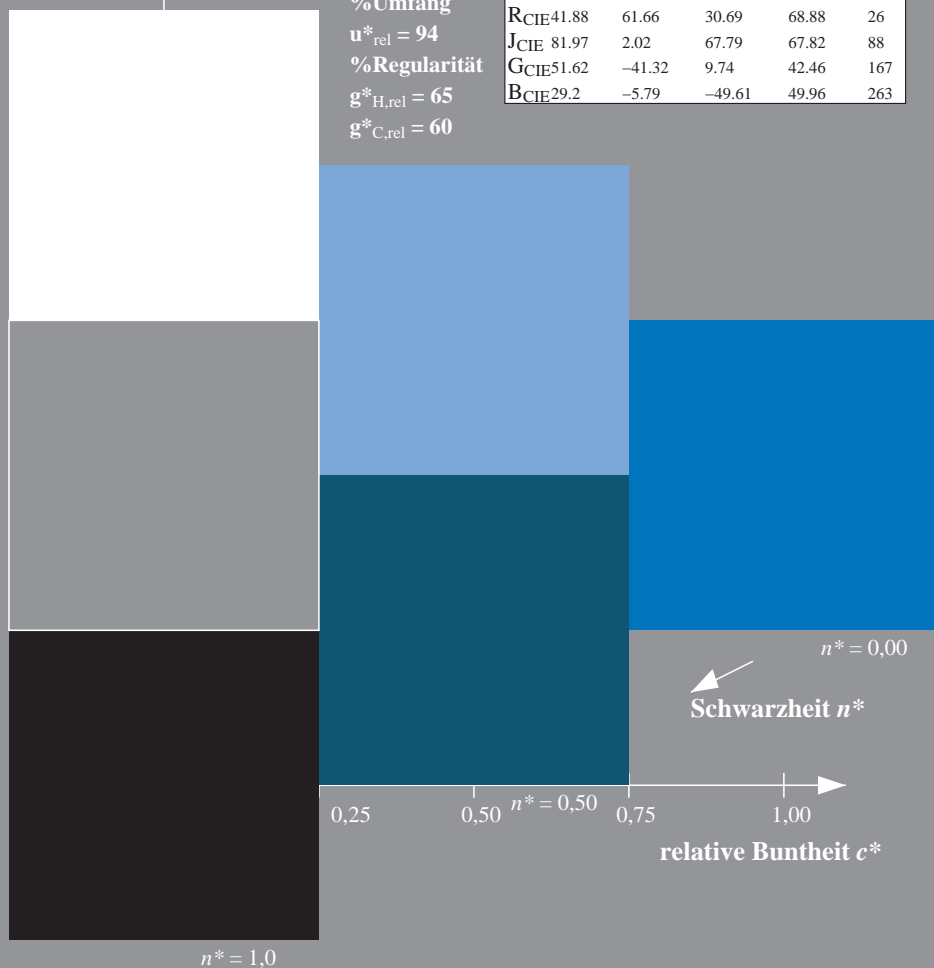
D50: Buntton B
 LCH*Ma: 42 47 263
 olv*Ma: 0.0 0.52 1.0
 Dreiecks-Helligkeit t^*



ORS18; adaptierte CIELAB-Daten

	$L^*=L^*_a$	a^*_a	b^*_a	$C^*_{ab,a}$	$h^*_{ab,a}$
OMa	47.94	65.05	50.54	82.38	38
YMa	91.0	-4.72	90.58	90.7	93
LMa	50.9	-63.18	34.98	72.22	151
CMa	56.99	-39.34	-48.1	62.16	231
VMa	25.72	30.89	-44.4	54.09	305
MMa	49.99	75.76	-4.64	75.9	356
NMa	18.09	0.0	0.0	0.0	0
WMa	95.46	0.0	0.0	0.0	0
RCIE	41.88	61.66	30.69	68.88	26
JCIE	81.97	2.02	67.79	67.82	88
GCIE	51.62	-41.32	9.74	42.46	167
BCIE	29.2	-5.79	-49.61	49.96	263

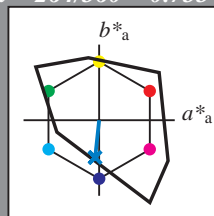
%Umfang
 $u^*_{rel} = 94$
 %Regularität
 $g^*_{H,rel} = 65$
 $g^*_{C,rel} = 60$



Ausgabe: Farbmatisches Fernseh-Licht-System TLS00

für Buntton $h^* = lab^*h = 264/360 = 0.733$
 lab^*tch und lab^*nch

D50: Buntton B
 LCH*Ma: 61 54 264
 olv*Ma: 0.0 0.59 1.0
 Dreiecks-Helligkeit t^*



TLS00; adaptierte CIELAB-Daten

	$L^*=L^*_a$	a^*_a	b^*_a	$C^*_{ab,a}$	$h^*_{ab,a}$
OMa	54.19	79.36	63.0	101.33	38
YMa	93.44	-14.18	82.59	83.8	100
LMa	82.82	-83.73	70.41	109.41	140
CMa	85.22	-55.9	-15.78	58.1	196
VMa	25.61	67.05	-108.87	127.87	302
MMa	58.76	91.18	-53.69	105.82	330
NMa	0.01	0.0	0.0	0.0	0
WMa	95.41	0.0	0.0	0.0	0
RCIE	41.88	62.0	31.82	69.69	27
JCIE	81.97	1.81	71.59	71.61	89
GCIE	51.62	-41.11	11.52	42.7	164
BCIE	29.2	-5.27	-49.33	49.62	264

%Umfang
 $u^*_{rel} = 156$
 %Regularität
 $g^*_{H,rel} = 26$
 $g^*_{C,rel} = 45$

relative Inform. Technology (IT)

olvi3*	1.0	1.0	1.0	(1.0)
cmyn3*	0.0	0.0	0.0	(0.0)
olvi4*	1.0	1.0	1.0	1.0
cmyn4*	0.0	0.0	0.0	0.0

standard and adapted CIELAB

LAB*LAB	95.41	0.0	0.0
LAB*LABa	95.41	0.0	0.0
LAB*TCHa	99.99	0.01	-

relative CIELAB lab*

lab*lab	1.0	0.0	0.0
lab*tch	1.0	0.0	-
lab*nch	0.0	0.0	-

relative Natural Colour (NC)

lab*lrj	1.0	0.0	0.0
lab*tce	1.0	0.0	-
lab*nce	0.0	0.0	-

relative Inform. Technology (IT)

olvi3*	0.5	0.796	1.0	(1.0)
cmyn3*	0.5	0.204	0.0	(0.0)
olvi4*	0.5	0.796	1.0	1.0
cmyn4*	0.5	0.204	0.0	0.0

standard and adapted CIELAB

LAB*LAB	78.15	-2.87	-26.86
LAB*LABa	78.15	-2.87	-26.86
LAB*TCHa	75.0	27.02	263.88

relative CIELAB lab*

lab*lab	0.819	-0.052	-0.496
lab*tch	0.75	0.5	0.733
lab*nch	0.0	0.5	0.733

relative Natural Colour (NC)

lab*lrj	0.819	0.0	-0.499
lab*tce	0.75	0.5	0.75
lab*nce	0.0	0.5	g99b

relative Inform. Technology (IT)

olvi3*	0.5	0.5	0.5	(1.0)
cmyn3*	0.5	0.5	0.5	(0.0)
olvi4*	1.0	1.0	1.0	0.5
cmyn4*	0.0	0.0	0.0	0.5

standard and adapted CIELAB

LAB*LAB	47.72	0.0	0.0
LAB*LABa	47.72	0.0	0.0
LAB*TCHa	50.0	0.01	-

relative CIELAB lab*

lab*lab	0.5	0.0	0.0
lab*tch	0.5	0.0	-
lab*nch	0.5	0.0	-

relative Natural Colour (NC)

lab*lrj	0.5	0.0	0.0
lab*tce	0.5	0.0	-
lab*nce	0.5	0.0	-

relative Inform. Technology (IT)

olvi3*	0.0	0.296	0.5	(1.0)
cmyn3*	1.0	0.704	0.5	(0.0)
olvi4*	0.5	0.796	1.0	0.5
cmyn4*	0.5	0.204	0.0	0.5

standard and adapted CIELAB

LAB*LAB	30.46	-2.86	-26.87
LAB*LABa	30.46	-2.86	-26.87
LAB*TCHa	25.01	27.03	263.9

relative CIELAB lab*

lab*lab	0.319	-0.052	-0.496
lab*tch	0.25	0.5	0.733
lab*nch	0.5	0.5	0.733

relative Natural Colour (NC)

lab*lrj	0.319	0.0	-0.499
lab*tce	0.25	0.5	0.75
lab*nce	0.5	0.5	b00r

relative Inform. Technology (IT)

olvi3*	0.0	0.0	0.0	(1.0)
cmyn3*	1.0	1.0	1.0	(0.0)
olvi4*	1.0	1.0	1.0	0.0
cmyn4*	0.0	0.0	0.0	1.0

standard and adapted CIELAB

LAB*LAB	0.03	0.0	0.0
LAB*LABa	0.03	0.0	0.0
LAB*TCHa	0.01	0.01	-

relative CIELAB lab*

lab*lab	0.0	0.0	0.0
lab*tch	0.0	0.0	-
lab*nch	1.0	0.0	-

relative Natural Colour (NC)

lab*lrj	0.0	0.0	0.0
lab*tce	0.0	0.0	-
lab*nce	1.0	0.0	-

relative Inform. Technology (IT)

olvi3*	0.0	0.296	0.5	(1.0)
cmyn3*	1.0	0.704	0.5	(0.0)
olvi4*	0.5	0.796	1.0	0.5
cmyn4*	0.5	0.204	0.0	0.5

standard and adapted CIELAB

LAB*LAB	30.46	-2.86	-26.87
LAB*LABa	30.46	-2.86	-26.87
LAB*TCHa	25.01	27.03	263.9

relative CIELAB lab*

lab*lab	0.319	-0.052	-0.496
lab*tch	0.25	0.5	0.733
lab*nch	0.5	0.5	0.733

relative Natural Colour (NC)

lab*lrj	0.319	0.0	-0.499
lab*tce	0.25	0.5	0.75
lab*nce	0.5	0.5	b00r

relative Inform. Technology (IT)

olvi3*	0.0	0.592	1.0	(1.0)
cmyn3*	1.0	0.408	0.0	(0.0)
olvi4*	0.0	0.592	1.0	1.0
cmyn4*	1.0	0.408	0.0	0.0

standard and adapted CIELAB

LAB*LAB	60.9	-5.74	-53.74
LAB*LABa	60.9	-5.74	-53.74
LAB*TCHa	50.0	54.06	263.89

relative CIELAB lab*

lab*lab	0.638	-0.105	-0.993
lab*tch	0.5	1.0	0.733
lab*nch	0.0	1.0	0.733

relative Natural Colour (NC)

lab*lrj	0.638	0.0	-0.999
lab*tce	0.5	1.0	0.75
lab*nce	0.0	1.0	g99b

