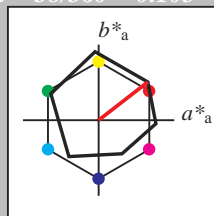


Eingabe: Farbmétrisches Offset-Reflektiv-System ORS18

für Buntton $h^* = lab^*h = 38/360 = 0.105$
 lab^*tch und lab^*nch

D50: Buntton O
 LCH*Ma: 48 82 38
 olv*Ma: 1.0 0.0 0.0


Dreiecks-Helligkeit t^*



ORS18; adaptierte CIELAB-Daten

	$L^*=L^*_a$	a^*_a	b^*_a	$C^*_{ab,a}$	$h^*_{ab,a}$
OMa	47.94	65.05	50.54	82.38	38
YMa	91.0	-4.72	90.58	90.7	93
LMa	50.9	-63.18	34.98	72.22	151
CMa	56.99	-39.34	-48.1	62.16	231
VMa	25.72	30.89	-44.4	54.09	305
MMa	49.99	75.76	-4.64	75.9	356
NMa	18.09	0.0	0.0	0.0	0
WMa	95.46	0.0	0.0	0.0	0
RCIE	41.88	61.66	30.69	68.88	26
JCIE	81.97	2.02	67.79	67.82	88
GCIE	51.62	-41.32	9.74	42.46	167
BCIE	29.2	-5.79	-49.61	49.96	263

%Umfang
 $u^*_{rel} = 94$
 %Regularität
 $g^*_{H,rel} = 65$
 $g^*_{C,rel} = 60$

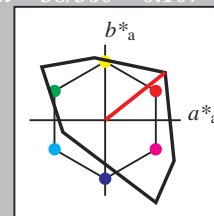


Ausgabe: Farbmétrisches Fernseh-Licht-System TLS00

für Buntton $h^* = lab^*h = 38/360 = 0.107$
 lab^*tch und lab^*nch

D50: Buntton O
 LCH*Ma: 54 101 38
 olv*Ma: 1.0 0.0 0.0

Dreiecks-Helligkeit t^*



TLS00; adaptierte CIELAB-Daten

	$L^*=L^*_a$	a^*_a	b^*_a	$C^*_{ab,a}$	$h^*_{ab,a}$
OMa	54.19	79.36	63.0	101.33	38
YMa	93.44	-14.18	82.59	83.8	100
LMa	82.82	-83.73	70.41	109.41	140
CMa	85.22	-55.9	-15.78	58.1	196
VMa	25.61	67.05	-108.87	127.87	302
MMa	58.76	91.18	-53.69	105.82	330
NMa	0.01	0.0	0.0	0.0	0
WMa	95.41	0.0	0.0	0.0	0
RCIE	41.88	62.0	31.82	69.69	27
JCIE	81.97	1.81	71.59	71.61	89
GCIE	51.62	-41.11	11.52	42.7	164
BCIE	29.2	-5.27	-49.33	49.62	264

%Umfang
 $u^*_{rel} = 156$
 %Regularität
 $g^*_{H,rel} = 26$
 $g^*_{C,rel} = 45$

relative Inform. Technology (IT)

olvi3*	1.0	1.0	1.0	(1.0)
cmyn3*	0.0	0.0	0.0	(0.0)
olvi4*	1.0	1.0	1.0	1.0
cmyn4*	0.0	0.0	0.0	0.0

standard and adapted CIELAB

LAB*LAB	95.41	0.0	0.0
LAB*LABa	95.41	0.0	0.0
LAB*TCHa	99.99	0.01	-

relative CIELAB lab*

lab*lab	1.0	0.0	0.0
lab*tch	1.0	0.0	-
lab*nch	0.0	0.0	-

relative Natural Colour (NC)

lab*lrj	1.0	0.0	0.0
lab*tce	1.0	0.0	-
lab*nce	0.0	0.0	-

relative Inform. Technology (IT)

olvi3*	1.0	0.5	0.5	(1.0)
cmyn3*	0.0	0.5	0.5	(0.0)
olvi4*	1.0	0.5	0.5	1.0
cmyn4*	0.0	0.5	0.5	0.0

standard and adapted CIELAB

LAB*LAB	74.79	39.67	31.49
LAB*LABa	74.79	39.67	31.49
LAB*TCHa	75.0	50.65	38.44

relative CIELAB lab*

lab*lab	0.784	0.392	0.311
lab*tch	0.75	0.5	0.107
lab*nch	0.0	0.5	0.107

relative Natural Colour (NC)

lab*lrj	0.784	0.479	0.142
lab*tce	0.75	0.5	0.046
lab*nce	0.0	0.5	r18j

relative Inform. Technology (IT)

olvi3*	0.5	0.5	0.5	(1.0)
cmyn3*	0.5	0.5	0.5	(0.0)
olvi4*	1.0	1.0	1.0	0.5
cmyn4*	0.0	0.0	0.0	0.5

standard and adapted CIELAB

LAB*LAB	47.72	0.0	0.0
LAB*LABa	47.72	0.0	0.0
LAB*TCHa	50.0	0.01	-

relative CIELAB lab*

lab*lab	0.5	0.0	0.0
lab*tch	0.5	0.0	-
lab*nch	0.5	0.0	-

relative Natural Colour (NC)

lab*lrj	0.5	0.0	0.0
lab*tce	0.5	0.0	-
lab*nce	0.5	0.0	-

relative Inform. Technology (IT)

olvi3*	0.5	0.0	0.0	(1.0)
cmyn3*	0.5	1.0	1.0	(0.0)
olvi4*	1.0	0.5	0.5	0.5
cmyn4*	0.0	0.5	0.5	0.5

standard and adapted CIELAB

LAB*LAB	27.1	39.67	31.49
LAB*LABa	27.1	39.67	31.49
LAB*TCHa	25.01	50.65	38.44

relative CIELAB lab*

lab*lab	0.284	0.392	0.311
lab*tch	0.25	0.5	0.107
lab*nch	0.5	0.5	0.107

relative Natural Colour (NC)

lab*lrj	0.284	0.479	0.142
lab*tce	0.25	0.5	0.046
lab*nce	0.5	0.5	r18j

relative Inform. Technology (IT)

olvi3*	1.0	0.0	0.0	(1.0)
cmyn3*	0.0	1.0	1.0	(0.0)
olvi4*	1.0	0.0	0.0	1.0
cmyn4*	0.0	1.0	1.0	0.0

standard and adapted CIELAB


LAB*LAB	54.19	79.34	62.99
LAB*LABa	54.19	79.34	62.99
LAB*TCHa	50.0	101.31	38.44

relative CIELAB lab*

lab*lab	0.568	0.783	0.622
lab*tch	0.5	1.0	0.107
lab*nch	0.0	1.0	0.107

relative Natural Colour (NC)

lab*lrj	0.568	0.958	0.285
lab*tce	0.5	1.0	0.046
lab*nce	0.0	1.0	r18j



relative Inform. Technology (IT)

olvi3*	0.0	0.0	0.0	(1.0)
cmyn3*	1.0	1.0	1.0	(0.0)
olvi4*	1.0	1.0	1.0	0.0
cmyn4*	0.0	0.0	0.0	1.0

standard and adapted CIELAB

LAB*LAB	0.03	0.0	0.0
LAB*LABa	0.03	0.0	0.0
LAB*TCHa	0.01	0.01	-

relative CIELAB lab*

lab*lab	0.0	0.0	0.0
lab*tch	0.0	0.0	-
lab*nch	1.0	0.0	-

relative Natural Colour (NC)

lab*lrj	0.0	0.0	0.0
lab*tce	0.0	0.0	-
lab*nce	1.0	0.0	-

QG000-7, 3 stufige Reihen für konstanten CIELAB Buntton 38/360 = 0.105 (links)

3 stufige Reihen für konstanten CIELAB Buntton 38/360 = 0.107 (rechts)

BAM-Prüfvorlage QG00; Farbmétrik-Systeme ORS18 & TLS00 input: $cmY0^* setcmykcolor$

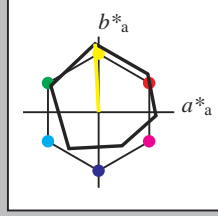
D50: 3stufige Farbreihen und Koordinatendaten für 10 Bunttöne output: $cmY0^*/000n^* setcmykcolor$

Eingabe: Farbmatisches Offset-Reflektiv-System ORS18

für Buntton $h^* = lab^*h = 93/360 = 0.258$
 lab^*tch und lab^*nch

D50: Buntton Y
 LCH*Ma: 91 91 93
 olv*Ma: 1.0 1.0 0.0

Dreiecks-Helligkeit t^*



ORS18; adaptierte CIELAB-Daten

	$L^*=L^*_a$	a^*_a	b^*_a	$C^*_{ab,a}$	$h^*_{ab,a}$
OMa	47.94	65.05	50.54	82.38	38
YMa	91.0	-4.72	90.58	90.7	93
LMa	50.9	-63.18	34.98	72.22	151
CMa	56.99	-39.34	-48.1	62.16	231
VMa	25.72	30.89	-44.4	54.09	305
MMa	49.99	75.76	-4.64	75.9	356
NMa	18.09	0.0	0.0	0.0	0
WMa	95.46	0.0	0.0	0.0	0
RCIE	41.88	61.66	30.69	68.88	26
JCIE	81.97	2.02	67.79	67.82	88
GCIE	51.62	-41.32	9.74	42.46	167
BCIE	29.2	-5.79	-49.61	49.96	263

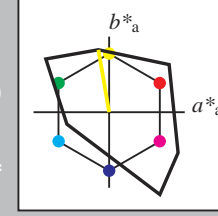
%Umfang
 $u^*_{rel} = 94$
 %Regularität
 $g^*_{H,rel} = 65$
 $g^*_{C,rel} = 60$

Ausgabe: Farbmatisches Fernseh-Licht-System TLS00

für Buntton $h^* = lab^*h = 100/360 = 0.277$
 lab^*tch und lab^*nch

D50: Buntton Y
 LCH*Ma: 93 84 100
 olv*Ma: 1.0 1.0 0.0

Dreiecks-Helligkeit t^*



TLS00; adaptierte CIELAB-Daten

	$L^*=L^*_a$	a^*_a	b^*_a	$C^*_{ab,a}$	$h^*_{ab,a}$
OMa	54.19	79.36	63.0	101.33	38
YMa	93.44	-14.18	82.59	83.8	100
LMa	82.82	-83.73	70.41	109.41	140
CMa	85.22	-55.9	-15.78	58.1	196
VMa	25.61	67.05	-108.87	127.87	302
MMa	58.76	91.18	-53.69	105.82	330
NMa	0.01	0.0	0.0	0.0	0
WMa	95.41	0.0	0.0	0.0	0
RCIE	41.88	62.0	31.82	69.69	27
JCIE	81.97	1.81	71.59	71.61	89
GCIE	51.62	-41.11	11.52	42.7	164
BCIE	29.2	-5.27	-49.33	49.62	264

%Umfang
 $u^*_{rel} = 156$
 %Regularität
 $g^*_{H,rel} = 26$
 $g^*_{C,rel} = 45$

relative Inform. Technology (IT)
 $olvi3^* \ 1.0 \ 1.0 \ 1.0 \ (1.0)$
 $cmyn3^* \ 0.0 \ 0.0 \ 0.0 \ (0.0)$
 $olvi4^* \ 1.0 \ 1.0 \ 1.0 \ 1.0$
 $cmyn4^* \ 0.0 \ 0.0 \ 0.0 \ 0.0$

standard and adapted CIELAB
 $LAB^*LAB \ 95.41 \ 0.0 \ 0.0$
 $LAB^*LABa \ 95.41 \ 0.0 \ 0.0$
 $LAB^*TCHa \ 99.99 \ 0.01 \ -$

relative CIELAB lab*
 $lab^*lab \ 1.0 \ 0.0 \ 0.0$
 $lab^*tch \ 1.0 \ 0.0 \ -$
 $lab^*nch \ 0.0 \ 0.0 \ -$

relative Natural Colour (NC)
 $lab^*lrj \ 1.0 \ 0.0 \ 0.0$
 $lab^*tce \ 1.0 \ 0.0 \ -$
 $lab^*nce \ 0.0 \ 0.0 \ -$

relative Inform. Technology (IT)
 $olvi3^* \ 0.5 \ 0.5 \ 0.5 \ (1.0)$
 $cmyn3^* \ 0.5 \ 0.5 \ 0.5 \ (0.0)$
 $olvi4^* \ 1.0 \ 1.0 \ 1.0 \ 0.5$
 $cmyn4^* \ 0.0 \ 0.0 \ 0.0 \ 0.5$

standard and adapted CIELAB
 $LAB^*LAB \ 47.72 \ 0.0 \ 0.0$
 $LAB^*LABa \ 47.72 \ 0.0 \ 0.0$
 $LAB^*TCHa \ 50.0 \ 0.01 \ -$

relative CIELAB lab*
 $lab^*lab \ 0.5 \ 0.0 \ 0.0$
 $lab^*tch \ 0.5 \ 0.0 \ -$
 $lab^*nch \ 0.5 \ 0.0 \ -$

relative Natural Colour (NC)
 $lab^*lrj \ 0.5 \ 0.0 \ 0.0$
 $lab^*tce \ 0.5 \ 0.0 \ -$
 $lab^*nce \ 0.5 \ 0.0 \ -$

relative Inform. Technology (IT)
 $olvi3^* \ 0.0 \ 0.0 \ 0.0 \ (1.0)$
 $cmyn3^* \ 1.0 \ 1.0 \ 1.0 \ (0.0)$
 $olvi4^* \ 1.0 \ 1.0 \ 1.0 \ 1.0$
 $cmyn4^* \ 0.0 \ 0.0 \ 0.0 \ 1.0$

standard and adapted CIELAB
 $LAB^*LAB \ 0.03 \ 0.0 \ 0.0$
 $LAB^*LABa \ 0.03 \ 0.0 \ 0.0$
 $LAB^*TCHa \ 0.01 \ 0.01 \ -$

relative CIELAB lab*
 $lab^*lab \ 0.0 \ 0.0 \ 0.0$
 $lab^*tch \ 0.0 \ 0.0 \ -$
 $lab^*nch \ 1.0 \ 0.0 \ -$

relative Natural Colour (NC)
 $lab^*lrj \ 0.0 \ 0.0 \ 0.0$
 $lab^*tce \ 0.0 \ 0.0 \ -$
 $lab^*nce \ 1.0 \ 0.0 \ -$

relative Inform. Technology (IT)
 $olvi3^* \ 1.0 \ 1.0 \ 0.5 \ (1.0)$
 $cmyn3^* \ 0.0 \ 0.0 \ 0.5 \ (0.0)$
 $olvi4^* \ 1.0 \ 1.0 \ 0.5 \ 1.0$
 $cmyn4^* \ 0.0 \ 0.0 \ 0.5 \ 0.0$

standard and adapted CIELAB
 $LAB^*LAB \ 94.42 \ -7.08 \ 41.29$
 $LAB^*LABa \ 94.42 \ -7.08 \ 41.29$
 $LAB^*TCHa \ 75.0 \ 41.89 \ 99.75$

relative CIELAB lab*
 $lab^*lab \ 0.99 \ -0.084 \ 0.493$
 $lab^*tch \ 0.75 \ 0.5 \ 0.277$
 $lab^*nch \ 0.0 \ 0.5 \ 0.277$

relative Natural Colour (NC)
 $lab^*lrj \ 0.99 \ -0.114 \ 0.487$
 $lab^*tce \ 0.75 \ 0.5 \ 0.287$
 $lab^*nce \ 0.0 \ 0.5 \ j14g$

relative Inform. Technology (IT)
 $olvi3^* \ 0.5 \ 0.5 \ 0.0 \ (1.0)$
 $cmyn3^* \ 0.5 \ 0.5 \ 1.0 \ (0.0)$
 $olvi4^* \ 1.0 \ 1.0 \ 0.5 \ 0.5$
 $cmyn4^* \ 0.0 \ 0.0 \ 0.5 \ 0.5$

standard and adapted CIELAB
 $LAB^*LAB \ 46.73 \ -7.08 \ 41.29$
 $LAB^*LABa \ 46.73 \ -7.08 \ 41.29$
 $LAB^*TCHa \ 25.01 \ 41.89 \ 99.75$

relative CIELAB lab*
 $lab^*lab \ 0.49 \ -0.084 \ 0.493$
 $lab^*tch \ 0.25 \ 0.5 \ 0.277$
 $lab^*nch \ 0.5 \ 0.5 \ 0.277$


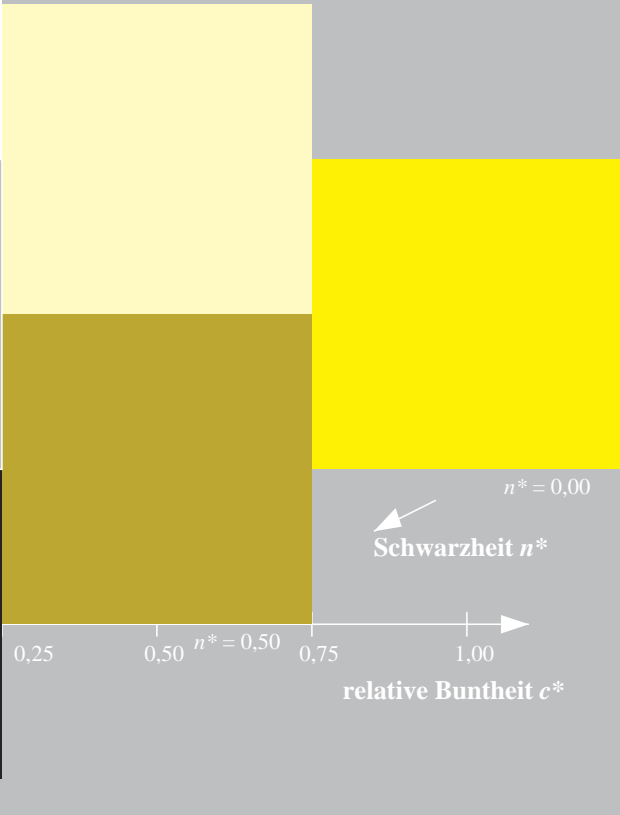
relative Natural Colour (NC)
 $lab^*lrj \ 0.49 \ -0.114 \ 0.487$
 $lab^*tce \ 0.25 \ 0.5 \ 0.287$
 $lab^*nce \ 0.5 \ 0.5 \ j14g$

relative Inform. Technology (IT)
 $olvi3^* \ 1.0 \ 1.0 \ 0.0 \ (1.0)$
 $cmyn3^* \ 0.0 \ 0.0 \ 1.0 \ (0.0)$
 $olvi4^* \ 1.0 \ 1.0 \ 0.0 \ 1.0$
 $cmyn4^* \ 0.0 \ 0.0 \ 1.0 \ 0.0$

standard and adapted CIELAB
 $LAB^*LAB \ 93.43 \ -14.18 \ 82.57$
 $LAB^*LABa \ 93.43 \ -14.18 \ 82.57$
 $LAB^*TCHa \ 50.0 \ 83.78 \ 99.75$

relative CIELAB lab*
 $lab^*lab \ 0.979 \ -0.168 \ 0.985$
 $lab^*tch \ 0.5 \ 1.0 \ 0.277$
 $lab^*nch \ 0.0 \ 1.0 \ 0.277$

relative Natural Colour (NC)
 $lab^*lrj \ 0.979 \ -0.229 \ 0.973$
 $lab^*tce \ 0.5 \ 1.0 \ 0.287$
 $lab^*nce \ 0.0 \ 1.0 \ j14g$



QG000-7, 3 stufige Reihen für konstanten CIELAB Buntton 93/360 = 0.258 (links)

3 stufige Reihen für konstanten CIELAB Buntton 100/360 = 0.277 (rechts)

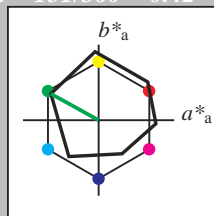
BAM-Prüfvorlage QG00; Farbmatrik-Systeme ORS18 & TLS00 input: $cmv0^* \ setcmykcolor$
 D50: 3stufige Farbreihen und Koordinatendaten für 10 Bunttöne output: $cmv0^* / 000n^* \ setcmykcolor$

Eingabe: Farbmétrisches Offset-Reflektiv-System ORS18

für Buntton $h^* = lab^*h = 151/360 = 0.42$
 lab^*tch und lab^*nch

D50: Buntton L
 LCH*Ma: 51 72 151
 olv*Ma: 0.0 1.0 0.0

Dreiecks-Helligkeit t^*



ORS18; adaptierte CIELAB-Daten

	$L^*=L^*_a$	a^*_a	b^*_a	$C^*_{ab,a}$	$h^*_{ab,a}$
OMa	47.94	65.05	50.54	82.38	38
YMa	91.0	-4.72	90.58	90.7	93
LMa	50.9	-63.18	34.98	72.22	151
CMa	56.99	-39.34	-48.1	62.16	231
VMa	25.72	30.89	-44.4	54.09	305
MMa	49.99	75.76	-4.64	75.9	356
NMa	18.09	0.0	0.0	0.0	0
WMa	95.46	0.0	0.0	0.0	0
RCIE	41.88	61.66	30.69	68.88	26
JCIE	81.97	2.02	67.79	67.82	88
GCIE	51.62	-41.32	9.74	42.46	167
BCIE	29.2	-5.79	-49.61	49.96	263

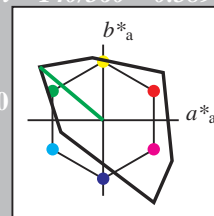
%Umfang
 $u^*_{rel} = 94$
 %Regularität
 $g^*_{H,rel} = 65$
 $g^*_{C,rel} = 60$

Ausgabe: Farbmétrisches Fernseh-Licht-System TLS00

für Buntton $h^* = lab^*h = 140/360 = 0.389$
 lab^*tch und lab^*nch

D50: Buntton L
 LCH*Ma: 83 109 140
 olv*Ma: 0.0 1.0 0.0

Dreiecks-Helligkeit t^*



TLS00; adaptierte CIELAB-Daten

	$L^*=L^*_a$	a^*_a	b^*_a	$C^*_{ab,a}$	$h^*_{ab,a}$
OMa	54.19	79.36	63.0	101.33	38
YMa	93.44	-14.18	82.59	83.8	100
LMa	82.82	-83.73	70.41	109.41	140
CMa	85.22	-55.9	-15.78	58.1	196
VMa	25.61	67.05	-108.87	127.87	302
MMa	58.76	91.18	-53.69	105.82	330
NMa	0.01	0.0	0.0	0.0	0
WMa	95.41	0.0	0.0	0.0	0
RCIE	41.88	62.0	31.82	69.69	27
JCIE	81.97	1.81	71.59	71.61	89
GCIE	51.62	-41.11	11.52	42.7	164
BCIE	29.2	-5.27	-49.33	49.62	264

%Umfang
 $u^*_{rel} = 156$
 %Regularität
 $g^*_{H,rel} = 26$
 $g^*_{C,rel} = 45$

relative Inform. Technology (IT)

olvi3*	1.0	1.0	1.0	(1.0)
cmyn3*	0.0	0.0	0.0	(0.0)
olvi4*	1.0	1.0	1.0	1.0
cmyn4*	0.0	0.0	0.0	0.0

standard and adapted CIELAB

LAB*LAB	95.41	0.0	0.0
LAB*LABa	95.41	0.0	0.0
LAB*TCHa	99.99	0.01	-

relative CIELAB lab*

lab*lab	1.0	0.0	0.0
lab*tch	1.0	0.0	-
lab*nch	0.0	0.0	-

relative Natural Colour (NC)

lab*lrj	1.0	0.0	0.0
lab*tce	1.0	0.0	-
lab*nce	0.0	0.0	-

relative Inform. Technology (IT)

olvi3*	0.5	1.0	0.5	(1.0)
cmyn3*	0.5	0.0	0.5	(0.0)
olvi4*	0.5	1.0	0.5	1.0
cmyn4*	0.5	0.0	0.5	0.0

standard and adapted CIELAB

LAB*LAB	89.11	-41.85	35.2
LAB*LABa	89.11	-41.85	35.2
LAB*TCHa	75.0	54.69	139.94

relative CIELAB lab*

lab*lab	0.934	-0.382	0.322
lab*tch	0.75	0.5	0.389
lab*nch	0.0	0.5	0.389

relative Natural Colour (NC)

lab*lrj	0.934	-0.436	0.242
lab*tce	0.75	0.5	0.419
lab*nce	0.0	0.5	0.67g

relative Inform. Technology (IT)

olvi3*	0.5	0.5	0.5	(1.0)
cmyn3*	0.5	0.5	0.5	(0.0)
olvi4*	1.0	1.0	1.0	0.5
cmyn4*	0.0	0.0	0.0	0.5

standard and adapted CIELAB

LAB*LAB	47.72	0.0	0.0
LAB*LABa	47.72	0.0	0.0
LAB*TCHa	50.0	0.01	-

relative CIELAB lab*

lab*lab	0.5	0.0	0.0
lab*tch	0.5	0.0	-
lab*nch	0.5	0.0	-

relative Natural Colour (NC)

lab*lrj	0.5	0.0	0.0
lab*tce	0.5	0.0	-
lab*nce	0.5	0.0	-

relative Inform. Technology (IT)

olvi3*	0.0	0.5	0.0	(1.0)
cmyn3*	0.25	0.5	1.0	(0.0)
olvi4*	0.5	1.0	0.5	0.5
cmyn4*	0.5	0.0	0.5	0.5

standard and adapted CIELAB

LAB*LAB	41.42	-41.85	35.2
LAB*LABa	41.42	-41.85	35.2
LAB*TCHa	25.01	54.69	139.94

relative CIELAB lab*

lab*lab	0.434	-0.382	0.322
lab*tch	0.25	0.5	0.389
lab*nch	0.5	0.5	0.389

relative Natural Colour (NC)

lab*lrj	0.434	-0.436	0.242
lab*tce	0.25	0.5	0.419
lab*nce	0.5	0.5	0.67g

relative Inform. Technology (IT)

olvi3*	0.0	1.0	0.0	(1.0)
cmyn3*	1.0	0.0	1.0	(0.0)
olvi4*	0.0	1.0	0.0	1.0
cmyn4*	1.0	0.0	1.0	0.0

standard and adapted CIELAB

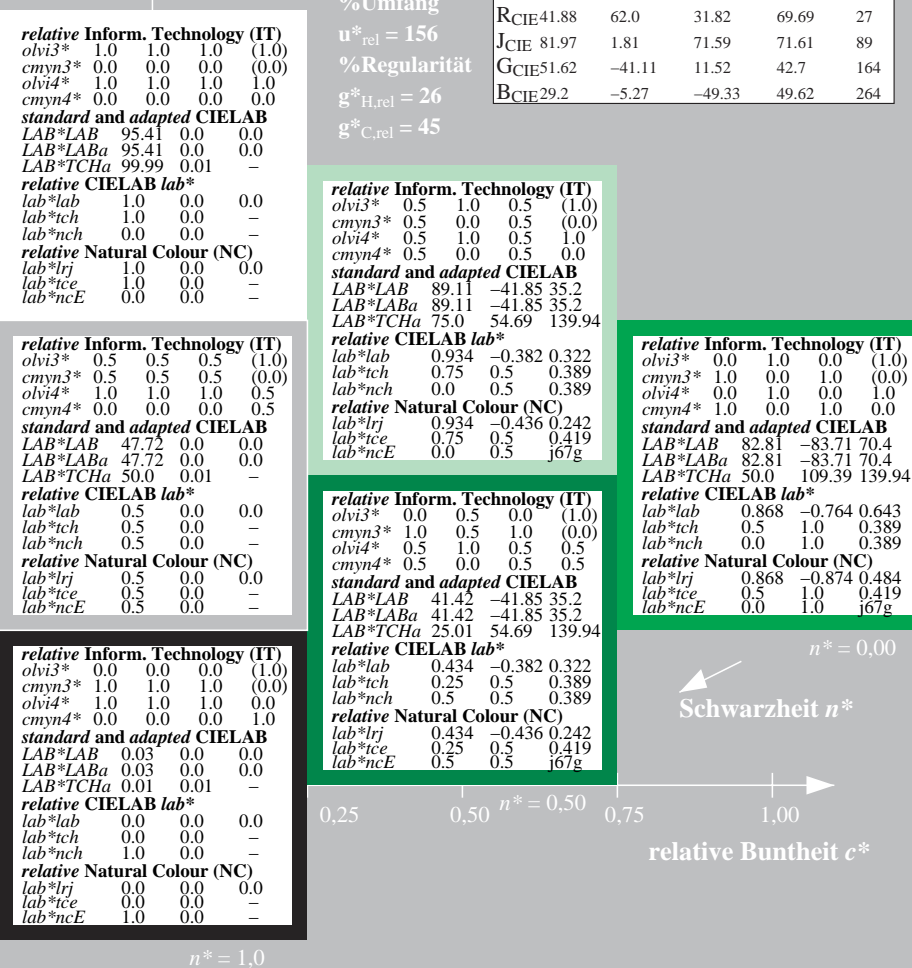
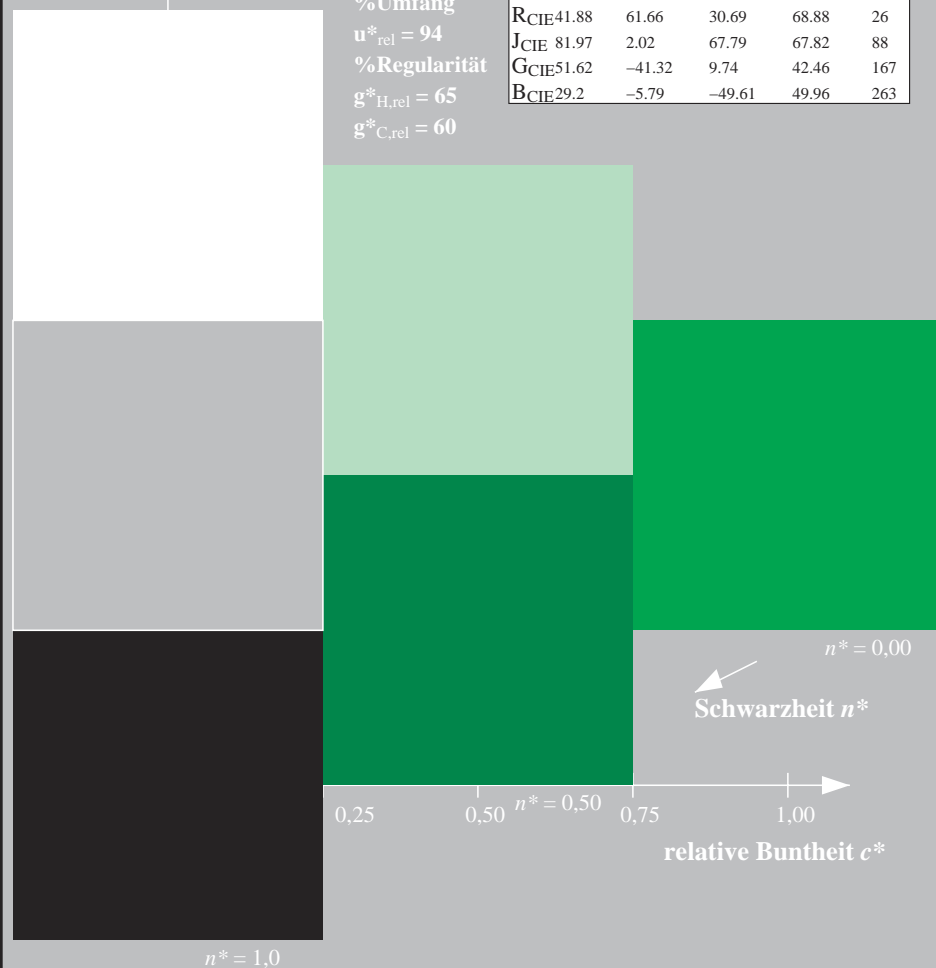
LAB*LAB	82.81	-83.71	70.4
LAB*LABa	82.81	-83.71	70.4
LAB*TCHa	50.0	109.39	139.94

relative CIELAB lab*

lab*lab	0.868	-0.764	0.643
lab*tch	0.5	1.0	0.389
lab*nch	0.0	1.0	0.389

relative Natural Colour (NC)

lab*lrj	0.868	-0.874	0.484
lab*tce	0.5	1.0	0.419
lab*nce	0.0	1.0	0.67g



QG000-7, 3 stufige Reihen für konstanten CIELAB Buntton 151/360 = 0.42 (links)

3 stufige Reihen für konstanten CIELAB Buntton 140/360 = 0.389 (rechts)

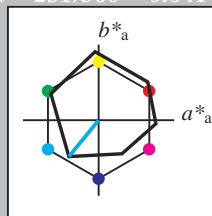
BAM-Prüfvorlage QG00; Farbmétrik-Systeme ORS18 & TLS00 input: $cmY0^* setcmykcolor$

D50: 3stufige Farbreihen und Koordinatendaten für 10 Bunttöne output: $cmY0^*/000n^* setcmykcolor$

Eingabe: Farbmétrisches Offset-Reflektiv-System ORS18

für Buntton $h^* = lab^*h = 231/360 = 0.641$
 lab^*tch und lab^*nch

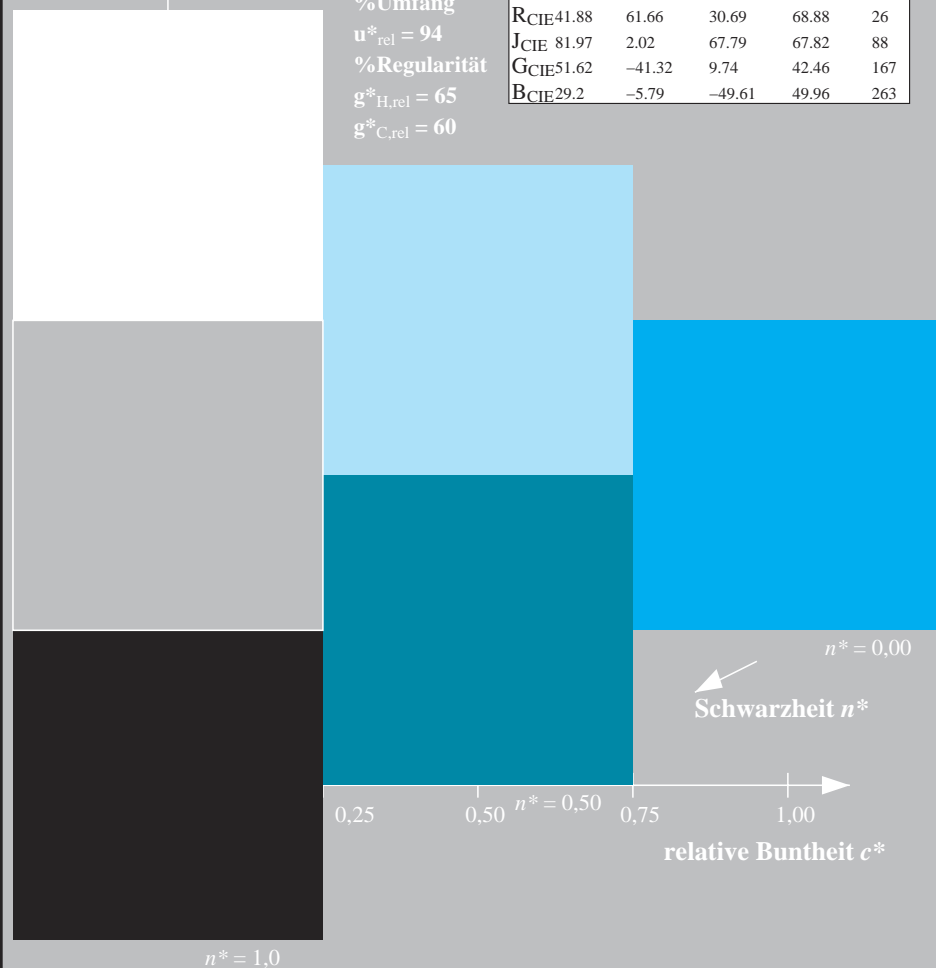
D50: Buntton C
 LCH*Ma: 57 62 231
 olv*Ma: 0.0 1.0 1.0
 Dreiecks-Helligkeit t^*



ORS18; adaptierte CIELAB-Daten

	$L^*=L^*_a$	a^*_a	b^*_a	$C^*_{ab,a}$	$h^*_{ab,a}$
O _{Ma}	47.94	65.05	50.54	82.38	38
Y _{Ma}	91.0	-4.72	90.58	90.7	93
L _{Ma}	50.9	-63.18	34.98	72.22	151
C _{Ma}	56.99	-39.34	-48.1	62.16	231
V _{Ma}	25.72	30.89	-44.4	54.09	305
M _{Ma}	49.99	75.76	-4.64	75.9	356
N _{Ma}	18.09	0.0	0.0	0.0	0
W _{Ma}	95.46	0.0	0.0	0.0	0
R _{CIE}	41.88	61.66	30.69	68.88	26
J _{CIE}	81.97	2.02	67.79	67.82	88
G _{CIE}	51.62	-41.32	9.74	42.46	167
B _{CIE}	29.2	-5.79	-49.61	49.96	263

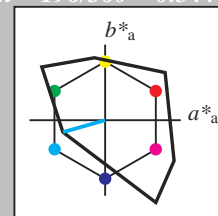
%Umfang
 $u^*_{rel} = 94$
 %Regularität
 $g^*_{H,rel} = 65$
 $g^*_{C,rel} = 60$



Ausgabe: Farbmétrisches Fernseh-Licht-System TLS00

für Buntton $h^* = lab^*h = 196/360 = 0.544$
 lab^*tch und lab^*nch

D50: Buntton C
 LCH*Ma: 85 58 196
 olv*Ma: 0.0 1.0 1.0
 Dreiecks-Helligkeit t^*



TLS00; adaptierte CIELAB-Daten

	$L^*=L^*_a$	a^*_a	b^*_a	$C^*_{ab,a}$	$h^*_{ab,a}$
O _{Ma}	54.19	79.36	63.0	101.33	38
Y _{Ma}	93.44	-14.18	82.59	83.8	100
L _{Ma}	82.82	-83.73	70.41	109.41	140
C _{Ma}	85.22	-55.9	-15.78	58.1	196
V _{Ma}	25.61	67.05	-108.87	127.87	302
M _{Ma}	58.76	91.18	-53.69	105.82	330
N _{Ma}	0.01	0.0	0.0	0.0	0
W _{Ma}	95.41	0.0	0.0	0.0	0
R _{CIE}	41.88	62.0	31.82	69.69	27
J _{CIE}	81.97	1.81	71.59	71.61	89
G _{CIE}	51.62	-41.11	11.52	42.7	164
B _{CIE}	29.2	-5.27	-49.33	49.62	264

%Umfang
 $u^*_{rel} = 156$
 %Regularität
 $g^*_{H,rel} = 26$
 $g^*_{C,rel} = 45$

relative Inform. Technology (IT)

olvi3*	1.0	1.0	1.0	(1.0)
cmyn3*	0.0	0.0	0.0	(0.0)
olvi4*	1.0	1.0	1.0	1.0
cmyn4*	0.0	0.0	0.0	0.0

standard and adapted CIELAB

LAB*LAB	95.41	0.0	0.0
LAB*LABa	95.41	0.0	0.0
LAB*TCHa	99.99	0.01	-

relative CIELAB lab*

lab*lab	1.0	0.0	0.0
lab*tch	1.0	0.0	-
lab*nch	0.0	0.0	-

relative Natural Colour (NC)

lab*lrj	1.0	0.0	0.0
lab*tce	1.0	0.0	-
lab*nce	0.0	0.0	-

relative Inform. Technology (IT)

olvi3*	0.5	1.0	1.0	(1.0)
cmyn3*	0.5	0.0	0.0	(0.0)
olvi4*	0.5	1.0	1.0	1.0
cmyn4*	0.5	0.0	0.0	0.0

standard and adapted CIELAB

LAB*LAB	90.31	-27.94	-7.88
LAB*LABa	90.31	-27.94	-7.88
LAB*TCHa	75.0	29.04	195.77

relative CIELAB lab*

lab*lab	0.947	-0.48	-0.135
lab*tch	0.75	0.5	0.544
lab*nch	0.0	0.5	0.544

relative Natural Colour (NC)

lab*lrj	0.947	-0.439	-0.237
lab*tce	0.75	0.5	0.579
lab*nce	0.0	0.5	g31b

relative Inform. Technology (IT)

olvi3*	0.5	0.5	0.5	(1.0)
cmyn3*	0.5	0.5	0.5	(0.0)
olvi4*	1.0	1.0	1.0	0.5
cmyn4*	0.0	0.0	0.0	0.5

standard and adapted CIELAB

LAB*LAB	47.72	0.0	0.0
LAB*LABa	47.72	0.0	0.0
LAB*TCHa	50.0	0.01	-

relative CIELAB lab*

lab*lab	0.5	0.0	0.0
lab*tch	0.5	0.0	-
lab*nch	0.5	0.0	-

relative Natural Colour (NC)

lab*lrj	0.5	0.0	0.0
lab*tce	0.5	0.0	-
lab*nce	0.5	0.0	-

relative Inform. Technology (IT)

olvi3*	0.0	0.5	0.5	(1.0)
cmyn3*	1.0	0.5	0.5	(0.0)
olvi4*	0.5	1.0	1.0	0.5
cmyn4*	0.5	0.0	0.0	0.5

standard and adapted CIELAB

LAB*LAB	42.62	-27.94	-7.88
LAB*LABa	42.62	-27.94	-7.88
LAB*TCHa	25.01	29.04	195.77

relative CIELAB lab*

lab*lab	0.447	-0.48	-0.135
lab*tch	0.25	0.5	0.544
lab*nch	0.5	0.5	0.544

relative Natural Colour (NC)

lab*lrj	0.447	-0.439	-0.237
lab*tce	0.25	0.5	0.579
lab*nce	0.5	0.5	g31b

relative Inform. Technology (IT)

olvi3*	0.0	1.0	1.0	(1.0)
cmyn3*	1.0	0.0	0.0	(0.0)
olvi4*	0.0	1.0	1.0	1.0
cmyn4*	1.0	0.0	0.0	0.0

standard and adapted CIELAB


LAB*LAB	85.21	-55.89	-15.78
LAB*LABa	85.21	-55.89	-15.78
LAB*TCHa	50.0	58.09	195.77

relative CIELAB lab*

lab*lab	0.893	-0.961	-0.271
lab*tch	0.5	1.0	0.544
lab*nch	0.0	1.0	0.544

relative Natural Colour (NC)

lab*lrj	0.893	-0.878	-0.475
lab*tce	0.5	1.0	0.579
lab*nce	0.0	1.0	g31b



relative Inform. Technology (IT)

olvi3*	0.0	0.0	0.0	(1.0)
cmyn3*	1.0	1.0	1.0	(0.0)
olvi4*	1.0	1.0	1.0	0.0
cmyn4*	0.0	0.0	0.0	1.0

standard and adapted CIELAB

LAB*LAB	0.03	0.0	0.0
LAB*LABa	0.03	0.0	0.0
LAB*TCHa	0.01	0.01	-

relative CIELAB lab*

lab*lab	0.0	0.0	0.0
lab*tch	0.0	0.0	-
lab*nch	1.0	0.0	-

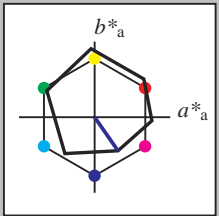
relative Natural Colour (NC)

lab*lrj	0.0	0.0	0.0
lab*tce	0.0	0.0	-
lab*nce	1.0	0.0	-

Eingabe: Farbmétrisches Offset-Reflektiv-System ORS18

für Buntton $h^* = lab^*h = 305/360 = 0.847$
 lab^*tch und lab^*nch


D50: Buntton V
 LCH*Ma: 26 54 305
 olv*Ma: 0.0 0.0 1.0
 Dreiecks-Helligkeit t^*



ORS18; adaptierte CIELAB-Daten

	$L^*=L^*_a$	a^*_a	b^*_a	$C^*_{ab,a}$	$h^*_{ab,a}$
OMa	47.94	65.05	50.54	82.38	38
YMa	91.0	-4.72	90.58	90.7	93
LMa	50.9	-63.18	34.98	72.22	151
CMa	56.99	-39.34	-48.1	62.16	231
VMa	25.72	30.89	-44.4	54.09	305
MMa	49.99	75.76	-4.64	75.9	356
NMa	18.09	0.0	0.0	0.0	0
WMa	95.46	0.0	0.0	0.0	0
RCIE	41.88	61.66	30.69	68.88	26
JCIE	81.97	2.02	67.79	67.82	88
GCIE	51.62	-41.32	9.74	42.46	167
BCIE	29.2	-5.79	-49.61	49.96	263

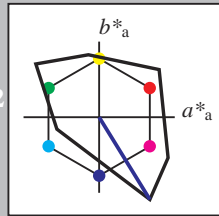
%Umfang
 $u^*_{rel} = 94$
 %Regularität
 $g^*_{H,rel} = 65$
 $g^*_{C,rel} = 60$



Ausgabe: Farbmétrisches Fernseh-Licht-System TLS00

für Buntton $h^* = lab^*h = 302/360 = 0.838$
 lab^*tch und lab^*nch

D50: Buntton V
 LCH*Ma: 26 128 302
 olv*Ma: 0.0 0.0 1.0
 Dreiecks-Helligkeit t^*



TLS00; adaptierte CIELAB-Daten

	$L^*=L^*_a$	a^*_a	b^*_a	$C^*_{ab,a}$	$h^*_{ab,a}$
OMa	54.19	79.36	63.0	101.33	38
YMa	93.44	-14.18	82.59	83.8	100
LMa	82.82	-83.73	70.41	109.41	140
CMa	85.22	-55.9	-15.78	58.1	196
VMa	25.61	67.05	-108.87	127.87	302
MMa	58.76	91.18	-53.69	105.82	330
NMa	0.01	0.0	0.0	0.0	0
WMa	95.41	0.0	0.0	0.0	0
RCIE	41.88	62.0	31.82	69.69	27
JCIE	81.97	1.81	71.59	71.61	89
GCIE	51.62	-41.11	11.52	42.7	164
BCIE	29.2	-5.27	-49.33	49.62	264

%Umfang
 $u^*_{rel} = 156$
 %Regularität
 $g^*_{H,rel} = 26$
 $g^*_{C,rel} = 45$

relative Inform. Technology (IT)
 $olvi3^* 1.0 1.0 1.0 (1.0)$
 $cmyn3^* 0.0 0.0 0.0 (0.0)$
 $olvi4^* 1.0 1.0 1.0 1.0$
 $cmyn4^* 0.0 0.0 0.0 0.0$

standard and adapted CIELAB
 $LAB^*LAB 95.41 0.0 0.0$
 $LAB^*LABa 95.41 0.0 0.0$
 $LAB^*TCHa 99.99 0.01 -$

relative CIELAB lab*
 $lab^*lab 1.0 0.0 0.0$
 $lab^*tch 1.0 0.0 -$
 $lab^*nch 0.0 0.0 -$

relative Natural Colour (NC)
 $lab^*lrj 1.0 0.0 0.0$
 $lab^*tce 1.0 0.0 -$
 $lab^*nce 0.0 0.0 -$

relative Inform. Technology (IT)
 $olvi3^* 0.5 0.5 0.5 (1.0)$
 $cmyn3^* 0.5 0.5 0.5 (0.0)$
 $olvi4^* 1.0 1.0 1.0 0.5$
 $cmyn4^* 0.0 0.0 0.0 0.5$

standard and adapted CIELAB
 $LAB^*LAB 47.72 0.0 0.0$
 $LAB^*LABa 47.72 0.0 0.0$
 $LAB^*TCHa 50.0 0.01 -$

relative CIELAB lab*
 $lab^*lab 0.5 0.0 0.0$
 $lab^*tch 0.5 0.0 -$
 $lab^*nch 0.5 0.0 -$

relative Natural Colour (NC)
 $lab^*lrj 0.5 0.0 0.0$
 $lab^*tce 0.5 0.0 -$
 $lab^*nce 0.5 0.0 -$

relative Inform. Technology (IT)
 $olvi3^* 0.0 0.0 0.0 (1.0)$
 $cmyn3^* 1.0 1.0 1.0 (0.0)$
 $olvi4^* 1.0 1.0 1.0 0.0$
 $cmyn4^* 0.0 0.0 0.0 1.0$

standard and adapted CIELAB
 $LAB^*LAB 0.03 0.0 0.0$
 $LAB^*LABa 0.03 0.0 0.0$
 $LAB^*TCHa 0.01 0.01 -$

relative CIELAB lab*
 $lab^*lab 0.0 0.0 0.0$
 $lab^*tch 0.0 0.0 -$
 $lab^*nch 1.0 0.0 -$

relative Natural Colour (NC)
 $lab^*lrj 0.0 0.0 0.0$
 $lab^*tce 0.0 0.0 -$
 $lab^*nce 1.0 0.0 -$

relative Inform. Technology (IT)
 $olvi3^* 0.5 0.5 1.0 (1.0)$
 $cmyn3^* 0.5 0.5 0.0 (0.0)$
 $olvi4^* 0.5 0.5 1.0 1.0$
 $cmyn4^* 0.5 0.5 0.0 0.0$

standard and adapted CIELAB
 $LAB^*LAB 60.51 33.52 -54.42$
 $LAB^*LABa 60.51 33.52 -54.42$
 $LAB^*TCHa 75.0 63.92 301.63$

relative CIELAB lab*
 $lab^*lab 0.634 0.262 -0.425$
 $lab^*tch 0.75 0.5 0.838$
 $lab^*nch 0.0 0.5 0.838$

relative Natural Colour (NC)
 $lab^*lrj 0.634 0.231 -0.442$
 $lab^*tce 0.75 0.5 0.827$
 $lab^*nce 0.0 0.5 b30r$

relative Inform. Technology (IT)
 $olvi3^* 0.0 0.0 0.5 (1.0)$
 $cmyn3^* 1.0 1.0 0.5 (0.0)$
 $olvi4^* 0.5 0.5 1.0 0.5$
 $cmyn4^* 0.5 0.5 0.0 0.5$

standard and adapted CIELAB
 $LAB^*LAB 12.82 33.52 -54.42$
 $LAB^*LABa 12.82 33.52 -54.42$
 $LAB^*TCHa 25.01 63.92 301.63$

relative CIELAB lab*
 $lab^*lab 0.134 0.262 -0.425$
 $lab^*tch 0.25 0.5 0.838$
 $lab^*nch 0.5 0.5 0.838$

relative Natural Colour (NC)
 $lab^*lrj 0.134 0.231 -0.442$
 $lab^*tce 0.25 0.5 0.827$
 $lab^*nce 0.5 0.5 b30r$

relative Inform. Technology (IT)
 $olvi3^* 0.0 0.0 0.0 (1.0)$
 $cmyn3^* 1.0 1.0 1.0 (0.0)$
 $olvi4^* 1.0 1.0 1.0 0.0$
 $cmyn4^* 0.0 0.0 0.0 1.0$

standard and adapted CIELAB
 $LAB^*LAB 0.03 0.0 0.0$
 $LAB^*LABa 0.03 0.0 0.0$
 $LAB^*TCHa 0.01 0.01 -$

relative CIELAB lab*
 $lab^*lab 0.0 0.0 0.0$
 $lab^*tch 0.0 0.0 -$
 $lab^*nch 1.0 0.0 -$

relative Natural Colour (NC)
 $lab^*lrj 0.0 0.0 0.0$
 $lab^*tce 0.0 0.0 -$
 $lab^*nce 1.0 0.0 -$

relative Inform. Technology (IT)
 $olvi3^* 0.0 0.0 1.0 (1.0)$
 $cmyn3^* 1.0 1.0 0.0 (0.0)$
 $olvi4^* 0.0 0.0 1.0 1.0$
 $cmyn4^* 1.0 1.0 0.0 0.0$

standard and adapted CIELAB
 $LAB^*LAB 25.61 67.04 -108.85$
 $LAB^*LABa 25.61 67.04 -108.85$
 $LAB^*TCHa 50.0 127.84 301.63$

relative CIELAB lab*
 $lab^*lab 0.268 0.524 -0.85$
 $lab^*tch 0.5 1.0 0.838$
 $lab^*nch 0.0 1.0 0.838$

relative Natural Colour (NC)
 $lab^*lrj 0.268 0.462 -0.885$
 $lab^*tce 0.5 1.0 0.827$
 $lab^*nce 0.0 1.0 b30r$

relative Inform. Technology (IT)
 $olvi3^* 0.0 0.0 0.0 (1.0)$
 $cmyn3^* 1.0 1.0 1.0 (0.0)$
 $olvi4^* 1.0 1.0 1.0 0.0$
 $cmyn4^* 0.0 0.0 0.0 1.0$

standard and adapted CIELAB
 $LAB^*LAB 0.03 0.0 0.0$
 $LAB^*LABa 0.03 0.0 0.0$
 $LAB^*TCHa 0.01 0.01 -$

relative CIELAB lab*
 $lab^*lab 0.0 0.0 0.0$
 $lab^*tch 0.0 0.0 -$
 $lab^*nch 1.0 0.0 -$

relative Natural Colour (NC)
 $lab^*lrj 0.0 0.0 0.0$
 $lab^*tce 0.0 0.0 -$
 $lab^*nce 1.0 0.0 -$

Siehe ähnliche Dateien: <http://www.ps.bam.de/QG00/>
 Technische Information: <http://www.ps.bam.de> Version 2.1, io=0.0, CIELAB

BAM-Registrierung: 20060101-QG00/10Q/Q00G04FP.PS/.PDF BAM-Material: Code=rh4ta
 Anwendung für Beurteilung und Messung von Drucker- oder Monitorssystemen
 /QG00/ Form: 5/10, Serie: 1/1, Seite: 5
 Seitenlung 5

QG00-7, 3 stufige Reihen für konstanten CIELAB Buntton 305/360 = 0.847 (links)

3 stufige Reihen für konstanten CIELAB Buntton 302/360 = 0.838 (rechts)

BAM-Prüfvorlage QG00; Farbmétrik-Systeme ORS18 & TLS00 input: $cmY0^* setcmykcolor$

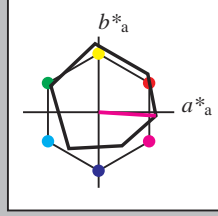
D50: 3stufige Farbreihen und Koordinatendaten für 10 Bunttöne output: $cmY0^*/000n^* setcmykcolor$

Eingabe: Farbmétrisches Offset-Reflektiv-System ORS18

für Buntton $h^* = lab^*h = 356/360 = 0.99$
 lab^*tch und lab^*nch

D50: Buntton M
 LCH*Ma: 50 76 356
 olv*Ma: 1.0 0.0 1.0

Dreiecks-Helligkeit t^*



ORS18; adaptierte CIELAB-Daten

	$L^*=L^*_a$	a^*_a	b^*_a	$C^*_{ab,a}$	$h^*_{ab,a}$
OMa	47.94	65.05	50.54	82.38	38
YMa	91.0	-4.72	90.58	90.7	93
LMa	50.9	-63.18	34.98	72.22	151
CMa	56.99	-39.34	-48.1	62.16	231
VMa	25.72	30.89	-44.4	54.09	305
MMa	49.99	75.76	-4.64	75.9	356
NMa	18.09	0.0	0.0	0.0	0
WMa	95.46	0.0	0.0	0.0	0
RCIE	41.88	61.66	30.69	68.88	26
JCIE	81.97	2.02	67.79	67.82	88
GCIE	51.62	-41.32	9.74	42.46	167
BCIE	29.2	-5.79	-49.61	49.96	263

%Umfang
 $u^*_{rel} = 94$
 %Regularität
 $g^*_{H,rel} = 65$
 $g^*_{C,rel} = 60$

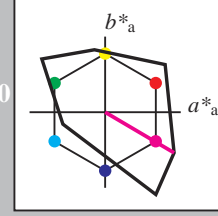


Ausgabe: Farbmétrisches Fernseh-Licht-System TLS00

für Buntton $h^* = lab^*h = 330/360 = 0.915$
 lab^*tch und lab^*nch

D50: Buntton M
 LCH*Ma: 59 106 330
 olv*Ma: 1.0 0.0 1.0

Dreiecks-Helligkeit t^*



TLS00; adaptierte CIELAB-Daten

	$L^*=L^*_a$	a^*_a	b^*_a	$C^*_{ab,a}$	$h^*_{ab,a}$
OMa	54.19	79.36	63.0	101.33	38
YMa	93.44	-14.18	82.59	83.8	100
LMa	82.82	-83.73	70.41	109.41	140
CMa	85.22	-55.9	-15.78	58.1	196
VMa	25.61	67.05	-108.87	127.87	302
MMa	58.76	91.18	-53.69	105.82	330
NMa	0.01	0.0	0.0	0.0	0
WMa	95.41	0.0	0.0	0.0	0
RCIE	41.88	62.0	31.82	69.69	27
JCIE	81.97	1.81	71.59	71.61	89
GCIE	51.62	-41.11	11.52	42.7	164
BCIE	29.2	-5.27	-49.33	49.62	264

%Umfang
 $u^*_{rel} = 156$
 %Regularität
 $g^*_{H,rel} = 26$
 $g^*_{C,rel} = 45$

relative Inform. Technology (IT)

olvi3*	1.0	1.0	1.0	(1.0)
cmyn3*	0.0	0.0	0.0	(0.0)
olvi4*	1.0	1.0	1.0	1.0
cmyn4*	0.0	0.0	0.0	0.0

standard and adapted CIELAB

LAB*LAB	95.41	0.0	0.0
LAB*LABa	95.41	0.0	0.0
LAB*TCHa	99.99	0.01	-

relative CIELAB lab*

lab*lab	1.0	0.0	0.0
lab*tch	1.0	0.0	-
lab*nch	0.0	0.0	-

relative Natural Colour (NC)

lab*lrj	1.0	0.0	0.0
lab*tce	1.0	0.0	-
lab*nce	0.0	0.0	-

relative Inform. Technology (IT)

olvi3*	1.0	0.5	1.0	(1.0)
cmyn3*	0.0	0.5	0.0	(0.0)
olvi4*	1.0	0.5	1.0	1.0
cmyn4*	0.0	0.5	0.0	0.0

standard and adapted CIELAB

LAB*LAB	77.08	45.58	-26.83
LAB*LABa	77.08	45.58	-26.83
LAB*TCHa	75.0	52.9	329.5

relative CIELAB lab*

lab*lab	0.808	0.431	-0.253
lab*tch	0.75	0.5	0.915
lab*nch	0.0	0.5	0.915

relative Natural Colour (NC)

lab*lrj	0.808	0.371	-0.334
lab*tce	0.75	0.5	0.883
lab*nce	0.0	0.5	b53r

relative Inform. Technology (IT)

olvi3*	0.5	0.5	0.5	(1.0)
cmyn3*	0.5	0.5	0.5	(0.0)
olvi4*	1.0	1.0	1.0	0.5
cmyn4*	0.0	0.0	0.0	0.5

standard and adapted CIELAB

LAB*LAB	47.72	0.0	0.0
LAB*LABa	47.72	0.0	0.0
LAB*TCHa	50.0	0.01	-

relative CIELAB lab*

lab*lab	0.5	0.0	0.0
lab*tch	0.5	0.0	-
lab*nch	0.5	0.0	-

relative Natural Colour (NC)

lab*lrj	0.5	0.0	0.0
lab*tce	0.5	0.0	-
lab*nce	0.5	0.0	-

relative Inform. Technology (IT)

olvi3*	0.5	0.0	0.5	(1.0)
cmyn3*	0.5	1.0	0.5	(0.0)
olvi4*	1.0	0.5	1.0	0.5
cmyn4*	0.0	0.5	0.0	0.5

standard and adapted CIELAB

LAB*LAB	29.39	45.58	-26.83
LAB*LABa	29.39	45.58	-26.83
LAB*TCHa	25.01	52.9	329.5

relative CIELAB lab*

lab*lab	0.308	0.431	-0.253
lab*tch	0.25	0.5	0.915
lab*nch	0.5	0.5	0.915

relative Natural Colour (NC)

lab*lrj	0.308	0.371	-0.334
lab*tce	0.25	0.5	0.883
lab*nce	0.5	0.5	b53r

relative Inform. Technology (IT)

olvi3*	0.0	0.0	0.0	(1.0)
cmyn3*	1.0	1.0	1.0	(0.0)
olvi4*	1.0	1.0	1.0	1.0
cmyn4*	0.0	0.0	0.0	1.0

standard and adapted CIELAB

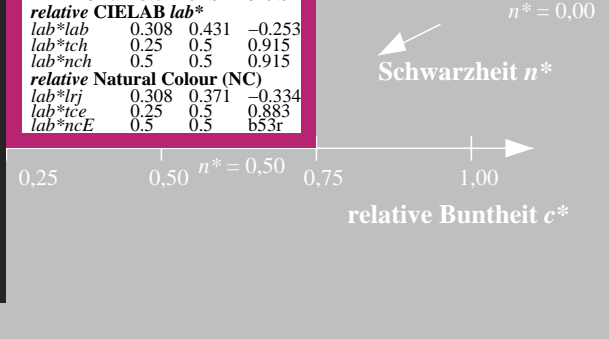
LAB*LAB	0.03	0.0	0.0
LAB*LABa	0.03	0.0	0.0
LAB*TCHa	0.01	0.01	-

relative CIELAB lab*

lab*lab	0.0	0.0	0.0
lab*tch	0.0	0.0	-
lab*nch	1.0	0.0	-

relative Natural Colour (NC)

lab*lrj	0.0	0.0	0.0
lab*tce	0.0	0.0	-
lab*nce	1.0	0.0	-



QG000-7, 3 stufige Reihen für konstanten CIELAB Buntton 356/360 = 0.99 (links)

3 stufige Reihen für konstanten CIELAB Buntton 330/360 = 0.915 (rechts)

BAM-Prüfvorlage QG00; Farbmétrik-Systeme ORS18 & TLS00 input: $cmY0^* setcmykcolor$

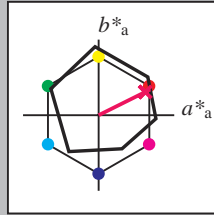
D50: 3stufige Farbreihen und Koordinatendaten für 10 Bunttöne output: $cmY0^*/000n^* setcmykcolor$

Eingabe: Farbmatisches Offset-Reflektiv-System ORS18

für Buntton $h^* = lab^*h = 26/360 = 0.074$
 lab^*tch und lab^*nch

D50: Buntton R
 LCH*Ma: 49 76 26
 olv*Ma: 1.0 0.0 0.3

Dreiecks-Helligkeit t^*



ORS18; adaptierte CIELAB-Daten

	$L^*=L^*_a$	a^*_a	b^*_a	$C^*_{ab,a}$	$h^*_{ab,a}$
OMa	47.94	65.05	50.54	82.38	38
YMa	91.0	-4.72	90.58	90.7	93
LMa	50.9	-63.18	34.98	72.22	151
CMa	56.99	-39.34	-48.1	62.16	231
VMa	25.72	30.89	-44.4	54.09	305
MMa	49.99	75.76	-4.64	75.9	356
NMa	18.09	0.0	0.0	0.0	0
WMa	95.46	0.0	0.0	0.0	0
RCIE	41.88	61.66	30.69	68.88	26
JCIE	81.97	2.02	67.79	67.82	88
GCIE	51.62	-41.32	9.74	42.46	167
BCIE	29.2	-5.79	-49.61	49.96	263

%Umfang
 $u^*_{rel} = 94$
 %Regularität
 $g^*_{H,rel} = 65$
 $g^*_{C,rel} = 60$

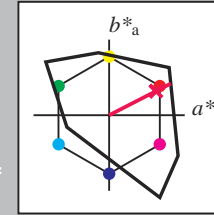


Ausgabe: Farbmatisches Fernseh-Licht-System TLS00

für Buntton $h^* = lab^*h = 27/360 = 0.075$
 lab^*tch und lab^*nch

D50: Buntton R
 LCH*Ma: 55 92 27
 olv*Ma: 1.0 0.0 0.18

Dreiecks-Helligkeit t^*



TLS00; adaptierte CIELAB-Daten

	$L^*=L^*_a$	a^*_a	b^*_a	$C^*_{ab,a}$	$h^*_{ab,a}$
OMa	54.19	79.36	63.0	101.33	38
YMa	93.44	-14.18	82.59	83.8	100
LMa	82.82	-83.73	70.41	109.41	140
CMa	85.22	-55.9	-15.78	58.1	196
VMa	25.61	67.05	-108.87	127.87	302
MMa	58.76	91.18	-53.69	105.82	330
NMa	0.01	0.0	0.0	0.0	0
WMa	95.41	0.0	0.0	0.0	0
RCIE	41.88	62.0	31.82	69.69	27
JCIE	81.97	1.81	71.59	71.61	89
GCIE	51.62	-41.11	11.52	42.7	164
BCIE	29.2	-5.27	-49.33	49.62	264

%Umfang
 $u^*_{rel} = 156$
 %Regularität
 $g^*_{H,rel} = 26$
 $g^*_{C,rel} = 45$

relative Inform. Technology (IT)

olvi3*	1.0	1.0	1.0	(1.0)
cmyn3*	0.0	0.0	0.0	(0.0)
olvi4*	1.0	1.0	1.0	1.0
cmyn4*	0.0	0.0	0.0	0.0

standard and adapted CIELAB

LAB*LAB	95.41	0.0	0.0
LAB*LABa	95.41	0.0	0.0
LAB*TCHa	99.99	0.01	-

relative CIELAB lab*

lab*lab	1.0	0.0	0.0
lab*tch	1.0	0.0	-
lab*nch	0.0	0.0	-

relative Natural Colour (NC)

lab*lrj	1.0	0.0	0.0
lab*tce	1.0	0.0	-
lab*nce	0.0	0.0	-

relative Inform. Technology (IT)

olvi3*	1.0	0.5	0.591	(1.0)
cmyn3*	0.0	0.5	0.409	(0.0)
olvi4*	1.0	0.5	0.591	1.0
cmyn4*	0.0	0.5	0.409	0.0

standard and adapted CIELAB

LAB*LAB	75.21	40.74	20.91
LAB*LABa	75.21	40.74	20.91
LAB*TCHa	75.0	45.8	27.17

relative CIELAB lab*

lab*lab	0.788	0.445	0.228
lab*tch	0.75	0.5	0.075
lab*nch	0.0	0.5	0.075

relative Natural Colour (NC)

lab*lrj	0.788	0.5	0.0
lab*tce	0.75	0.5	1.0
lab*nce	0.0	0.5	0.99r

relative Inform. Technology (IT)

olvi3*	0.5	0.5	0.5	(1.0)
cmyn3*	0.5	0.5	0.5	(0.0)
olvi4*	1.0	1.0	1.0	0.5
cmyn4*	0.0	0.0	0.0	0.5

standard and adapted CIELAB

LAB*LAB	47.72	0.0	0.0
LAB*LABa	47.72	0.0	0.0
LAB*TCHa	50.0	0.01	-

relative CIELAB lab*

lab*lab	0.5	0.0	0.0
lab*tch	0.5	0.0	-
lab*nch	0.5	0.0	-

relative Natural Colour (NC)

lab*lrj	0.5	0.0	0.0
lab*tce	0.5	0.0	-
lab*nce	0.5	0.0	-

relative Inform. Technology (IT)

olvi3*	0.5	0.0	0.091	(1.0)
cmyn3*	0.5	1.0	0.909	(0.0)
olvi4*	1.0	0.5	0.591	0.5
cmyn4*	0.0	0.5	0.409	0.5

standard and adapted CIELAB

LAB*LAB	27.52	40.74	20.92
LAB*LABa	27.52	40.74	20.92
LAB*TCHa	25.01	45.8	27.18

relative CIELAB lab*

lab*lab	0.288	0.445	0.228
lab*tch	0.25	0.5	0.075
lab*nch	0.5	0.5	0.075

relative Natural Colour (NC)

lab*lrj	0.288	0.5	0.0
lab*tce	0.25	0.5	0.0
lab*nce	0.5	0.5	r00j

relative Inform. Technology (IT)

olvi3*	1.0	0.0	0.181	(1.0)
cmyn3*	0.0	1.0	0.819	(0.0)
olvi4*	1.0	0.0	0.182	1.0
cmyn4*	0.0	1.0	0.818	0.0

standard and adapted CIELAB

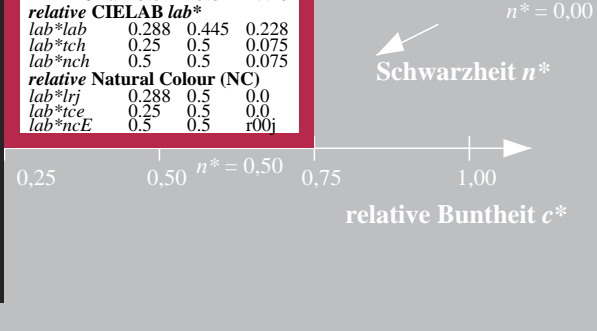
LAB*LAB	55.02	81.49	41.83
LAB*LABa	55.02	81.49	41.83
LAB*TCHa	50.0	91.6	27.17

relative CIELAB lab*

lab*lab	0.577	0.889	0.457
lab*tch	0.5	1.0	0.075
lab*nch	0.0	1.0	0.075

relative Natural Colour (NC)

lab*lrj	0.577	1.0	0.0
lab*tce	0.5	1.0	0.0
lab*nce	0.0	1.0	r00j



QG000-7, 3 stufige Reihen für konstanten CIELAB Buntton 26/360 = 0.074 (links)

3 stufige Reihen für konstanten CIELAB Buntton 27/360 = 0.075 (rechts)

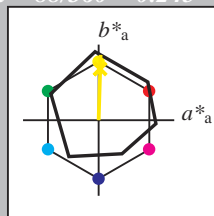
BAM-Prüfvorlage QG00; Farbmatrik-Systeme ORS18 & TLS00 input: $cmY0^* setcmykcolor$
 D50: 3stufige Farbreihen und Koordinatendaten für 10 Bunttöne output: $cmY0^*/000n^* setcmykcolor$

Eingabe: Farbmétrisches Offset-Reflektiv-System ORS18

für Buntton $h^* = lab^*h = 88/360 = 0.245$
 lab^*tch und lab^*nch

D50: Buntton J
 LCH*Ma: 86 86 88
 olv*Ma: 1.0 0.9 0.0

Dreiecks-Helligkeit t^*



%Umfang
 $u^*_{rel} = 94$
 %Regularität
 $g^*_{H,rel} = 65$
 $g^*_{C,rel} = 60$

ORS18; adaptierte CIELAB-Daten

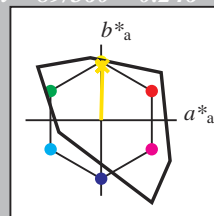
	$L^*=L^*_a$	a^*_a	b^*_a	$C^*_{ab,a}$	$h^*_{ab,a}$
OMa	47.94	65.05	50.54	82.38	38
YMa	91.0	-4.72	90.58	90.7	93
LMa	50.9	-63.18	34.98	72.22	151
CMa	56.99	-39.34	-48.1	62.16	231
VMa	25.72	30.89	-44.4	54.09	305
MMa	49.99	75.76	-4.64	75.9	356
NMa	18.09	0.0	0.0	0.0	0
WMa	95.46	0.0	0.0	0.0	0
RCIE	41.88	61.66	30.69	68.88	26
JCIE	81.97	2.02	67.79	67.82	88
GCIE	51.62	-41.32	9.74	42.46	167
BCIE	29.2	-5.79	-49.61	49.96	263

Ausgabe: Farbmétrisches Fernseh-Licht-System TLS00

für Buntton $h^* = lab^*h = 89/360 = 0.246$
 lab^*tch und lab^*nch

D50: Buntton J
 LCH*Ma: 87 79 89
 olv*Ma: 1.0 0.83 0.0

Dreiecks-Helligkeit t^*



%Umfang
 $u^*_{rel} = 156$
 %Regularität
 $g^*_{H,rel} = 26$
 $g^*_{C,rel} = 45$

TLS00; adaptierte CIELAB-Daten

	$L^*=L^*_a$	a^*_a	b^*_a	$C^*_{ab,a}$	$h^*_{ab,a}$
OMa	54.19	79.36	63.0	101.33	38
YMa	93.44	-14.18	82.59	83.8	100
LMa	82.82	-83.73	70.41	109.41	140
CMa	85.22	-55.9	-15.78	58.1	196
VMa	25.61	67.05	-108.87	127.87	302
MMa	58.76	91.18	-53.69	105.82	330
NMa	0.01	0.0	0.0	0.0	0
WMa	95.41	0.0	0.0	0.0	0
RCIE	41.88	62.0	31.82	69.69	27
JCIE	81.97	1.81	71.59	71.61	89
GCIE	51.62	-41.11	11.52	42.7	164
BCIE	29.2	-5.27	-49.33	49.62	264

relative Inform. Technology (IT)

olvi3*	1.0	1.0	1.0	(1.0)
cmyn3*	0.0	0.0	0.0	(0.0)
olvi4*	1.0	1.0	1.0	1.0
cmyn4*	0.0	0.0	0.0	0.0

standard and adapted CIELAB

LAB*LAB	95.41	0.0	0.0
LAB*LABa	95.41	0.0	0.0
LAB*TCHa	99.99	0.01	-

relative CIELAB lab*

lab*lab	1.0	0.0	0.0
lab*tch	1.0	0.0	-
lab*nch	0.0	0.0	-

relative Natural Colour (NC)

lab*lrj	1.0	0.0	0.0
lab*tce	1.0	0.0	-
lab*nce	0.0	0.0	-

relative Inform. Technology (IT)

olvi3*	1.0	0.913	0.5	(1.0)
cmyn3*	0.0	0.087	0.5	(0.0)
olvi4*	1.0	0.914	0.5	1.0
cmyn4*	0.0	0.086	0.5	0.0

standard and adapted CIELAB

LAB*LAB	91.02	0.99	39.59
LAB*LABa	91.02	0.99	39.59
LAB*TCHa	75.0	39.61	88.56

relative CIELAB lab*

lab*lab	0.954	0.013	0.5
lab*tch	0.75	0.5	0.246
lab*nch	0.0	0.5	0.246

relative Natural Colour (NC)

lab*lrj	0.954	0.0	0.5
lab*tce	0.75	0.5	0.25
lab*nce	0.0	0.5	j00g

relative Inform. Technology (IT)

olvi3*	0.5	0.5	0.5	(1.0)
cmyn3*	0.5	0.5	0.5	(0.0)
olvi4*	1.0	1.0	1.0	0.5
cmyn4*	0.0	0.0	0.0	0.5

standard and adapted CIELAB

LAB*LAB	47.72	0.0	0.0
LAB*LABa	47.72	0.0	0.0
LAB*TCHa	50.0	0.01	-

relative CIELAB lab*

lab*lab	0.5	0.0	0.0
lab*tch	0.5	0.0	-
lab*nch	0.5	0.0	-

relative Natural Colour (NC)

lab*lrj	0.5	0.0	0.0
lab*tce	0.5	0.0	-
lab*nce	0.5	0.0	-

relative Inform. Technology (IT)

olvi3*	0.5	0.413	0.0	(1.0)
cmyn3*	0.5	0.587	1.0	(0.0)
olvi4*	1.0	0.913	0.5	0.5
cmyn4*	0.0	0.087	0.5	0.5

standard and adapted CIELAB

LAB*LAB	43.33	1.0	39.59
LAB*LABa	43.33	1.0	39.59
LAB*TCHa	25.01	39.6	88.55

relative CIELAB lab*

lab*lab	0.454	0.013	0.5
lab*tch	0.25	0.5	0.246
lab*nch	0.5	0.5	0.246

relative Natural Colour (NC)

lab*lrj	0.454	0.0	0.5
lab*tce	0.25	0.5	0.25
lab*nce	0.5	0.5	j99j

relative Inform. Technology (IT)

olvi3*	1.0	0.827	0.0	(1.0)
cmyn3*	0.0	0.173	1.0	(0.0)
olvi4*	1.0	0.827	0.0	1.0
cmyn4*	0.0	0.173	1.0	0.0

standard and adapted CIELAB

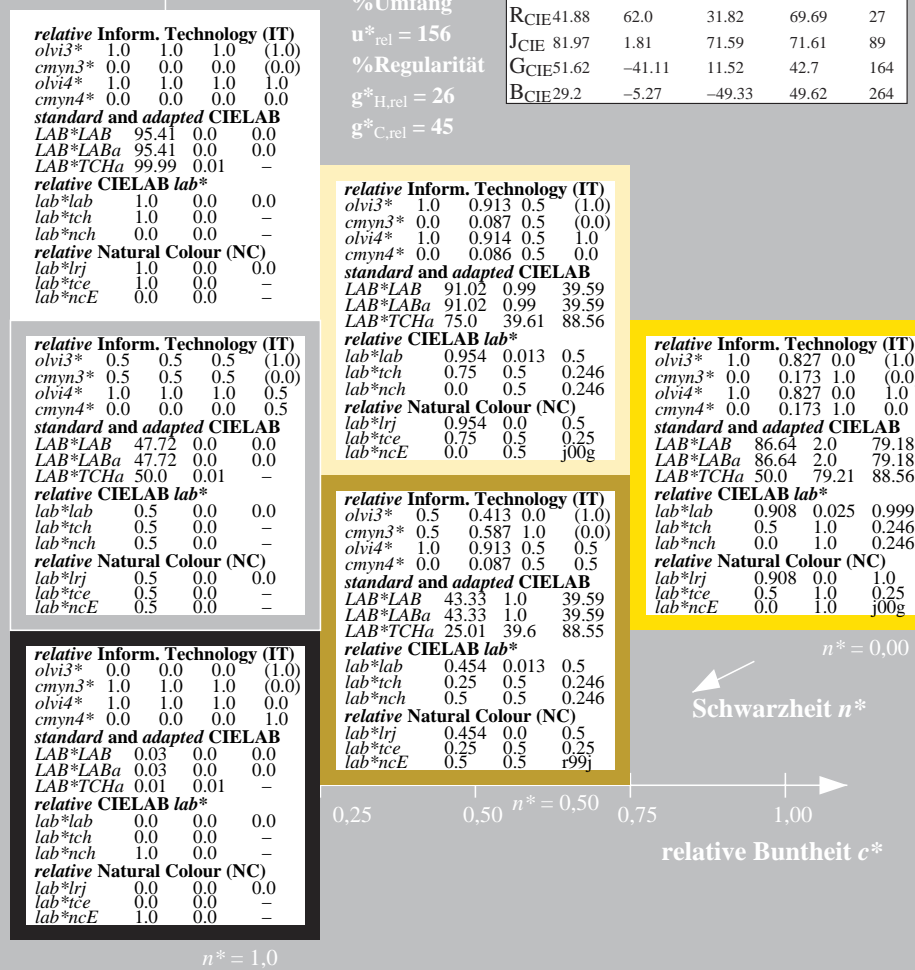

LAB*LAB	86.64	2.0	79.18
LAB*LABa	86.64	2.0	79.18
LAB*TCHa	50.0	79.21	88.56

relative CIELAB lab*

lab*lab	0.908	0.025	0.999
lab*tch	0.5	1.0	0.246
lab*nch	0.0	1.0	0.246

relative Natural Colour (NC)

lab*lrj	0.908	0.0	1.0
lab*tce	0.5	1.0	0.25
lab*nce	0.0	1.0	j00g



QG000-7, 3 stufige Reihen für konstanten CIELAB Buntton 88/360 = 0.245 (links)

3 stufige Reihen für konstanten CIELAB Buntton 89/360 = 0.246 (rechts)

BAM-Prüfvorlage QG00; Farbmétrik-Systeme ORS18 & TLS00 input: $cmY0^* setcmykcolor$

D50: 3stufige Farbreihen und Koordinatendaten für 10 Bunttöne output: $cmY0^* / 000n^* setcmykcolor$

Siehe ähnliche Dateien: <http://www.ps.bam.de/QG00/>
 Technische Information: <http://www.ps.bam.de> Version 2.1, io=0.0, CIELAB

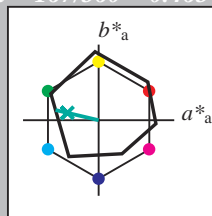
BAM-Registrierung: 20060101-QG00/10Q/Q00G07FP.PS/.PDF BAM-Material: Code=rh4ta
 Anwendung für Beurteilung und Messung von Drucker- oder Monitorsystemen
 /QG00/ Form: 8/10, Serie: 1/1, Seite: 8
 Seitenlung 8

Eingabe: Farbmétrisches Offset-Reflektiv-System ORS18

für Buntton $h^* = lab^*h = 167/360 = 0.463$
 lab^*tch und lab^*nch

D50: Buntton G
 LCH*Ma: 52 59 167
 olv*Ma: 0.0 1.0 0.26

Dreiecks-Helligkeit t^*



ORS18; adaptierte CIELAB-Daten

	$L^*=L^*_a$	a^*_a	b^*_a	$C^*_{ab,a}$	$h^*_{ab,a}$
OMa	47.94	65.05	50.54	82.38	38
YMa	91.0	-4.72	90.58	90.7	93
LMa	50.9	-63.18	34.98	72.22	151
CMa	56.99	-39.34	-48.1	62.16	231
VMa	25.72	30.89	-44.4	54.09	305
MMa	49.99	75.76	-4.64	75.9	356
NMa	18.09	0.0	0.0	0.0	0
WMa	95.46	0.0	0.0	0.0	0
RCIE	41.88	61.66	30.69	68.88	26
JCIE	81.97	2.02	67.79	67.82	88
GCIE	51.62	-41.32	9.74	42.46	167
BCIE	29.2	-5.79	-49.61	49.96	263

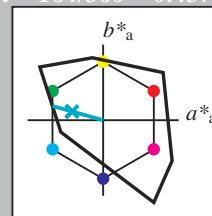
%Umfang
 $u^*_{rel} = 94$
 %Regularität
 $g^*_{H,rel} = 65$
 $g^*_{C,rel} = 60$

Ausgabe: Farbmétrisches Fernseh-Licht-System TLS00

für Buntton $h^* = lab^*h = 164/360 = 0.457$
 lab^*tch und lab^*nch

D50: Buntton G
 LCH*Ma: 84 70 164
 olv*Ma: 0.0 1.0 0.6

Dreiecks-Helligkeit t^*



TLS00; adaptierte CIELAB-Daten

	$L^*=L^*_a$	a^*_a	b^*_a	$C^*_{ab,a}$	$h^*_{ab,a}$
OMa	54.19	79.36	63.0	101.33	38
YMa	93.44	-14.18	82.59	83.8	100
LMa	82.82	-83.73	70.41	109.41	140
CMa	85.22	-55.9	-15.78	58.1	196
VMa	25.61	67.05	-108.87	127.87	302
MMa	58.76	91.18	-53.69	105.82	330
NMa	0.01	0.0	0.0	0.0	0
WMa	95.41	0.0	0.0	0.0	0
RCIE	41.88	62.0	31.82	69.69	27
JCIE	81.97	1.81	71.59	71.61	89
GCIE	51.62	-41.11	11.52	42.7	164
BCIE	29.2	-5.27	-49.33	49.62	264

%Umfang
 $u^*_{rel} = 156$
 %Regularität
 $g^*_{H,rel} = 26$
 $g^*_{C,rel} = 45$

relative Inform. Technology (IT)

olvi3*	1.0	1.0	1.0	(1.0)
cmyn3*	0.0	0.0	0.0	(0.0)
olvi4*	1.0	1.0	1.0	1.0
cmyn4*	0.0	0.0	0.0	0.0

standard and adapted CIELAB

LAB*LAB	95.41	0.0	0.0
LAB*LABa	95.41	0.0	0.0
LAB*TCHa	99.99	0.01	-

relative CIELAB lab*

lab*lab	1.0	0.0	0.0
lab*tch	1.0	0.0	-
lab*nch	0.0	0.0	-

relative Natural Colour (NC)

lab*lrj	1.0	0.0	0.0
lab*tce	1.0	0.0	-
lab*nce	0.0	0.0	-

relative Inform. Technology (IT)

olvi3*	0.5	1.0	0.799	(1.0)
cmyn3*	0.5	0.0	0.201	(0.0)
olvi4*	0.5	1.0	0.8	1.0
cmyn4*	0.5	0.0	0.2	0.0

standard and adapted CIELAB

LAB*LAB	89.83	-33.52	9.39
LAB*LABa	89.83	-33.52	9.39
LAB*TCHa	75.0	34.82	164.36

relative CIELAB lab*

lab*lab	0.941	-0.48	0.135
lab*tch	0.75	0.5	0.457
lab*nch	0.0	0.5	0.457

relative Natural Colour (NC)

lab*lrj	0.941	-0.499	0.0
lab*tce	0.75	0.5	0.5
lab*nce	0.0	0.5	g00b

relative Inform. Technology (IT)

olvi3*	0.5	0.5	0.5	(1.0)
cmyn3*	0.5	0.5	0.5	(0.0)
olvi4*	1.0	1.0	1.0	0.5
cmyn4*	0.0	0.0	0.0	0.5

standard and adapted CIELAB

LAB*LAB	47.72	0.0	0.0
LAB*LABa	47.72	0.0	0.0
LAB*TCHa	50.0	0.01	-

relative CIELAB lab*

lab*lab	0.5	0.0	0.0
lab*tch	0.5	0.0	-
lab*nch	0.5	0.0	-

relative Natural Colour (NC)

lab*lrj	0.5	0.0	0.0
lab*tce	0.5	0.0	-
lab*nce	0.5	0.0	-

relative Inform. Technology (IT)

olvi3*	0.0	0.5	0.299	(1.0)
cmyn3*	1.0	0.5	0.701	(0.0)
olvi4*	0.5	1.0	0.799	0.5
cmyn4*	0.5	0.0	0.201	0.5

standard and adapted CIELAB

LAB*LAB	42.13	-33.52	9.4
LAB*LABa	42.13	-33.52	9.4
LAB*TCHa	25.01	34.82	164.34

relative CIELAB lab*

lab*lab	0.442	-0.48	0.135
lab*tch	0.25	0.5	0.457
lab*nch	0.5	0.5	0.457

relative Natural Colour (NC)

lab*lrj	0.442	-0.499	0.0
lab*tce	0.25	0.5	0.5
lab*nce	0.5	0.5	g99g

relative Inform. Technology (IT)

olvi3*	0.0	1.0	0.599	(1.0)
cmyn3*	1.0	0.0	0.401	(0.0)
olvi4*	0.0	1.0	0.599	1.0
cmyn4*	1.0	0.0	0.401	0.0

standard and adapted CIELAB

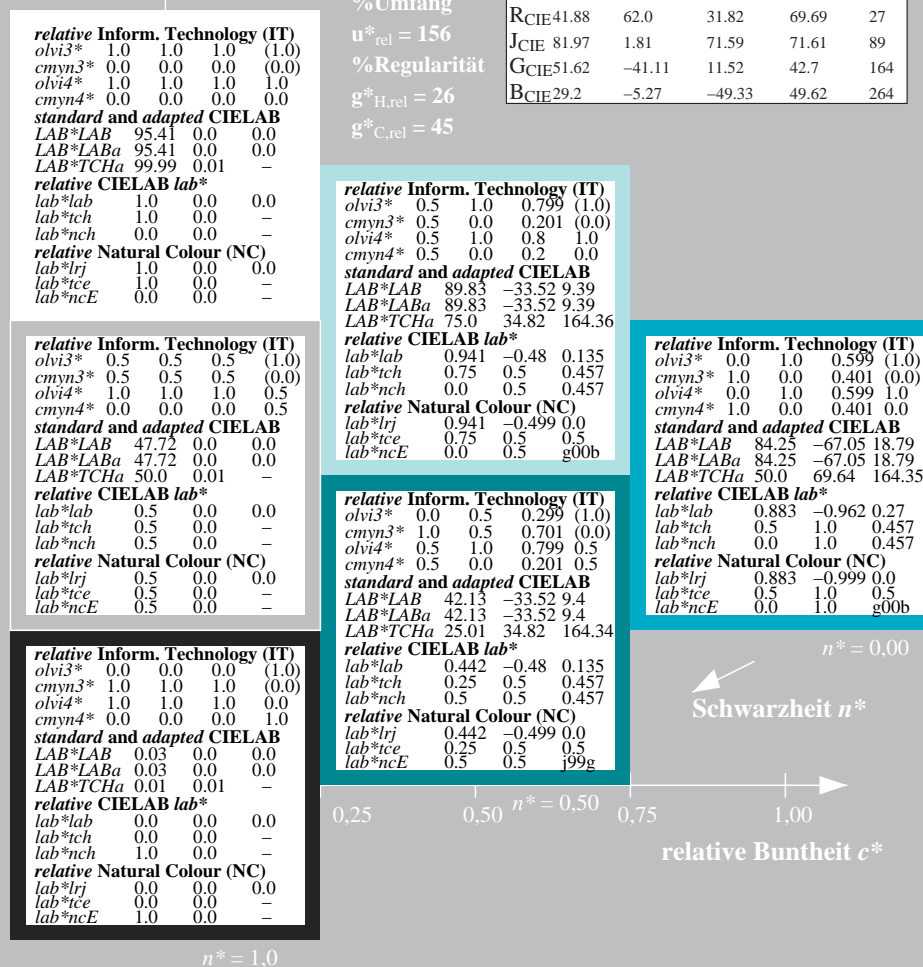

LAB*LAB	84.25	-67.05	18.79
LAB*LABa	84.25	-67.05	18.79
LAB*TCHa	50.0	69.64	164.35

relative CIELAB lab*

lab*lab	0.883	-0.962	0.27
lab*tch	0.5	1.0	0.457
lab*nch	0.0	1.0	0.457

relative Natural Colour (NC)

lab*lrj	0.883	-0.999	0.0
lab*tce	0.5	1.0	0.5
lab*nce	0.0	1.0	g00b



QG000-7, 3 stufige Reihen für konstanten CIELAB Buntton 167/360 = 0.463 (links)

3 stufige Reihen für konstanten CIELAB Buntton 164/360 = 0.457 (rechts)

BAM-Prüfvorlage QG00; Farbmétrik-Systeme ORS18 & TLS00 input: $cmY0^* setcmykcolor$

D50: 3stufige Farbreihen und Koordinatendaten für 10 Bunttöne output: $cmY0^*/000n^* setcmykcolor$

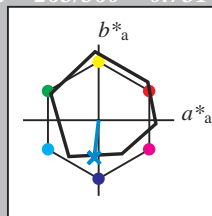
Siehe ähnliche Dateien: <http://www.ps.bam.de/QG00/>
 Technische Information: <http://www.ps.bam.de> Version 2.1, io=0.0, CIELAB

BAM-Registrierung: 20060101-QG00/10Q/Q00G08FP.PS/.PDF BAM-Material: Code=rh4ta
 Anwendung für Beurteilung und Messung von Drucker- oder Monitorssystemen
 /QG00/ Form: 9/10, Serie: 1/1, Seite: 9
 Seitenlung 9

Eingabe: Farbmétrisches Offset-Reflektiv-System ORS18

für Buntton $h^* = lab^*h = 263/360 = 0.731$
 lab^*tch und lab^*nch

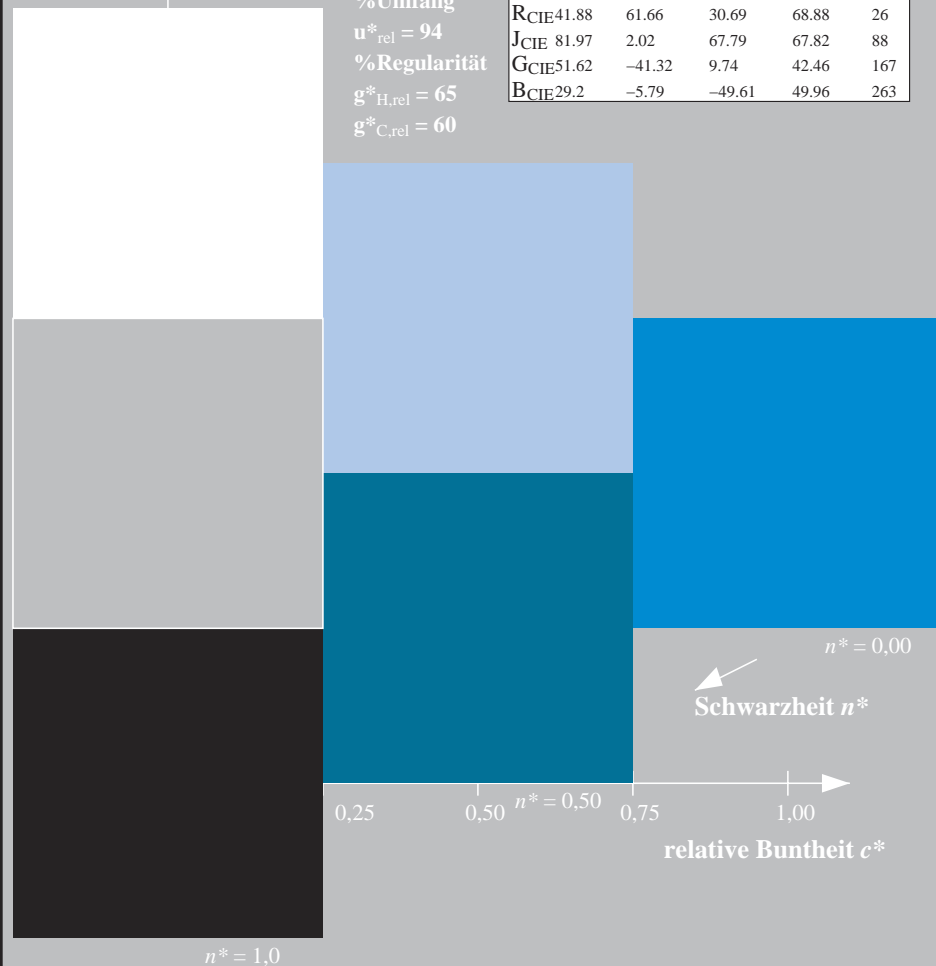
D50: Buntton B
 LCH*Ma: 42 47 263
 olv*Ma: 0.0 0.52 1.0
 Dreiecks-Helligkeit t^*



ORS18; adaptierte CIELAB-Daten

	$L^*=L^*_a$	a^*_a	b^*_a	$C^*_{ab,a}$	$h^*_{ab,a}$
OMa	47.94	65.05	50.54	82.38	38
YMa	91.0	-4.72	90.58	90.7	93
LMa	50.9	-63.18	34.98	72.22	151
CMa	56.99	-39.34	-48.1	62.16	231
VMa	25.72	30.89	-44.4	54.09	305
MMa	49.99	75.76	-4.64	75.9	356
NMa	18.09	0.0	0.0	0.0	0
WMa	95.46	0.0	0.0	0.0	0
RCIE	41.88	61.66	30.69	68.88	26
JCIE	81.97	2.02	67.79	67.82	88
GCIE	51.62	-41.32	9.74	42.46	167
BCIE	29.2	-5.79	-49.61	49.96	263

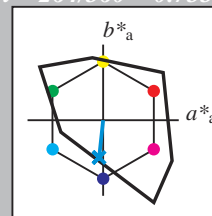
%Umfang
 $u^*_{rel} = 94$
 %Regularität
 $g^*_{H,rel} = 65$
 $g^*_{C,rel} = 60$



Ausgabe: Farbmétrisches Fernseh-Licht-System TLS00

für Buntton $h^* = lab^*h = 264/360 = 0.733$
 lab^*tch und lab^*nch

D50: Buntton B
 LCH*Ma: 61 54 264
 olv*Ma: 0.0 0.59 1.0
 Dreiecks-Helligkeit t^*



TLS00; adaptierte CIELAB-Daten

	$L^*=L^*_a$	a^*_a	b^*_a	$C^*_{ab,a}$	$h^*_{ab,a}$
OMa	54.19	79.36	63.0	101.33	38
YMa	93.44	-14.18	82.59	83.8	100
LMa	82.82	-83.73	70.41	109.41	140
CMa	85.22	-55.9	-15.78	58.1	196
VMa	25.61	67.05	-108.87	127.87	302
MMa	58.76	91.18	-53.69	105.82	330
NMa	0.01	0.0	0.0	0.0	0
WMa	95.41	0.0	0.0	0.0	0
RCIE	41.88	62.0	31.82	69.69	27
JCIE	81.97	1.81	71.59	71.61	89
GCIE	51.62	-41.11	11.52	42.7	164
BCIE	29.2	-5.27	-49.33	49.62	264

%Umfang
 $u^*_{rel} = 156$
 %Regularität
 $g^*_{H,rel} = 26$
 $g^*_{C,rel} = 45$

relative Inform. Technology (IT)

olvi3*	1.0	1.0	1.0	(1.0)
cmyn3*	0.0	0.0	0.0	(0.0)
olvi4*	1.0	1.0	1.0	1.0
cmyn4*	0.0	0.0	0.0	0.0

standard and adapted CIELAB

LAB*LAB	95.41	0.0	0.0
LAB*LABa	95.41	0.0	0.0
LAB*TCHa	99.99	0.01	-

relative CIELAB lab*

lab*lab	1.0	0.0	0.0
lab*tch	1.0	0.0	-
lab*nch	0.0	0.0	-

relative Natural Colour (NC)

lab*lrj	1.0	0.0	0.0
lab*tce	1.0	0.0	-
lab*nce	0.0	0.0	-

relative Inform. Technology (IT)

olvi3*	0.5	0.796	1.0	(1.0)
cmyn3*	0.5	0.204	0.0	(0.0)
olvi4*	0.5	0.796	1.0	1.0
cmyn4*	0.5	0.204	0.0	0.0

standard and adapted CIELAB

LAB*LAB	78.15	-2.87	-26.86
LAB*LABa	78.15	-2.87	-26.86
LAB*TCHa	75.0	27.02	263.88

relative CIELAB lab*

lab*lab	0.819	-0.052	-0.496
lab*tch	0.75	0.5	0.733
lab*nch	0.0	0.5	0.733

relative Natural Colour (NC)

lab*lrj	0.819	0.0	-0.499
lab*tce	0.75	0.5	0.75
lab*nce	0.0	0.5	g99b

relative Inform. Technology (IT)

olvi3*	0.5	0.5	0.5	(1.0)
cmyn3*	0.5	0.5	0.5	(0.0)
olvi4*	1.0	1.0	1.0	0.5
cmyn4*	0.0	0.0	0.0	0.5

standard and adapted CIELAB

LAB*LAB	47.72	0.0	0.0
LAB*LABa	47.72	0.0	0.0
LAB*TCHa	50.0	0.01	-

relative CIELAB lab*

lab*lab	0.5	0.0	0.0
lab*tch	0.5	0.0	-
lab*nch	0.5	0.0	-

relative Natural Colour (NC)

lab*lrj	0.5	0.0	0.0
lab*tce	0.5	0.0	-
lab*nce	0.5	0.0	-

relative Inform. Technology (IT)

olvi3*	0.0	0.296	0.5	(1.0)
cmyn3*	1.0	0.704	0.5	(0.0)
olvi4*	0.5	0.796	1.0	0.5
cmyn4*	0.5	0.204	0.0	0.5

standard and adapted CIELAB

LAB*LAB	30.46	-2.86	-26.87
LAB*LABa	30.46	-2.86	-26.87
LAB*TCHa	25.01	27.03	263.9

relative CIELAB lab*

lab*lab	0.319	-0.052	-0.496
lab*tch	0.25	0.5	0.733
lab*nch	0.5	0.5	0.733

relative Natural Colour (NC)

lab*lrj	0.319	0.0	-0.499
lab*tce	0.25	0.5	0.75
lab*nce	0.5	0.5	b00r

relative Inform. Technology (IT)

olvi3*	0.0	0.0	0.0	(1.0)
cmyn3*	1.0	1.0	1.0	(0.0)
olvi4*	1.0	1.0	1.0	0.0
cmyn4*	0.0	0.0	0.0	1.0

standard and adapted CIELAB

LAB*LAB	0.03	0.0	0.0
LAB*LABa	0.03	0.0	0.0
LAB*TCHa	0.01	0.01	-

relative CIELAB lab*

lab*lab	0.0	0.0	0.0
lab*tch	0.0	0.0	-
lab*nch	1.0	0.0	-

relative Natural Colour (NC)

lab*lrj	0.0	0.0	0.0
lab*tce	0.0	0.0	-
lab*nce	1.0	0.0	-

relative Inform. Technology (IT)

olvi3*	0.0	0.592	1.0	(1.0)
cmyn3*	1.0	0.408	0.0	(0.0)
olvi4*	0.0	0.592	1.0	1.0
cmyn4*	1.0	0.408	0.0	0.0

standard and adapted CIELAB

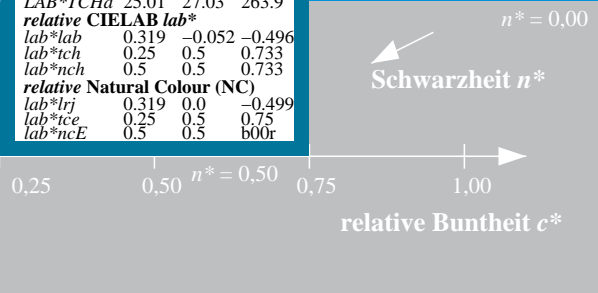
LAB*LAB	60.9	-5.74	-53.74
LAB*LABa	60.9	-5.74	-53.74
LAB*TCHa	50.0	54.06	263.89

relative CIELAB lab*

lab*lab	0.638	-0.105	-0.993
lab*tch	0.5	1.0	0.733
lab*nch	0.0	1.0	0.733

relative Natural Colour (NC)

lab*lrj	0.638	0.0	-0.999
lab*tce	0.5	1.0	0.75
lab*nce	0.0	1.0	g99b



QG000-7, 3 stufige Reihen für konstanten CIELAB Buntton 263/360 = 0.731 (links)

3 stufige Reihen für konstanten CIELAB Buntton 264/360 = 0.733 (rechts)

BAM-Prüfvorlage QG00; Farbmétrik-Systeme ORS18 & TLS00 input: $cmY0^* setcmykcolor$
 D50: 3stufige Farbreihen und Koordinatendaten für 10 Bunttöne output: $cmY0^* / 000n^* setcmykcolor$