

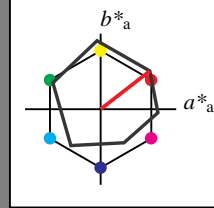
Eingabe: Farbmatisches Offset-Reflektiv-System ORS18

für Buntton  $h^* = lab^*h = 38/360 = 0.105$

$lab^*tch$  und  $lab^*nch$

D50: Buntton O  
LCH\*Ma: 48 82 38  
olv\*Ma: 1.0 0.0 0.0

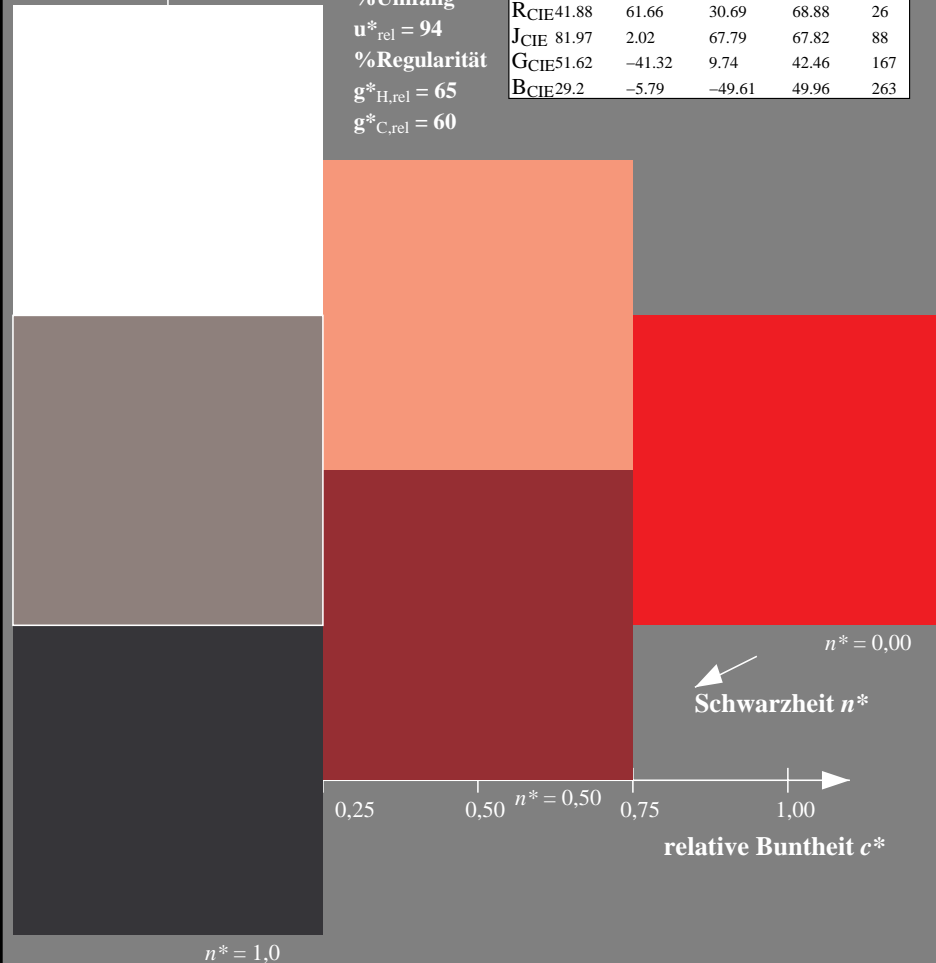
Dreiecks-Helligkeit  $t^*$



ORS18; adaptierte CIELAB-Daten

	$L^*=L^*_a$	$a^*_a$	$b^*_a$	$C^*_{ab,a}$	$h^*_{ab,a}$
OMa	47.94	65.05	50.54	82.38	38
YMa	91.0	-4.72	90.58	90.7	93
LMa	50.9	-63.18	34.98	72.22	151
CMa	56.99	-39.34	-48.1	62.16	231
VMa	25.72	30.89	-44.4	54.09	305
MMa	49.99	75.76	-4.64	75.9	356
NMa	18.09	0.0	0.0	0.0	0
WMa	95.46	0.0	0.0	0.0	0
RCIE	41.88	61.66	30.69	68.88	26
JCIE	81.97	2.02	67.79	67.82	88
GCIE	51.62	-41.32	9.74	42.46	167
BCIE	29.2	-5.79	-49.61	49.96	263

%Umfang  
 $u^*_{rel} = 94$   
%Regularität  
 $g^*_{H,rel} = 65$   
 $g^*_{C,rel} = 60$



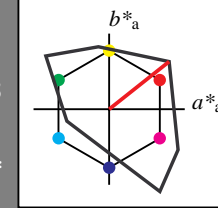
Ausgabe: Farbmatisches Fernseh-Licht-System TLS00

für Buntton  $h^* = lab^*h = 38/360 = 0.107$

$lab^*tch$  und  $lab^*nch$

D50: Buntton O  
LCH\*Ma: 54 101 38  
olv\*Ma: 1.0 0.0 0.0

Dreiecks-Helligkeit  $t^*$



TLS00; adaptierte CIELAB-Daten

	$L^*=L^*_a$	$a^*_a$	$b^*_a$	$C^*_{ab,a}$	$h^*_{ab,a}$
OMa	54.19	79.36	63.0	101.33	38
YMa	93.44	-14.18	82.59	83.8	100
LMa	82.82	-83.73	70.41	109.41	140
CMa	85.22	-55.9	-15.78	58.1	196
VMa	25.61	67.05	-108.87	127.87	302
MMa	58.76	91.18	-53.69	105.82	330
NMa	0.01	0.0	0.0	0.0	0
WMa	95.41	0.0	0.0	0.0	0
RCIE	41.88	62.0	31.82	69.69	27
JCIE	81.97	1.81	71.59	71.61	89
GCIE	51.62	-41.11	11.52	42.7	164
BCIE	29.2	-5.27	-49.33	49.62	264

%Umfang  
 $u^*_{rel} = 156$   
%Regularität  
 $g^*_{H,rel} = 26$   
 $g^*_{C,rel} = 45$

relative Inform. Technology (IT)

olvi3*	1.0	1.0	1.0	(1.0)
cmyn3*	0.0	0.0	0.0	(0.0)
olvi4*	1.0	1.0	1.0	1.0
cmyn4*	0.0	0.0	0.0	0.0

standard and adapted CIELAB

LAB*LAB	95.41	0.0	0.0
LAB*LABa	95.41	0.0	0.0
LAB*TCHa	99.99	0.01	-

relative CIELAB lab\*

lab*lab	1.0	0.0	0.0
lab*tch	1.0	0.0	-
lab*nch	0.0	0.0	-

relative Natural Colour (NC)

lab*lrj	1.0	0.0	0.0
lab*tce	1.0	0.0	-
lab*nce	0.0	0.0	-

relative Inform. Technology (IT)

olvi3*	1.0	0.5	0.5	(1.0)
cmyn3*	0.0	0.5	0.5	(0.0)
olvi4*	1.0	0.5	0.5	1.0
cmyn4*	0.0	0.5	0.5	0.0

standard and adapted CIELAB

LAB*LAB	74.79	39.67	31.49
LAB*LABa	74.79	39.67	31.49
LAB*TCHa	75.0	50.65	38.44

relative CIELAB lab\*

lab*lab	0.784	0.392	0.311
lab*tch	0.75	0.5	0.107
lab*nch	0.0	0.5	0.107

relative Natural Colour (NC)

lab*lrj	0.784	0.479	0.142
lab*tce	0.75	0.5	0.046
lab*nce	0.0	0.5	r18j

relative Inform. Technology (IT)

olvi3*	1.0	0.0	0.0	(1.0)
cmyn3*	0.0	1.0	1.0	(0.0)
olvi4*	1.0	0.0	0.0	1.0
cmyn4*	0.0	1.0	1.0	0.0

standard and adapted CIELAB

LAB*LAB	54.19	79.34	62.99
LAB*LABa	54.19	79.34	62.99
LAB*TCHa	50.0	101.31	38.44

relative CIELAB lab\*

lab*lab	0.568	0.783	0.622
lab*tch	0.5	1.0	0.107
lab*nch	0.0	1.0	0.107

relative Natural Colour (NC)

lab*lrj	0.568	0.958	0.285
lab*tce	0.5	1.0	0.046
lab*nce	0.0	1.0	r18j

relative Inform. Technology (IT)

olvi3*	0.5	0.0	0.0	(1.0)
cmyn3*	0.5	1.0	1.0	(0.0)
olvi4*	1.0	0.5	0.5	0.5
cmyn4*	0.0	0.5	0.5	0.5

standard and adapted CIELAB

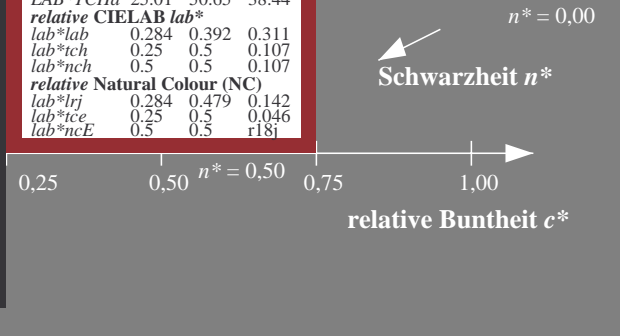
LAB*LAB	27.1	39.67	31.49
LAB*LABa	27.1	39.67	31.49
LAB*TCHa	25.01	50.65	38.44

relative CIELAB lab\*

lab*lab	0.284	0.392	0.311
lab*tch	0.25	0.5	0.107
lab*nch	0.5	0.5	0.107

relative Natural Colour (NC)

lab*lrj	0.284	0.479	0.142
lab*tce	0.25	0.5	0.046
lab*nce	0.5	0.5	r18j



QG000-7, 3 stufige Reihen für konstanten CIELAB Buntton 38/360 = 0.105 (links)

3 stufige Reihen für konstanten CIELAB Buntton 38/360 = 0.107 (rechts)

BAM-Prüfvorlage QG00; Farbmatrik-Systeme ORS18 & ORS18input:  $cmY0^* setcmykcolor$   
D50: 3stufige Farbreihen und Koordinatendaten für 10 Bunttöne output: Startup (S) data dependend

BAM-Registrierung: 20060101-QG00/10S/S00G00SP.PS/.PDF BAM-Material: Code=rh4ta  
Anwendung für Beurteilung und Messung von Drucker- oder Monitorssystemen  
/QG00/ Form: 1/10, Serie: 1/1, Seite: 1  
Seite: 1/10

Eingabe: Farbmétrisches Offset-Reflektiv-System ORS18

für Buntton  $h^* = lab^*h = 93/360 = 0.258$

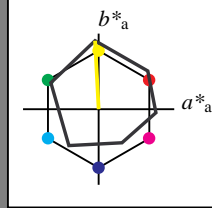
$lab^*tch$  und  $lab^*nch$

D50: Buntton Y

LCH\*Ma: 91 91 93

olv\*Ma: 1.0 1.0 0.0

Dreiecks-Helligkeit  $t^*$



ORS18; adaptierte CIELAB-Daten

	$L^*=L^*_a$	$a^*_a$	$b^*_a$	$C^*_{ab,a}$	$h^*_{ab,a}$
OMa	47.94	65.05	50.54	82.38	38
YMa	91.0	-4.72	90.58	90.7	93
LMa	50.9	-63.18	34.98	72.22	151
CMa	56.99	-39.34	-48.1	62.16	231
VMa	25.72	30.89	-44.4	54.09	305
MMa	49.99	75.76	-4.64	75.9	356
NMa	18.09	0.0	0.0	0.0	0
WMa	95.46	0.0	0.0	0.0	0
RCIE	41.88	61.66	30.69	68.88	26
JCIE	81.97	2.02	67.79	67.82	88
GCIE	51.62	-41.32	9.74	42.46	167
BCIE	29.2	-5.79	-49.61	49.96	263

%Umfang

$u^*_{rel} = 94$

%Regularität

$g^*_{H,rel} = 65$

$g^*_{C,rel} = 60$

Ausgabe: Farbmétrisches Fernseh-Licht-System TLS00

für Buntton  $h^* = lab^*h = 100/360 = 0.277$

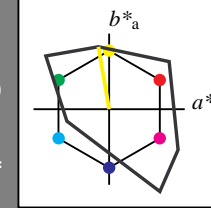
$lab^*tch$  und  $lab^*nch$

D50: Buntton Y

LCH\*Ma: 93 84 100

olv\*Ma: 1.0 1.0 0.0

Dreiecks-Helligkeit  $t^*$



TLS00; adaptierte CIELAB-Daten

	$L^*=L^*_a$	$a^*_a$	$b^*_a$	$C^*_{ab,a}$	$h^*_{ab,a}$
OMa	54.19	79.36	63.0	101.33	38
YMa	93.44	-14.18	82.59	83.8	100
LMa	82.82	-83.73	70.41	109.41	140
CMa	85.22	-55.9	-15.78	58.1	196
VMa	25.61	67.05	-108.87	127.87	302
MMa	58.76	91.18	-53.69	105.82	330
NMa	0.01	0.0	0.0	0.0	0
WMa	95.41	0.0	0.0	0.0	0
RCIE	41.88	62.0	31.82	69.69	27
JCIE	81.97	1.81	71.59	71.61	89
GCIE	51.62	-41.11	11.52	42.7	164
BCIE	29.2	-5.27	-49.33	49.62	264

%Umfang

$u^*_{rel} = 156$

%Regularität

$g^*_{H,rel} = 26$

$g^*_{C,rel} = 45$

relative Inform. Technology (IT)  
olvi3\* 1.0 1.0 1.0 (1.0)  
cmyn3\* 0.0 0.0 0.0 (0.0)  
olvi4\* 1.0 1.0 1.0 1.0  
cmyn4\* 0.0 0.0 0.0 0.0

standard and adapted CIELAB  
LAB\*LAB 95.41 0.0 0.0  
LAB\*LABa 95.41 0.0 0.0  
LAB\*TCHa 99.99 0.01 -

relative CIELAB lab\*  
lab\*lab 1.0 0.0 0.0  
lab\*tch 1.0 0.0 -  
lab\*nch 0.0 0.0 -

relative Natural Colour (NC)  
lab\*lrj 1.0 0.0 0.0  
lab\*tce 1.0 0.0 -  
lab\*nce 0.0 0.0 -

relative Inform. Technology (IT)  
olvi3\* 0.5 0.5 0.5 (1.0)  
cmyn3\* 0.5 0.5 0.5 (0.0)  
olvi4\* 1.0 1.0 1.0 0.5  
cmyn4\* 0.0 0.0 0.0 0.5

standard and adapted CIELAB  
LAB\*LAB 47.72 0.0 0.0  
LAB\*LABa 47.72 0.0 0.0  
LAB\*TCHa 50.0 0.01 -

relative CIELAB lab\*  
lab\*lab 0.5 0.0 0.0  
lab\*tch 0.5 0.0 -  
lab\*nch 0.5 0.0 -

relative Natural Colour (NC)  
lab\*lrj 0.5 0.0 0.0  
lab\*tce 0.5 0.0 -  
lab\*nce 0.5 0.0 -

relative Inform. Technology (IT)  
olvi3\* 0.0 0.0 0.0 (1.0)  
cmyn3\* 1.0 1.0 1.0 (0.0)  
olvi4\* 1.0 1.0 1.0 0.0  
cmyn4\* 0.0 0.0 0.0 1.0

standard and adapted CIELAB  
LAB\*LAB 0.03 0.0 0.0  
LAB\*LABa 0.03 0.0 0.0  
LAB\*TCHa 0.01 0.01 -

relative CIELAB lab\*  
lab\*lab 0.0 0.0 0.0  
lab\*tch 0.0 0.0 -  
lab\*nch 1.0 0.0 -

relative Natural Colour (NC)  
lab\*lrj 0.0 0.0 0.0  
lab\*tce 0.0 0.0 -  
lab\*nce 1.0 0.0 -

relative Inform. Technology (IT)  
olvi3\* 1.0 1.0 0.5 (1.0)  
cmyn3\* 0.0 0.0 0.5 (0.0)  
olvi4\* 1.0 1.0 0.5 1.0  
cmyn4\* 0.0 0.0 0.5 0.0

standard and adapted CIELAB  
LAB\*LAB 94.42 -7.08 41.29  
LAB\*LABa 94.42 -7.08 41.29  
LAB\*TCHa 75.0 41.89 99.75

relative CIELAB lab\*  
lab\*lab 0.99 -0.084 0.493  
lab\*tch 0.75 0.5 0.277  
lab\*nch 0.0 0.5 0.277

relative Natural Colour (NC)  
lab\*lrj 0.99 -0.114 0.487  
lab\*tce 0.75 0.5 0.287  
lab\*nce 0.0 0.5 j14g

relative Inform. Technology (IT)  
olvi3\* 0.5 0.5 0.0 (1.0)  
cmyn3\* 0.5 0.5 1.0 (0.0)  
olvi4\* 1.0 1.0 0.5 0.5  
cmyn4\* 0.0 0.0 0.5 0.5

standard and adapted CIELAB  
LAB\*LAB 46.73 -7.08 41.29  
LAB\*LABa 46.73 -7.08 41.29  
LAB\*TCHa 25.01 41.89 99.75

relative CIELAB lab\*  
lab\*lab 0.49 -0.084 0.493  
lab\*tch 0.25 0.5 0.277  
lab\*nch 0.5 0.5 0.277

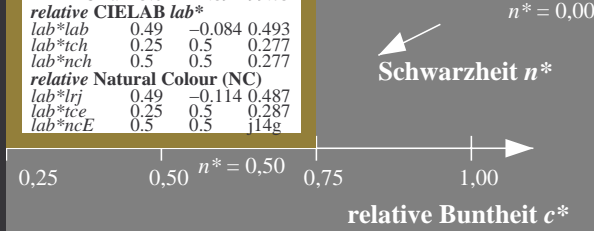
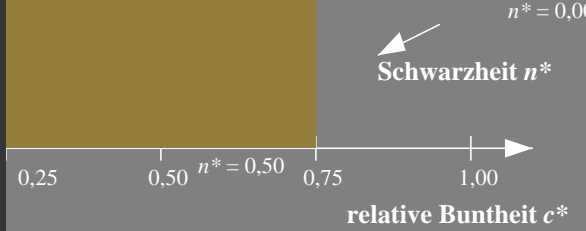
relative Natural Colour (NC)  
lab\*lrj 0.49 -0.114 0.487  
lab\*tce 0.25 0.5 0.287  
lab\*nce 0.5 0.5 j14g

relative Inform. Technology (IT)  
olvi3\* 1.0 1.0 0.0 (1.0)  
cmyn3\* 0.0 0.0 1.0 (0.0)  
olvi4\* 1.0 1.0 0.0 1.0  
cmyn4\* 0.0 0.0 1.0 0.0

standard and adapted CIELAB  
LAB\*LAB 93.43 -14.18 82.57  
LAB\*LABa 93.43 -14.18 82.57  
LAB\*TCHa 50.0 83.78 99.75

relative CIELAB lab\*  
lab\*lab 0.979 -0.168 0.985  
lab\*tch 0.5 1.0 0.277  
lab\*nch 0.0 1.0 0.277

relative Natural Colour (NC)  
lab\*lrj 0.979 -0.229 0.973  
lab\*tce 0.5 1.0 0.287  
lab\*nce 0.0 1.0 j14g



QG000-7, 3 stufige Reihen für konstanten CIELAB Buntton 93/360 = 0.258 (links)

3 stufige Reihen für konstanten CIELAB Buntton 100/360 = 0.277 (rechts)

BAM-Prüfvorlage QG00; Farbmétrik-Systeme ORS18 & ORS18input:  $cmY0^* setcmykcolor$

D50: 3stufige Farbreihen und Koordinatendaten für 10 Bunttöne output: Startup (S) data dependend

Siehe ähnliche Dateien: <http://www.ps.bam.de/QG00/>  
Technische Information: <http://www.ps.bam.de/Version 2.1, io=0.0?>

BAM-Registrierung: 20060101-QG00/10S/S00G01SP.PS/.PDF BAM-Material: Code=rh4ta  
Anwendung für Beurteilung und Messung von Drucker- oder Monitorssystemen  
/QG00/ Form: 2/10, Serie: 1/1, Seite: 2  
Seite: 1/10

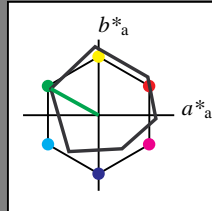
Eingabe: Farbmétrisches Offset-Reflektiv-System ORS18

für Buntton  $h^* = lab^*h = 151/360 = 0.42$

$lab^*tch$  und  $lab^*nch$

D50: Buntton L  
LCH\*Ma: 51 72 151  
olv\*Ma: 0.0 1.0 0.0


Dreiecks-Helligkeit  $t^*$



**ORS18; adaptierte CIELAB-Daten**

	$L^*=L^*_a$	$a^*_a$	$b^*_a$	$C^*_{ab,a}$	$h^*_{ab,a}$
OMa	47.94	65.05	50.54	82.38	38
YMa	91.0	-4.72	90.58	90.7	93
LMa	50.9	-63.18	34.98	72.22	151
CMa	56.99	-39.34	-48.1	62.16	231
VMa	25.72	30.89	-44.4	54.09	305
MMa	49.99	75.76	-4.64	75.9	356
NMa	18.09	0.0	0.0	0.0	0
WMa	95.46	0.0	0.0	0.0	0
RCIE	41.88	61.66	30.69	68.88	26
JCIE	81.97	2.02	67.79	67.82	88
GCIE	51.62	-41.32	9.74	42.46	167
BCIE	29.2	-5.79	-49.61	49.96	263

%Umfang  
 $u^*_{rel} = 94$   
%Regularität  
 $g^*_{H,rel} = 65$   
 $g^*_{C,rel} = 60$



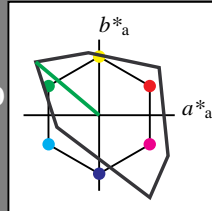
Ausgabe: Farbmétrisches Fernseh-Licht-System TLS00

für Buntton  $h^* = lab^*h = 140/360 = 0.389$

$lab^*tch$  und  $lab^*nch$

D50: Buntton L  
LCH\*Ma: 83 109 140  
olv\*Ma: 0.0 1.0 0.0

Dreiecks-Helligkeit  $t^*$



**relative Inform. Technology (IT)**

olvi3*	1.0	1.0	1.0	(1.0)
cmyn3*	0.0	0.0	0.0	(0.0)
olvi4*	1.0	1.0	1.0	1.0
cmyn4*	0.0	0.0	0.0	0.0

**standard and adapted CIELAB**

LAB*LAB	95.41	0.0	0.0
LAB*LABa	95.41	0.0	0.0
LAB*TCHa	99.99	0.01	-

**relative CIELAB lab\***

lab*lab	1.0	0.0	0.0
lab*tch	1.0	0.0	-
lab*nch	0.0	0.0	-

**relative Natural Colour (NC)**

lab*lrj	1.0	0.0	0.0
lab*tce	1.0	0.0	-
lab*nce	0.0	0.0	-

%Umfang  
 $u^*_{rel} = 156$   
%Regularität  
 $g^*_{H,rel} = 26$   
 $g^*_{C,rel} = 45$

**relative Inform. Technology (IT)**

olvi3*	0.5	0.5	0.5	(1.0)
cmyn3*	0.5	0.5	0.5	(0.0)
olvi4*	1.0	1.0	1.0	0.5
cmyn4*	0.0	0.0	0.0	0.5

**standard and adapted CIELAB**

LAB*LAB	47.72	0.0	0.0
LAB*LABa	47.72	0.0	0.0
LAB*TCHa	50.0	0.01	-

**relative CIELAB lab\***

lab*lab	0.5	0.0	0.0
lab*tch	0.5	0.0	-
lab*nch	0.5	0.0	-

**relative Natural Colour (NC)**

lab*lrj	0.5	0.0	0.0
lab*tce	0.5	0.0	-
lab*nce	0.5	0.0	-

**relative Inform. Technology (IT)**

olvi3*	0.0	0.0	0.0	(1.0)
cmyn3*	1.0	1.0	1.0	(0.0)
olvi4*	1.0	1.0	1.0	0.0
cmyn4*	0.0	0.0	0.0	1.0

**standard and adapted CIELAB**

LAB*LAB	0.03	0.0	0.0
LAB*LABa	0.03	0.0	0.0
LAB*TCHa	0.01	0.01	-

**relative CIELAB lab\***

lab*lab	0.0	0.0	0.0
lab*tch	0.0	0.0	-
lab*nch	1.0	0.0	-

**relative Natural Colour (NC)**

lab*lrj	0.0	0.0	0.0
lab*tce	0.0	0.0	-
lab*nce	1.0	0.0	-

**TLS00; adaptierte CIELAB-Daten**

	$L^*=L^*_a$	$a^*_a$	$b^*_a$	$C^*_{ab,a}$	$h^*_{ab,a}$
OMa	54.19	79.36	63.0	101.33	38
YMa	93.44	-14.18	82.59	83.8	100
LMa	82.82	-83.73	70.41	109.41	140
CMa	85.22	-55.9	-15.78	58.1	196
VMa	25.61	67.05	-108.87	127.87	302
MMa	58.76	91.18	-53.69	105.82	330
NMa	0.01	0.0	0.0	0.0	0
WMa	95.41	0.0	0.0	0.0	0
RCIE	41.88	62.0	31.82	69.69	27
JCIE	81.97	1.81	71.59	71.61	89
GCIE	51.62	-41.11	11.52	42.7	164
BCIE	29.2	-5.27	-49.33	49.62	264

**relative Inform. Technology (IT)**

olvi3*	0.5	1.0	0.5	(1.0)
cmyn3*	0.5	0.0	0.5	(0.0)
olvi4*	0.5	1.0	0.5	1.0
cmyn4*	0.5	0.0	0.5	0.0

**standard and adapted CIELAB**

LAB*LAB	89.11	-41.85	35.2
LAB*LABa	89.11	-41.85	35.2
LAB*TCHa	75.0	54.69	139.94

**relative CIELAB lab\***

lab*lab	0.934	-0.382	0.322
lab*tch	0.75	0.5	0.389
lab*nch	0.0	0.5	0.389

**relative Natural Colour (NC)**

lab*lrj	0.934	-0.436	0.242
lab*tce	0.75	0.5	0.419
lab*nce	0.0	0.5	0.67g

**relative Inform. Technology (IT)**

olvi3*	0.0	0.5	0.0	(1.0)
cmyn3*	1.0	0.5	1.0	(0.0)
olvi4*	0.5	1.0	0.5	0.5
cmyn4*	0.5	0.0	0.5	0.5

**standard and adapted CIELAB**

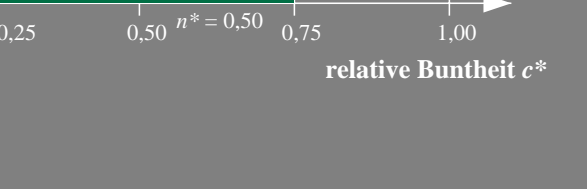
LAB*LAB	41.42	-41.85	35.2
LAB*LABa	41.42	-41.85	35.2
LAB*TCHa	25.01	54.69	139.94

**relative CIELAB lab\***

lab*lab	0.434	-0.382	0.322
lab*tch	0.25	0.5	0.389
lab*nch	0.5	0.5	0.389

**relative Natural Colour (NC)**

lab*lrj	0.434	-0.436	0.242
lab*tce	0.25	0.5	0.419
lab*nce	0.5	0.5	0.67g



QG00-7, 3 stufige Reihen für konstanten CIELAB Buntton 151/360 = 0.42 (links)

3 stufige Reihen für konstanten CIELAB Buntton 140/360 = 0.389 (rechts)

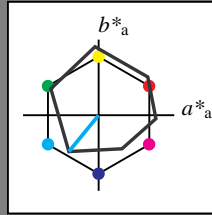
BAM-Prüfvorlage QG00; Farbmétrik-Systeme ORS18 & ORS18input:  $cmY0^*$  setcmykcolor

D50: 3stufige Farbreihen und Koordinatendaten für 10 Bunttöne output: Startup (S) data dependend

Eingabe: Farbmétrisches Offset-Reflektiv-System ORS18

für Buntton  $h^* = lab^*h = 231/360 = 0.641$   
 $lab^*tch$  und  $lab^*nch$

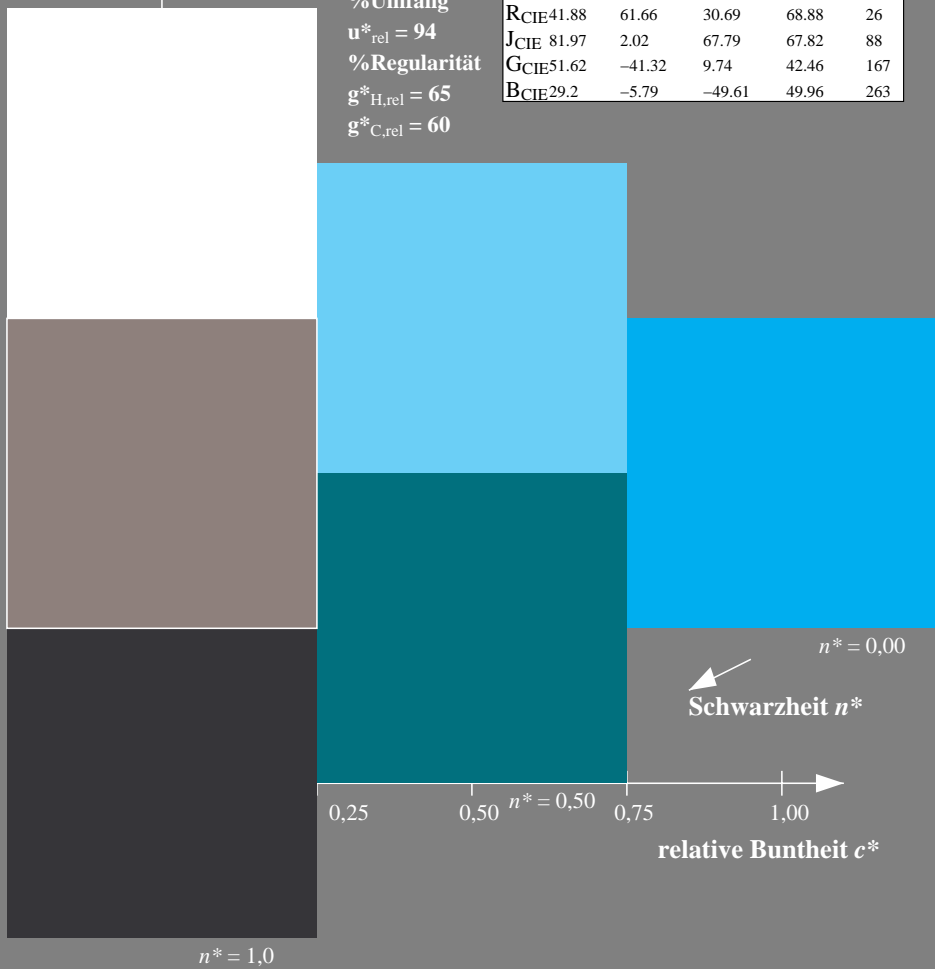
D50: Buntton C  
 LCH\*Ma: 57 62 231  
 olv\*Ma: 0.0 1.0 1.0  
 Dreiecks-Helligkeit  $t^*$



**ORS18; adaptierte CIELAB-Daten**

	$L^*=L^*_a$	$a^*_a$	$b^*_a$	$C^*_{ab,a}$	$h^*_{ab,a}$
OMa	47.94	65.05	50.54	82.38	38
YMa	91.0	-4.72	90.58	90.7	93
LMa	50.9	-63.18	34.98	72.22	151
CMa	56.99	-39.34	-48.1	62.16	231
VMa	25.72	30.89	-44.4	54.09	305
MMa	49.99	75.76	-4.64	75.9	356
NMa	18.09	0.0	0.0	0.0	0
WMa	95.46	0.0	0.0	0.0	0
RCIE	41.88	61.66	30.69	68.88	26
JCIE	81.97	2.02	67.79	67.82	88
GCIE	51.62	-41.32	9.74	42.46	167
BCIE	29.2	-5.79	-49.61	49.96	263

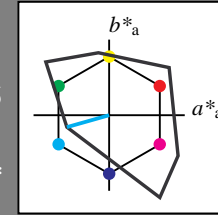
%Umfang  
 $u^*_{rel} = 94$   
 %Regularität  
 $g^*_{H,rel} = 65$   
 $g^*_{C,rel} = 60$



Ausgabe: Farbmétrisches Fernseh-Licht-System TLS00

für Buntton  $h^* = lab^*h = 196/360 = 0.544$   
 $lab^*tch$  und  $lab^*nch$

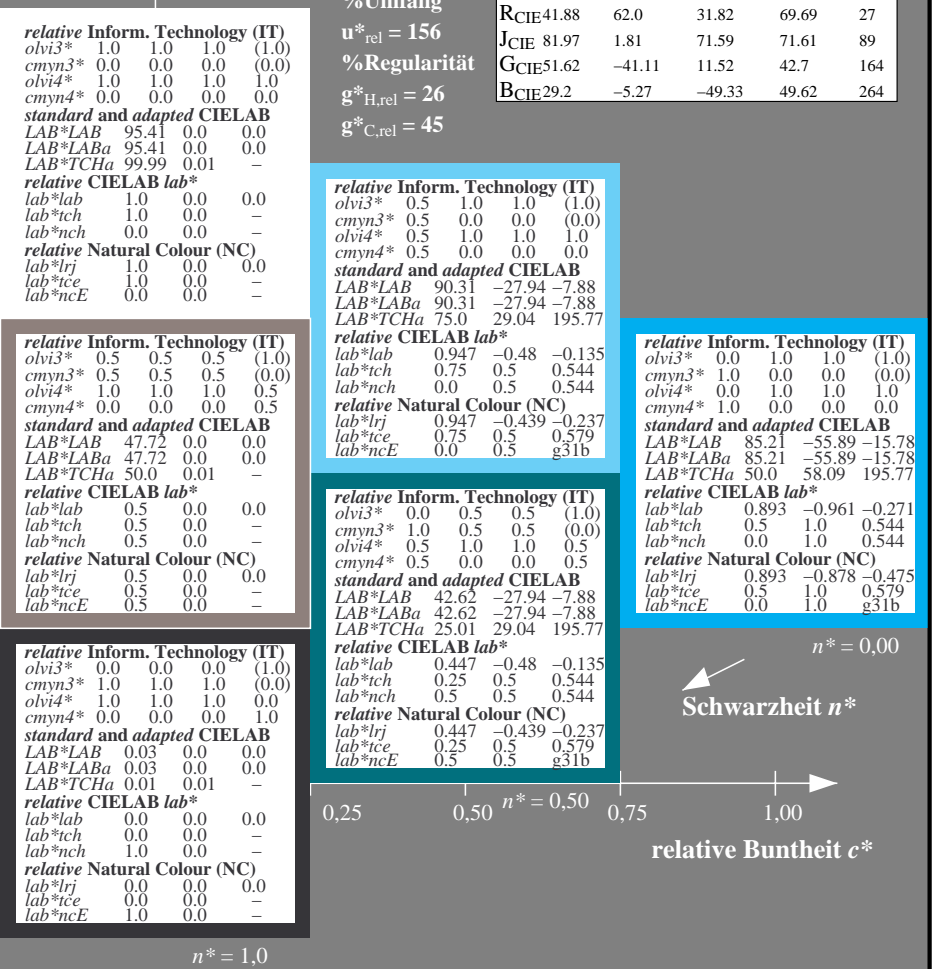
D50: Buntton C  
 LCH\*Ma: 85 58 196  
 olv\*Ma: 0.0 1.0 1.0  
 Dreiecks-Helligkeit  $t^*$



**TLS00; adaptierte CIELAB-Daten**

	$L^*=L^*_a$	$a^*_a$	$b^*_a$	$C^*_{ab,a}$	$h^*_{ab,a}$
OMa	54.19	79.36	63.0	101.33	38
YMa	93.44	-14.18	82.59	83.8	100
LMa	82.82	-83.73	70.41	109.41	140
CMa	85.22	-55.9	-15.78	58.1	196
VMa	25.61	67.05	-108.87	127.87	302
MMa	58.76	91.18	-53.69	105.82	330
NMa	0.01	0.0	0.0	0.0	0
WMa	95.41	0.0	0.0	0.0	0
RCIE	41.88	62.0	31.82	69.69	27
JCIE	81.97	1.81	71.59	71.61	89
GCIE	51.62	-41.11	11.52	42.7	164
BCIE	29.2	-5.27	-49.33	49.62	264

%Umfang  
 $u^*_{rel} = 156$   
 %Regularität  
 $g^*_{H,rel} = 26$   
 $g^*_{C,rel} = 45$



Siehe ähnliche Dateien: <http://www.ps.bam.de/QG00/>  
 Technische Information: <http://www.ps.bam.de/Version 2.1, io=0.0?>

BAM-Registrierung: 20060101-QG00/10S/S00G03SP.PS/.PDF BAM-Material: Code=rh4ta  
 Anwendung für Beurteilung und Messung von Drucker- oder Monitorssystemen  
 /QG00/ Form: 4/10, Serie: 1/1, Seite: 4  
 Seitenhang 4

QG00-7, 3 stufige Reihen für konstanten CIELAB Buntton 231/360 = 0.641 (links)

3 stufige Reihen für konstanten CIELAB Buntton 196/360 = 0.544 (rechts)

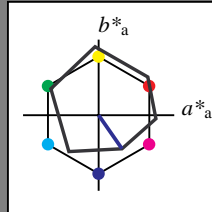
BAM-Prüfvorlage QG00; Farbmétrik-Systeme ORS18 & ORS18input:  $cmy0^*$  setcmykcolor  
 D50: 3stufige Farbreihen und Koordinatendaten für 10 Bunttöne output: Startup (S) data dependend



Eingabe: Farbmétrisches Offset-Reflektiv-System ORS18

für Buntton  $h^* = lab^*h = 305/360 = 0.847$   
 $lab^*tch$  und  $lab^*nch$


D50: Buntton V  
 LCH\*Ma: 26 54 305  
 olv\*Ma: 0.0 0.0 1.0  
 Dreiecks-Helligkeit  $t^*$



**ORS18; adaptierte CIELAB-Daten**

	$L^*=L^*_a$	$a^*_a$	$b^*_a$	$C^*_{ab,a}$	$h^*_{ab,a}$
OMa	47.94	65.05	50.54	82.38	38
YMa	91.0	-4.72	90.58	90.7	93
LMa	50.9	-63.18	34.98	72.22	151
CMa	56.99	-39.34	-48.1	62.16	231
VMa	25.72	30.89	-44.4	54.09	305
MMa	49.99	75.76	-4.64	75.9	356
NMa	18.09	0.0	0.0	0.0	0
WMa	95.46	0.0	0.0	0.0	0
RCIE	41.88	61.66	30.69	68.88	26
JCIE	81.97	2.02	67.79	67.82	88
GCIE	51.62	-41.32	9.74	42.46	167
BCIE	29.2	-5.79	-49.61	49.96	263

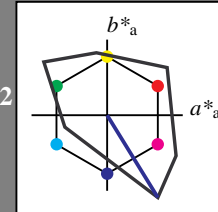
%Umfang  
 $u^*_{rel} = 94$   
 %Regularität  
 $g^*_{H,rel} = 65$   
 $g^*_{C,rel} = 60$



Ausgabe: Farbmétrisches Fernseh-Licht-System TLS00

für Buntton  $h^* = lab^*h = 302/360 = 0.838$   
 $lab^*tch$  und  $lab^*nch$

D50: Buntton V  
 LCH\*Ma: 26 128 302  
 olv\*Ma: 0.0 0.0 1.0  
 Dreiecks-Helligkeit  $t^*$



**TLS00; adaptierte CIELAB-Daten**

	$L^*=L^*_a$	$a^*_a$	$b^*_a$	$C^*_{ab,a}$	$h^*_{ab,a}$
OMa	54.19	79.36	63.0	101.33	38
YMa	93.44	-14.18	82.59	83.8	100
LMa	82.82	-83.73	70.41	109.41	140
CMa	85.22	-55.9	-15.78	58.1	196
VMa	25.61	67.05	-108.87	127.87	302
MMa	58.76	91.18	-53.69	105.82	330
NMa	0.01	0.0	0.0	0.0	0
WMa	95.41	0.0	0.0	0.0	0
RCIE	41.88	62.0	31.82	69.69	27
JCIE	81.97	1.81	71.59	71.61	89
GCIE	51.62	-41.11	11.52	42.7	164
BCIE	29.2	-5.27	-49.33	49.62	264

%Umfang  
 $u^*_{rel} = 156$   
 %Regularität  
 $g^*_{H,rel} = 26$   
 $g^*_{C,rel} = 45$

**relative Inform. Technology (IT)**

olvi3*	1.0	1.0	1.0	(1.0)
cmyn3*	0.0	0.0	0.0	(0.0)
olvi4*	1.0	1.0	1.0	1.0
cmyn4*	0.0	0.0	0.0	0.0

**standard and adapted CIELAB**

LAB*LAB	95.41	0.0	0.0
LAB*LABa	95.41	0.0	0.0
LAB*TCHa	99.99	0.01	-

**relative CIELAB lab\***

lab*lab	1.0	0.0	0.0
lab*tch	1.0	0.0	-
lab*nch	0.0	0.0	-

**relative Natural Colour (NC)**

lab*lrj	1.0	0.0	0.0
lab*tce	1.0	0.0	-
lab*nce	0.0	0.0	-

**relative Inform. Technology (IT)**

olvi3*	0.5	0.5	1.0	(1.0)
cmyn3*	0.5	0.5	0.0	(0.0)
olvi4*	0.5	0.5	1.0	1.0
cmyn4*	0.5	0.5	0.0	0.0

**standard and adapted CIELAB**

LAB*LAB	60.51	33.52	-54.42
LAB*LABa	60.51	33.52	-54.42
LAB*TCHa	75.0	63.92	301.63

**relative CIELAB lab\***

lab*lab	0.634	0.262	-0.425
lab*tch	0.75	0.5	0.838
lab*nch	0.0	0.5	0.838

**relative Natural Colour (NC)**

lab*lrj	0.634	0.231	-0.442
lab*tce	0.75	0.5	0.827
lab*nce	0.0	0.5	b30r

**relative Inform. Technology (IT)**

olvi3*	0.5	0.5	0.5	(1.0)
cmyn3*	0.5	0.5	0.5	(0.0)
olvi4*	1.0	1.0	1.0	0.5
cmyn4*	0.0	0.0	0.0	0.5

**standard and adapted CIELAB**

LAB*LAB	47.72	0.0	0.0
LAB*LABa	47.72	0.0	0.0
LAB*TCHa	50.0	0.01	-

**relative CIELAB lab\***

lab*lab	0.5	0.0	0.0
lab*tch	0.5	0.0	-
lab*nch	0.5	0.0	-

**relative Natural Colour (NC)**

lab*lrj	0.5	0.0	0.0
lab*tce	0.5	0.0	-
lab*nce	0.5	0.0	-

**relative Inform. Technology (IT)**

olvi3*	0.0	0.0	0.5	(1.0)
cmyn3*	1.0	1.0	0.5	(0.0)
olvi4*	0.5	0.5	1.0	0.5
cmyn4*	0.5	0.5	0.0	0.5

**standard and adapted CIELAB**

LAB*LAB	12.82	33.52	-54.42
LAB*LABa	12.82	33.52	-54.42
LAB*TCHa	25.01	63.92	301.63

**relative CIELAB lab\***

lab*lab	0.134	0.262	-0.425
lab*tch	0.25	0.5	0.838
lab*nch	0.5	0.5	0.838

**relative Natural Colour (NC)**

lab*lrj	0.134	0.231	-0.442
lab*tce	0.25	0.5	0.827
lab*nce	0.5	0.5	b30r

**relative Inform. Technology (IT)**

olvi3*	0.0	0.0	0.0	(1.0)
cmyn3*	1.0	1.0	1.0	(0.0)
olvi4*	1.0	1.0	1.0	0.0
cmyn4*	0.0	0.0	0.0	1.0

**standard and adapted CIELAB**

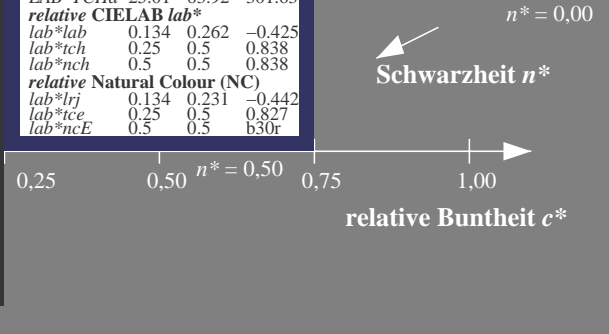
LAB*LAB	0.03	0.0	0.0
LAB*LABa	0.03	0.0	0.0
LAB*TCHa	0.01	0.01	-

**relative CIELAB lab\***

lab*lab	0.0	0.0	0.0
lab*tch	0.0	0.0	-
lab*nch	1.0	0.0	-

**relative Natural Colour (NC)**

lab*lrj	0.0	0.0	0.0
lab*tce	0.0	0.0	-
lab*nce	1.0	0.0	-



QG00-7, 3 stufige Reihen für konstanten CIELAB Buntton 305/360 = 0.847 (links)

3 stufige Reihen für konstanten CIELAB Buntton 302/360 = 0.838 (rechts)

BAM-Prüfvorlage QG00; Farbmétrik-Systeme ORS18 & ORS18input:  $cmY0^*$  setcmykcolor

D50: 3stufige Farbreihen und Koordinatendaten für 10 Bunttöne output: Startup (S) data dependend

Siehe ähnliche Dateien: <http://www.ps.bam.de/QG00/>  
 Technische Information: <http://www.ps.bam.de/Version 2.1, io=0.0?>

BAM-Registrierung: 20060101-QG00/10S/S00G04SP.PS/.PDF BAM-Material: Code=rh4ta  
 Anwendung für Beurteilung und Messung von Drucker- oder Monitorsystemen  
 /QG00/ Form: 5/10, Serie: 1/1, Seite: 5  
 Seitenlung 5

Eingabe: Farbmétrisches Offset-Reflektiv-System ORS18

für Buntton  $h^* = lab^*h = 356/360 = 0.99$

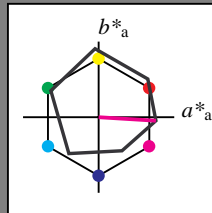
$lab^*tch$  und  $lab^*nch$

D50: Buntton M

LCH\*Ma: 50 76 356

olv\*Ma: 1.0 0.0 1.0

Dreiecks-Helligkeit  $t^*$



ORS18; adaptierte CIELAB-Daten

	$L^*=L^*_a$	$a^*_a$	$b^*_a$	$C^*_{ab,a}$	$h^*_{ab,a}$
OMa	47.94	65.05	50.54	82.38	38
YMa	91.0	-4.72	90.58	90.7	93
LMa	50.9	-63.18	34.98	72.22	151
CMa	56.99	-39.34	-48.1	62.16	231
VMa	25.72	30.89	-44.4	54.09	305
MMa	49.99	75.76	-4.64	75.9	356
NMa	18.09	0.0	0.0	0.0	0
WMa	95.46	0.0	0.0	0.0	0
RCIE	41.88	61.66	30.69	68.88	26
JCIE	81.97	2.02	67.79	67.82	88
GCIE	51.62	-41.32	9.74	42.46	167
BCIE	29.2	-5.79	-49.61	49.96	263

%Umfang

$u^*_{rel} = 94$

%Regularität

$g^*_{H,rel} = 65$

$g^*_{C,rel} = 60$

Ausgabe: Farbmétrisches Fernseh-Licht-System TLS00

für Buntton  $h^* = lab^*h = 330/360 = 0.915$

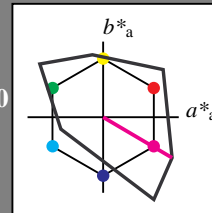
$lab^*tch$  und  $lab^*nch$

D50: Buntton M

LCH\*Ma: 59 106 330

olv\*Ma: 1.0 0.0 1.0

Dreiecks-Helligkeit  $t^*$



TLS00; adaptierte CIELAB-Daten

	$L^*=L^*_a$	$a^*_a$	$b^*_a$	$C^*_{ab,a}$	$h^*_{ab,a}$
OMa	54.19	79.36	63.0	101.33	38
YMa	93.44	-14.18	82.59	83.8	100
LMa	82.82	-83.73	70.41	109.41	140
CMa	85.22	-55.9	-15.78	58.1	196
VMa	25.61	67.05	-108.87	127.87	302
MMa	58.76	91.18	-53.69	105.82	330
NMa	0.01	0.0	0.0	0.0	0
WMa	95.41	0.0	0.0	0.0	0
RCIE	41.88	62.0	31.82	69.69	27
JCIE	81.97	1.81	71.59	71.61	89
GCIE	51.62	-41.11	11.52	42.7	164
BCIE	29.2	-5.27	-49.33	49.62	264

%Umfang

$u^*_{rel} = 156$

%Regularität

$g^*_{H,rel} = 26$

$g^*_{C,rel} = 45$

relative Inform. Technology (IT)

olvi3*	1.0	1.0	1.0	(1.0)
cmyn3*	0.0	0.0	0.0	(0.0)
olvi4*	1.0	1.0	1.0	1.0
cmyn4*	0.0	0.0	0.0	0.0

standard and adapted CIELAB

LAB*LAB	95.41	0.0	0.0
LAB*LABa	95.41	0.0	0.0
LAB*TCHa	99.99	0.01	-

relative CIELAB lab\*

lab*lab	1.0	0.0	0.0
lab*tch	1.0	0.0	-
lab*nch	0.0	0.0	-

relative Natural Colour (NC)

lab*lrj	1.0	0.0	0.0
lab*tce	1.0	0.0	-
lab*nce	0.0	0.0	-

relative Inform. Technology (IT)

olvi3*	1.0	0.5	1.0	(1.0)
cmyn3*	0.0	0.5	0.0	(0.0)
olvi4*	1.0	0.5	1.0	1.0
cmyn4*	0.0	0.5	0.0	0.0

standard and adapted CIELAB

LAB*LAB	77.08	45.58	-26.83
LAB*LABa	77.08	45.58	-26.83
LAB*TCHa	75.0	52.9	329.5

relative CIELAB lab\*

lab*lab	0.808	0.431	-0.253
lab*tch	0.75	0.5	0.915
lab*nch	0.0	0.5	0.915

relative Natural Colour (NC)

lab*lrj	0.808	0.371	-0.334
lab*tce	0.75	0.5	0.883
lab*nce	0.0	0.5	b53r

relative Inform. Technology (IT)

olvi3*	0.5	0.5	0.5	(1.0)
cmyn3*	0.5	0.5	0.5	(0.0)
olvi4*	1.0	1.0	1.0	0.5
cmyn4*	0.0	0.0	0.0	0.5

standard and adapted CIELAB

LAB*LAB	47.72	0.0	0.0
LAB*LABa	47.72	0.0	0.0
LAB*TCHa	50.0	0.01	-

relative CIELAB lab\*

lab*lab	0.5	0.0	0.0
lab*tch	0.5	0.0	-
lab*nch	0.5	0.0	-

relative Natural Colour (NC)

lab*lrj	0.5	0.0	0.0
lab*tce	0.5	0.0	-
lab*nce	0.5	0.0	-

relative Inform. Technology (IT)

olvi3*	0.5	0.0	0.5	(1.0)
cmyn3*	0.5	1.0	0.5	(0.0)
olvi4*	1.0	0.5	1.0	0.5
cmyn4*	0.0	0.5	0.0	0.5

standard and adapted CIELAB

LAB*LAB	29.39	45.58	-26.83
LAB*LABa	29.39	45.58	-26.83
LAB*TCHa	25.01	52.9	329.5

relative CIELAB lab\*

lab*lab	0.308	0.431	-0.253
lab*tch	0.25	0.5	0.915
lab*nch	0.5	0.5	0.915

relative Natural Colour (NC)

lab*lrj	0.308	0.371	-0.334
lab*tce	0.25	0.5	0.883
lab*nce	0.5	0.5	b53r

relative Inform. Technology (IT)

olvi3*	0.0	0.0	0.0	(1.0)
cmyn3*	1.0	1.0	1.0	(0.0)
olvi4*	1.0	1.0	1.0	0.0
cmyn4*	0.0	0.0	0.0	1.0

standard and adapted CIELAB

LAB*LAB	0.03	0.0	0.0
LAB*LABa	0.03	0.0	0.0
LAB*TCHa	0.01	0.01	-

relative CIELAB lab\*

lab*lab	0.0	0.0	0.0
lab*tch	0.0	0.0	-
lab*nch	1.0	0.0	-

relative Natural Colour (NC)

lab*lrj	0.0	0.0	0.0
lab*tce	0.0	0.0	-
lab*nce	1.0	0.0	-

relative Inform. Technology (IT)

olvi3*	1.0	0.0	1.0	(1.0)
cmyn3*	0.0	1.0	0.0	(0.0)
olvi4*	1.0	0.0	1.0	1.0
cmyn4*	0.0	1.0	0.0	0.0

standard and adapted CIELAB

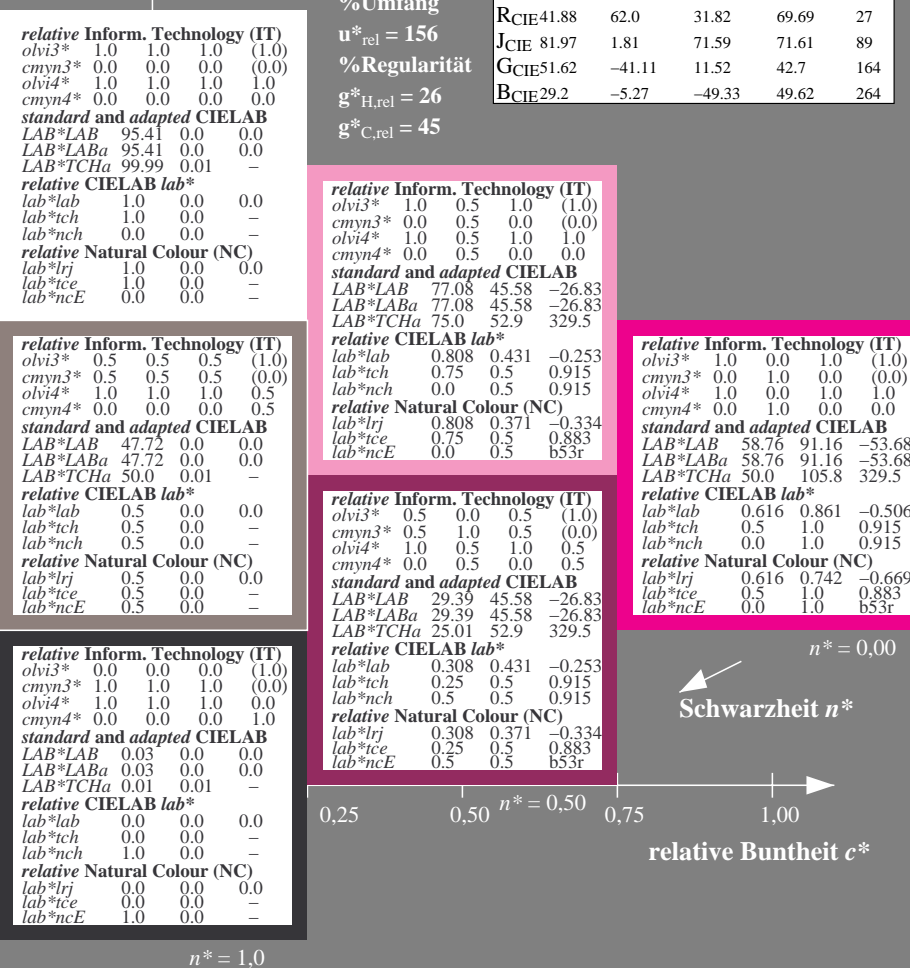
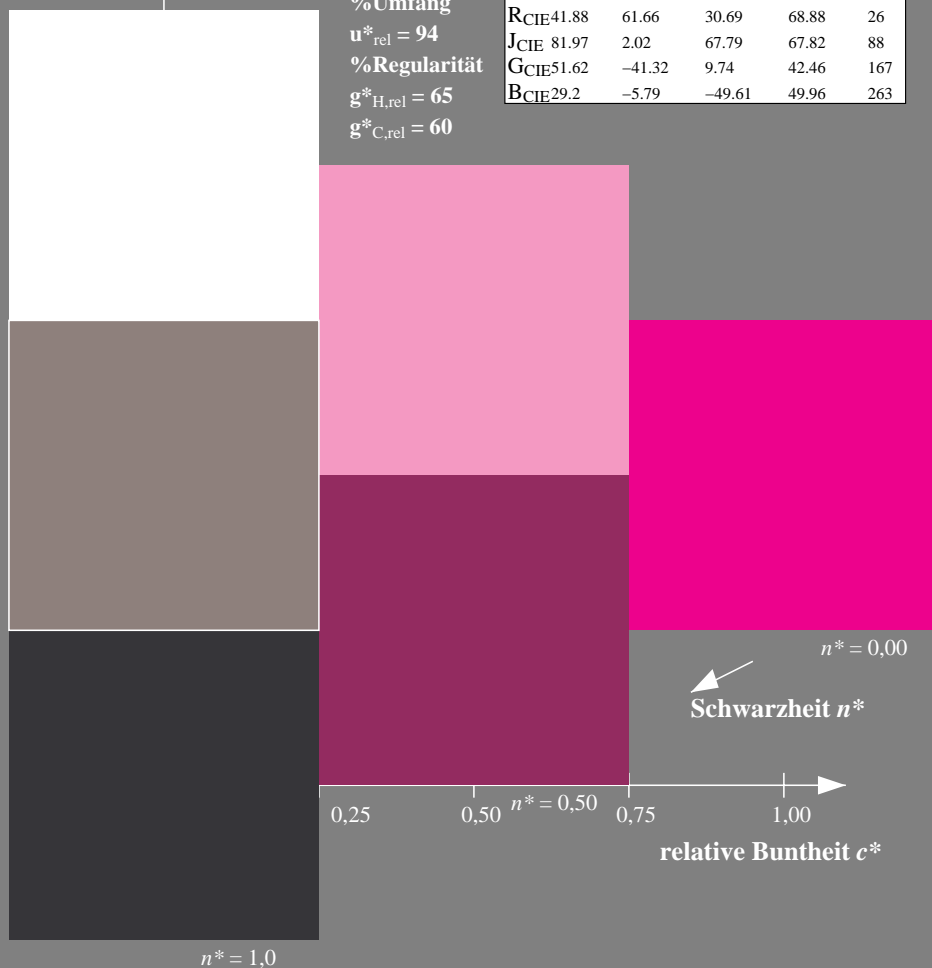
LAB*LAB	58.76	91.16	-53.68
LAB*LABa	58.76	91.16	-53.68
LAB*TCHa	50.0	105.8	329.5

relative CIELAB lab\*

lab*lab	0.616	0.861	-0.506
lab*tch	0.5	1.0	0.915
lab*nch	0.0	1.0	0.915

relative Natural Colour (NC)

lab*lrj	0.616	0.742	-0.669
lab*tce	0.5	1.0	0.883
lab*nce	0.0	1.0	b53r



QG000-7, 3 stufige Reihen für konstanten CIELAB Buntton 356/360 = 0.99 (links)

3 stufige Reihen für konstanten CIELAB Buntton 330/360 = 0.915 (rechts)

BAM-Prüfvorlage QG00; Farbmétrik-Systeme ORS18 & ORS18input:  $cmY0^* setcmykcolor$

D50: 3stufige Farbreihen und Koordinatendaten für 10 Bunttöne output: *Startup (S) data dependend*

Siehe ähnliche Dateien: <http://www.ps.bam.de/QG00/>  
Technische Information: <http://www.ps.bam.de/Version 2.1, io=0.0?>

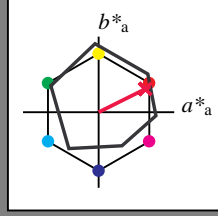
BAM-Registrierung: 20060101-QG00/10S/S00G05SP.PS/.PDF BAM-Material: Code=rh4ta  
Anwendung für Beurteilung und Messung von Drucker- oder Monitorssystemen  
/QG00/ Form: 6/10, Serie: 1/1, Seite: 6  
Seitenlung 6

Eingabe: Farbmétrisches Offset-Reflektiv-System ORS18

für Buntton  $h^* = lab^*h = 26/360 = 0.074$   
 $lab^*tch$  und  $lab^*nch$

D50: Buntton R  
 LCH\*Ma: 49 76 26  
 olv\*Ma: 1.0 0.0 0.3

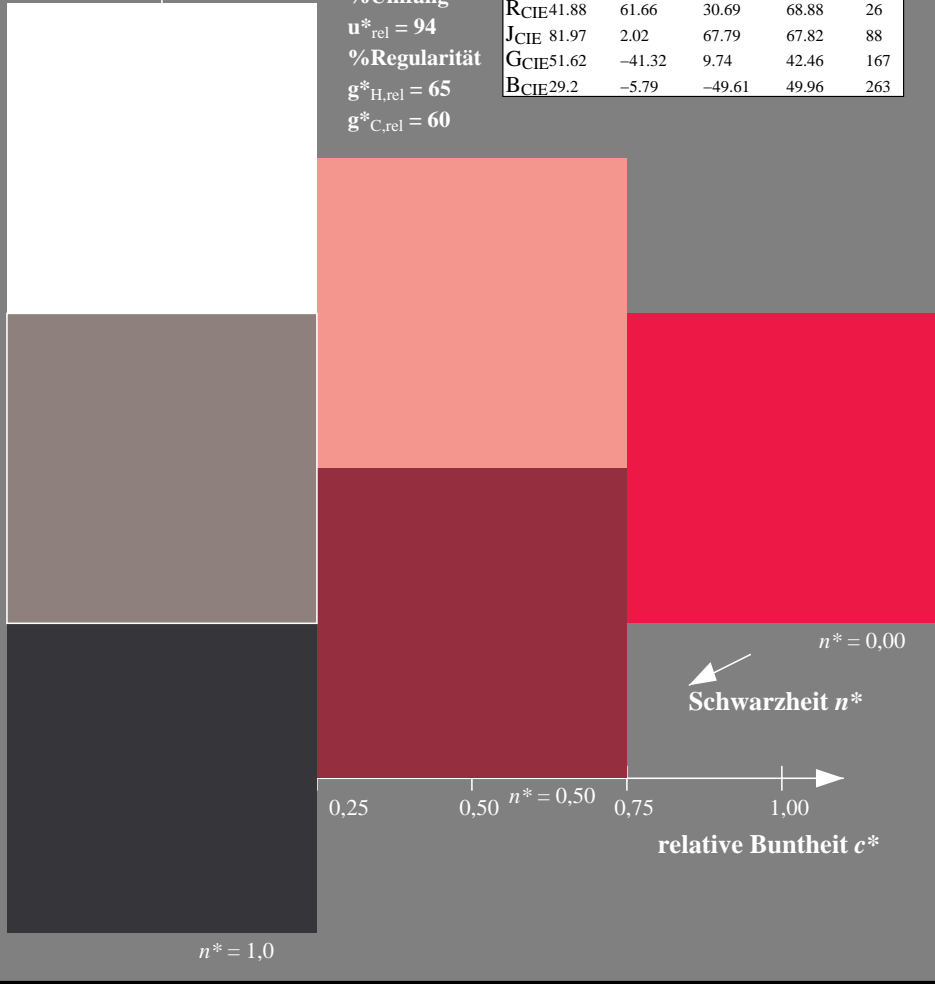
Dreiecks-Helligkeit  $t^*$



**ORS18; adaptierte CIELAB-Daten**

	$L^*=L^*_a$	$a^*_a$	$b^*_a$	$C^*_{ab,a}$	$h^*_{ab,a}$
OMa	47.94	65.05	50.54	82.38	38
YMa	91.0	-4.72	90.58	90.7	93
LMa	50.9	-63.18	34.98	72.22	151
CMa	56.99	-39.34	-48.1	62.16	231
VMa	25.72	30.89	-44.4	54.09	305
MMa	49.99	75.76	-4.64	75.9	356
NMa	18.09	0.0	0.0	0.0	0
WMa	95.46	0.0	0.0	0.0	0
RCIE	41.88	61.66	30.69	68.88	26
JCIE	81.97	2.02	67.79	67.82	88
GCIE	51.62	-41.32	9.74	42.46	167
BCIE	29.2	-5.79	-49.61	49.96	263

%Umfang  
 $u^*_{rel} = 94$   
 %Regularität  
 $g^*_{H,rel} = 65$   
 $g^*_{C,rel} = 60$

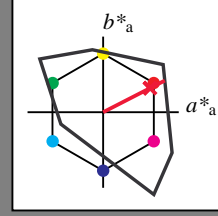


Ausgabe: Farbmétrisches Fernseh-Licht-System TLS00

für Buntton  $h^* = lab^*h = 27/360 = 0.075$   
 $lab^*tch$  und  $lab^*nch$

D50: Buntton R  
 LCH\*Ma: 55 92 27  
 olv\*Ma: 1.0 0.0 0.18

Dreiecks-Helligkeit  $t^*$



**TLS00; adaptierte CIELAB-Daten**

	$L^*=L^*_a$	$a^*_a$	$b^*_a$	$C^*_{ab,a}$	$h^*_{ab,a}$
OMa	54.19	79.36	63.0	101.33	38
YMa	93.44	-14.18	82.59	83.8	100
LMa	82.82	-83.73	70.41	109.41	140
CMa	85.22	-55.9	-15.78	58.1	196
VMa	25.61	67.05	-108.87	127.87	302
MMa	58.76	91.18	-53.69	105.82	330
NMa	0.01	0.0	0.0	0.0	0
WMa	95.41	0.0	0.0	0.0	0
RCIE	41.88	62.0	31.82	69.69	27
JCIE	81.97	1.81	71.59	71.61	89
GCIE	51.62	-41.11	11.52	42.7	164
BCIE	29.2	-5.27	-49.33	49.62	264

%Umfang  
 $u^*_{rel} = 156$   
 %Regularität  
 $g^*_{H,rel} = 26$   
 $g^*_{C,rel} = 45$

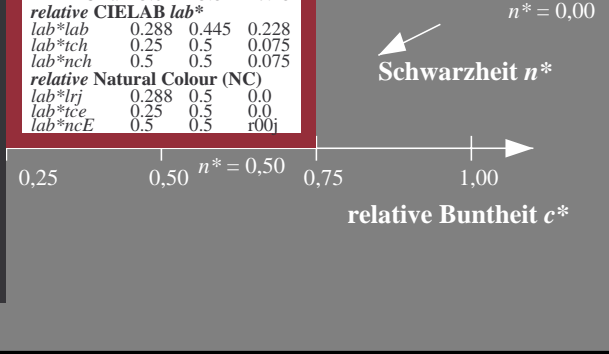
**relative Inform. Technology (IT)**  
 $olvi3^* = 1.0 \ 1.0 \ 1.0 \ (1.0)$   
 $cmyn3^* = 0.0 \ 0.0 \ 0.0 \ (0.0)$   
 $olvi4^* = 1.0 \ 1.0 \ 1.0 \ 1.0$   
 $cmyn4^* = 0.0 \ 0.0 \ 0.0 \ 0.0$   
**standard and adapted CIELAB**  
 $LAB^*LAB = 95.41 \ 0.0 \ 0.0$   
 $LAB^*LABa = 95.41 \ 0.0 \ 0.0$   
 $LAB^*TCHa = 99.99 \ 0.01 \ -$   
**relative CIELAB lab\***  
 $lab^*lab = 1.0 \ 0.0 \ 0.0$   
 $lab^*tch = 1.0 \ 0.0 \ -$   
 $lab^*nch = 0.0 \ 0.0 \ -$   
**relative Natural Colour (NC)**  
 $lab^*lrj = 1.0 \ 0.0 \ 0.0$   
 $lab^*tce = 1.0 \ 0.0 \ -$   
 $lab^*nce = 0.0 \ 0.0 \ -$

**relative Inform. Technology (IT)**  
 $olvi3^* = 1.0 \ 0.5 \ 0.591 \ (1.0)$   
 $cmyn3^* = 0.0 \ 0.5 \ 0.409 \ (0.0)$   
 $olvi4^* = 1.0 \ 0.5 \ 0.591 \ 1.0$   
 $cmyn4^* = 0.0 \ 0.5 \ 0.409 \ 0.0$   
**standard and adapted CIELAB**  
 $LAB^*LAB = 75.21 \ 40.74 \ 20.91$   
 $LAB^*LABa = 75.21 \ 40.74 \ 20.91$   
 $LAB^*TCHa = 75.0 \ 45.8 \ 27.17$   
**relative CIELAB lab\***  
 $lab^*lab = 0.788 \ 0.445 \ 0.228$   
 $lab^*tch = 0.75 \ 0.5 \ 0.075$   
 $lab^*nch = 0.0 \ 0.5 \ 0.075$   
**relative Natural Colour (NC)**  
 $lab^*lrj = 0.788 \ 0.5 \ 0.0$   
 $lab^*tce = 0.75 \ 0.5 \ 1.0$   
 $lab^*nce = 0.0 \ 0.5 \ 0.97r$

**relative Inform. Technology (IT)**  
 $olvi3^* = 0.5 \ 0.5 \ 0.5 \ (1.0)$   
 $cmyn3^* = 0.5 \ 0.5 \ 0.5 \ (0.0)$   
 $olvi4^* = 1.0 \ 1.0 \ 1.0 \ 0.5$   
 $cmyn4^* = 0.0 \ 0.0 \ 0.0 \ 0.5$   
**standard and adapted CIELAB**  
 $LAB^*LAB = 47.72 \ 0.0 \ 0.0$   
 $LAB^*LABa = 47.72 \ 0.0 \ 0.0$   
 $LAB^*TCHa = 50.0 \ 0.01 \ -$   
**relative CIELAB lab\***  
 $lab^*lab = 0.5 \ 0.0 \ 0.0$   
 $lab^*tch = 0.5 \ 0.0 \ -$   
 $lab^*nch = 0.5 \ 0.0 \ -$   
**relative Natural Colour (NC)**  
 $lab^*lrj = 0.5 \ 0.0 \ 0.0$   
 $lab^*tce = 0.5 \ 0.0 \ -$   
 $lab^*nce = 0.5 \ 0.0 \ -$

**relative Inform. Technology (IT)**  
 $olvi3^* = 0.5 \ 0.0 \ 0.091 \ (1.0)$   
 $cmyn3^* = 0.5 \ 1.0 \ 0.909 \ (0.0)$   
 $olvi4^* = 1.0 \ 0.5 \ 0.591 \ 0.5$   
 $cmyn4^* = 0.0 \ 0.5 \ 0.409 \ 0.5$   
**standard and adapted CIELAB**  
 $LAB^*LAB = 27.52 \ 40.74 \ 20.92$   
 $LAB^*LABa = 27.52 \ 40.74 \ 20.92$   
 $LAB^*TCHa = 25.01 \ 45.8 \ 27.18$   
**relative CIELAB lab\***  
 $lab^*lab = 0.288 \ 0.445 \ 0.228$   
 $lab^*tch = 0.25 \ 0.5 \ 0.075$   
 $lab^*nch = 0.5 \ 0.5 \ 0.075$   
**relative Natural Colour (NC)**  
 $lab^*lrj = 0.288 \ 0.5 \ 0.0$   
 $lab^*tce = 0.25 \ 0.5 \ 0.0$   
 $lab^*nce = 0.5 \ 0.5 \ r00j$

**relative Inform. Technology (IT)**  
 $olvi3^* = 1.0 \ 0.0 \ 0.181 \ (1.0)$   
 $cmyn3^* = 0.0 \ 1.0 \ 0.819 \ (0.0)$   
 $olvi4^* = 1.0 \ 0.0 \ 0.182 \ 1.0$   
 $cmyn4^* = 0.0 \ 1.0 \ 0.818 \ 0.0$   
**standard and adapted CIELAB**  
 $LAB^*LAB = 55.02 \ 81.49 \ 41.83$   
 $LAB^*LABa = 55.02 \ 81.49 \ 41.83$   
 $LAB^*TCHa = 50.0 \ 91.6 \ 27.17$   
**relative CIELAB lab\***  
 $lab^*lab = 0.577 \ 0.889 \ 0.457$   
 $lab^*tch = 0.5 \ 1.0 \ 0.075$   
 $lab^*nch = 0.0 \ 1.0 \ 0.075$   
**relative Natural Colour (NC)**  
 $lab^*lrj = 0.577 \ 1.0 \ 0.0$   
 $lab^*tce = 0.5 \ 1.0 \ 0.0$   
 $lab^*nce = 0.0 \ 1.0 \ r00j$



**relative Inform. Technology (IT)**  
 $olvi3^* = 0.0 \ 0.0 \ 0.0 \ (1.0)$   
 $cmyn3^* = 1.0 \ 1.0 \ 1.0 \ (0.0)$   
 $olvi4^* = 1.0 \ 1.0 \ 1.0 \ 0.0$   
 $cmyn4^* = 0.0 \ 0.0 \ 0.0 \ 1.0$   
**standard and adapted CIELAB**  
 $LAB^*LAB = 0.03 \ 0.0 \ 0.0$   
 $LAB^*LABa = 0.03 \ 0.0 \ 0.0$   
 $LAB^*TCHa = 0.01 \ 0.01 \ -$   
**relative CIELAB lab\***  
 $lab^*lab = 0.0 \ 0.0 \ 0.0$   
 $lab^*tch = 0.0 \ 0.0 \ -$   
 $lab^*nch = 1.0 \ 0.0 \ -$   
**relative Natural Colour (NC)**  
 $lab^*lrj = 0.0 \ 0.0 \ 0.0$   
 $lab^*tce = 0.0 \ 0.0 \ -$   
 $lab^*nce = 1.0 \ 0.0 \ -$

**relative Inform. Technology (IT)**  
 $olvi3^* = 1.0 \ 0.0 \ 0.181 \ (1.0)$   
 $cmyn3^* = 0.0 \ 1.0 \ 0.819 \ (0.0)$   
 $olvi4^* = 1.0 \ 0.0 \ 0.182 \ 1.0$   
 $cmyn4^* = 0.0 \ 1.0 \ 0.818 \ 0.0$   
**standard and adapted CIELAB**  
 $LAB^*LAB = 55.02 \ 81.49 \ 41.83$   
 $LAB^*LABa = 55.02 \ 81.49 \ 41.83$   
 $LAB^*TCHa = 50.0 \ 91.6 \ 27.17$   
**relative CIELAB lab\***  
 $lab^*lab = 0.577 \ 0.889 \ 0.457$   
 $lab^*tch = 0.5 \ 1.0 \ 0.075$   
 $lab^*nch = 0.0 \ 1.0 \ 0.075$   
**relative Natural Colour (NC)**  
 $lab^*lrj = 0.577 \ 1.0 \ 0.0$   
 $lab^*tce = 0.5 \ 1.0 \ 0.0$   
 $lab^*nce = 0.0 \ 1.0 \ r00j$

QG000-7, 3 stufige Reihen für konstanten CIELAB Buntton 26/360 = 0.074 (links)

3 stufige Reihen für konstanten CIELAB Buntton 27/360 = 0.075 (rechts)

BAM-Prüfvorlage QG00; Farbmétrik-Systeme ORS18 & ORS18input:  $cmY0^* \ setcmykcolor$   
 D50: 3stufige Farbreihen und Koordinatendaten für 10 Bunttöne output: *Startup (S) data dependend*

Siehe ähnliche Dateien: <http://www.ps.bam.de/QG00/>  
 Technische Information: <http://www.ps.bam.de/Version 2.1, io=0.0?>

BAM-Registrierung: 20060101-QG00/10S/S00G06SP.PS/.PDF BAM-Material: Code=rh4ta  
 Anwendung für Beurteilung und Messung von Drucker- oder Monitorssystemen  
 /QG00/ Form: 7/10, Serie: 1/1, Seite: 7  
 Seitenlung 7

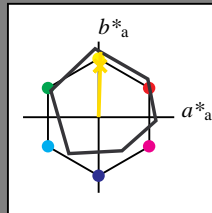
Eingabe: Farbmétrisches Offset-Reflektiv-System ORS18

für Buntton  $h^* = lab^*h = 88/360 = 0.245$

$lab^*tch$  und  $lab^*nch$

D50: Buntton J  
LCH\*Ma: 86 86 88  
olv\*Ma: 1.0 0.9 0.0


Dreiecks-Helligkeit  $t^*$



ORS18; adaptierte CIELAB-Daten

	$L^*=L^*_a$	$a^*_a$	$b^*_a$	$C^*_{ab,a}$	$h^*_{ab,a}$
OMa	47.94	65.05	50.54	82.38	38
YMa	91.0	-4.72	90.58	90.7	93
LMa	50.9	-63.18	34.98	72.22	151
CMa	56.99	-39.34	-48.1	62.16	231
VMa	25.72	30.89	-44.4	54.09	305
MMa	49.99	75.76	-4.64	75.9	356
NMa	18.09	0.0	0.0	0.0	0
WMa	95.46	0.0	0.0	0.0	0
RCIE	41.88	61.66	30.69	68.88	26
JCIE	81.97	2.02	67.79	67.82	88
GCIE	51.62	-41.32	9.74	42.46	167
BCIE	29.2	-5.79	-49.61	49.96	263

%Umfang  
 $u^*_{rel} = 94$   
%Regularität  
 $g^*_{H,rel} = 65$   
 $g^*_{C,rel} = 60$



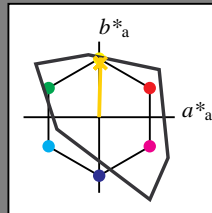
Ausgabe: Farbmétrisches Fernseh-Licht-System TLS00

für Buntton  $h^* = lab^*h = 89/360 = 0.246$

$lab^*tch$  und  $lab^*nch$

D50: Buntton J  
LCH\*Ma: 87 79 89  
olv\*Ma: 1.0 0.83 0.0

Dreiecks-Helligkeit  $t^*$



relative Inform. Technology (IT)

olvi3*	1.0	1.0	1.0	(1.0)
cmyn3*	0.0	0.0	0.0	(0.0)
olvi4*	1.0	1.0	1.0	1.0
cmyn4*	0.0	0.0	0.0	0.0

standard and adapted CIELAB

LAB*LAB	95.41	0.0	0.0
LAB*LABa	95.41	0.0	0.0
LAB*TCHa	99.99	0.01	-

relative CIELAB lab\*

lab*lab	1.0	0.0	0.0
lab*tch	1.0	0.0	-
lab*nch	0.0	0.0	-

relative Natural Colour (NC)

lab*lrj	1.0	0.0	0.0
lab*tce	1.0	0.0	-
lab*nce	0.0	0.0	-

%Umfang  
 $u^*_{rel} = 156$   
%Regularität  
 $g^*_{H,rel} = 26$   
 $g^*_{C,rel} = 45$

relative Inform. Technology (IT)

olvi3*	0.5	0.5	0.5	(1.0)
cmyn3*	0.5	0.5	0.5	(0.0)
olvi4*	1.0	1.0	1.0	0.5
cmyn4*	0.0	0.0	0.0	0.5

standard and adapted CIELAB

LAB*LAB	47.72	0.0	0.0
LAB*LABa	47.72	0.0	0.0
LAB*TCHa	50.0	0.01	-

relative CIELAB lab\*

lab*lab	0.5	0.0	0.0
lab*tch	0.5	0.0	-
lab*nch	0.5	0.0	-

relative Natural Colour (NC)

lab*lrj	0.5	0.0	0.0
lab*tce	0.5	0.0	-
lab*nce	0.5	0.0	-

relative Inform. Technology (IT)

olvi3*	0.0	0.0	0.0	(1.0)
cmyn3*	1.0	1.0	1.0	(0.0)
olvi4*	1.0	1.0	1.0	0.0
cmyn4*	0.0	0.0	0.0	1.0

standard and adapted CIELAB

LAB*LAB	0.03	0.0	0.0
LAB*LABa	0.03	0.0	0.0
LAB*TCHa	0.01	0.01	-

relative CIELAB lab\*

lab*lab	0.0	0.0	0.0
lab*tch	0.0	0.0	-
lab*nch	1.0	0.0	-

relative Natural Colour (NC)

lab*lrj	0.0	0.0	0.0
lab*tce	0.0	0.0	-
lab*nce	1.0	0.0	-

relative Inform. Technology (IT)

olvi3*	1.0	0.913	0.5	(1.0)
cmyn3*	0.0	0.087	0.5	(0.0)
olvi4*	1.0	0.914	0.5	1.0
cmyn4*	0.0	0.086	0.5	0.0

standard and adapted CIELAB

LAB*LAB	91.02	0.99	39.59
LAB*LABa	91.02	0.99	39.59
LAB*TCHa	75.0	39.61	88.56

relative CIELAB lab\*

lab*lab	0.954	0.013	0.5
lab*tch	0.75	0.5	0.246
lab*nch	0.0	0.5	0.246

relative Natural Colour (NC)

lab*lrj	0.954	0.0	0.5
lab*tce	0.75	0.5	0.25
lab*nce	0.0	0.5	j00g

relative Inform. Technology (IT)

olvi3*	0.5	0.413	0.0	(1.0)
cmyn3*	0.5	0.587	1.0	(0.0)
olvi4*	1.0	0.913	0.5	0.5
cmyn4*	0.0	0.087	0.5	0.5

standard and adapted CIELAB

LAB*LAB	43.33	1.0	39.59
LAB*LABa	43.33	1.0	39.59
LAB*TCHa	25.01	39.6	88.55

relative CIELAB lab\*

lab*lab	0.454	0.013	0.5
lab*tch	0.25	0.5	0.246
lab*nch	0.5	0.5	0.246

relative Natural Colour (NC)

lab*lrj	0.454	0.0	0.5
lab*tce	0.25	0.5	0.25
lab*nce	0.5	0.5	j99j



QG000-7, 3 stufige Reihen für konstanten CIELAB Buntton 88/360 = 0.245 (links)

3 stufige Reihen für konstanten CIELAB Buntton 89/360 = 0.246 (rechts)

BAM-Prüfvorlage QG00; Farbmétrik-Systeme ORS18 & ORS18input:  $cmY0^*$  setcmykcolor  
D50: 3stufige Farbreihen und Koordinatendaten für 10 Bunttöne output: Startup (S) data dependend

Siehe ähnliche Dateien: <http://www.ps.bam.de/QG00/>  
Technische Information: <http://www.ps.bam.de/Version 2.1, io=0.0?>

BAM-Registrierung: 20060101-QG00/10S/S00G07SP.PS/.PDF BAM-Material: Code=rh4ta  
Anwendung für Beurteilung und Messung von Drucker- oder Monitorssystemen  
/QG00/ Form: 8/10, Serie: 1/1, Seite: 8  
Seite 8 von 8

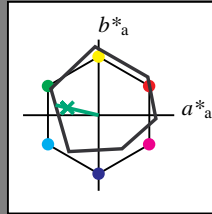


Eingabe: Farbmétrisches Offset-Reflektiv-System ORS18

für Buntton  $h^* = lab^*h = 167/360 = 0.463$   
 $lab^*tch$  und  $lab^*nch$

D50: Buntton G  
 LCH\*Ma: 52 59 167  
 olv\*Ma: 0.0 1.0 0.26

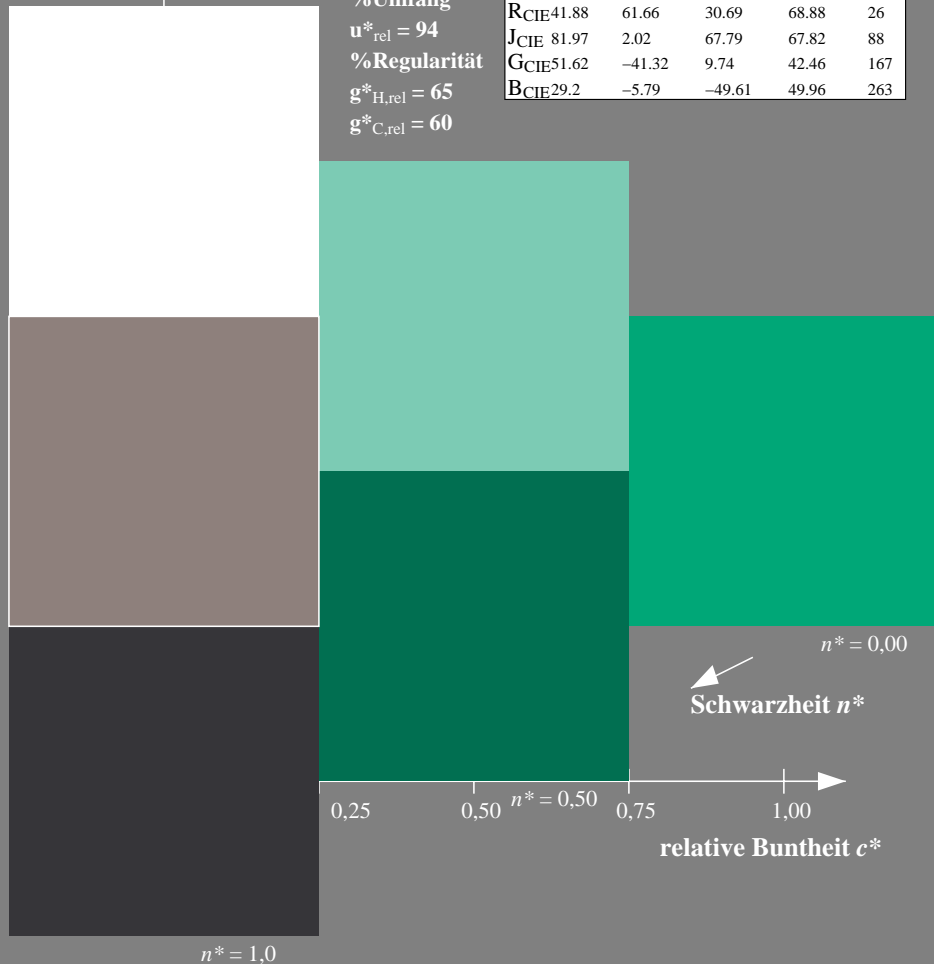
Dreiecks-Helligkeit  $t^*$



**ORS18; adaptierte CIELAB-Daten**

	$L^*=L^*_a$	$a^*_a$	$b^*_a$	$C^*_{ab,a}$	$h^*_{ab,a}$
OMa	47.94	65.05	50.54	82.38	38
YMa	91.0	-4.72	90.58	90.7	93
LMa	50.9	-63.18	34.98	72.22	151
CMa	56.99	-39.34	-48.1	62.16	231
VMa	25.72	30.89	-44.4	54.09	305
MMa	49.99	75.76	-4.64	75.9	356
NMa	18.09	0.0	0.0	0.0	0
WMa	95.46	0.0	0.0	0.0	0
RCIE	41.88	61.66	30.69	68.88	26
JCIE	81.97	2.02	67.79	67.82	88
GCIE	51.62	-41.32	9.74	42.46	167
BCIE	29.2	-5.79	-49.61	49.96	263

%Umfang  
 $u^*_{rel} = 94$   
 %Regularität  
 $g^*_{H,rel} = 65$   
 $g^*_{C,rel} = 60$

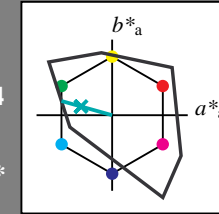


Ausgabe: Farbmétrisches Fernseh-Licht-System TLS00

für Buntton  $h^* = lab^*h = 164/360 = 0.457$   
 $lab^*tch$  und  $lab^*nch$

D50: Buntton G  
 LCH\*Ma: 84 70 164  
 olv\*Ma: 0.0 1.0 0.6

Dreiecks-Helligkeit  $t^*$



**relative Inform. Technology (IT)**

olvi3*	1.0	1.0	1.0	(1.0)
cmyn3*	0.0	0.0	0.0	(0.0)
olvi4*	1.0	1.0	1.0	1.0
cmyn4*	0.0	0.0	0.0	0.0

**standard and adapted CIELAB**

LAB*LAB	95.41	0.0	0.0
LAB*LABa	95.41	0.0	0.0
LAB*TCHa	99.99	0.01	-

**relative CIELAB lab\***

lab*lab	1.0	0.0	0.0
lab*tch	1.0	0.0	-
lab*nch	0.0	0.0	-

**relative Natural Colour (NC)**

lab*lrj	1.0	0.0	0.0
lab*tce	1.0	0.0	-
lab*nce	0.0	0.0	-

%Umfang  
 $u^*_{rel} = 156$   
 %Regularität  
 $g^*_{H,rel} = 26$   
 $g^*_{C,rel} = 45$

**relative Inform. Technology (IT)**

olvi3*	0.5	0.5	0.5	(1.0)
cmyn3*	0.5	0.5	0.5	(0.0)
olvi4*	1.0	1.0	1.0	0.5
cmyn4*	0.0	0.0	0.0	0.5

**standard and adapted CIELAB**

LAB*LAB	47.72	0.0	0.0
LAB*LABa	47.72	0.0	0.0
LAB*TCHa	50.0	0.01	-

**relative CIELAB lab\***

lab*lab	0.5	0.0	0.0
lab*tch	0.5	0.0	-
lab*nch	0.5	0.0	-

**relative Natural Colour (NC)**

lab*lrj	0.5	0.0	0.0
lab*tce	0.5	0.0	-
lab*nce	0.5	0.0	-

**relative Inform. Technology (IT)**

olvi3*	0.0	0.0	0.0	(1.0)
cmyn3*	1.0	1.0	1.0	(0.0)
olvi4*	1.0	1.0	1.0	0.0
cmyn4*	0.0	0.0	0.0	1.0

**standard and adapted CIELAB**

LAB*LAB	0.03	0.0	0.0
LAB*LABa	0.03	0.0	0.0
LAB*TCHa	0.01	0.01	-

**relative CIELAB lab\***

lab*lab	0.0	0.0	0.0
lab*tch	0.0	0.0	-
lab*nch	1.0	0.0	-

**relative Natural Colour (NC)**

lab*lrj	0.0	0.0	0.0
lab*tce	0.0	0.0	-
lab*nce	1.0	0.0	-

**TLS00; adaptierte CIELAB-Daten**

	$L^*=L^*_a$	$a^*_a$	$b^*_a$	$C^*_{ab,a}$	$h^*_{ab,a}$
OMa	54.19	79.36	63.0	101.33	38
YMa	93.44	-14.18	82.59	83.8	100
LMa	82.82	-83.73	70.41	109.41	140
CMa	85.22	-55.9	-15.78	58.1	196
VMa	25.61	67.05	-108.87	127.87	302
MMa	58.76	91.18	-53.69	105.82	330
NMa	0.01	0.0	0.0	0.0	0
WMa	95.41	0.0	0.0	0.0	0
RCIE	41.88	62.0	31.82	69.69	27
JCIE	81.97	1.81	71.59	71.61	89
GCIE	51.62	-41.11	11.52	42.7	164
BCIE	29.2	-5.27	-49.33	49.62	264

**relative Inform. Technology (IT)**

olvi3*	0.5	1.0	0.799	(1.0)
cmyn3*	0.5	0.0	0.201	(0.0)
olvi4*	0.5	1.0	0.8	1.0
cmyn4*	0.5	0.0	0.2	0.0

**standard and adapted CIELAB**

LAB*LAB	89.83	-33.52	9.39
LAB*LABa	89.83	-33.52	9.39
LAB*TCHa	75.0	34.82	164.36

**relative CIELAB lab\***

lab*lab	0.941	-0.48	0.135
lab*tch	0.75	0.5	0.457
lab*nch	0.0	0.5	0.457

**relative Natural Colour (NC)**

lab*lrj	0.941	-0.499	0.0
lab*tce	0.75	0.5	0.5
lab*nce	0.0	0.5	g00b

**relative Inform. Technology (IT)**

olvi3*	0.0	0.5	0.299	(1.0)
cmyn3*	1.0	0.5	0.701	(0.0)
olvi4*	0.5	1.0	0.799	0.5
cmyn4*	0.5	0.0	0.201	0.5

**standard and adapted CIELAB**

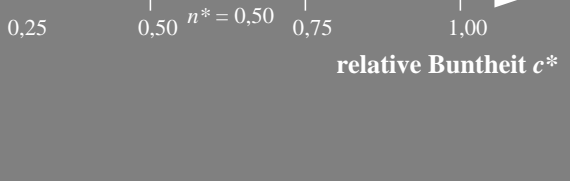
LAB*LAB	42.13	-33.52	9.4
LAB*LABa	42.13	-33.52	9.4
LAB*TCHa	25.01	34.82	164.34

**relative CIELAB lab\***

lab*lab	0.442	-0.48	0.135
lab*tch	0.25	0.5	0.457
lab*nch	0.5	0.5	0.457

**relative Natural Colour (NC)**

lab*lrj	0.442	-0.499	0.0
lab*tce	0.25	0.5	0.5
lab*nce	0.5	0.5	g99g



**relative Inform. Technology (IT)**

olvi3*	0.0	1.0	0.599	(1.0)
cmyn3*	1.0	0.0	0.401	(0.0)
olvi4*	0.0	1.0	0.599	1.0
cmyn4*	1.0	0.0	0.401	0.0

**standard and adapted CIELAB**

LAB*LAB	84.25	-67.05	18.79
LAB*LABa	84.25	-67.05	18.79
LAB*TCHa	50.0	69.64	164.35

**relative CIELAB lab\***

lab*lab	0.883	-0.962	0.27
lab*tch	0.5	1.0	0.457
lab*nch	0.0	1.0	0.457

**relative Natural Colour (NC)**

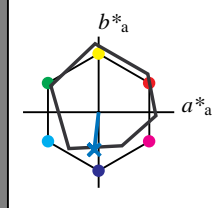
lab*lrj	0.883	-0.999	0.0
lab*tce	0.5	1.0	0.5
lab*nce	0.0	1.0	g00b

Eingabe: Farbmétrisches Offset-Reflektiv-System ORS18

für Buntton  $h^* = lab^*h = 263/360 = 0.731$   
 $lab^*tch$  und  $lab^*nch$

D50: Buntton B  
LCH\*Ma: 42 47 263  
olv\*Ma: 0.0 0.52 1.0

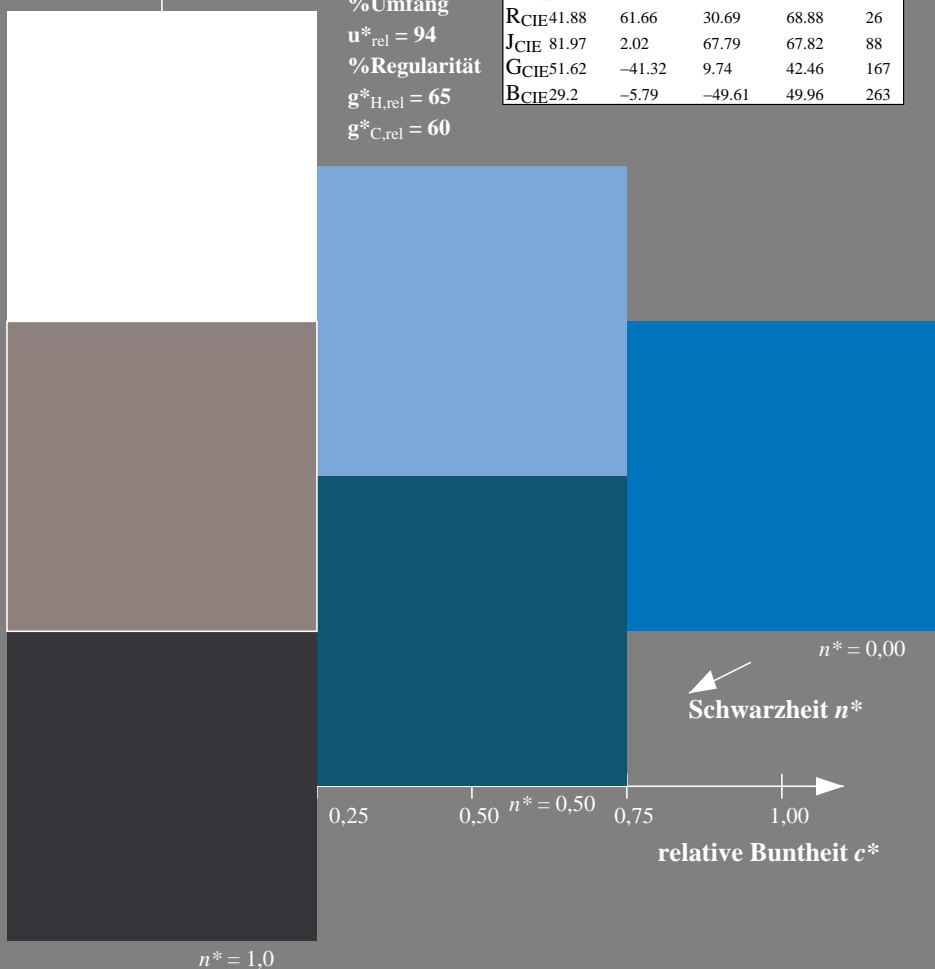
Dreiecks-Helligkeit  $t^*$



ORS18; adaptierte CIELAB-Daten

	$L^*=L^*_a$	$a^*_a$	$b^*_a$	$C^*_{ab,a}$	$h^*_{ab,a}$
OMa	47.94	65.05	50.54	82.38	38
YMa	91.0	-4.72	90.58	90.7	93
LMa	50.9	-63.18	34.98	72.22	151
CMa	56.99	-39.34	-48.1	62.16	231
VMa	25.72	30.89	-44.4	54.09	305
MMa	49.99	75.76	-4.64	75.9	356
NMa	18.09	0.0	0.0	0.0	0
WMa	95.46	0.0	0.0	0.0	0
RCIE	41.88	61.66	30.69	68.88	26
JCIE	81.97	2.02	67.79	67.82	88
GCIE	51.62	-41.32	9.74	42.46	167
BCIE	29.2	-5.79	-49.61	49.96	263

%Umfang  
 $u^*_{rel} = 94$   
%Regularität  
 $g^*_{H,rel} = 65$   
 $g^*_{C,rel} = 60$

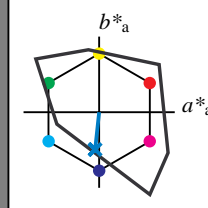


Ausgabe: Farbmétrisches Fernseh-Licht-System TLS00

für Buntton  $h^* = lab^*h = 264/360 = 0.733$   
 $lab^*tch$  und  $lab^*nch$

D50: Buntton B  
LCH\*Ma: 61 54 264  
olv\*Ma: 0.0 0.59 1.0

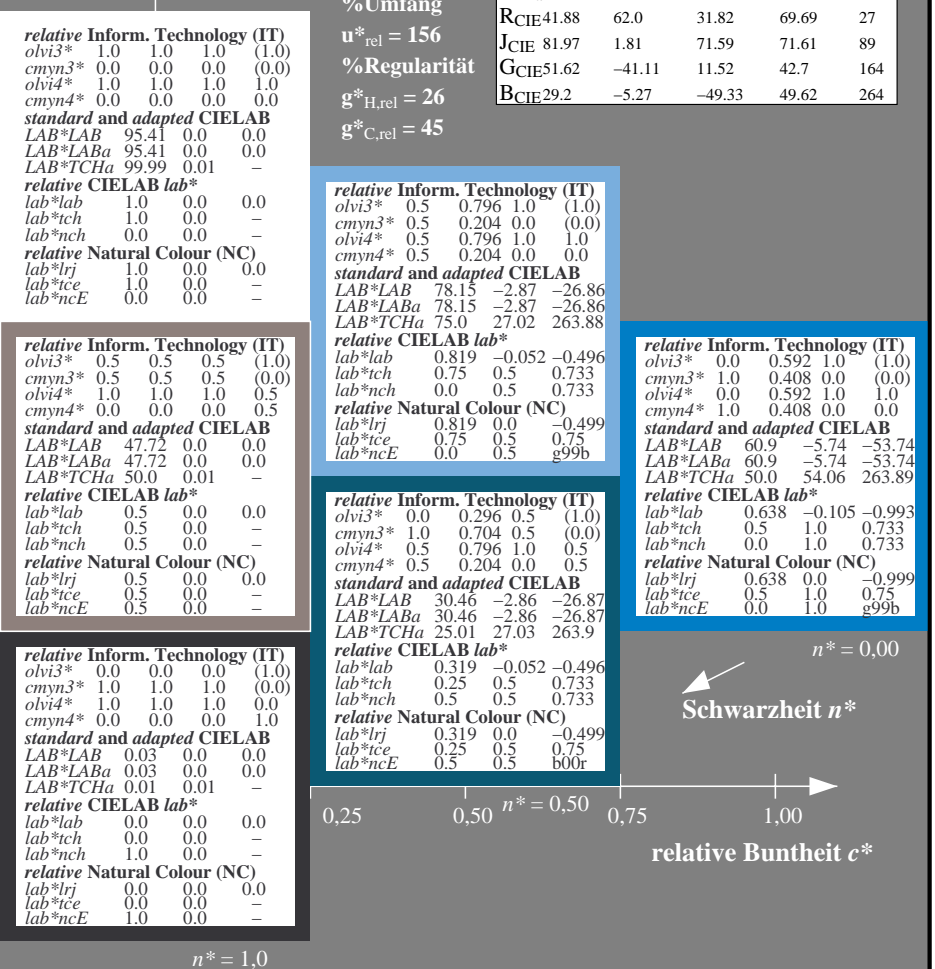
Dreiecks-Helligkeit  $t^*$



TLS00; adaptierte CIELAB-Daten

	$L^*=L^*_a$	$a^*_a$	$b^*_a$	$C^*_{ab,a}$	$h^*_{ab,a}$
OMa	54.19	79.36	63.0	101.33	38
YMa	93.44	-14.18	82.59	83.8	100
LMa	82.82	-83.73	70.41	109.41	140
CMa	85.22	-55.9	-15.78	58.1	196
VMa	25.61	67.05	-108.87	127.87	302
MMa	58.76	91.18	-53.69	105.82	330
NMa	0.01	0.0	0.0	0.0	0
WMa	95.41	0.0	0.0	0.0	0
RCIE	41.88	62.0	31.82	69.69	27
JCIE	81.97	1.81	71.59	71.61	89
GCIE	51.62	-41.11	11.52	42.7	164
BCIE	29.2	-5.27	-49.33	49.62	264

%Umfang  
 $u^*_{rel} = 156$   
%Regularität  
 $g^*_{H,rel} = 26$   
 $g^*_{C,rel} = 45$



Siehe ähnliche Dateien: <http://www.ps.bam.de/QG00/>  
Technische Information: <http://www.ps.bam.de/Version 2.1, io=0.0?>

BAM-Registrierung: 20060101-QG00/10S/S00G09SP.PS/.PDF BAM-Material: Code=rh4ta  
Anwendung für Beurteilung und Messung von Drucker- oder Monitorsystemen  
/QG00/ Form: 1010Serie: 1/1, Seite: 10  
Seite: 10