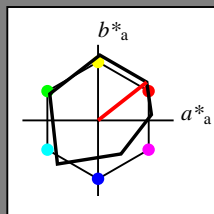


Input: Colorimetric Offset Reflective System ORS18

for hue $h^* = lab^*h = 38/360 = 0.106$
 lab^*ich and lab^*nch

A: hue O
 LCH*Ma: 48 82 38
 olv*Ma: 1.0 0.0 0.0

triangle lightness t^*



%Gamut
 $u^*_{rel} = 96$
 %Regularity
 $g^*_{H,rel} = -385$
 $g^*_{C,rel} = 62$

ORS18; adapted (a) CIELAB data

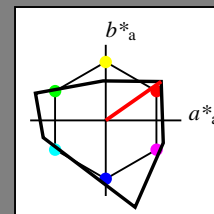
	$L^*=L^*_a$	a^*_a	b^*_a	$C^*_{ab,a}$	$h^*_{ab,a}$
OMa	47.94	64.42	50.58	81.9	38
YMa	92.62	2.41	86.36	86.39	88
LMa	50.9	-63.82	35.02	72.81	151
CMa	51.25	-53.68	-57.69	78.82	227
VMa	25.72	30.34	-44.37	53.76	304
MMa	56.25	70.59	7.57	70.99	6
NMa	18.11	0.0	0.0	0.0	0
WMa	95.6	0.0	0.0	0.0	0
RCIE	47.79	60.85	41.08	73.41	34
JCIE	83.82	6.52	66.9	67.22	84
GCIE	49.0	-36.83	2.78	36.95	176
BCIE	25.14	-18.35	-56.22	59.15	252

Output: Colorimetric Television Luminous System TLS00

for hue $h^* = lab^*h = 35/360 = 0.097$
 lab^*ich and lab^*nch

A: hue O
 LCH*Ma: 66 90 35
 olv*Ma: 1.0 0.0 0.0

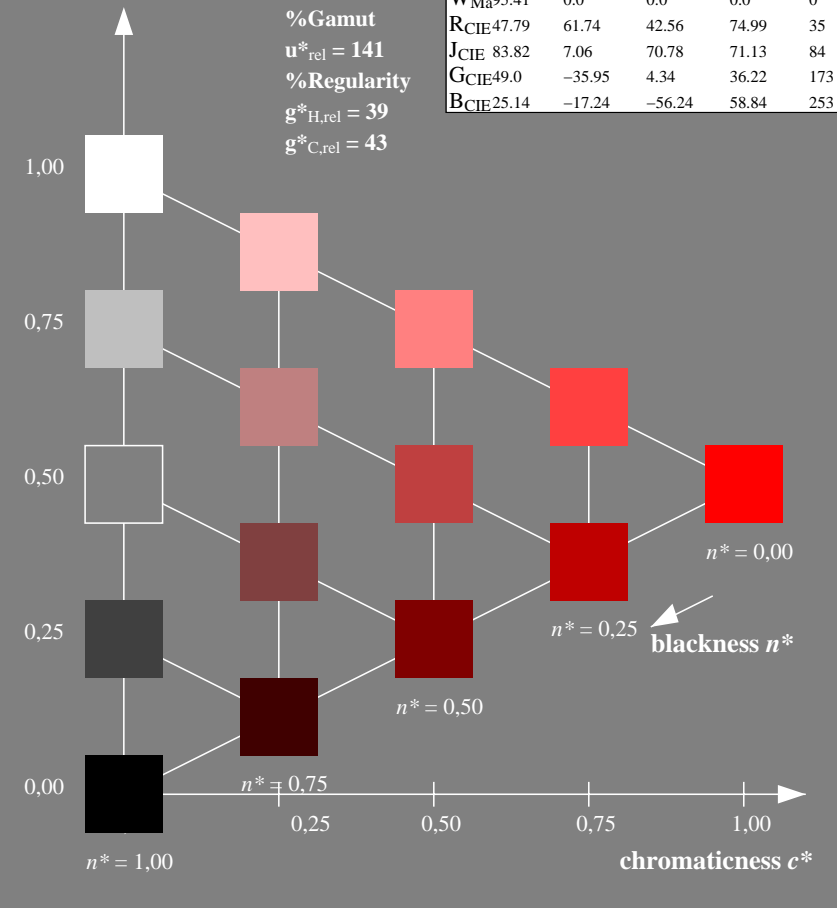
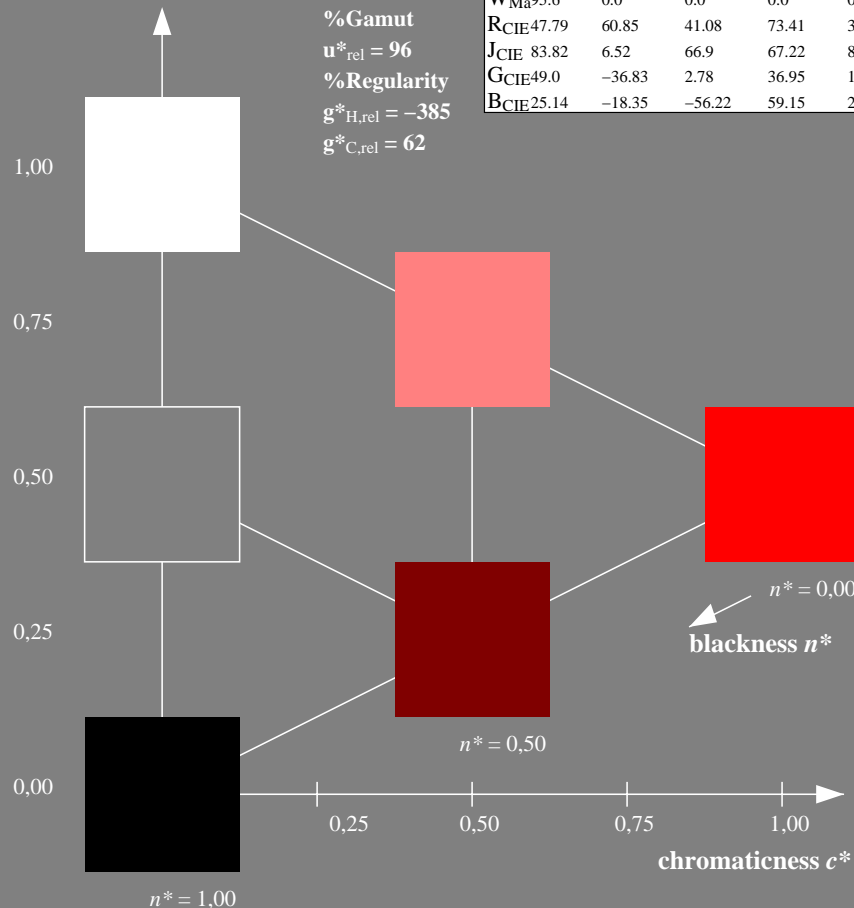
triangle lightness t^*



%Gamut
 $u^*_{rel} = 141$
 %Regularity
 $g^*_{H,rel} = 39$
 $g^*_{C,rel} = 43$

TLS00; adapted (a) CIELAB data

	$L^*=L^*_a$	a^*_a	b^*_a	$C^*_{ab,a}$	$h^*_{ab,a}$
OMa	65.56	73.34	51.39	89.55	35
YMa	94.78	-3.49	52.24	52.36	94
LMa	77.48	-92.97	36.0	99.71	159
CMa	78.36	-82.69	-22.74	85.77	195
VMa	12.55	38.81	-114.81	121.2	289
MMa	66.71	76.08	-29.8	81.71	339
NMa	0.01	0.0	0.0	0.0	0
WMa	95.41	0.0	0.0	0.0	0
RCIE	47.79	61.74	42.56	74.99	35
JCIE	83.82	7.06	70.78	71.13	84
GCIE	49.0	-35.95	4.34	36.22	173
BCIE	25.14	-17.24	-56.24	58.84	253



RE600-7, 3 step scales for constant CIELAB hue 38/360 = 0.106 (left)

5 step scales for constant CIELAB hue 35/360 = 0.097 (right)

BAM-test chart RE60; Colorimetric systems ORS18 & TLS00
 A: 3 and 5 step colour scales for 10 hues

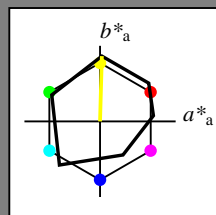
input: olv* setrgbcolor
 output: no change compared to input

Input: Colorimetric Offset Reflective System ORS18

for hue $h^* = lab^*h = 88/360 = 0.246$
 lab^*ich and lab^*nch

A: hue Y
 LCH*Ma: 93 86 88
 olv*Ma: 1.0 1.0 0.0

triangle lightness t^*



%Gamut
 $u^*_{rel} = 96$
 %Regularity
 $g^*_{H,rel} = -385$
 $g^*_{C,rel} = 62$

ORS18; adapted (a) CIELAB data

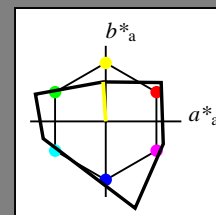
	$L^*=L^*_a$	a^*_a	b^*_a	$C^*_{ab,a}$	$h^*_{ab,a}$
OMa	47.94	64.42	50.58	81.9	38
YMa	92.62	2.41	86.36	86.39	88
LMa	50.9	-63.82	35.02	72.81	151
CMa	51.25	-53.68	-57.69	78.82	227
VMa	25.72	30.34	-44.37	53.76	304
MMa	56.25	70.59	7.57	70.99	6
NMa	18.11	0.0	0.0	0.0	0
WMa	95.6	0.0	0.0	0.0	0
RCIE	47.79	60.85	41.08	73.41	34
JCIE	83.82	6.52	66.9	67.22	84
GCIE	49.0	-36.83	2.78	36.95	176
BCIE	25.14	-18.35	-56.22	59.15	252

Output: Colorimetric Television Luminous System TLS00

for hue $h^* = lab^*h = 94/360 = 0.261$
 lab^*ich and lab^*nch

A: hue Y
 LCH*Ma: 95 52 94
 olv*Ma: 1.0 1.0 0.0

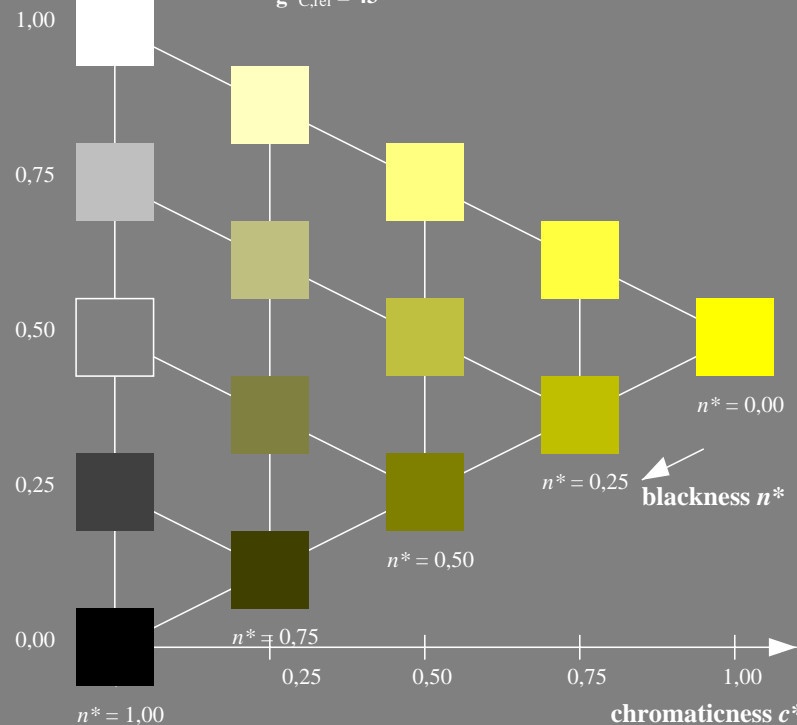
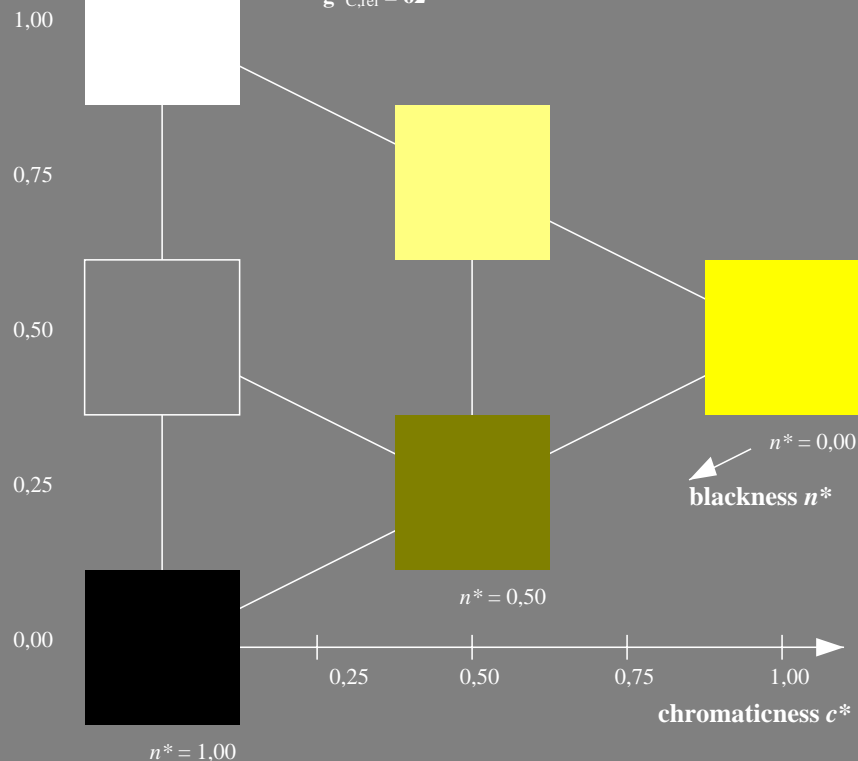
triangle lightness t^*



%Gamut
 $u^*_{rel} = 141$
 %Regularity
 $g^*_{H,rel} = 39$
 $g^*_{C,rel} = 43$

TLS00; adapted (a) CIELAB data

	$L^*=L^*_a$	a^*_a	b^*_a	$C^*_{ab,a}$	$h^*_{ab,a}$
OMa	65.56	73.34	51.39	89.55	35
YMa	94.78	-3.49	52.24	52.36	94
LMa	77.48	-92.97	36.0	99.71	159
CMa	78.36	-82.69	-22.74	85.77	195
VMa	12.55	38.81	-114.81	121.2	289
MMa	66.71	76.08	-29.8	81.71	339
NMa	0.01	0.0	0.0	0.0	0
WMa	95.41	0.0	0.0	0.0	0
RCIE	47.79	61.74	42.56	74.99	35
JCIE	83.82	7.06	70.78	71.13	84
GCIE	49.0	-35.95	4.34	36.22	173
BCIE	25.14	-17.24	-56.24	58.84	253



RE600-7, 3 step scales for constant CIELAB hue 88/360 = 0.246 (left)

5 step scales for constant CIELAB hue 94/360 = 0.261 (right)

BAM-test chart RE60; Colorimetric systems ORS18 & TLS00
 A: 3 and 5 step colour scales for 10 hues

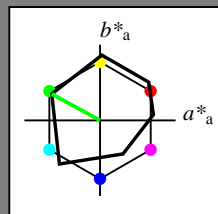
input: olv* setrgbcolor
 output: no change compared to input

Input: Colorimetric Offset Reflective System ORS18

for hue $h^* = lab^*h = 151/360 = 0.42$
 lab^*ich and lab^*nch

A: hue L
 LCH*Ma: 51 73 151
 olv*Ma: 0.0 1.0 0.0

triangle lightness t^*



%Gamut
 $u^*_{rel} = 96$
 %Regularity
 $g^*_{H,rel} = -385$
 $g^*_{C,rel} = 62$

ORS18; adapted (a) CIELAB data

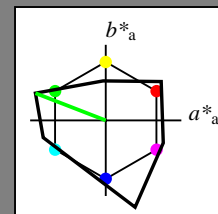
	$L^*=L^*_a$	a^*_a	b^*_a	$C^*_{ab,a}$	$h^*_{ab,a}$
OMa	47.94	64.42	50.58	81.9	38
YMa	92.62	2.41	86.36	86.39	88
LMa	50.9	-63.82	35.02	72.81	151
CMa	51.25	-53.68	-57.69	78.82	227
VMa	25.72	30.34	-44.37	53.76	304
MMa	56.25	70.59	7.57	70.99	6
NMa	18.11	0.0	0.0	0.0	0
WMa	95.6	0.0	0.0	0.0	0
RCIE	47.79	60.85	41.08	73.41	34
JCIE	83.82	6.52	66.9	67.22	84
GCIE	49.0	-36.83	2.78	36.95	176
BCIE	25.14	-18.35	-56.22	59.15	252

Output: Colorimetric Television Luminous System TLS00

for hue $h^* = lab^*h = 159/360 = 0.441$
 lab^*ich and lab^*nch

A: hue L
 LCH*Ma: 77 100 159
 olv*Ma: 0.0 1.0 0.0

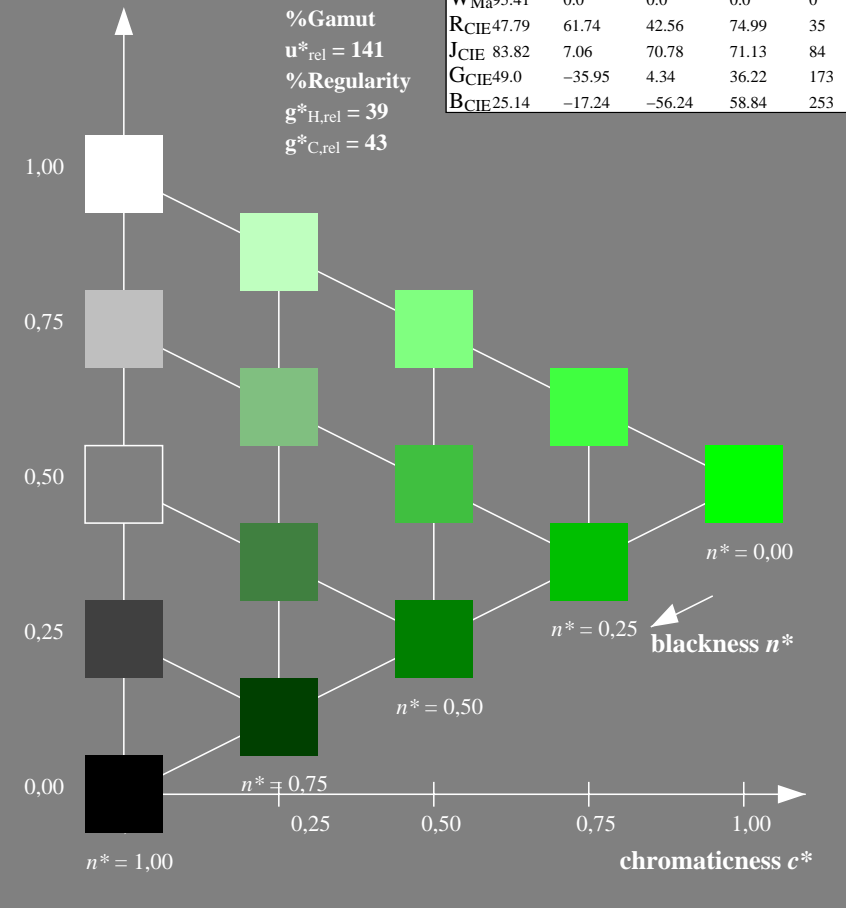
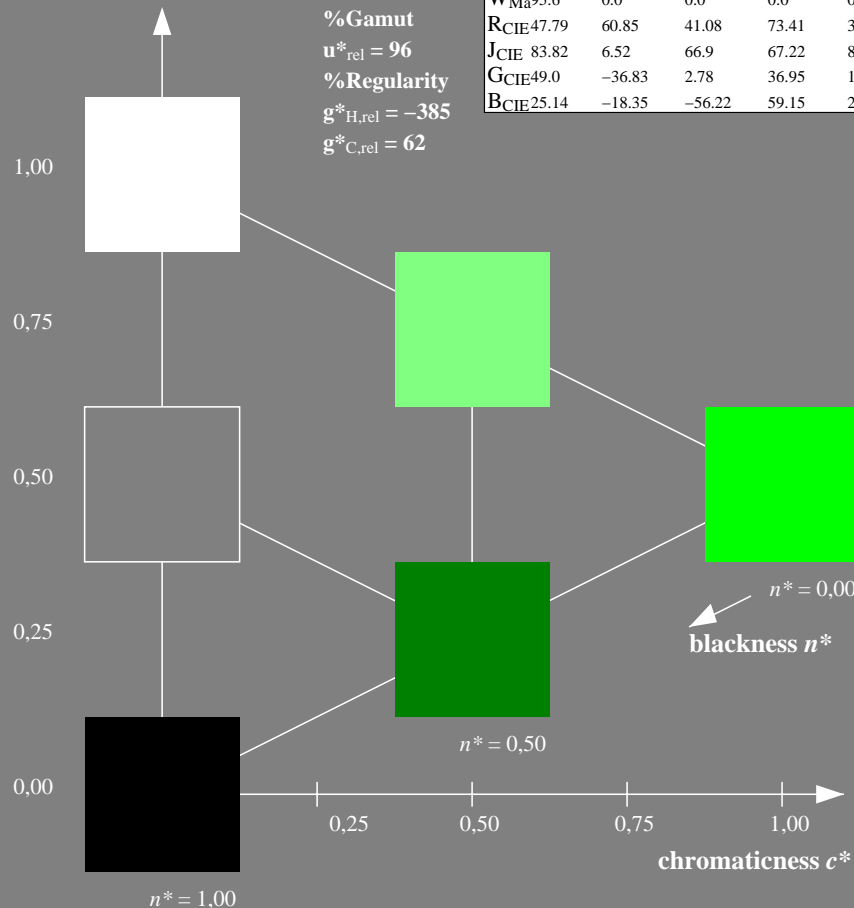
triangle lightness t^*



%Gamut
 $u^*_{rel} = 141$
 %Regularity
 $g^*_{H,rel} = 39$
 $g^*_{C,rel} = 43$

TLS00; adapted (a) CIELAB data

	$L^*=L^*_a$	a^*_a	b^*_a	$C^*_{ab,a}$	$h^*_{ab,a}$
OMa	65.56	73.34	51.39	89.55	35
YMa	94.78	-3.49	52.24	52.36	94
LMa	77.48	-92.97	36.0	99.71	159
CMa	78.36	-82.69	-22.74	85.77	195
VMa	12.55	38.81	-114.81	121.2	289
MMa	66.71	76.08	-29.8	81.71	339
NMa	0.01	0.0	0.0	0.0	0
WMa	95.41	0.0	0.0	0.0	0
RCIE	47.79	61.74	42.56	74.99	35
JCIE	83.82	7.06	70.78	71.13	84
GCIE	49.0	-35.95	4.34	36.22	173
BCIE	25.14	-17.24	-56.24	58.84	253



RE600-7, 3 step scales for constant CIELAB hue 151/360 = 0.42 (left)

5 step scales for constant CIELAB hue 159/360 = 0.441 (right)

BAM-test chart RE60; Colorimetric systems ORS18 & TLS00
 A: 3 and 5 step colour scales for 10 hues

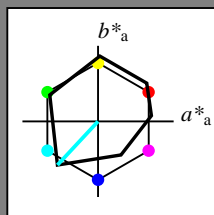
input: olv* setrgbcolor
 output: no change compared to input

Input: Colorimetric Offset Reflective System ORS18

for hue $h^* = lab^*h = 227/360 = 0.631$
 lab^*ich and lab^*nch

A: hue C
 LCH*Ma: 51 79 227
 olv*Ma: 0.0 1.0 1.0

triangle lightness t^*



%Gamut
 $u^*_{rel} = 96$
 %Regularity
 $g^*_{H,rel} = -385$
 $g^*_{C,rel} = 62$

ORS18; adapted (a) CIELAB data

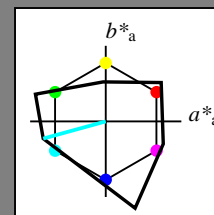
	$L^*=L^*_a$	a^*_a	b^*_a	$C^*_{ab,a}$	$h^*_{ab,a}$
OMa	47.94	64.42	50.58	81.9	38
YMa	92.62	2.41	86.36	86.39	88
LMa	50.9	-63.82	35.02	72.81	151
CMa	51.25	-53.68	-57.69	78.82	227
VMa	25.72	30.34	-44.37	53.76	304
MMa	56.25	70.59	7.57	70.99	6
NMa	18.11	0.0	0.0	0.0	0
WMa	95.6	0.0	0.0	0.0	0
RCIE	47.79	60.85	41.08	73.41	34
JCIE	83.82	6.52	66.9	67.22	84
GCIE	49.0	-36.83	2.78	36.95	176
BCIE	25.14	-18.35	-56.22	59.15	252

Output: Colorimetric Television Luminous System TLS00

for hue $h^* = lab^*h = 195/360 = 0.543$
 lab^*ich and lab^*nch

A: hue C
 LCH*Ma: 78 86 195
 olv*Ma: 0.0 1.0 1.0

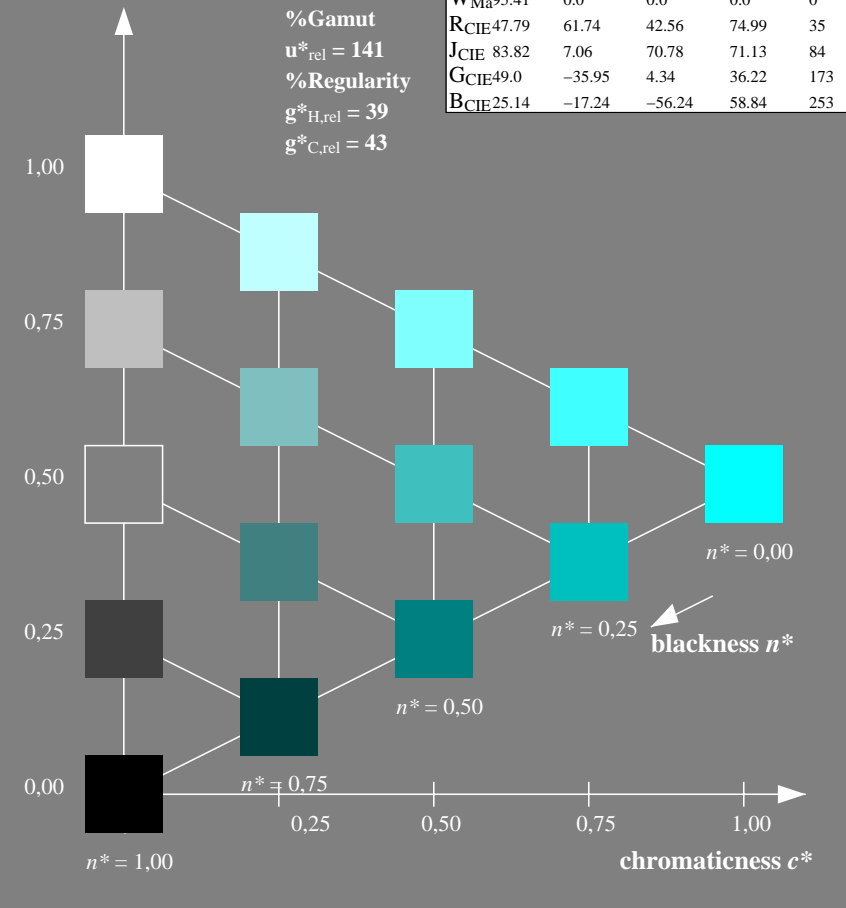
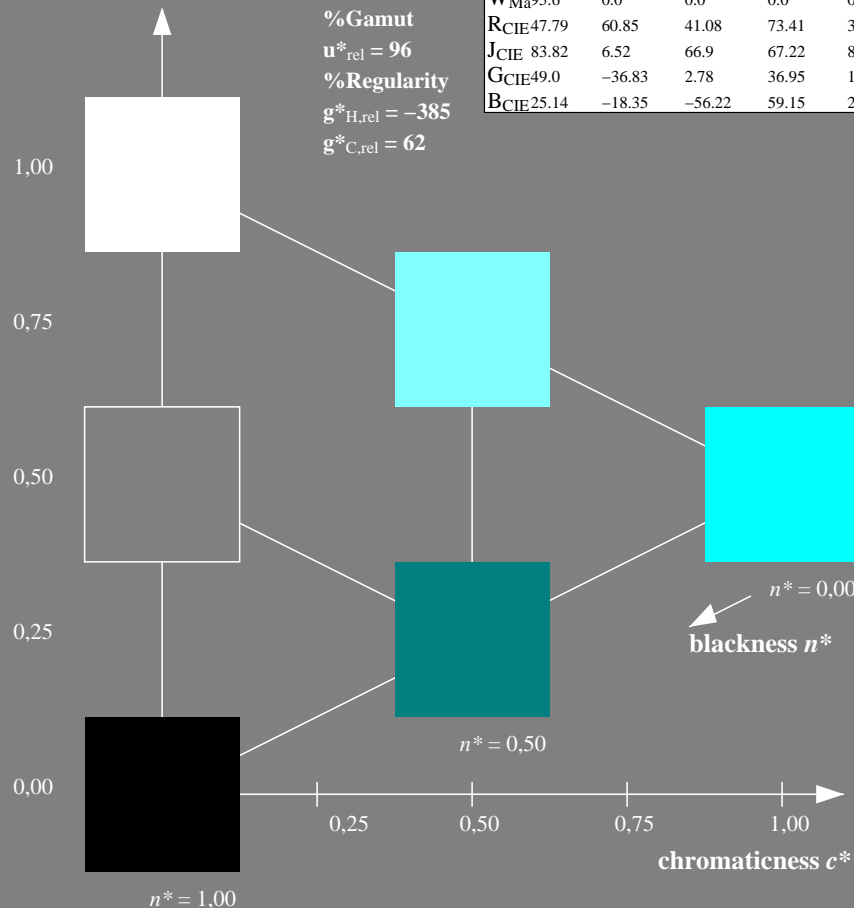
triangle lightness t^*



%Gamut
 $u^*_{rel} = 141$
 %Regularity
 $g^*_{H,rel} = 39$
 $g^*_{C,rel} = 43$

TLS00; adapted (a) CIELAB data

	$L^*=L^*_a$	a^*_a	b^*_a	$C^*_{ab,a}$	$h^*_{ab,a}$
OMa	65.56	73.34	51.39	89.55	35
YMa	94.78	-3.49	52.24	52.36	94
LMa	77.48	-92.97	36.0	99.71	159
CMa	78.36	-82.69	-22.74	85.77	195
VMa	12.55	38.81	-114.81	121.2	289
MMa	66.71	76.08	-29.8	81.71	339
NMa	0.01	0.0	0.0	0.0	0
WMa	95.41	0.0	0.0	0.0	0
RCIE	47.79	61.74	42.56	74.99	35
JCIE	83.82	7.06	70.78	71.13	84
GCIE	49.0	-35.95	4.34	36.22	173
BCIE	25.14	-17.24	-56.24	58.84	253



RE600-7, 3 step scales for constant CIELAB hue 227/360 = 0.631 (left)

5 step scales for constant CIELAB hue 195/360 = 0.543 (right)

BAM-test chart RE60; Colorimetric systems ORS18 & TLS00
 A: 3 and 5 step colour scales for 10 hues

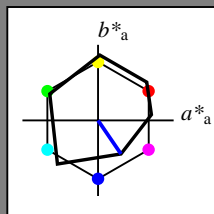
input: olv* setrgbcolor
 output: no change compared to input

Input: Colorimetric Offset Reflective System ORS18

for hue $h^* = lab^*h = 304/360 = 0.845$
 lab^*ich and lab^*nch

A: hue V
 LCH*Ma: 26 54 304
 olv*Ma: 0.0 0.0 1.0

triangle lightness t^*



%Gamut
 $u^*_{rel} = 96$
 %Regularity
 $g^*_{H,rel} = -385$
 $g^*_{C,rel} = 62$

ORS18; adapted (a) CIELAB data

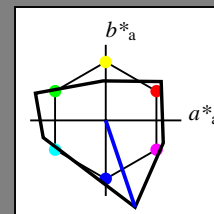
	$L^*=L^*_a$	a^*_a	b^*_a	$C^*_{ab,a}$	$h^*_{ab,a}$
OMa	47.94	64.42	50.58	81.9	38
YMa	92.62	2.41	86.36	86.39	88
LMa	50.9	-63.82	35.02	72.81	151
CMa	51.25	-53.68	-57.69	78.82	227
VMa	25.72	30.34	-44.37	53.76	304
MMa	56.25	70.59	7.57	70.99	6
NMa	18.11	0.0	0.0	0.0	0
WMa	95.6	0.0	0.0	0.0	0
RCIE	47.79	60.85	41.08	73.41	34
JCIE	83.82	6.52	66.9	67.22	84
GCIE	49.0	-36.83	2.78	36.95	176
BCIE	25.14	-18.35	-56.22	59.15	252

Output: Colorimetric Television Luminous System TLS00

for hue $h^* = lab^*h = 289/360 = 0.802$
 lab^*ich and lab^*nch

A: hue V
 LCH*Ma: 13 121 289
 olv*Ma: 0.0 0.0 1.0

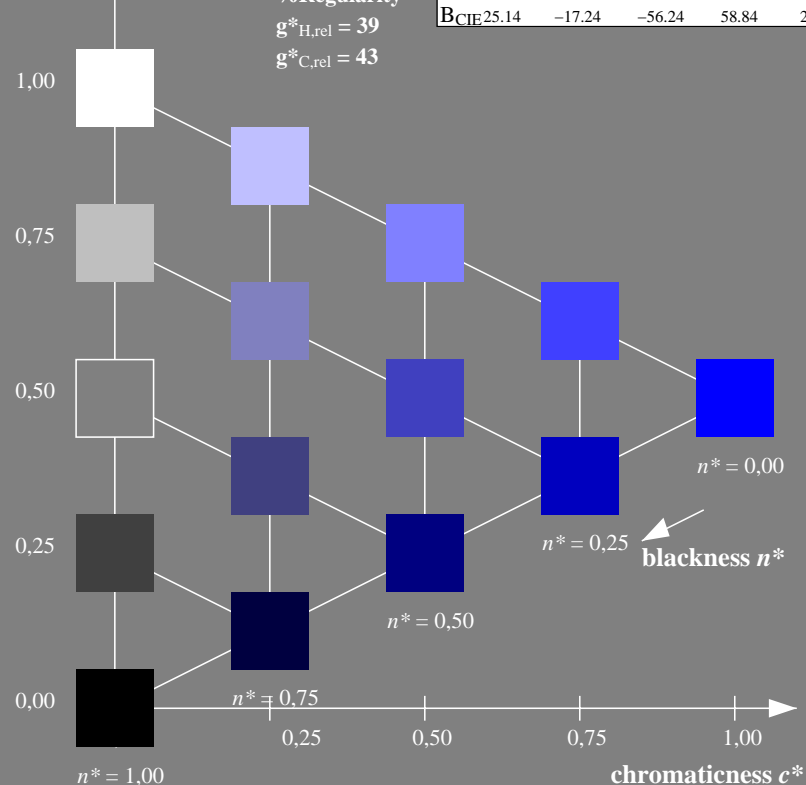
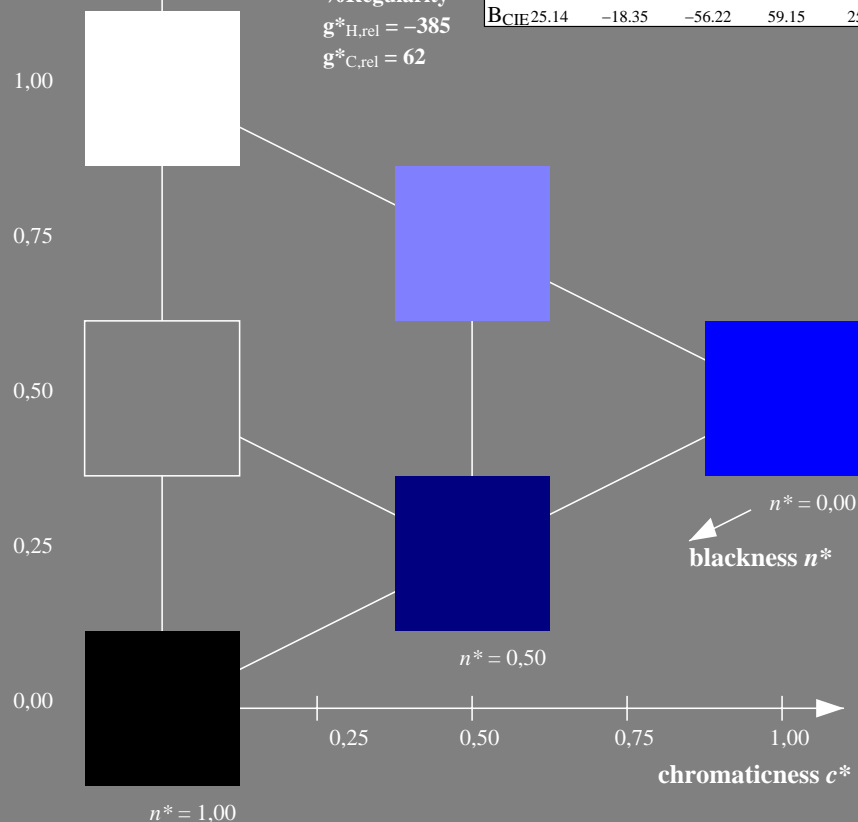
triangle lightness t^*



%Gamut
 $u^*_{rel} = 141$
 %Regularity
 $g^*_{H,rel} = 39$
 $g^*_{C,rel} = 43$

TLS00; adapted (a) CIELAB data

	$L^*=L^*_a$	a^*_a	b^*_a	$C^*_{ab,a}$	$h^*_{ab,a}$
OMa	65.56	73.34	51.39	89.55	35
YMa	94.78	-3.49	52.24	52.36	94
LMa	77.48	-92.97	36.0	99.71	159
CMa	78.36	-82.69	-22.74	85.77	195
VMa	12.55	38.81	-114.81	121.2	289
MMa	66.71	76.08	-29.8	81.71	339
NMa	0.01	0.0	0.0	0.0	0
WMa	95.41	0.0	0.0	0.0	0
RCIE	47.79	61.74	42.56	74.99	35
JCIE	83.82	7.06	70.78	71.13	84
GCIE	49.0	-35.95	4.34	36.22	173
BCIE	25.14	-17.24	-56.24	58.84	253



RE600-7, 3 step scales for constant CIELAB hue 304/360 = 0.845 (left)

5 step scales for constant CIELAB hue 289/360 = 0.802 (right)

BAM-test chart RE60; Colorimetric systems ORS18 & TLS00
 A: 3 and 5 step colour scales for 10 hues

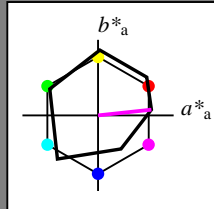
input: olv* setrgbcolor
 output: no change compared to input

Input: Colorimetric Offset Reflective System ORS18

for hue $h^* = lab^*h = 6/360 = 0.017$
 lab^*ich and lab^*nch

A: hue M
 LCH*Ma: 56 71 6
 olv*Ma: 1.0 0.0 1.0

triangle lightness t^*



%Gamut
 $u^*_{rel} = 96$
 %Regularity
 $g^*_{H,rel} = -385$
 $g^*_{C,rel} = 62$

ORS18; adapted (a) CIELAB data

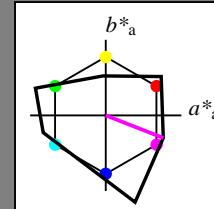
	$L^*=L^*_a$	a^*_a	b^*_a	$C^*_{ab,a}$	$h^*_{ab,a}$
OMa	47.94	64.42	50.58	81.9	38
YMa	92.62	2.41	86.36	86.39	88
LMa	50.9	-63.82	35.02	72.81	151
CMa	51.25	-53.68	-57.69	78.82	227
VMa	25.72	30.34	-44.37	53.76	304
MMa	56.25	70.59	7.57	70.99	6
NMa	18.11	0.0	0.0	0.0	0
WMa	95.6	0.0	0.0	0.0	0
RCIE	47.79	60.85	41.08	73.41	34
JCIE	83.82	6.52	66.9	67.22	84
GCIE	49.0	-36.83	2.78	36.95	176
BCIE	25.14	-18.35	-56.22	59.15	252

Output: Colorimetric Television Luminous System TLS00

for hue $h^* = lab^*h = 339/360 = 0.941$
 lab^*ich and lab^*nch

A: hue M
 LCH*Ma: 67 82 339
 olv*Ma: 1.0 0.0 1.0

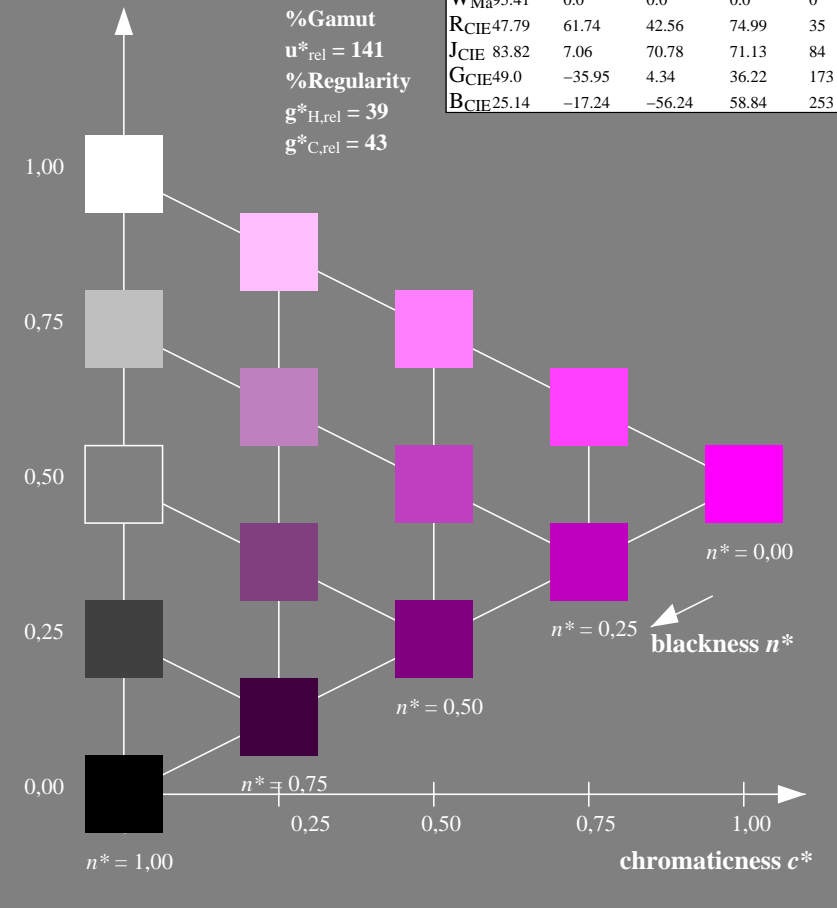
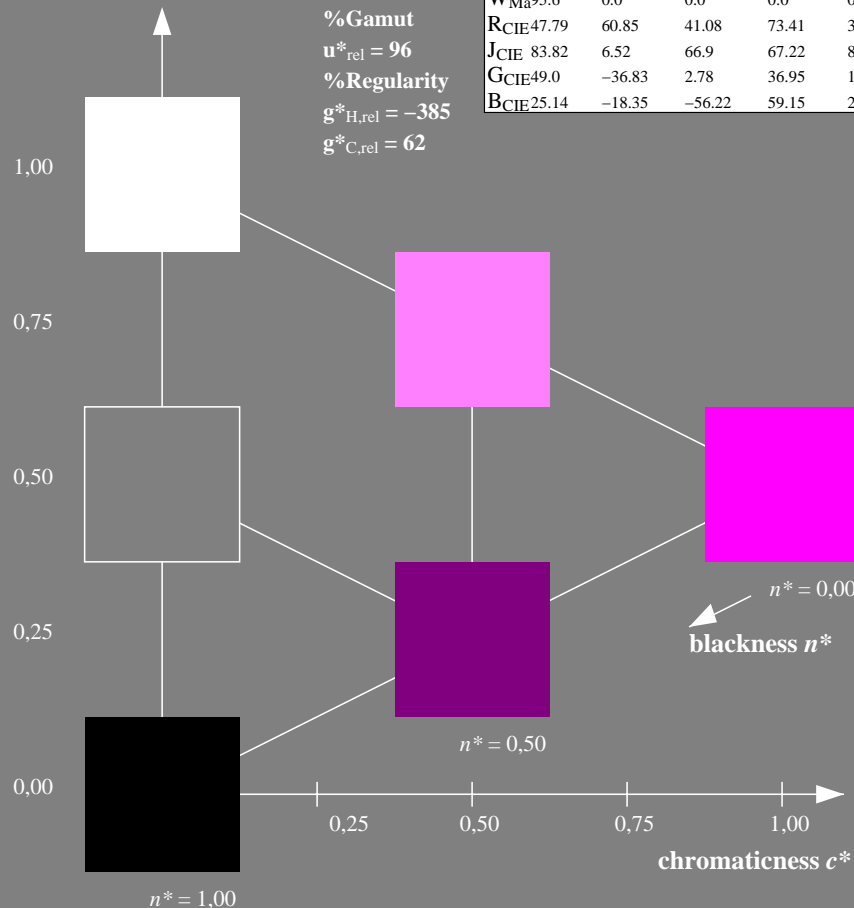
triangle lightness t^*



%Gamut
 $u^*_{rel} = 141$
 %Regularity
 $g^*_{H,rel} = 39$
 $g^*_{C,rel} = 43$

TLS00; adapted (a) CIELAB data

	$L^*=L^*_a$	a^*_a	b^*_a	$C^*_{ab,a}$	$h^*_{ab,a}$
OMa	65.56	73.34	51.39	89.55	35
YMa	94.78	-3.49	52.24	52.36	94
LMa	77.48	-92.97	36.0	99.71	159
CMa	78.36	-82.69	-22.74	85.77	195
VMa	12.55	38.81	-114.81	121.2	289
MMa	66.71	76.08	-29.8	81.71	339
NMa	0.01	0.0	0.0	0.0	0
WMa	95.41	0.0	0.0	0.0	0
RCIE	47.79	61.74	42.56	74.99	35
JCIE	83.82	7.06	70.78	71.13	84
GCIE	49.0	-35.95	4.34	36.22	173
BCIE	25.14	-17.24	-56.24	58.84	253



RE600-7, 3 step scales for constant CIELAB hue 6/360 = 0.017 (left)

5 step scales for constant CIELAB hue 339/360 = 0.941 (right)

BAM-test chart RE60; Colorimetric systems ORS18 & TLS00
 A: 3 and 5 step colour scales for 10 hues

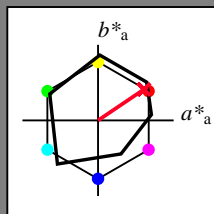
input: olv* setrgbcolor
 output: no change compared to input

Input: Colorimetric Offset Reflective System ORS18

for hue $h^* = lab^*h = 34/360 = 0.095$
 lab^*ich and lab^*nch

A: hue R
 LCH*Ma: 49 79 34
 olv*Ma: 1.0 0.0 0.15

triangle lightness t^*



%Gamut
 $u^*_{rel} = 96$
 %Regularity
 $g^*_{H,rel} = -385$
 $g^*_{C,rel} = 62$

ORS18; adapted (a) CIELAB data

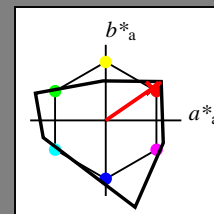
	$L^*=L^*_a$	a^*_a	b^*_a	$C^*_{ab,a}$	$h^*_{ab,a}$
OMa	47.94	64.42	50.58	81.9	38
YMa	92.62	2.41	86.36	86.39	88
LMa	50.9	-63.82	35.02	72.81	151
CMa	51.25	-53.68	-57.69	78.82	227
VMa	25.72	30.34	-44.37	53.76	304
MMa	56.25	70.59	7.57	70.99	6
NMa	18.11	0.0	0.0	0.0	0
WMa	95.6	0.0	0.0	0.0	0
RCIE	47.79	60.85	41.08	73.41	34
JCIE	83.82	6.52	66.9	67.22	84
GCIE	49.0	-36.83	2.78	36.95	176
BCIE	25.14	-18.35	-56.22	59.15	252

Output: Colorimetric Television Luminous System TLS00

for hue $h^* = lab^*h = 35/360 = 0.096$
 lab^*ich and lab^*nch

A: hue R
 LCH*Ma: 66 89 35
 olv*Ma: 1.0 0.0 0.01

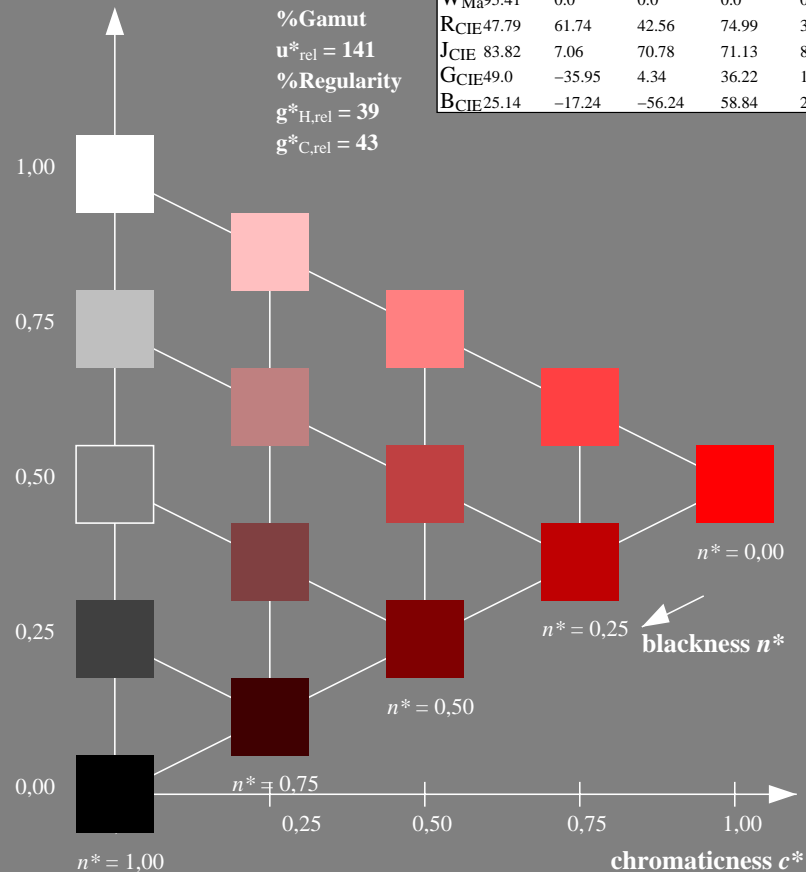
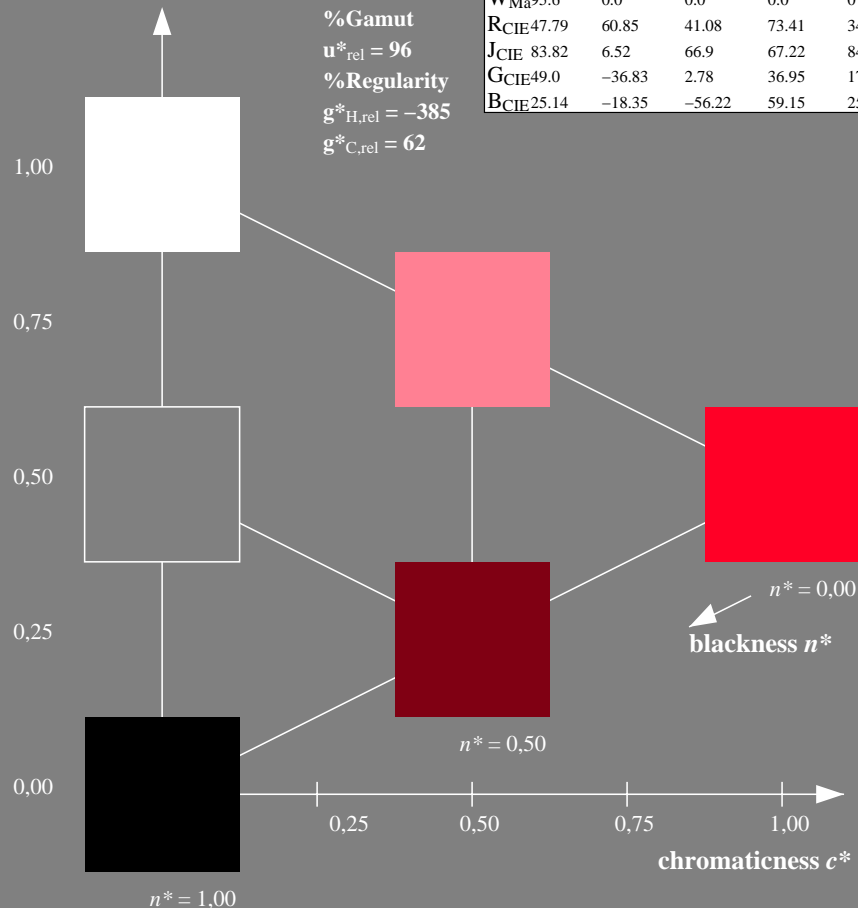
triangle lightness t^*



%Gamut
 $u^*_{rel} = 141$
 %Regularity
 $g^*_{H,rel} = 39$
 $g^*_{C,rel} = 43$

TLS00; adapted (a) CIELAB data

	$L^*=L^*_a$	a^*_a	b^*_a	$C^*_{ab,a}$	$h^*_{ab,a}$
OMa	65.56	73.34	51.39	89.55	35
YMa	94.78	-3.49	52.24	52.36	94
LMa	77.48	-92.97	36.0	99.71	159
CMa	78.36	-82.69	-22.74	85.77	195
VMa	12.55	38.81	-114.81	121.2	289
MMa	66.71	76.08	-29.8	81.71	339
NMa	0.01	0.0	0.0	0.0	0
WMa	95.41	0.0	0.0	0.0	0
RCIE	47.79	61.74	42.56	74.99	35
JCIE	83.82	7.06	70.78	71.13	84
GCIE	49.0	-35.95	4.34	36.22	173
BCIE	25.14	-17.24	-56.24	58.84	253



RE600-7, 3 step scales for constant CIELAB hue 34/360 = 0.095 (left)

5 step scales for constant CIELAB hue 35/360 = 0.096 (right)

BAM-test chart RE60; Colorimetric systems ORS18 & TLS00
 A: 3 and 5 step colour scales for 10 hues

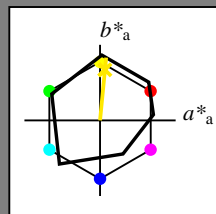
input: olv* setrgbcolor
 output: no change compared to input

Input: Colorimetric Offset Reflective System ORS18

for hue $h^* = lab^*h = 84/360 = 0.235$
 lab^*ich and lab^*nch

A: hue J
 LCH*Ma: 89 83 84
 olv*Ma: 1.0 0.91 0.0

triangle lightness t^*



%Gamut
 $u^*_{rel} = 96$
 %Regularity
 $g^*_{H,rel} = -385$
 $g^*_{C,rel} = 62$

ORS18; adapted (a) CIELAB data

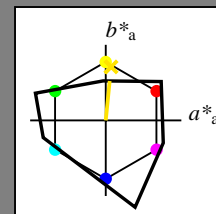
	$L^*=L^*_a$	a^*_a	b^*_a	$C^*_{ab,a}$	$h^*_{ab,a}$
OMa	47.94	64.42	50.58	81.9	38
YMa	92.62	2.41	86.36	86.39	88
LMa	50.9	-63.82	35.02	72.81	151
CMa	51.25	-53.68	-57.69	78.82	227
VMa	25.72	30.34	-44.37	53.76	304
MMa	56.25	70.59	7.57	70.99	6
NMa	18.11	0.0	0.0	0.0	0
WMa	95.6	0.0	0.0	0.0	0
RCIE	47.79	60.85	41.08	73.41	34
JCIE	83.82	6.52	66.9	67.22	84
GCIE	49.0	-36.83	2.78	36.95	176
BCIE	25.14	-18.35	-56.22	59.15	252

Output: Colorimetric Television Luminous System TLS00

for hue $h^* = lab^*h = 84/360 = 0.234$
 lab^*ich and lab^*nch

A: hue J
 LCH*Ma: 91 52 84
 olv*Ma: 1.0 0.89 0.0

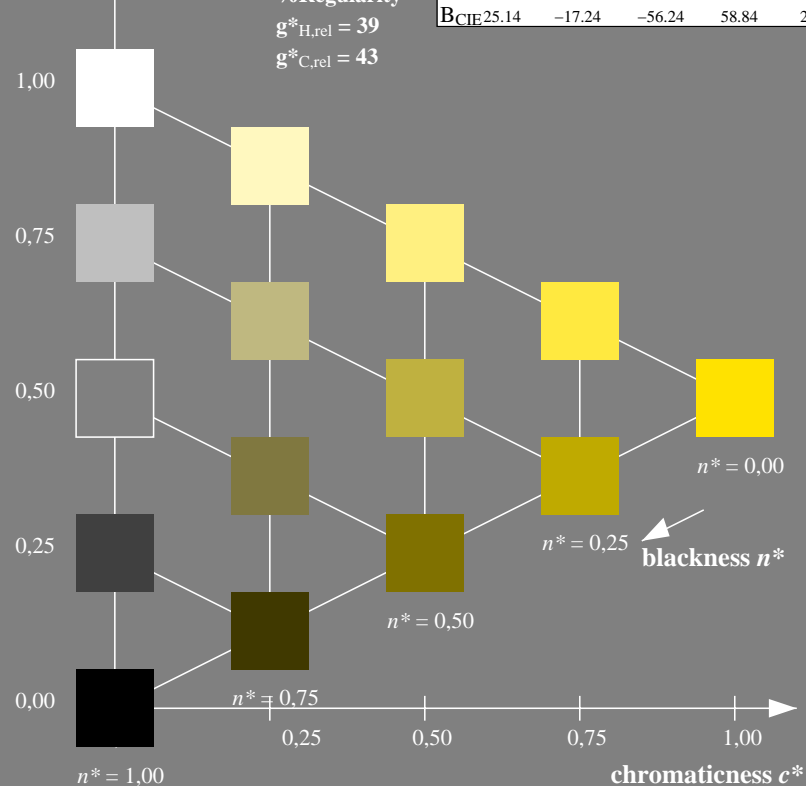
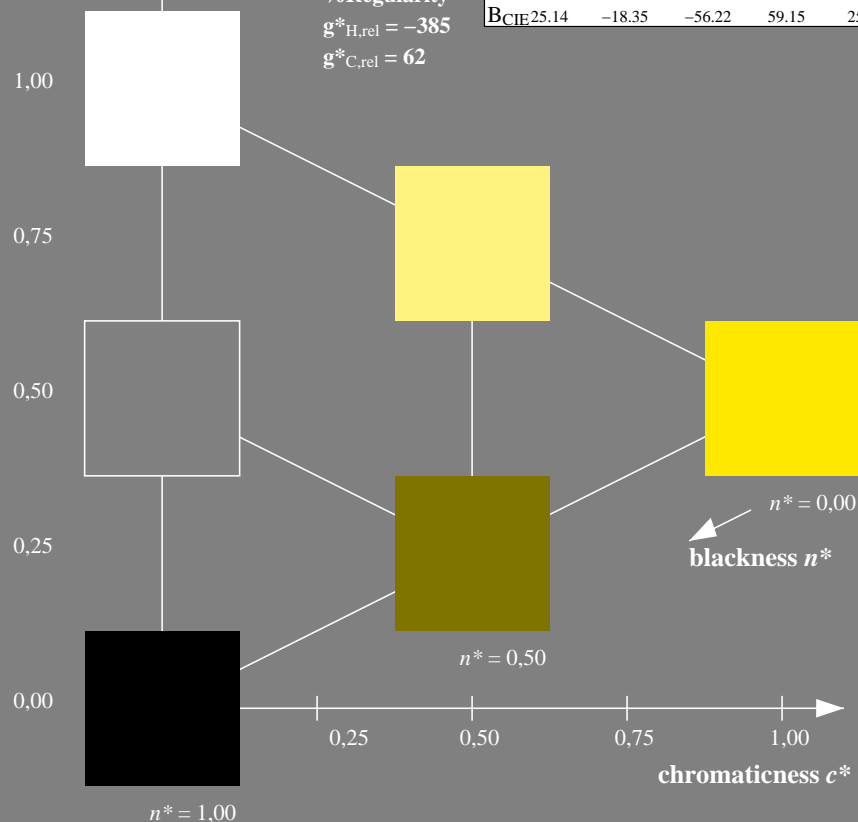
triangle lightness t^*



%Gamut
 $u^*_{rel} = 141$
 %Regularity
 $g^*_{H,rel} = 39$
 $g^*_{C,rel} = 43$

TLS00; adapted (a) CIELAB data

	$L^*=L^*_a$	a^*_a	b^*_a	$C^*_{ab,a}$	$h^*_{ab,a}$
OMa	65.56	73.34	51.39	89.55	35
YMa	94.78	-3.49	52.24	52.36	94
LMa	77.48	-92.97	36.0	99.71	159
CMa	78.36	-82.69	-22.74	85.77	195
VMa	12.55	38.81	-114.81	121.2	289
MMa	66.71	76.08	-29.8	81.71	339
NMa	0.01	0.0	0.0	0.0	0
WMa	95.41	0.0	0.0	0.0	0
RCIE	47.79	61.74	42.56	74.99	35
JCIE	83.82	7.06	70.78	71.13	84
GCIE	49.0	-35.95	4.34	36.22	173
BCIE	25.14	-17.24	-56.24	58.84	253



RE600-7, 3 step scales for constant CIELAB hue 84/360 = 0.235 (left)

5 step scales for constant CIELAB hue 84/360 = 0.234 (right)

BAM-test chart RE60; Colorimetric systems ORS18 & TLS00
 A: 3 and 5 step colour scales for 10 hues

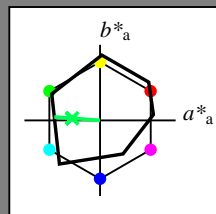
input: olv* setrgbcolor
 output: no change compared to input

Input: Colorimetric Offset Reflective System ORS18

for hue $h^* = lab^*h = 176/360 = 0.488$
 lab^*ich and lab^*nch

A: hue G
 LCH*Ma: 51 61 176
 olv*Ma: 0.0 1.0 0.33

triangle lightness t^*



%Gamut
 $u^*_{rel} = 96$
 %Regularity
 $g^*_{H,rel} = -385$
 $g^*_{C,rel} = 62$

ORS18; adapted (a) CIELAB data

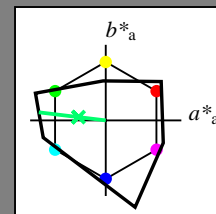
	$L^*=L^*_a$	a^*_a	b^*_a	$C^*_{ab,a}$	$h^*_{ab,a}$
OMa	47.94	64.42	50.58	81.9	38
YMa	92.62	2.41	86.36	86.39	88
LMa	50.9	-63.82	35.02	72.81	151
CMa	51.25	-53.68	-57.69	78.82	227
VMa	25.72	30.34	-44.37	53.76	304
MMa	56.25	70.59	7.57	70.99	6
NMa	18.11	0.0	0.0	0.0	0
WMa	95.6	0.0	0.0	0.0	0
RCIE	47.79	60.85	41.08	73.41	34
JCIE	83.82	6.52	66.9	67.22	84
GCIE	49.0	-36.83	2.78	36.95	176
BCIE	25.14	-18.35	-56.22	59.15	252

Output: Colorimetric Television Luminous System TLS00

for hue $h^* = lab^*h = 173/360 = 0.481$
 lab^*ich and lab^*nch

A: hue G
 LCH*Ma: 78 89 173
 olv*Ma: 0.0 1.0 0.43

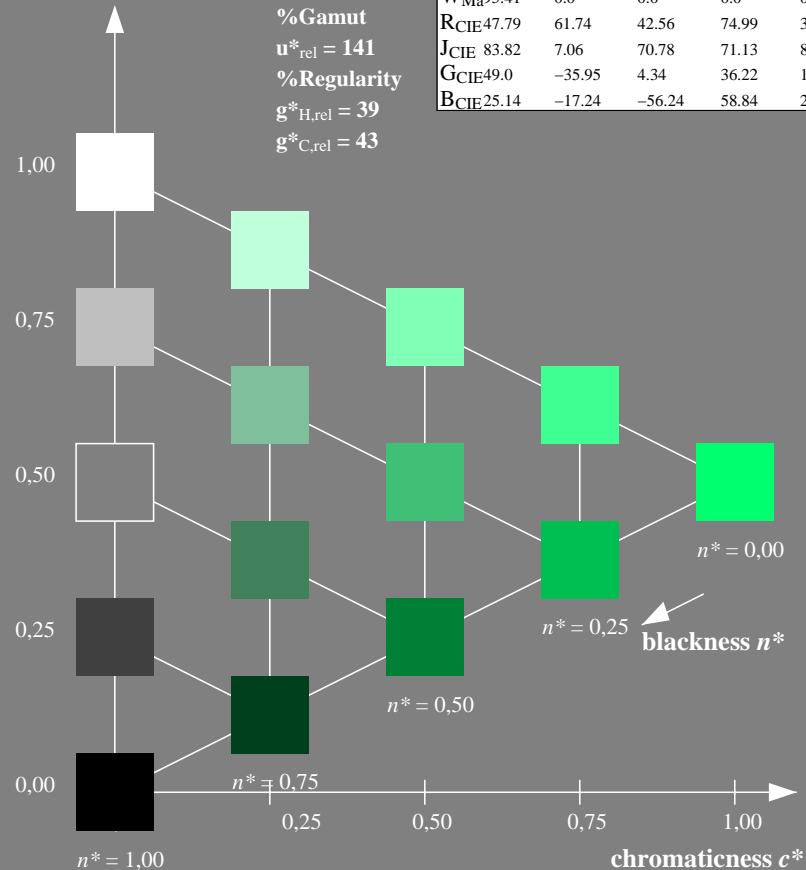
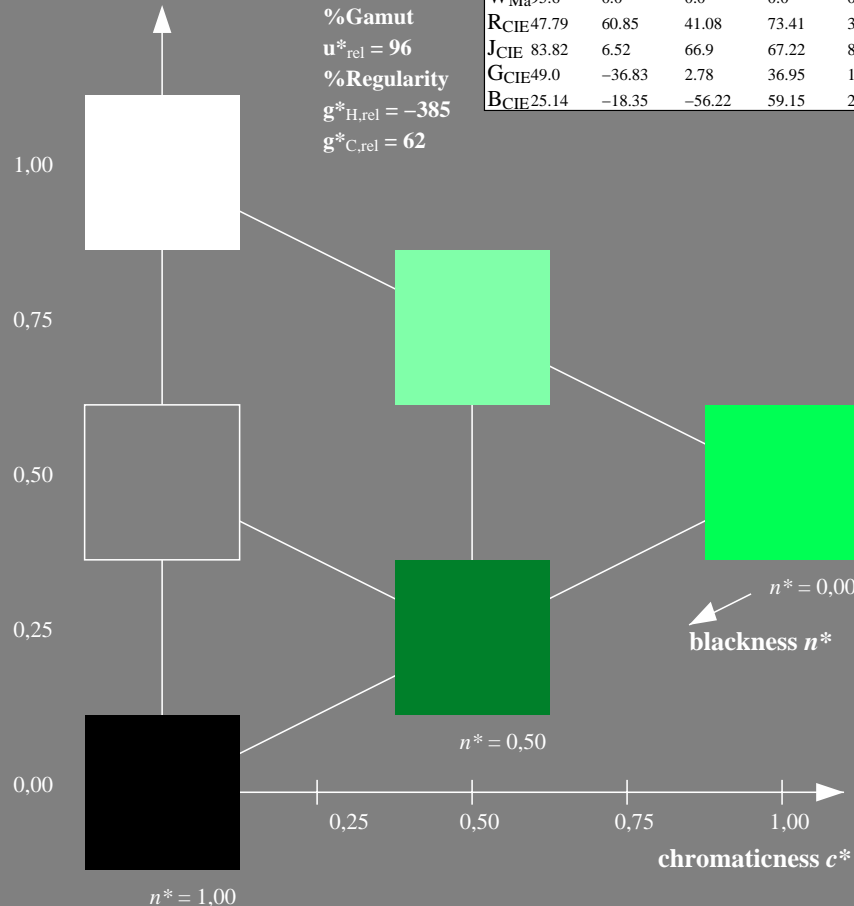
triangle lightness t^*



%Gamut
 $u^*_{rel} = 141$
 %Regularity
 $g^*_{H,rel} = 39$
 $g^*_{C,rel} = 43$

TLS00; adapted (a) CIELAB data

	$L^*=L^*_a$	a^*_a	b^*_a	$C^*_{ab,a}$	$h^*_{ab,a}$
OMa	65.56	73.34	51.39	89.55	35
YMa	94.78	-3.49	52.24	52.36	94
LMa	77.48	-92.97	36.0	99.71	159
CMa	78.36	-82.69	-22.74	85.77	195
VMa	12.55	38.81	-114.81	121.2	289
MMa	66.71	76.08	-29.8	81.71	339
NMa	0.01	0.0	0.0	0.0	0
WMa	95.41	0.0	0.0	0.0	0
RCIE	47.79	61.74	42.56	74.99	35
JCIE	83.82	7.06	70.78	71.13	84
GCIE	49.0	-35.95	4.34	36.22	173
BCIE	25.14	-17.24	-56.24	58.84	253



RE600-7, 3 step scales for constant CIELAB hue 176/360 = 0.488 (left)

5 step scales for constant CIELAB hue 173/360 = 0.481 (right)

BAM-test chart RE60; Colorimetric systems ORS18 & TLS00
 A: 3 and 5 step colour scales for 10 hues

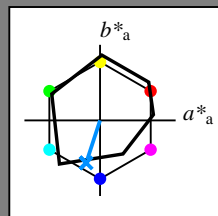
input: olv* setrgbcolor
 output: no change compared to input

Input: Colorimetric Offset Reflective System ORS18

for hue $h^* = lab^*h = 252/360 = 0.7$
 lab^*ich and lab^*nch

A: hue B
 LCH*Ma: 40 55 252
 olv*Ma: 0.0 0.56 1.0

triangle lightness t^*



%Gamut
 $u^*_{rel} = 96$
 %Regularity
 $g^*_{H,rel} = -385$
 $g^*_{C,rel} = 62$

ORS18; adapted (a) CIELAB data

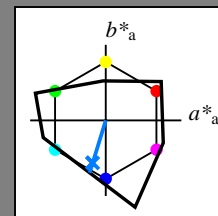
	$L^*=L^*_a$	a^*_a	b^*_a	$C^*_{ab,a}$	$h^*_{ab,a}$
OMa	47.94	64.42	50.58	81.9	38
YMa	92.62	2.41	86.36	86.39	88
LMa	50.9	-63.82	35.02	72.81	151
CMa	51.25	-53.68	-57.69	78.82	227
VMa	25.72	30.34	-44.37	53.76	304
MMa	56.25	70.59	7.57	70.99	6
NMa	18.11	0.0	0.0	0.0	0
WMa	95.6	0.0	0.0	0.0	0
RCIE	47.79	60.85	41.08	73.41	34
JCIE	83.82	6.52	66.9	67.22	84
GCIE	49.0	-36.83	2.78	36.95	176
BCIE	25.14	-18.35	-56.22	59.15	252

Output: Colorimetric Television Luminous System TLS00

for hue $h^* = lab^*h = 253/360 = 0.703$
 lab^*ich and lab^*nch

A: hue B
 LCH*Ma: 45 72 253
 olv*Ma: 0.0 0.49 1.0

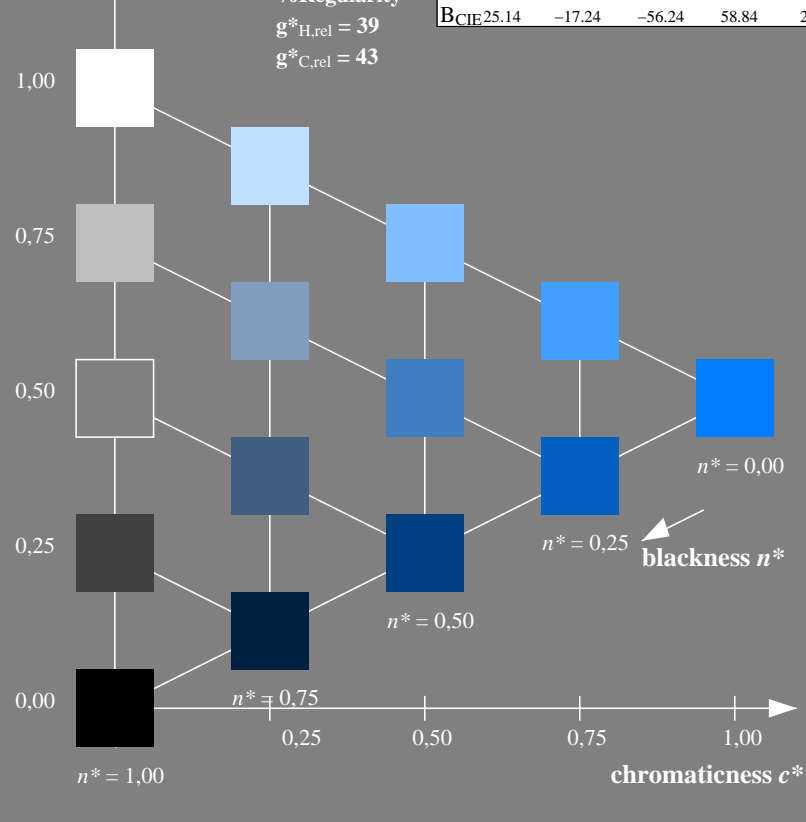
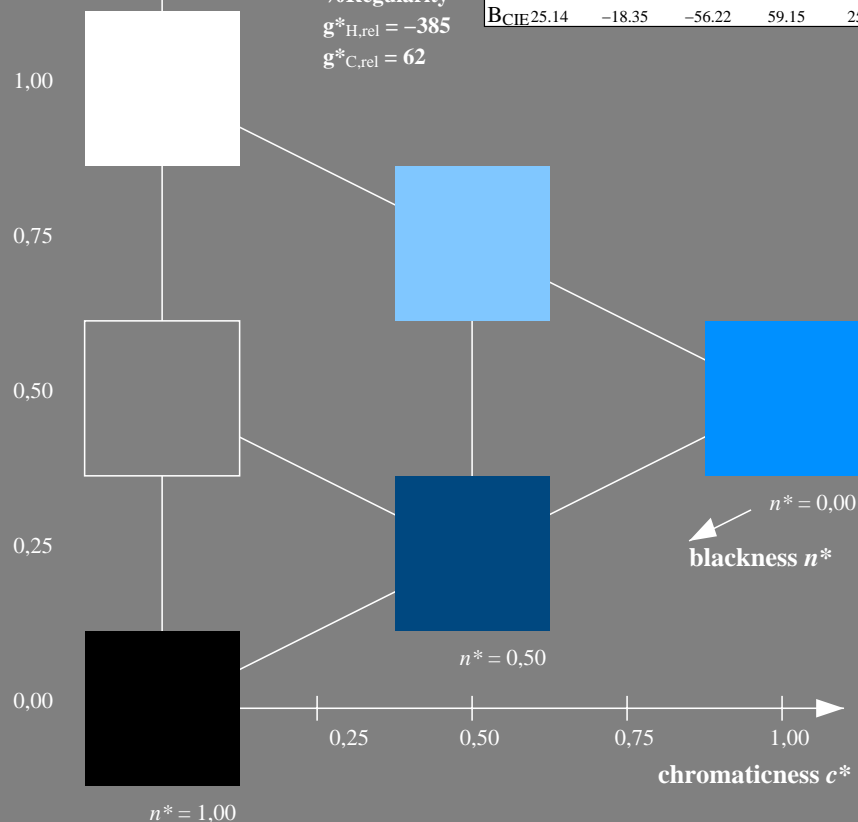
triangle lightness t^*



%Gamut
 $u^*_{rel} = 141$
 %Regularity
 $g^*_{H,rel} = 39$
 $g^*_{C,rel} = 43$

TLS00; adapted (a) CIELAB data

	$L^*=L^*_a$	a^*_a	b^*_a	$C^*_{ab,a}$	$h^*_{ab,a}$
OMa	65.56	73.34	51.39	89.55	35
YMa	94.78	-3.49	52.24	52.36	94
LMa	77.48	-92.97	36.0	99.71	159
CMa	78.36	-82.69	-22.74	85.77	195
VMa	12.55	38.81	-114.81	121.2	289
MMa	66.71	76.08	-29.8	81.71	339
NMa	0.01	0.0	0.0	0.0	0
WMa	95.41	0.0	0.0	0.0	0
RCIE	47.79	61.74	42.56	74.99	35
JCIE	83.82	7.06	70.78	71.13	84
GCIE	49.0	-35.95	4.34	36.22	173
BCIE	25.14	-17.24	-56.24	58.84	253



RE600-7, 3 step scales for constant CIELAB hue 252/360 = 0.7 (left)

5 step scales for constant CIELAB hue 253/360 = 0.703 (right)

BAM-test chart RE60; Colorimetric systems ORS18 & TLS00
 A: 3 and 5 step colour scales for 10 hues

input: olv^* setrgbcolor
 output: no change compared to input