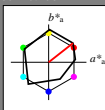


Input: Colorimetric Offset Reflective System ORS18

for hue $h^* = lab^*h = 38/360 = 0.106$
 lab^*tch and lab^*nch

A: hue O
 LCH^oMa: 48 82 38
 olv^oMa: 1.0 0.0 0.0

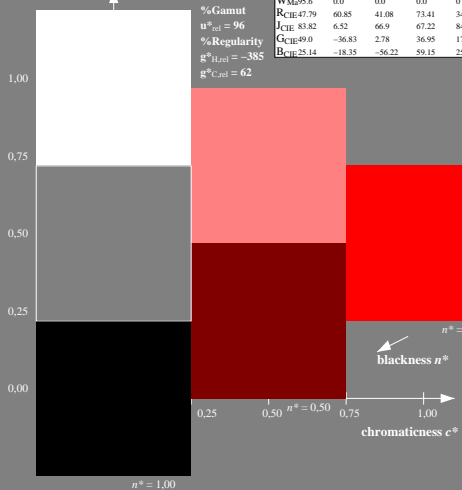
triangle lightness t^*



ORS18; adapted (a) CIELAB data

	L^*	a^*	b^*	C^*_{aba}	h^*_{aba}
OMa	47.94	64.42	50.58	81.9	38
YMa	92.62	2.41	86.36	86.39	88
LMa	50.9	-63.82	35.02	72.81	151
CMa	51.25	-53.68	-57.69	78.82	227
VMa	25.72	30.34	-44.37	53.76	304
MMa	56.25	70.59	7.57	70.99	6
NMa	18.11	0.0	0.0	0.0	0
WMa	95.6	0.0	0.0	0.0	0
RCIE	47.79	60.85	41.08	73.41	34
JCIIE	83.82	6.52	66.9	67.22	84
GCIE	49.0	-36.83	2.78	36.95	176
BCIE	25.14	-18.35	-56.22	59.15	252

%Gamut
 $u^*_{rel} = 96$
 %Regularity
 $g^*_{H,rel} = -385$
 $g^*_{C,rel} = 62$

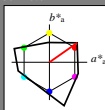


Output: Colorimetric Television Luminous System TLS00

for hue $h^* = lab^*h = 35/360 = 0.097$
 lab^*tch and lab^*nch

A: hue O
 LCH^oMa: 66 90 35
 olv^oMa: 1.0 0.0 0.0

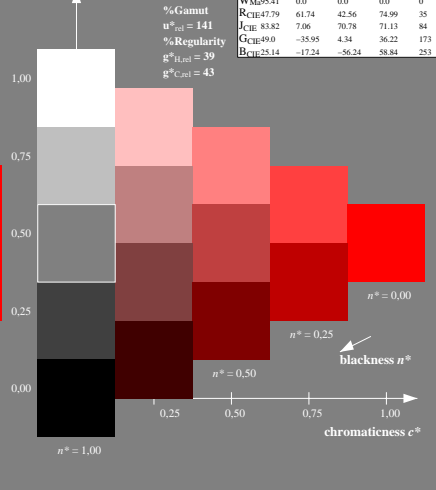
triangle lightness t^*



TLS00; adapted (a) CIELAB data

	L^*	a^*	b^*	C^*_{aba}	h^*_{aba}
OMa	65.56	73.34	51.39	89.55	35
YMa	94.78	-3.49	52.24	52.36	94
LMa	77.48	-92.97	36.0	99.71	159
CMa	78.36	-82.69	-22.74	85.77	195
VMa	12.55	38.81	-114.81	121.2	289
MMa	66.71	76.08	-29.8	81.71	339
NMa	0.01	0.0	0.0	0.0	0
WMa	95.41	0.0	0.0	0.0	0
RCIE	47.79	61.74	42.56	74.99	35
JCIIE	83.82	7.06	70.78	71.13	84
GCIE	49.0	-35.95	4.34	36.22	173
BCIE	25.14	-17.24	-56.24	58.84	253

%Gamut
 $u^*_{rel} = 141$
 %Regularity
 $g^*_{H,rel} = 39$
 $g^*_{C,rel} = 43$



RE800-7, 3 step scales for constant CIELAB hue 38/360 = 0.106 (left)

5 step scales for constant CIELAB hue 35/360 = 0.097 (right)

BAM-test chart RE80; Colorimetric systems ORS18 & TLS00

A: 3 and 5 step colour scales for 10 hues

input: olv^o setrgbcolor

output: no change compared to input