

Input: Colorimetric Offset Reflective System ORS18

for hue $h^* = lab^*h = 38/360 = 0.106$

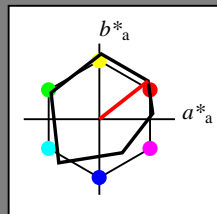
lab^*tch and lab^*nch

A: hue O

LCH*Ma: 48 82 38

olv*Ma: 1.0 0.0 0.0

triangle lightness t^*



ORS18; adapted (a) CIELAB data

	$L^*=L^*_a$	a^*_a	b^*_a	$C^*_{ab,a}$	$h^*_{ab,a}$
O _{Ma}	47.94	64.42	50.58	81.9	38
Y _{Ma}	92.62	2.41	86.36	86.39	88
L _{Ma}	50.9	-63.82	35.02	72.81	151
C _{Ma}	51.25	-53.68	-57.69	78.82	227
V _{Ma}	25.72	30.34	-44.37	53.76	304
M _{Ma}	56.25	70.59	7.57	70.99	6
N _{Ma}	18.11	0.0	0.0	0.0	0
W _{Ma}	95.6	0.0	0.0	0.0	0
R _{CIE}	47.79	60.85	41.08	73.41	34
J _{CIE}	83.82	6.52	66.9	67.22	84
G _{CIE}	49.0	-36.83	2.78	36.95	176
B _{CIE}	25.14	-18.35	-56.22	59.15	252

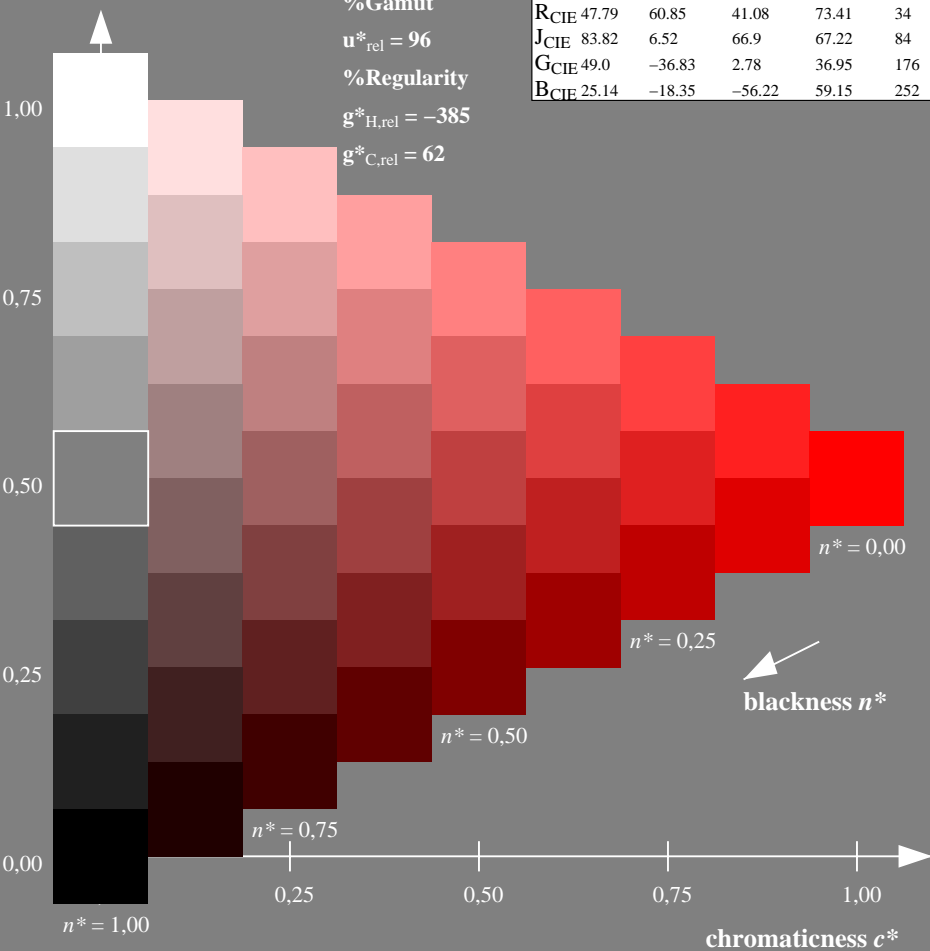
%Gamut

$u^*_{rel} = 96$

%Regularity

$g^*_{H,rel} = -385$

$g^*_{C,rel} = 62$



Output: Colorimetric Television Luminous System TLS00

for hue $h^* = lab^*h = 35/360 = 0.097$

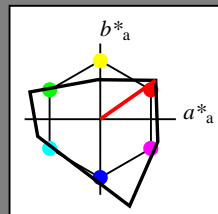
lab^*tch and lab^*nch

A: hue O

LCH*Ma: 66 90 35

olv*Ma: 1.0 0.0 0.0

triangle lightness t^*



TLS00; adapted (a) CIELAB data

	$L^*=L^*_a$	a^*_a	b^*_a	$C^*_{ab,a}$	$h^*_{ab,a}$
O _{Ma}	65.56	73.34	51.39	89.55	35
Y _{Ma}	94.78	-3.49	52.24	52.36	94
L _{Ma}	77.48	-92.97	36.0	99.71	159
C _{Ma}	78.36	-82.69	-22.74	85.77	195
V _{Ma}	12.55	38.81	-114.81	121.2	289
M _{Ma}	66.71	76.08	-29.8	81.71	339
N _{Ma}	0.01	0.0	0.0	0.0	0
W _{Ma}	95.41	0.0	0.0	0.0	0
R _{CIE}	47.79	61.74	42.56	74.99	35
J _{CIE}	83.82	7.06	70.78	71.13	84
G _{CIE}	49.0	-35.95	4.34	36.22	173
B _{CIE}	25.14	-17.24	-56.24	58.84	253

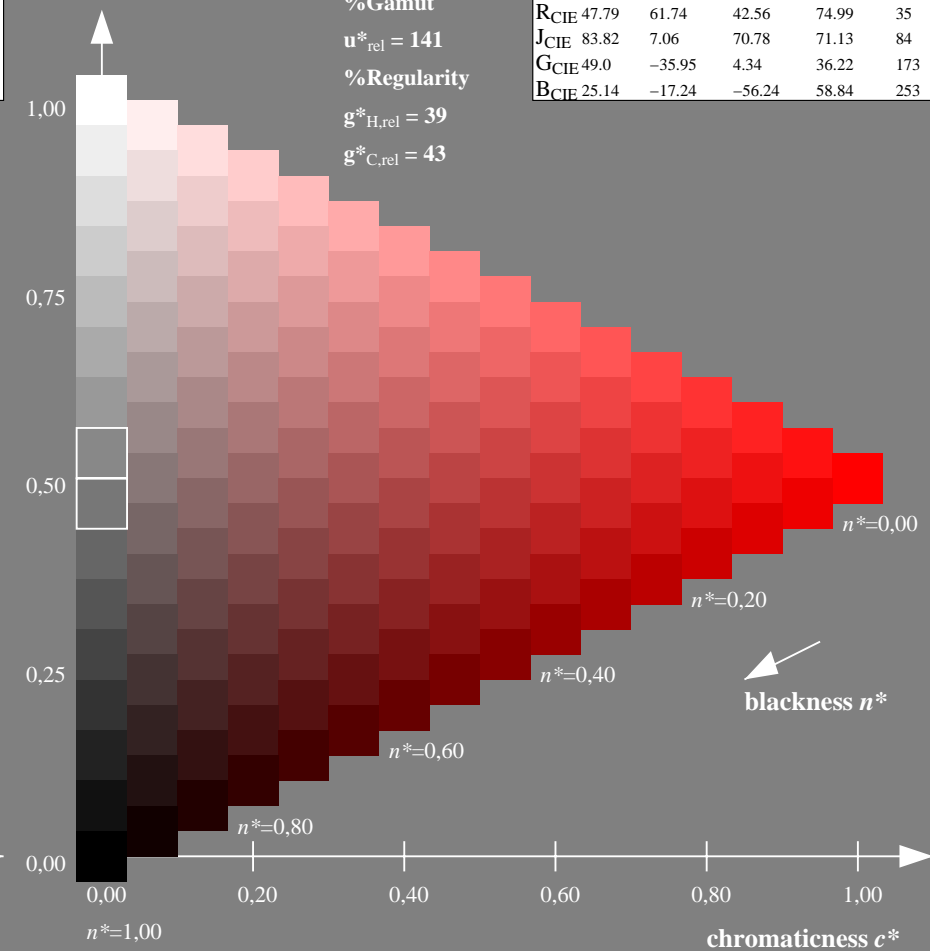
%Gamut

$u^*_{rel} = 141$

%Regularity

$g^*_{H,rel} = 39$

$g^*_{C,rel} = 43$



RE900-7, 9 step scales for constant CIELAB hue 38/360 = 0.106 (left)

16 step scales for constant CIELAB hue 35/360 = 0.097 (right)

BAM-test chart RE90; Colorimetric systems ORS18 & ORS18

A: 9 and 16 step colour scales for 10 hues

input: olv^* setrgbcolor

output: Startup (S) data dependend

Input: Colorimetric Offset Reflective System ORS18

for hue $h^* = lab^*h = 88/360 = 0.246$

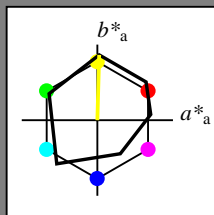
lab^*tch and lab^*nch

A: hue Y

LCH*Ma: 93 86 88

olv*Ma: 1.0 1.0 0.0

triangle lightness t^*



%Gamut

$u^*_{rel} = 96$

%Regularity

$g^*_{H,rel} = -385$

$g^*_{C,rel} = 62$

ORS18; adapted (a) CIELAB data

	$L^*=L^*_a$	a^*_a	b^*_a	$C^*_{ab,a}$	$h^*_{ab,a}$
O _{Ma}	47.94	64.42	50.58	81.9	38
Y _{Ma}	92.62	2.41	86.36	86.39	88
L _{Ma}	50.9	-63.82	35.02	72.81	151
C _{Ma}	51.25	-53.68	-57.69	78.82	227
V _{Ma}	25.72	30.34	-44.37	53.76	304
M _{Ma}	56.25	70.59	7.57	70.99	6
N _{Ma}	18.11	0.0	0.0	0.0	0
W _{Ma}	95.6	0.0	0.0	0.0	0
R _{CIE}	47.79	60.85	41.08	73.41	34
J _{CIE}	83.82	6.52	66.9	67.22	84
G _{CIE}	49.0	-36.83	2.78	36.95	176
B _{CIE}	25.14	-18.35	-56.22	59.15	252

Output: Colorimetric Television Luminous System TLS00

for hue $h^* = lab^*h = 94/360 = 0.261$

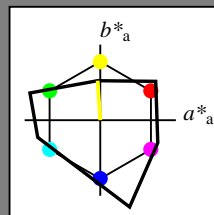
lab^*tch and lab^*nch

A: hue Y

LCH*Ma: 95 52 94

olv*Ma: 1.0 1.0 0.0

triangle lightness t^*



%Gamut

$u^*_{rel} = 141$

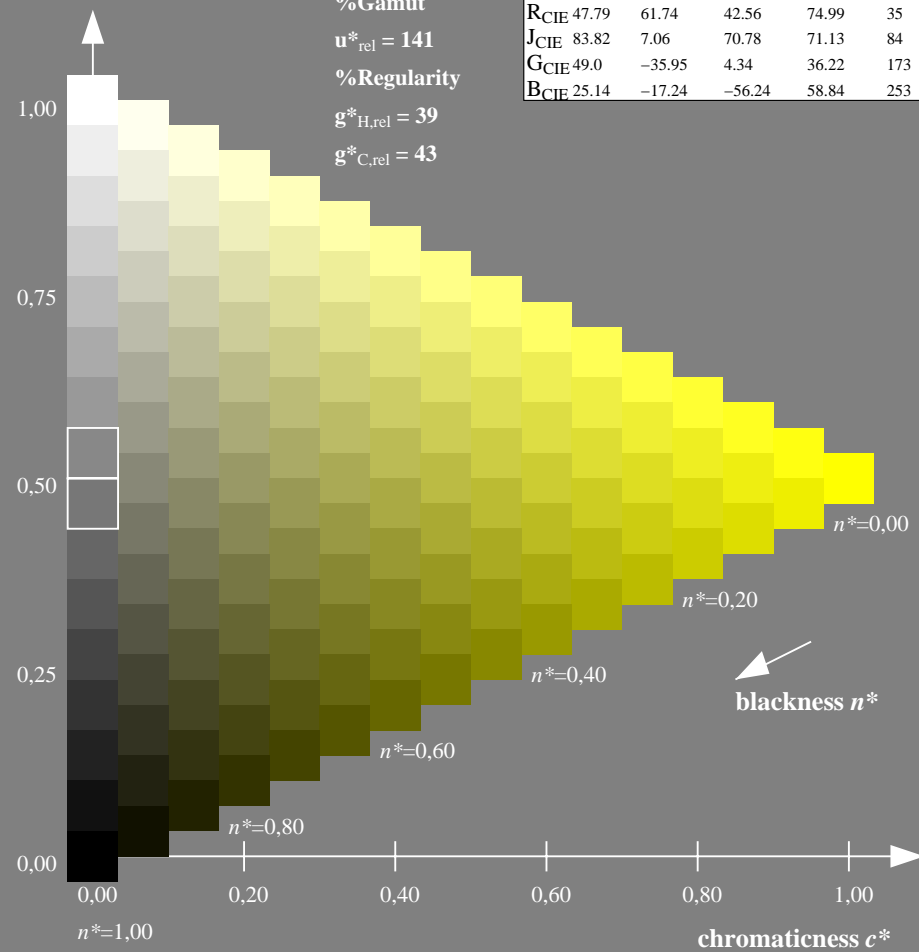
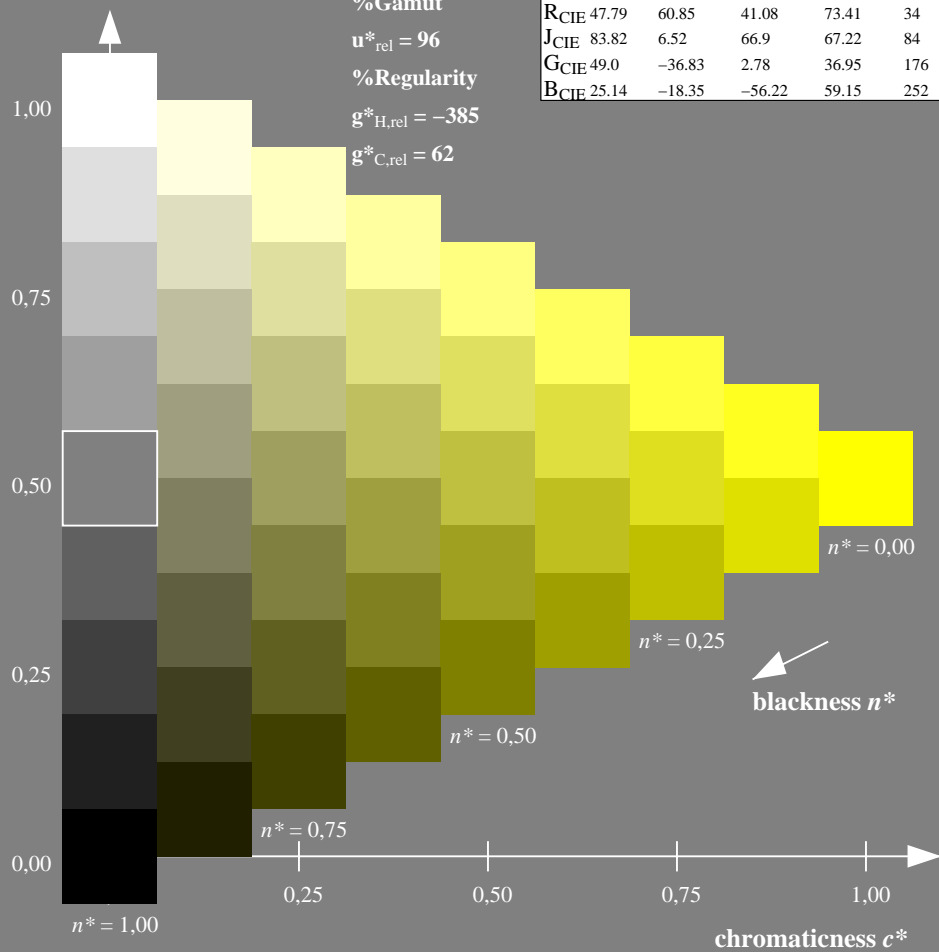
%Regularity

$g^*_{H,rel} = 39$

$g^*_{C,rel} = 43$

TLS00; adapted (a) CIELAB data

	$L^*=L^*_a$	a^*_a	b^*_a	$C^*_{ab,a}$	$h^*_{ab,a}$
O _{Ma}	65.56	73.34	51.39	89.55	35
Y _{Ma}	94.78	-3.49	52.24	52.36	94
L _{Ma}	77.48	-92.97	36.0	99.71	159
C _{Ma}	78.36	-82.69	-22.74	85.77	195
V _{Ma}	12.55	38.81	-114.81	121.2	289
M _{Ma}	66.71	76.08	-29.8	81.71	339
N _{Ma}	0.01	0.0	0.0	0.0	0
W _{Ma}	95.41	0.0	0.0	0.0	0
R _{CIE}	47.79	61.74	42.56	74.99	35
J _{CIE}	83.82	7.06	70.78	71.13	84
G _{CIE}	49.0	-35.95	4.34	36.22	173
B _{CIE}	25.14	-17.24	-56.24	58.84	253



RE900-7, 9 step scales for constant CIELAB hue 88/360 = 0.246 (left)

16 step scales for constant CIELAB hue 94/360 = 0.261 (right)

BAM-test chart RE90; Colorimetric systems ORS18 & ORS18

A: 9 and 16 step colour scales for 10 hues

input: olv^* setrgbcolor

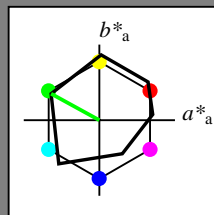
output: Startup (S) data dependend

Input: Colorimetric Offset Reflective System ORS18

for hue $h^* = lab^*h = 151/360 = 0.42$

lab^*tch and lab^*nch

A: hue L
 LCH*Ma: 51 73 151
 olv*Ma: 0.0 1.0 0.0

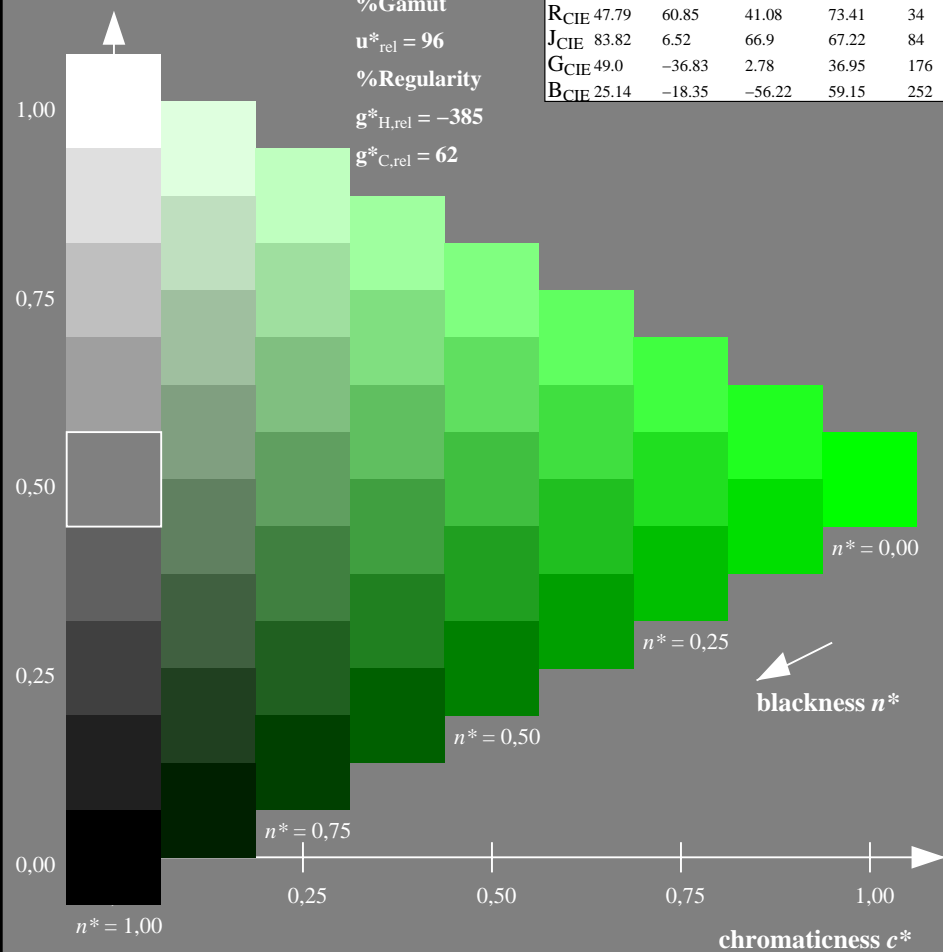


ORS18; adapted (a) CIELAB data

	$L^*=L^*_a$	a^*_a	b^*_a	$C^*_{ab,a}$	$h^*_{ab,a}$
O _{Ma}	47.94	64.42	50.58	81.9	38
Y _{Ma}	92.62	2.41	86.36	86.39	88
L _{Ma}	50.9	-63.82	35.02	72.81	151
C _{Ma}	51.25	-53.68	-57.69	78.82	227
V _{Ma}	25.72	30.34	-44.37	53.76	304
M _{Ma}	56.25	70.59	7.57	70.99	6
N _{Ma}	18.11	0.0	0.0	0.0	0
W _{Ma}	95.6	0.0	0.0	0.0	0
R _{CIE}	47.79	60.85	41.08	73.41	34
J _{CIE}	83.82	6.52	66.9	67.22	84
G _{CIE}	49.0	-36.83	2.78	36.95	176
B _{CIE}	25.14	-18.35	-56.22	59.15	252

%Gamut
 $u^*_{rel} = 96$
 %Regularity
 $g^*_{H,rel} = -385$
 $g^*_{C,rel} = 62$

triangle lightness t^*

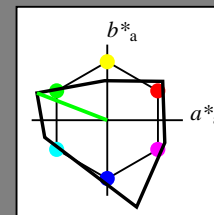


Output: Colorimetric Television Luminous System TLS00

for hue $h^* = lab^*h = 159/360 = 0.441$

lab^*tch and lab^*nch

A: hue L
 LCH*Ma: 77 100 159
 olv*Ma: 0.0 1.0 0.0

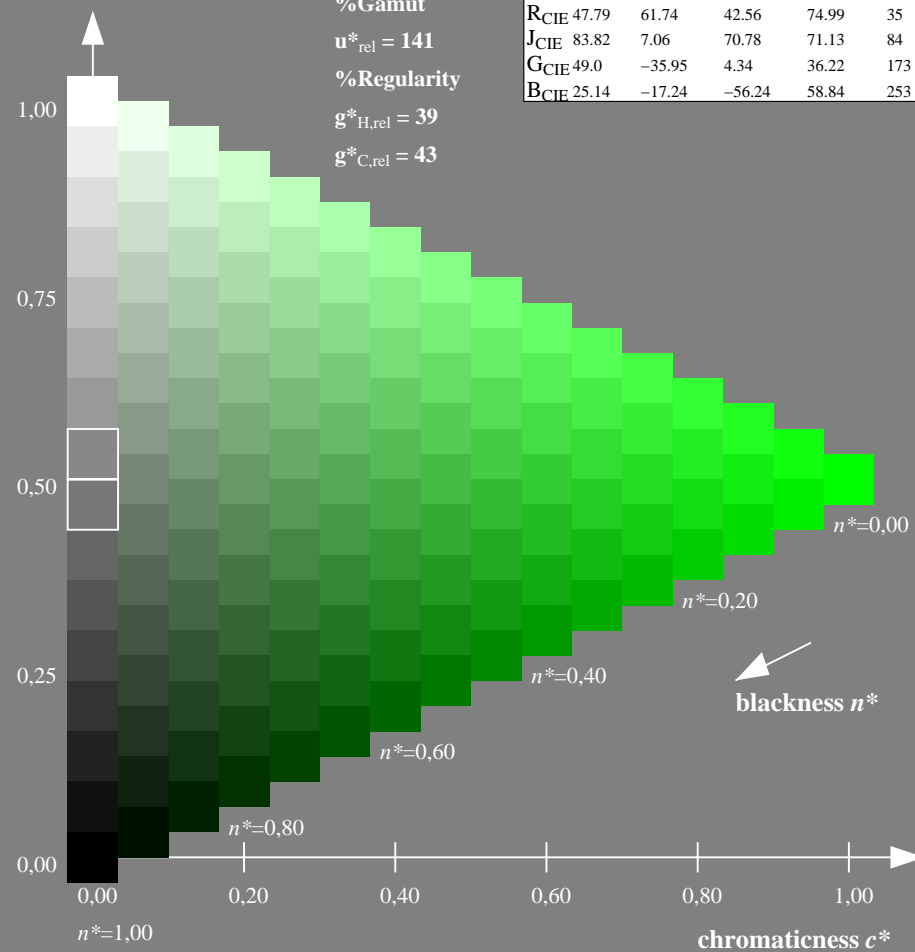


TLS00; adapted (a) CIELAB data

	$L^*=L^*_a$	a^*_a	b^*_a	$C^*_{ab,a}$	$h^*_{ab,a}$
O _{Ma}	65.56	73.34	51.39	89.55	35
Y _{Ma}	94.78	-3.49	52.24	52.36	94
L _{Ma}	77.48	-92.97	36.0	99.71	159
C _{Ma}	78.36	-82.69	-22.74	85.77	195
V _{Ma}	12.55	38.81	-114.81	121.2	289
M _{Ma}	66.71	76.08	-29.8	81.71	339
N _{Ma}	0.01	0.0	0.0	0.0	0
W _{Ma}	95.41	0.0	0.0	0.0	0
R _{CIE}	47.79	61.74	42.56	74.99	35
J _{CIE}	83.82	7.06	70.78	71.13	84
G _{CIE}	49.0	-35.95	4.34	36.22	173
B _{CIE}	25.14	-17.24	-56.24	58.84	253

%Gamut
 $u^*_{rel} = 141$
 %Regularity
 $g^*_{H,rel} = 39$
 $g^*_{C,rel} = 43$

triangle lightness t^*



RE900-7, 9 step scales for constant CIELAB hue 151/360 = 0.42 (left)

16 step scales for constant CIELAB hue 159/360 = 0.441 (right)

BAM-test chart RE90; Colorimetric systems ORS18 & ORS18
 A: 9 and 16 step colour scales for 10 hues

input: olv^* setrgbcolor
 output: Startup (S) data dependend

See for similar files: <http://www.ps.bam.de/RE90/>
 Technical information: <http://www.ps.bam.de/RE90/>
 Version 2.1, io=1,1?

BAM registration: 20060101-RE90/10L/L90E02SP.PS/.PDF BAM material: code=rhadata
 application for evaluation and measurement of printer or monitor systems
 /RE90 Form: 3/10, Serie: 1/1, Page: 3 Page count: 3

Input: Colorimetric Offset Reflective System ORS18

for hue $h^* = lab^*h = 227/360 = 0.631$

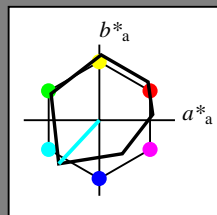
lab^*tch and lab^*nch

A: hue C

LCH*Ma: 51 79 227

olv*Ma: 0.0 1.0 1.0

triangle lightness t^*



ORS18; adapted (a) CIELAB data

	$L^*=L^*_a$	a^*_a	b^*_a	$C^*_{ab,a}$	$h^*_{ab,a}$
O _{Ma}	47.94	64.42	50.58	81.9	38
Y _{Ma}	92.62	2.41	86.36	86.39	88
L _{Ma}	50.9	-63.82	35.02	72.81	151
C _{Ma}	51.25	-53.68	-57.69	78.82	227
V _{Ma}	25.72	30.34	-44.37	53.76	304
M _{Ma}	56.25	70.59	7.57	70.99	6
N _{Ma}	18.11	0.0	0.0	0.0	0
W _{Ma}	95.6	0.0	0.0	0.0	0
R _{CIE}	47.79	60.85	41.08	73.41	34
J _{CIE}	83.82	6.52	66.9	67.22	84
G _{CIE}	49.0	-36.83	2.78	36.95	176
B _{CIE}	25.14	-18.35	-56.22	59.15	252

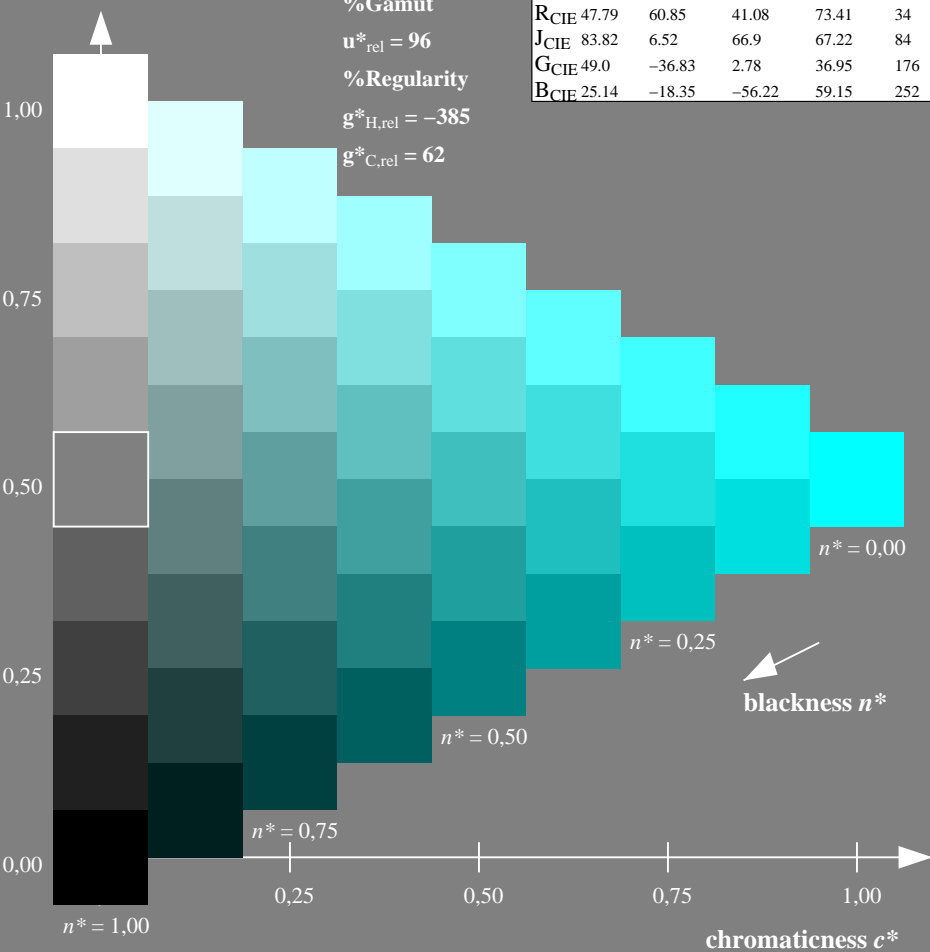
%Gamut

$u^*_{rel} = 96$

%Regularity

$g^*_{H,rel} = -385$

$g^*_{C,rel} = 62$



Output: Colorimetric Television Luminous System TLS00

for hue $h^* = lab^*h = 195/360 = 0.543$

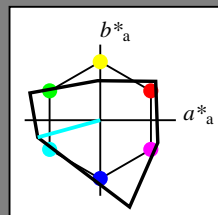
lab^*tch and lab^*nch

A: hue C

LCH*Ma: 78 86 195

olv*Ma: 0.0 1.0 1.0

triangle lightness t^*



TLS00; adapted (a) CIELAB data

	$L^*=L^*_a$	a^*_a	b^*_a	$C^*_{ab,a}$	$h^*_{ab,a}$
O _{Ma}	65.56	73.34	51.39	89.55	35
Y _{Ma}	94.78	-3.49	52.24	52.36	94
L _{Ma}	77.48	-92.97	36.0	99.71	159
C _{Ma}	78.36	-82.69	-22.74	85.77	195
V _{Ma}	12.55	38.81	-114.81	121.2	289
M _{Ma}	66.71	76.08	-29.8	81.71	339
N _{Ma}	0.01	0.0	0.0	0.0	0
W _{Ma}	95.41	0.0	0.0	0.0	0
R _{CIE}	47.79	61.74	42.56	74.99	35
J _{CIE}	83.82	7.06	70.78	71.13	84
G _{CIE}	49.0	-35.95	4.34	36.22	173
B _{CIE}	25.14	-17.24	-56.24	58.84	253

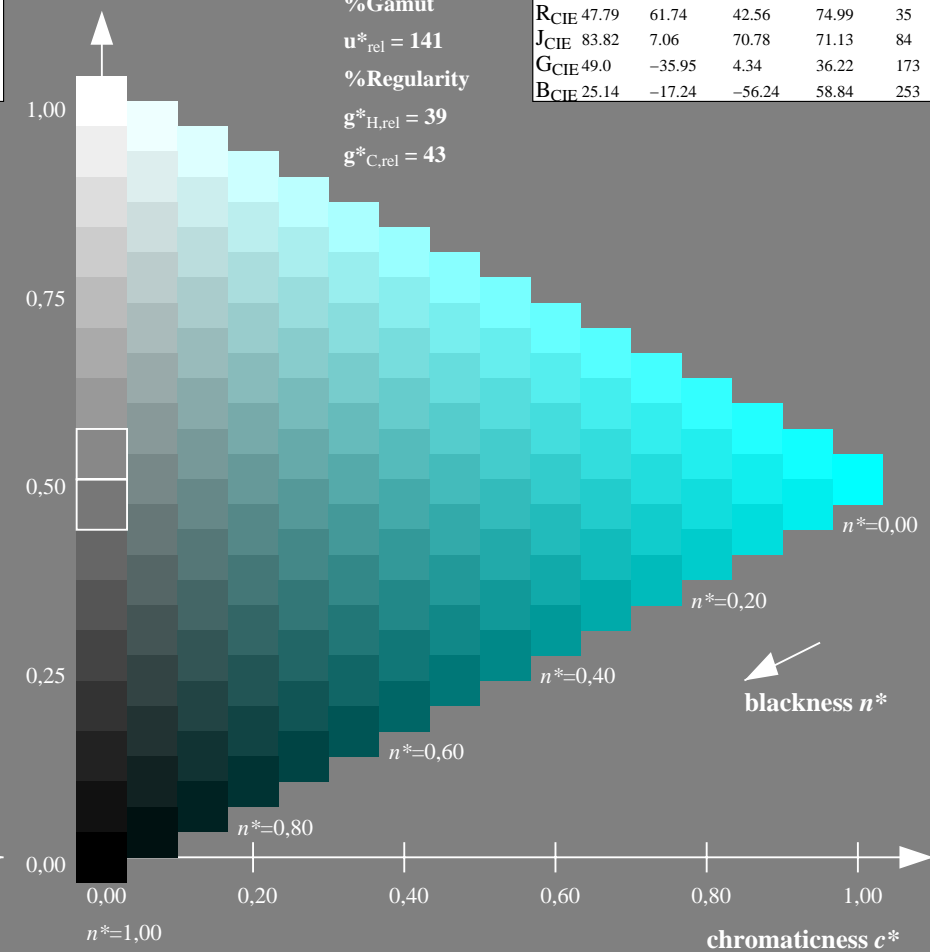
%Gamut

$u^*_{rel} = 141$

%Regularity

$g^*_{H,rel} = 39$

$g^*_{C,rel} = 43$



RE900-7, 9 step scales for constant CIELAB hue 227/360 = 0.631 (left)

16 step scales for constant CIELAB hue 195/360 = 0.543 (right)

BAM-test chart RE90; Colorimetric systems ORS18 & ORS18

A: 9 and 16 step colour scales for 10 hues

input: olv^* setrgbcolor

output: Startup (S) data dependend

Input: Colorimetric Offset Reflective System ORS18

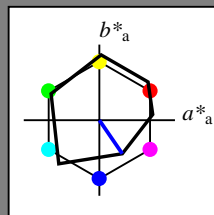
for hue $h^* = lab^*h = 304/360 = 0.845$

lab^*tch and lab^*nch

A: hue V

LCH*Ma: 26 54 304

olv*Ma: 0.0 0.0 1.0



ORS18; adapted (a) CIELAB data

	$L^*=L^*_a$	a^*_a	b^*_a	$C^*_{ab,a}$	$h^*_{ab,a}$
O _{Ma}	47.94	64.42	50.58	81.9	38
Y _{Ma}	92.62	2.41	86.36	86.39	88
L _{Ma}	50.9	-63.82	35.02	72.81	151
C _{Ma}	51.25	-53.68	-57.69	78.82	227
V _{Ma}	25.72	30.34	-44.37	53.76	304
M _{Ma}	56.25	70.59	7.57	70.99	6
N _{Ma}	18.11	0.0	0.0	0.0	0
W _{Ma}	95.6	0.0	0.0	0.0	0
R _{CIE}	47.79	60.85	41.08	73.41	34
J _{CIE}	83.82	6.52	66.9	67.22	84
G _{CIE}	49.0	-36.83	2.78	36.95	176
B _{CIE}	25.14	-18.35	-56.22	59.15	252

%Gamut

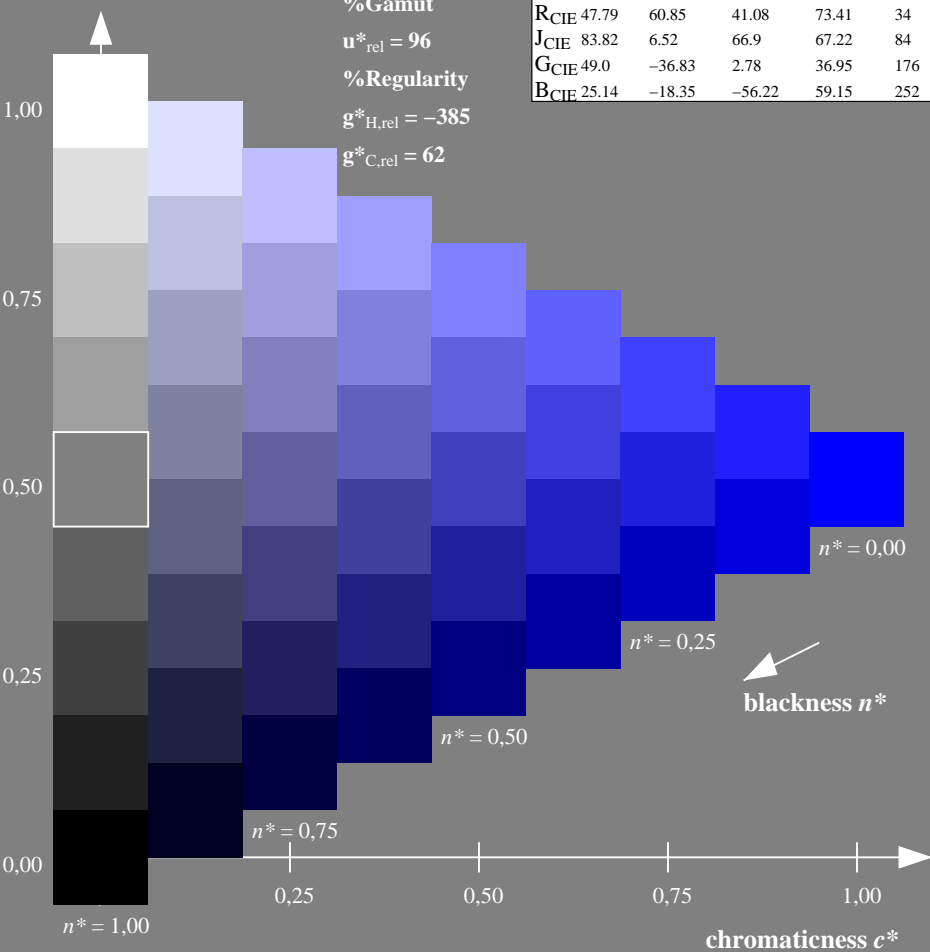
$u^*_{rel} = 96$

%Regularity

$g^*_{H,rel} = -385$

$g^*_{C,rel} = 62$

triangle lightness t^*



Output: Colorimetric Television Luminous System TLS00

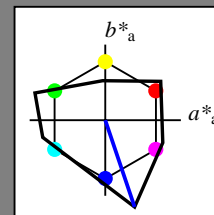
for hue $h^* = lab^*h = 289/360 = 0.802$

lab^*tch and lab^*nch

A: hue V

LCH*Ma: 13 121 289

olv*Ma: 0.0 0.0 1.0



TLS00; adapted (a) CIELAB data

	$L^*=L^*_a$	a^*_a	b^*_a	$C^*_{ab,a}$	$h^*_{ab,a}$
O _{Ma}	65.56	73.34	51.39	89.55	35
Y _{Ma}	94.78	-3.49	52.24	52.36	94
L _{Ma}	77.48	-92.97	36.0	99.71	159
C _{Ma}	78.36	-82.69	-22.74	85.77	195
V _{Ma}	12.55	38.81	-114.81	121.2	289
M _{Ma}	66.71	76.08	-29.8	81.71	339
N _{Ma}	0.01	0.0	0.0	0.0	0
W _{Ma}	95.41	0.0	0.0	0.0	0
R _{CIE}	47.79	61.74	42.56	74.99	35
J _{CIE}	83.82	7.06	70.78	71.13	84
G _{CIE}	49.0	-35.95	4.34	36.22	173
B _{CIE}	25.14	-17.24	-56.24	58.84	253

%Gamut

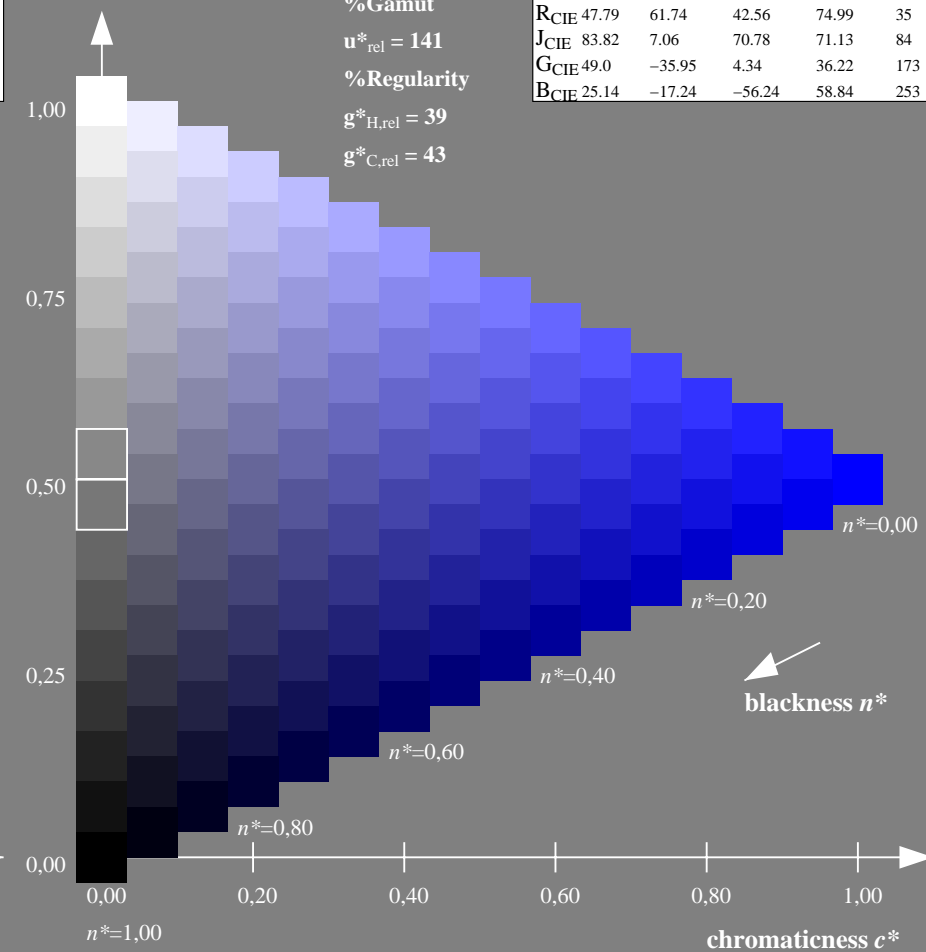
$u^*_{rel} = 141$

%Regularity

$g^*_{H,rel} = 39$

$g^*_{C,rel} = 43$

triangle lightness t^*



RE900-7, 9 step scales for constant CIELAB hue 304/360 = 0.845 (left)

16 step scales for constant CIELAB hue 289/360 = 0.802 (right)

BAM-test chart RE90; Colorimetric systems ORS18 & ORS18

A: 9 and 16 step colour scales for 10 hues

input: olv^* setrgbcolor

output: Startup (S) data dependend

Input: Colorimetric Offset Reflective System ORS18

for hue $h^* = lab^*h = 6/360 = 0.017$

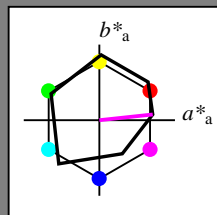
lab^*tch and lab^*nch

A: hue M

LCH*Ma: 56 71 6

olv*Ma: 1.0 0.0 1.0

triangle lightness t^*



%Gamut

$u^*_{rel} = 96$

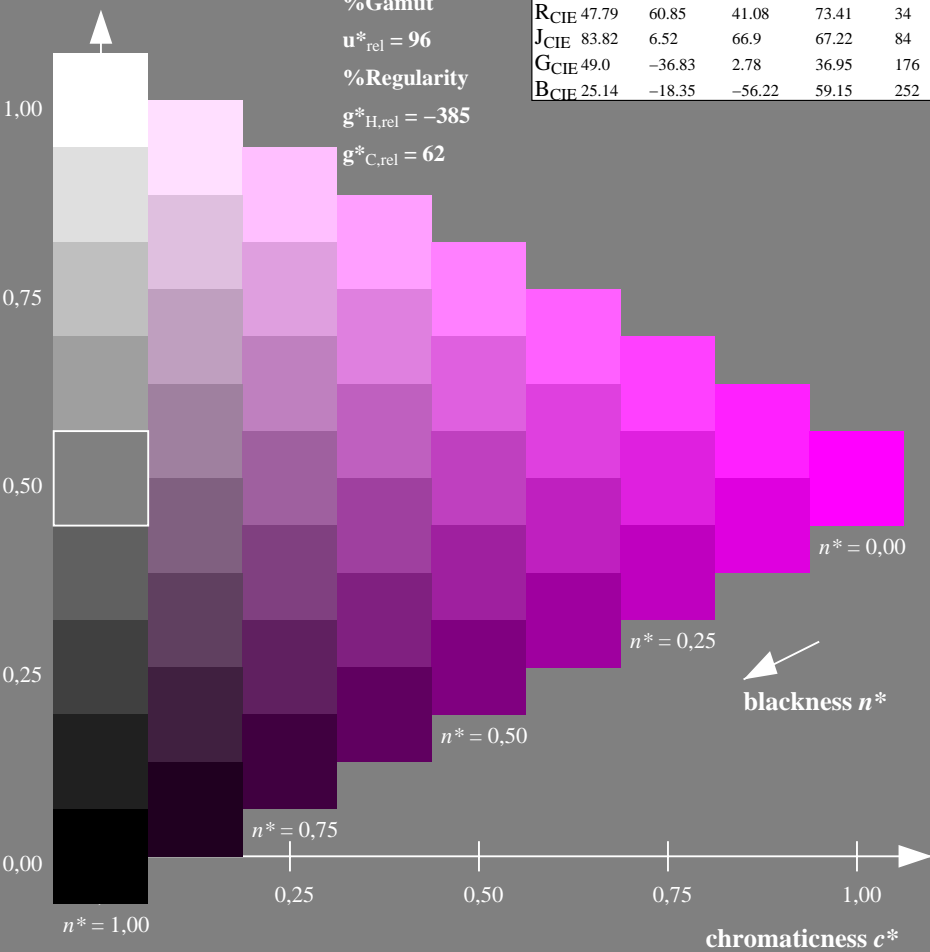
%Regularity

$g^*_{H,rel} = -385$

$g^*_{C,rel} = 62$

ORS18; adapted (a) CIELAB data

	$L^*=L^*_a$	a^*_a	b^*_a	$C^*_{ab,a}$	$h^*_{ab,a}$
O _{Ma}	47.94	64.42	50.58	81.9	38
Y _{Ma}	92.62	2.41	86.36	86.39	88
L _{Ma}	50.9	-63.82	35.02	72.81	151
C _{Ma}	51.25	-53.68	-57.69	78.82	227
V _{Ma}	25.72	30.34	-44.37	53.76	304
M _{Ma}	56.25	70.59	7.57	70.99	6
N _{Ma}	18.11	0.0	0.0	0.0	0
W _{Ma}	95.6	0.0	0.0	0.0	0
R _{CIE}	47.79	60.85	41.08	73.41	34
J _{CIE}	83.82	6.52	66.9	67.22	84
G _{CIE}	49.0	-36.83	2.78	36.95	176
B _{CIE}	25.14	-18.35	-56.22	59.15	252



Output: Colorimetric Television Luminous System TLS00

for hue $h^* = lab^*h = 339/360 = 0.941$

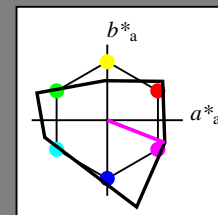
lab^*tch and lab^*nch

A: hue M

LCH*Ma: 67 82 339

olv*Ma: 1.0 0.0 1.0

triangle lightness t^*



%Gamut

$u^*_{rel} = 141$

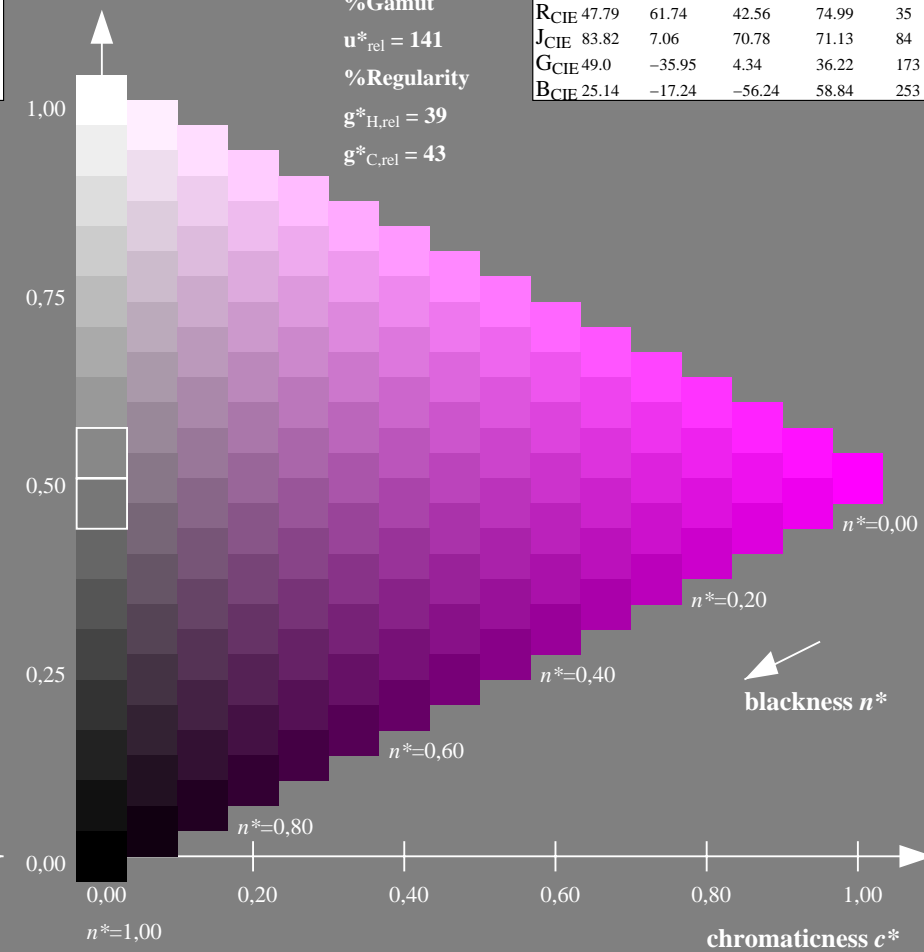
%Regularity

$g^*_{H,rel} = 39$

$g^*_{C,rel} = 43$

TLS00; adapted (a) CIELAB data

	$L^*=L^*_a$	a^*_a	b^*_a	$C^*_{ab,a}$	$h^*_{ab,a}$
O _{Ma}	65.56	73.34	51.39	89.55	35
Y _{Ma}	94.78	-3.49	52.24	52.36	94
L _{Ma}	77.48	-92.97	36.0	99.71	159
C _{Ma}	78.36	-82.69	-22.74	85.77	195
V _{Ma}	12.55	38.81	-114.81	121.2	289
M _{Ma}	66.71	76.08	-29.8	81.71	339
N _{Ma}	0.01	0.0	0.0	0.0	0
W _{Ma}	95.41	0.0	0.0	0.0	0
R _{CIE}	47.79	61.74	42.56	74.99	35
J _{CIE}	83.82	7.06	70.78	71.13	84
G _{CIE}	49.0	-35.95	4.34	36.22	173
B _{CIE}	25.14	-17.24	-56.24	58.84	253



RE900-7, 9 step scales for constant CIELAB hue 6/360 = 0.017 (left)

16 step scales for constant CIELAB hue 339/360 = 0.941 (right)

BAM-test chart RE90; Colorimetric systems ORS18 & ORS18

A: 9 and 16 step colour scales for 10 hues

input: olv^* setrgbcolor

output: Startup (S) data dependend

Input: Colorimetric Offset Reflective System ORS18

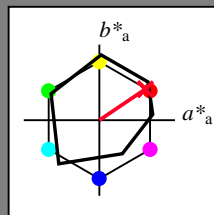
for hue $h^* = lab^*h = 34/360 = 0.095$

lab^*tch and lab^*nch

A: hue R

LCH*Ma: 49 79 34

olv*Ma: 1.0 0.0 0.15



ORS18; adapted (a) CIELAB data

	$L^*=L^*_a$	a^*_a	b^*_a	$C^*_{ab,a}$	$h^*_{ab,a}$
O _{Ma}	47.94	64.42	50.58	81.9	38
Y _{Ma}	92.62	2.41	86.36	86.39	88
L _{Ma}	50.9	-63.82	35.02	72.81	151
C _{Ma}	51.25	-53.68	-57.69	78.82	227
V _{Ma}	25.72	30.34	-44.37	53.76	304
M _{Ma}	56.25	70.59	7.57	70.99	6
N _{Ma}	18.11	0.0	0.0	0.0	0
W _{Ma}	95.6	0.0	0.0	0.0	0
R _{CIE}	47.79	60.85	41.08	73.41	34
J _{CIE}	83.82	6.52	66.9	67.22	84
G _{CIE}	49.0	-36.83	2.78	36.95	176
B _{CIE}	25.14	-18.35	-56.22	59.15	252

%Gamut

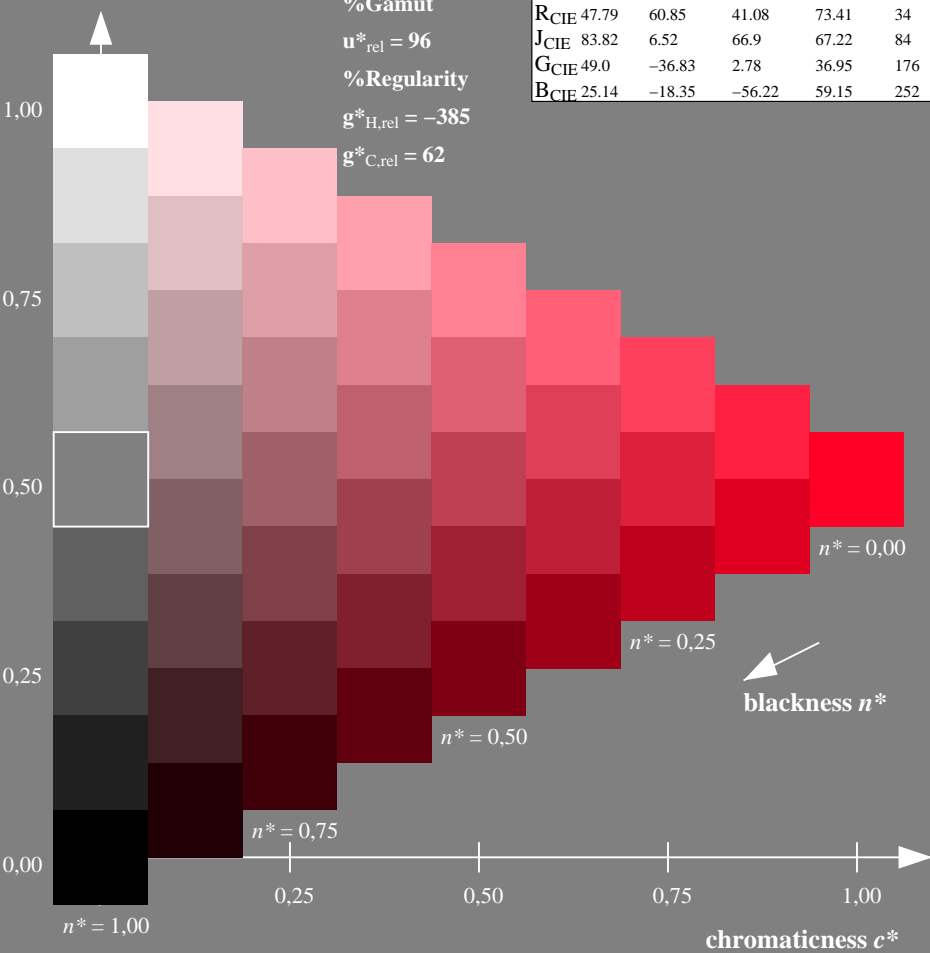
$u^*_{rel} = 96$

%Regularity

$g^*_{H,rel} = -385$

$g^*_{C,rel} = 62$

triangle lightness t^*



Output: Colorimetric Television Luminous System TLS00

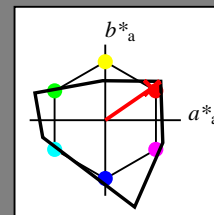
for hue $h^* = lab^*h = 35/360 = 0.096$

lab^*tch and lab^*nch

A: hue R

LCH*Ma: 66 89 35

olv*Ma: 1.0 0.0 0.01



TLS00; adapted (a) CIELAB data

	$L^*=L^*_a$	a^*_a	b^*_a	$C^*_{ab,a}$	$h^*_{ab,a}$
O _{Ma}	65.56	73.34	51.39	89.55	35
Y _{Ma}	94.78	-3.49	52.24	52.36	94
L _{Ma}	77.48	-92.97	36.0	99.71	159
C _{Ma}	78.36	-82.69	-22.74	85.77	195
V _{Ma}	12.55	38.81	-114.81	121.2	289
M _{Ma}	66.71	76.08	-29.8	81.71	339
N _{Ma}	0.01	0.0	0.0	0.0	0
W _{Ma}	95.41	0.0	0.0	0.0	0
R _{CIE}	47.79	61.74	42.56	74.99	35
J _{CIE}	83.82	7.06	70.78	71.13	84
G _{CIE}	49.0	-35.95	4.34	36.22	173
B _{CIE}	25.14	-17.24	-56.24	58.84	253

%Gamut

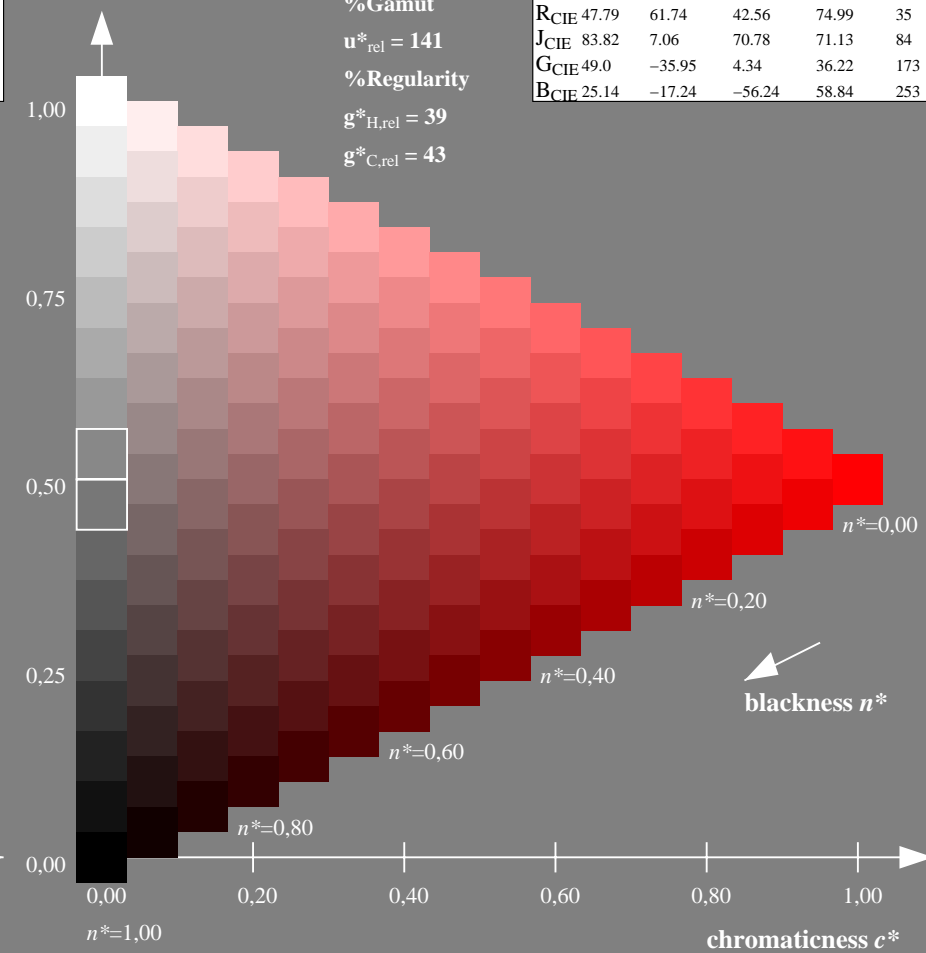
$u^*_{rel} = 141$

%Regularity

$g^*_{H,rel} = 39$

$g^*_{C,rel} = 43$

triangle lightness t^*



RE900-7, 9 step scales for constant CIELAB hue 34/360 = 0.095 (left)

16 step scales for constant CIELAB hue 35/360 = 0.096 (right)

BAM-test chart RE90; Colorimetric systems ORS18 & ORS18

A: 9 and 16 step colour scales for 10 hues

input: olv^* setrgbcolor

output: Startup (S) data depend

Input: Colorimetric Offset Reflective System ORS18

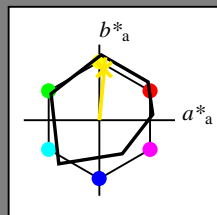
for hue $h^* = lab^*h = 84/360 = 0.235$

lab^*tch and lab^*nch

A: hue J

LCH*Ma: 89 83 84

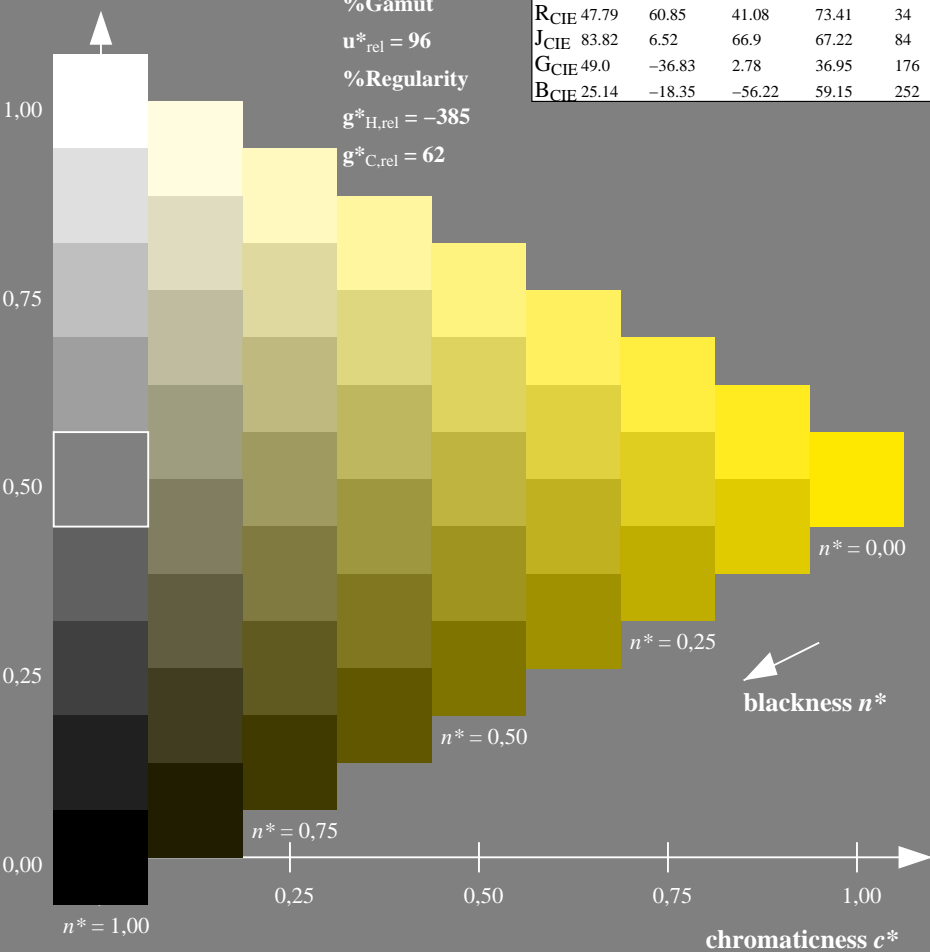
olv*Ma: 1.0 0.91 0.0



ORS18; adapted (a) CIELAB data

	$L^*=L^*_a$	a^*_a	b^*_a	$C^*_{ab,a}$	$h^*_{ab,a}$
O _{Ma}	47.94	64.42	50.58	81.9	38
Y _{Ma}	92.62	2.41	86.36	86.39	88
L _{Ma}	50.9	-63.82	35.02	72.81	151
C _{Ma}	51.25	-53.68	-57.69	78.82	227
V _{Ma}	25.72	30.34	-44.37	53.76	304
M _{Ma}	56.25	70.59	7.57	70.99	6
N _{Ma}	18.11	0.0	0.0	0.0	0
W _{Ma}	95.6	0.0	0.0	0.0	0
R _{CIE}	47.79	60.85	41.08	73.41	34
J _{CIE}	83.82	6.52	66.9	67.22	84
G _{CIE}	49.0	-36.83	2.78	36.95	176
B _{CIE}	25.14	-18.35	-56.22	59.15	252

triangle lightness t^*



%Gamut

$u^*_{rel} = 96$

%Regularity

$g^*_{H,rel} = -385$

$g^*_{C,rel} = 62$

Output: Colorimetric Television Luminous System TLS00

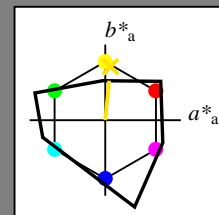
for hue $h^* = lab^*h = 84/360 = 0.234$

lab^*tch and lab^*nch

A: hue J

LCH*Ma: 91 52 84

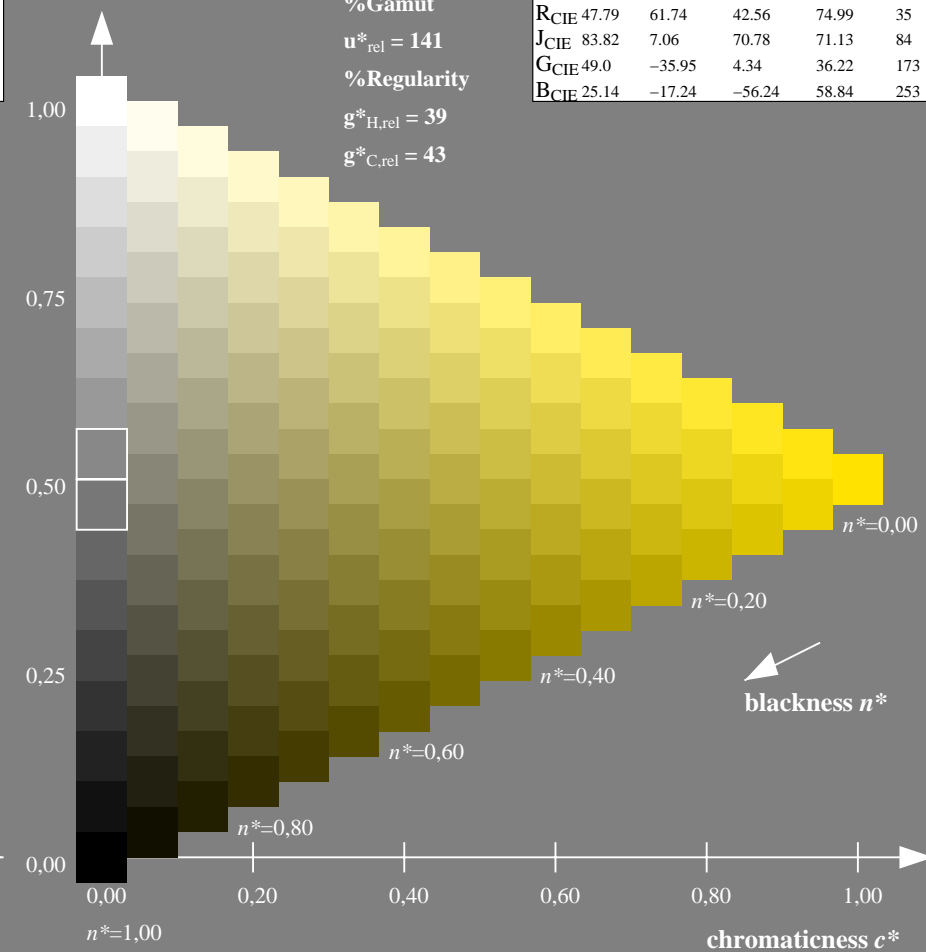
olv*Ma: 1.0 0.89 0.0



TLS00; adapted (a) CIELAB data

	$L^*=L^*_a$	a^*_a	b^*_a	$C^*_{ab,a}$	$h^*_{ab,a}$
O _{Ma}	65.56	73.34	51.39	89.55	35
Y _{Ma}	94.78	-3.49	52.24	52.36	94
L _{Ma}	77.48	-92.97	36.0	99.71	159
C _{Ma}	78.36	-82.69	-22.74	85.77	195
V _{Ma}	12.55	38.81	-114.81	121.2	289
M _{Ma}	66.71	76.08	-29.8	81.71	339
N _{Ma}	0.01	0.0	0.0	0.0	0
W _{Ma}	95.41	0.0	0.0	0.0	0
R _{CIE}	47.79	61.74	42.56	74.99	35
J _{CIE}	83.82	7.06	70.78	71.13	84
G _{CIE}	49.0	-35.95	4.34	36.22	173
B _{CIE}	25.14	-17.24	-56.24	58.84	253

triangle lightness t^*



%Gamut

$u^*_{rel} = 141$

%Regularity

$g^*_{H,rel} = 39$

$g^*_{C,rel} = 43$

RE900-7, 9 step scales for constant CIELAB hue 84/360 = 0.235 (left)

16 step scales for constant CIELAB hue 84/360 = 0.234 (right)

BAM-test chart RE90; Colorimetric systems ORS18 & ORS18

A: 9 and 16 step colour scales for 10 hues

input: olv^* setrgbcolor

output: Startup (S) data dependend

Input: Colorimetric Offset Reflective System ORS18

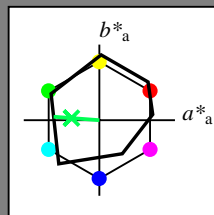
for hue $h^* = lab^*h = 176/360 = 0.488$

lab^*tch and lab^*nch

A: hue G

LCH*Ma: 51 61 176

olv*Ma: 0.0 1.0 0.33



ORS18; adapted (a) CIELAB data

	$L^*=L^*_a$	a^*_a	b^*_a	$C^*_{ab,a}$	$h^*_{ab,a}$
O _{Ma}	47.94	64.42	50.58	81.9	38
Y _{Ma}	92.62	2.41	86.36	86.39	88
L _{Ma}	50.9	-63.82	35.02	72.81	151
C _{Ma}	51.25	-53.68	-57.69	78.82	227
V _{Ma}	25.72	30.34	-44.37	53.76	304
M _{Ma}	56.25	70.59	7.57	70.99	6
N _{Ma}	18.11	0.0	0.0	0.0	0
W _{Ma}	95.6	0.0	0.0	0.0	0
R _{CIE}	47.79	60.85	41.08	73.41	34
J _{CIE}	83.82	6.52	66.9	67.22	84
G _{CIE}	49.0	-36.83	2.78	36.95	176
B _{CIE}	25.14	-18.35	-56.22	59.15	252

%Gamut

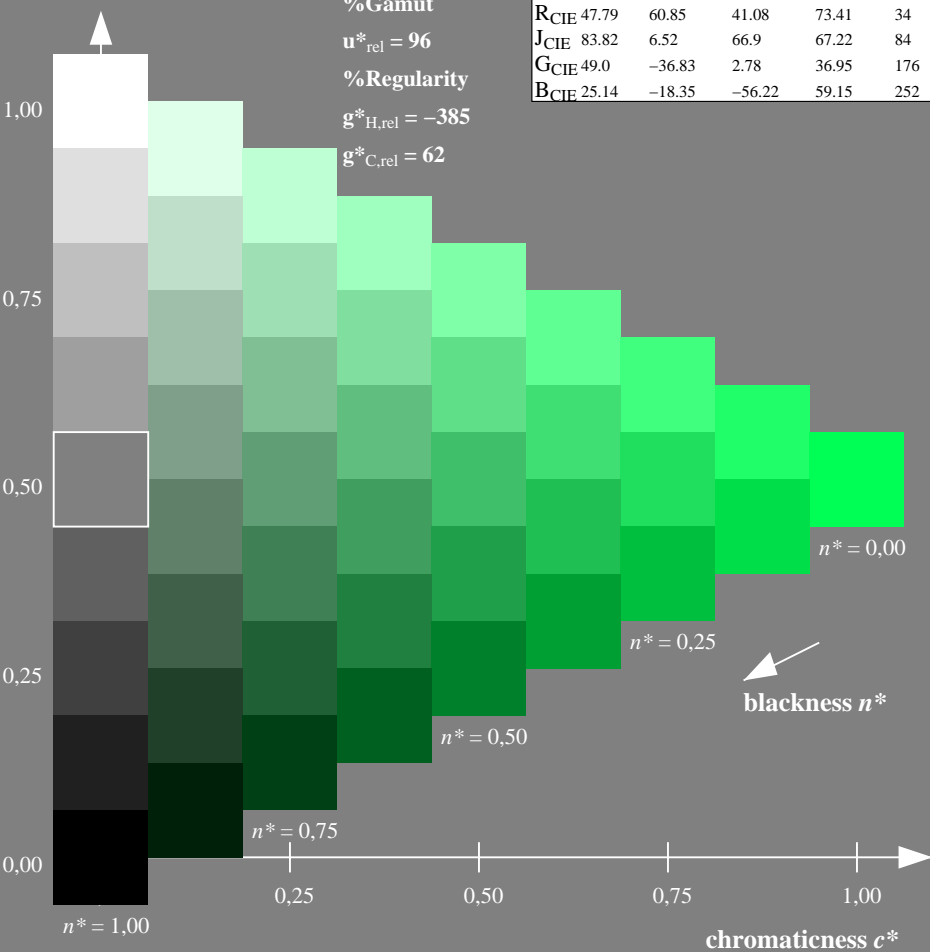
$u^*_{rel} = 96$

%Regularity

$g^*_{H,rel} = -385$

$g^*_{C,rel} = 62$

triangle lightness t^*



RE900-7, 9 step scales for constant CIELAB hue 176/360 = 0.488 (left)

Output: Colorimetric Television Luminous System TLS00

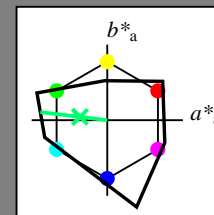
for hue $h^* = lab^*h = 173/360 = 0.481$

lab^*tch and lab^*nch

A: hue G

LCH*Ma: 78 89 173

olv*Ma: 0.0 1.0 0.43



TLS00; adapted (a) CIELAB data

	$L^*=L^*_a$	a^*_a	b^*_a	$C^*_{ab,a}$	$h^*_{ab,a}$
O _{Ma}	65.56	73.34	51.39	89.55	35
Y _{Ma}	94.78	-3.49	52.24	52.36	94
L _{Ma}	77.48	-92.97	36.0	99.71	159
C _{Ma}	78.36	-82.69	-22.74	85.77	195
V _{Ma}	12.55	38.81	-114.81	121.2	289
M _{Ma}	66.71	76.08	-29.8	81.71	339
N _{Ma}	0.01	0.0	0.0	0.0	0
W _{Ma}	95.41	0.0	0.0	0.0	0
R _{CIE}	47.79	61.74	42.56	74.99	35
J _{CIE}	83.82	7.06	70.78	71.13	84
G _{CIE}	49.0	-35.95	4.34	36.22	173
B _{CIE}	25.14	-17.24	-56.24	58.84	253

%Gamut

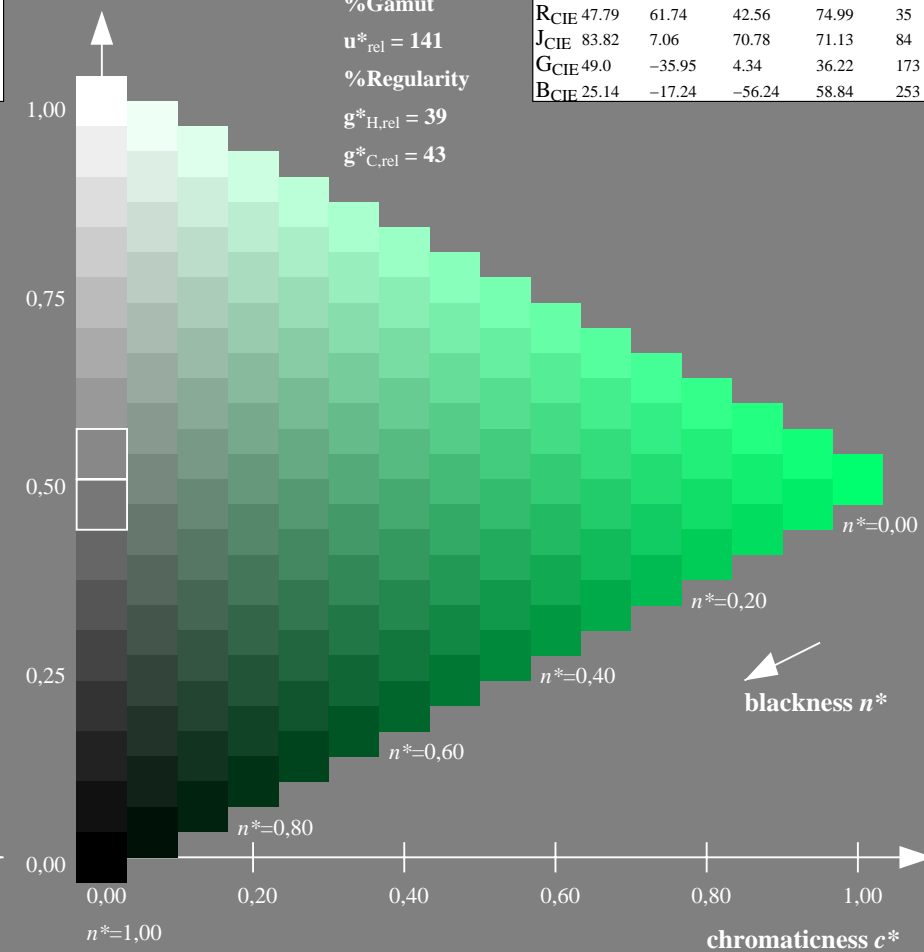
$u^*_{rel} = 141$

%Regularity

$g^*_{H,rel} = 39$

$g^*_{C,rel} = 43$

triangle lightness t^*



16 step scales for constant CIELAB hue 173/360 = 0.481 (right)

BAM-test chart RE90; Colorimetric systems ORS18 & ORS18

A: 9 and 16 step colour scales for 10 hues

input: olv^* setrgbcolor

output: Startup (S) data dependend

Input: Colorimetric Offset Reflective System ORS18

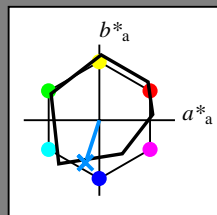
for hue $h^* = lab^*h = 252/360 = 0.7$

lab^*tch and lab^*nch

A: hue B

LCH*Ma: 40 55 252

olv*Ma: 0.0 0.56 1.0



ORS18; adapted (a) CIELAB data

	$L^*=L^*_a$	a^*_a	b^*_a	$C^*_{ab,a}$	$h^*_{ab,a}$
O _{Ma}	47.94	64.42	50.58	81.9	38
Y _{Ma}	92.62	2.41	86.36	86.39	88
L _{Ma}	50.9	-63.82	35.02	72.81	151
C _{Ma}	51.25	-53.68	-57.69	78.82	227
V _{Ma}	25.72	30.34	-44.37	53.76	304
M _{Ma}	56.25	70.59	7.57	70.99	6
N _{Ma}	18.11	0.0	0.0	0.0	0
W _{Ma}	95.6	0.0	0.0	0.0	0
R _{CIE}	47.79	60.85	41.08	73.41	34
J _{CIE}	83.82	6.52	66.9	67.22	84
G _{CIE}	49.0	-36.83	2.78	36.95	176
B _{CIE}	25.14	-18.35	-56.22	59.15	252

%Gamut

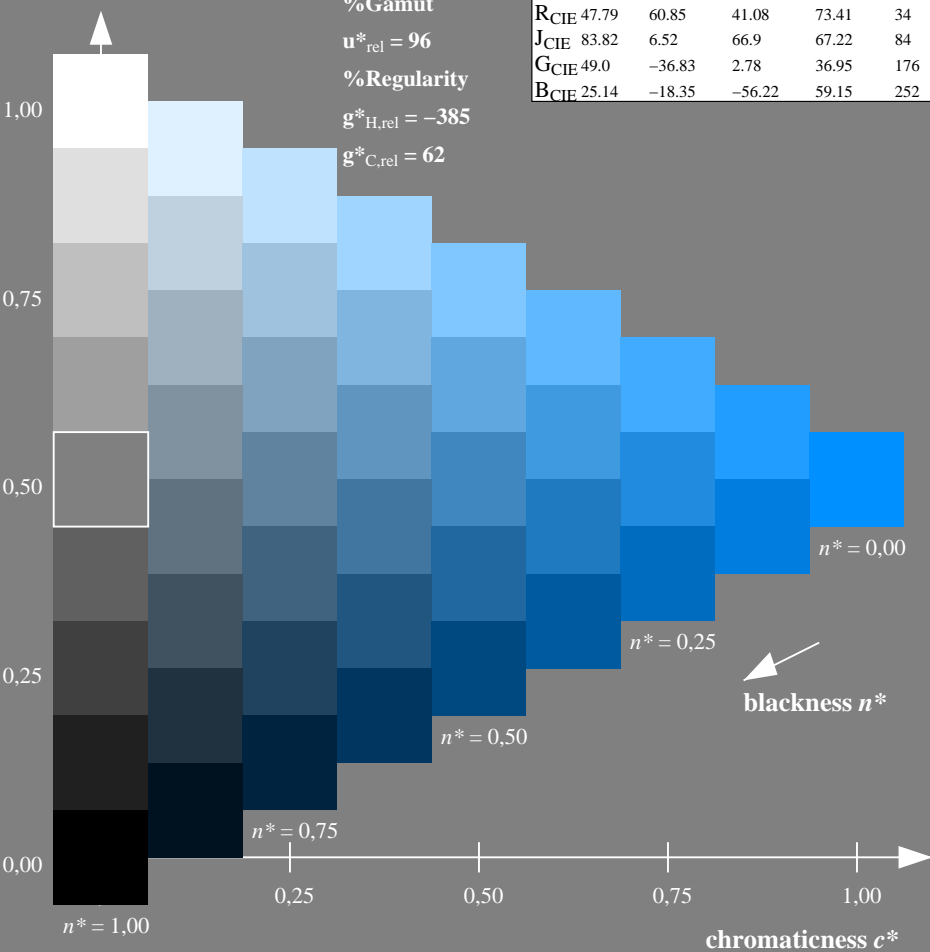
$u^*_{rel} = 96$

%Regularity

$g^*_{H,rel} = -385$

$g^*_{C,rel} = 62$

triangle lightness t^*



Output: Colorimetric Television Luminous System TLS00

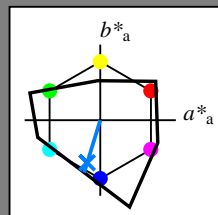
for hue $h^* = lab^*h = 253/360 = 0.703$

lab^*tch and lab^*nch

A: hue B

LCH*Ma: 45 72 253

olv*Ma: 0.0 0.49 1.0



TLS00; adapted (a) CIELAB data

	$L^*=L^*_a$	a^*_a	b^*_a	$C^*_{ab,a}$	$h^*_{ab,a}$
O _{Ma}	65.56	73.34	51.39	89.55	35
Y _{Ma}	94.78	-3.49	52.24	52.36	94
L _{Ma}	77.48	-92.97	36.0	99.71	159
C _{Ma}	78.36	-82.69	-22.74	85.77	195
V _{Ma}	12.55	38.81	-114.81	121.2	289
M _{Ma}	66.71	76.08	-29.8	81.71	339
N _{Ma}	0.01	0.0	0.0	0.0	0
W _{Ma}	95.41	0.0	0.0	0.0	0
R _{CIE}	47.79	61.74	42.56	74.99	35
J _{CIE}	83.82	7.06	70.78	71.13	84
G _{CIE}	49.0	-35.95	4.34	36.22	173
B _{CIE}	25.14	-17.24	-56.24	58.84	253

%Gamut

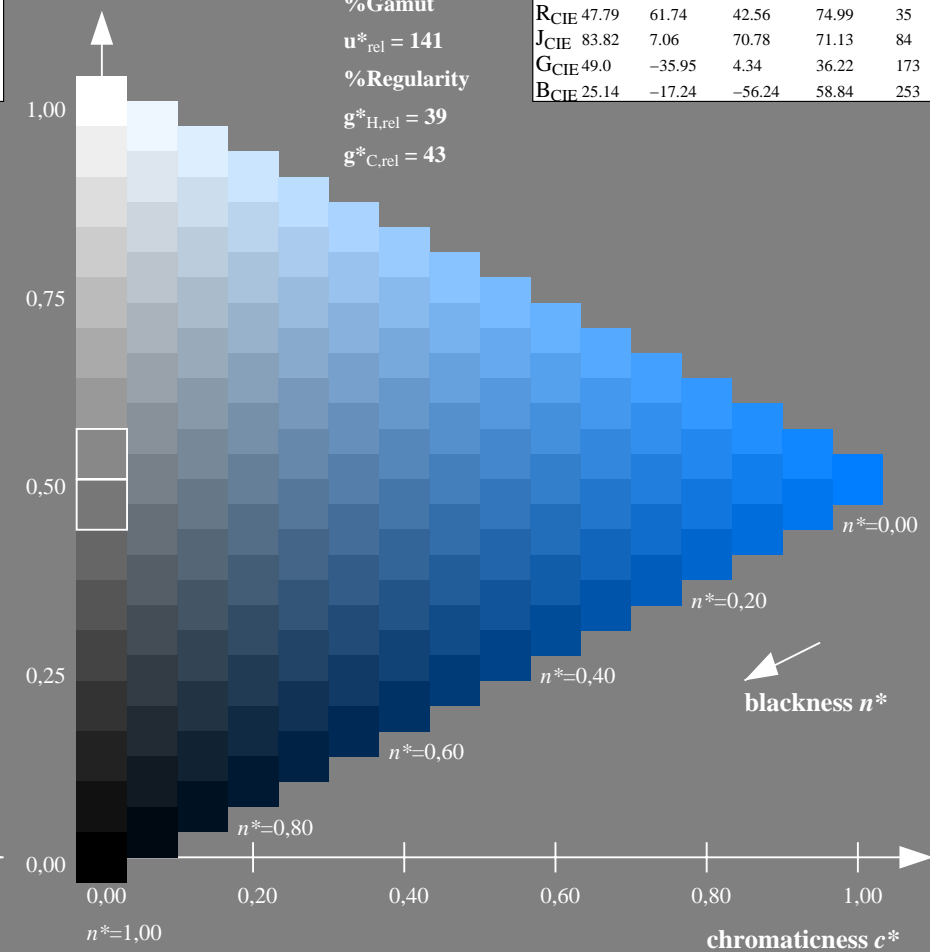
$u^*_{rel} = 141$

%Regularity

$g^*_{H,rel} = 39$

$g^*_{C,rel} = 43$

triangle lightness t^*



RE900-7, 9 step scales for constant CIELAB hue 252/360 = 0.7 (left)

16 step scales for constant CIELAB hue 253/360 = 0.703 (right)

BAM-test chart RE90; Colorimetric systems ORS18 & ORS18

A: 9 and 16 step colour scales for 10 hues

input: olv^* setrgbcolor

output: Startup (S) data dependend