

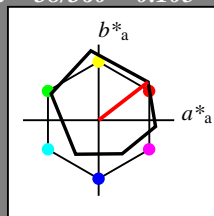
Eingabe: Farbmétrisches Offset-Reflektiv-System ORS18

für Buntton  $h^* = lab^*h = 38/360 = 0.105$

$lab^*tch$  und  $lab^*nch$

A: Buntton O  
 LCH\*Ma: 48 83 38  
 olv\*Ma: 1.0 0.0 0.0

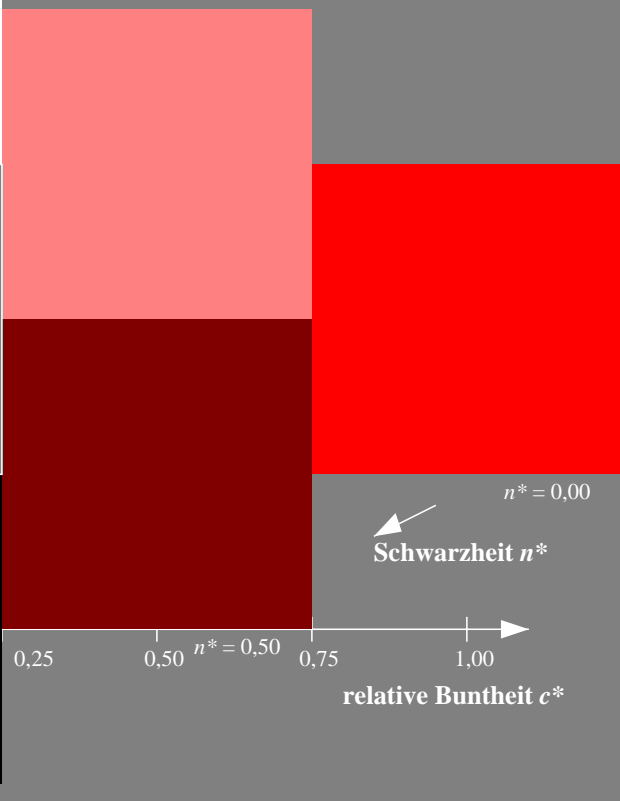

Dreiecks-Helligkeit  $t^*$



**ORS18; adaptierte CIELAB-Daten**

	$L^*=L^*_a$	$a^*_a$	$b^*_a$	$C^*_{ab,a}$	$h^*_{ab,a}$
OMa	47.94	65.39	50.52	82.63	38
YMa	90.37	-10.26	91.75	92.32	96
LMa	50.9	-62.83	34.96	71.91	151
CMa	58.62	-30.34	-45.01	54.3	236
VMa	25.72	31.1	-44.4	54.22	305
MMa	48.13	75.28	-8.36	75.74	354
NMa	18.01	0.0	0.0	0.0	0
WMa	95.41	0.0	0.0	0.0	0
RCIE	39.92	58.66	26.98	64.57	25
JCIE	81.26	-2.16	67.76	67.79	92
GCIE	52.23	-42.25	11.76	43.87	164
BCIE	30.57	1.15	-46.84	46.86	271

%Umfang  
 $u^*_{rel} = 93$   
 %Regularität  
 $g^*_{H,rel} = 57$   
 $g^*_{C,rel} = 59$



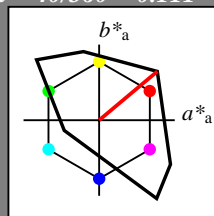
Ausgabe: Farbmétrisches Fernseh-Licht-System TLS00

für Buntton  $h^* = lab^*h = 40/360 = 0.111$

$lab^*tch$  und  $lab^*nch$

A: Buntton O  
 LCH\*Ma: 51 100 40  
 olv\*Ma: 1.0 0.0 0.0

Dreiecks-Helligkeit  $t^*$



**TLS00; adaptierte CIELAB-Daten**

	$L^*=L^*_a$	$a^*_a$	$b^*_a$	$C^*_{ab,a}$	$h^*_{ab,a}$
OMa	50.5	76.92	64.55	100.42	40
YMa	92.66	-20.69	90.75	93.08	103
LMa	83.63	-82.75	79.9	115.04	136
CMa	86.88	-46.16	-13.55	48.12	196
VMa	30.39	76.06	-103.59	128.52	306
MMa	57.3	94.35	-58.41	110.97	328
NMa	0.01	0.0	0.0	0.0	0
WMa	95.41	0.0	0.0	0.0	0
RCIE	39.92	58.74	27.99	65.07	25
JCIE	81.26	-2.88	71.56	71.62	92
GCIE	52.23	-42.41	13.6	44.55	162
BCIE	30.57	1.41	-46.46	46.49	272

%Umfang  
 $u^*_{rel} = 158$   
 %Regularität  
 $g^*_{H,rel} = 20$   
 $g^*_{C,rel} = 37$

**relative Inform. Technology (IT)**

olvi3*	1.0	1.0	1.0	(1.0)
cmyn3*	0.0	0.0	0.0	(0.0)
olvi4*	1.0	1.0	1.0	1.0
cmyn4*	0.0	0.0	0.0	0.0

**standard and adapted CIELAB**

LAB*LAB	95.41	0.0	0.0
LAB*LABa	95.41	0.0	0.0
LAB*TCHa	99.99	0.01	-

**relative CIELAB lab\***

lab*lab	1.0	0.0	0.0
lab*tch	1.0	0.0	-
lab*nch	0.0	0.0	-

**relative Natural Colour (NC)**

lab*lrj	1.0	0.0	0.0
lab*tce	1.0	0.0	-
lab*nce	0.0	0.0	-

**relative Inform. Technology (IT)**

olvi3*	1.0	0.5	0.5	(1.0)
cmyn3*	0.0	0.5	0.5	(0.0)
olvi4*	1.0	0.5	0.5	1.0
cmyn4*	0.0	0.5	0.5	0.0

**standard and adapted CIELAB**

LAB*LAB	72.95	38.45	32.27
LAB*LABa	72.95	38.45	32.27
LAB*TCHa	75.0	50.2	40.0

**relative CIELAB lab\***

lab*lab	0.765	0.383	0.321
lab*tch	0.75	0.5	0.111
lab*nch	0.0	0.5	0.111

**relative Natural Colour (NC)**

lab*lrj	0.765	0.471	0.167
lab*tce	0.75	0.5	0.054
lab*nce	0.0	0.5	r21j

**relative Inform. Technology (IT)**

olvi3*	0.5	0.5	0.5	(1.0)
cmyn3*	0.5	0.5	0.5	(0.0)
olvi4*	1.0	1.0	1.0	0.5
cmyn4*	0.0	0.0	0.0	0.5

**standard and adapted CIELAB**

LAB*LAB	47.72	0.0	0.0
LAB*LABa	47.72	0.0	0.0
LAB*TCHa	50.0	0.01	-

**relative CIELAB lab\***

lab*lab	0.5	0.0	0.0
lab*tch	0.5	0.0	-
lab*nch	0.5	0.0	-

**relative Natural Colour (NC)**

lab*lrj	0.5	0.0	0.0
lab*tce	0.5	0.0	-
lab*nce	0.5	0.0	-

**relative Inform. Technology (IT)**

olvi3*	0.5	0.0	0.0	(1.0)
cmyn3*	0.5	1.0	1.0	(0.0)
olvi4*	1.0	0.5	0.5	0.5
cmyn4*	0.0	0.5	0.5	0.5

**standard and adapted CIELAB**

LAB*LAB	25.26	38.45	32.27
LAB*LABa	25.26	38.45	32.27
LAB*TCHa	25.01	50.2	40.0

**relative CIELAB lab\***

lab*lab	0.265	0.383	0.321
lab*tch	0.25	0.5	0.111
lab*nch	0.5	0.5	0.111

**relative Natural Colour (NC)**

lab*lrj	0.265	0.471	0.167
lab*tce	0.25	0.5	0.054
lab*nce	0.5	0.5	r21j

**relative Inform. Technology (IT)**

olvi3*	1.0	0.0	0.0	(1.0)
cmyn3*	0.0	1.0	1.0	(0.0)
olvi4*	1.0	0.0	0.0	1.0
cmyn4*	0.0	1.0	1.0	0.0

**standard and adapted CIELAB**

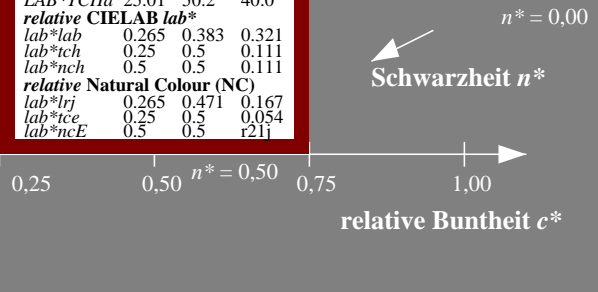
LAB*LAB	50.5	76.9	64.54
LAB*LABa	50.5	76.9	64.54
LAB*TCHa	50.0	100.4	40.0

**relative CIELAB lab\***

lab*lab	0.529	0.766	0.643
lab*tch	0.5	1.0	0.111
lab*nch	0.0	1.0	0.111

**relative Natural Colour (NC)**

lab*lrj	0.529	0.942	0.335
lab*tce	0.5	1.0	0.054
lab*nce	0.0	1.0	r21j



RG00-7, 3 stufige Reihen für konstanten CIELAB Buntton 38/360 = 0.105 (links)

3 stufige Reihen für konstanten CIELAB Buntton 40/360 = 0.111 (rechts)

BAM-Prüfvorlage RG00; Farbmétrik-Systeme ORS18 & TLS00 input: olv\* setrgbcolor

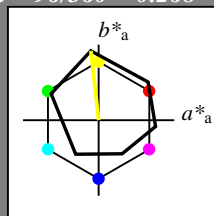
A: 3stufige Farbreihen und Koordinatendaten für 10 Bunttöne output: olv\* setrgbcolor / w\* setgray

Eingabe: Farbmétrisches Offset-Reflektiv-System ORS18

für Buntton  $h^* = lab^*h = 96/360 = 0.268$   
 $lab^*tch$  und  $lab^*nch$

A: Buntton Y  
 LCH\*Ma: 90 92 96  
 olv\*Ma: 1.0 1.0 0.0


Dreiecks-Helligkeit  $t^*$



**ORS18; adaptierte CIELAB-Daten**

	$L^*=L^*_a$	$a^*_a$	$b^*_a$	$C^*_{ab,a}$	$h^*_{ab,a}$
OMa	47.94	65.39	50.52	82.63	38
YMa	90.37	-10.26	91.75	92.32	96
LMa	50.9	-62.83	34.96	71.91	151
CMa	58.62	-30.34	-45.01	54.3	236
VMa	25.72	31.1	-44.4	54.22	305
MMa	48.13	75.28	-8.36	75.74	354
NMa	18.01	0.0	0.0	0.0	0
WMa	95.41	0.0	0.0	0.0	0
RCIE	39.92	58.66	26.98	64.57	25
JCIE	81.26	-2.16	67.76	67.79	92
GCIE	52.23	-42.25	11.76	43.87	164
BCIE	30.57	1.15	-46.84	46.86	271

%Umfang  
 $u^*_{rel} = 93$   
 %Regularität  
 $g^*_{H,rel} = 57$   
 $g^*_{C,rel} = 59$

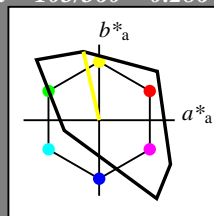


Ausgabe: Farbmétrisches Fernseh-Licht-System TLS00

für Buntton  $h^* = lab^*h = 103/360 = 0.286$   
 $lab^*tch$  und  $lab^*nch$

A: Buntton Y  
 LCH\*Ma: 93 93 103  
 olv\*Ma: 1.0 1.0 0.0

Dreiecks-Helligkeit  $t^*$



**TLS00; adaptierte CIELAB-Daten**

	$L^*=L^*_a$	$a^*_a$	$b^*_a$	$C^*_{ab,a}$	$h^*_{ab,a}$
OMa	50.5	76.92	64.55	100.42	40
YMa	92.66	-20.69	90.75	93.08	103
LMa	83.63	-82.75	79.9	115.04	136
CMa	86.88	-46.16	-13.55	48.12	196
VMa	30.39	76.06	-103.59	128.52	306
MMa	57.3	94.35	-58.41	110.97	328
NMa	0.01	0.0	0.0	0.0	0
WMa	95.41	0.0	0.0	0.0	0
RCIE	39.92	58.74	27.99	65.07	25
JCIE	81.26	-2.88	71.56	71.62	92
GCIE	52.23	-42.41	13.6	44.55	162
BCIE	30.57	1.41	-46.46	46.49	272

%Umfang  
 $u^*_{rel} = 158$   
 %Regularität  
 $g^*_{H,rel} = 20$   
 $g^*_{C,rel} = 37$

**relative Inform. Technology (IT)**

olvi3*	1.0	1.0	1.0	(1.0)
cmyn3*	0.0	0.0	0.0	(0.0)
olvi4*	1.0	1.0	1.0	1.0
cmyn4*	0.0	0.0	0.0	0.0

**standard and adapted CIELAB**

LAB*LAB	95.41	0.0	0.0
LAB*LABa	95.41	0.0	0.0
LAB*TCHa	99.99	0.01	-

**relative CIELAB lab\***

lab*lab	1.0	0.0	0.0
lab*tch	1.0	0.0	-
lab*nch	0.0	0.0	-

**relative Natural Colour (NC)**

lab*lrj	1.0	0.0	0.0
lab*tce	1.0	0.0	-
lab*nce	0.0	0.0	-

**relative Inform. Technology (IT)**

olvi3*	1.0	1.0	0.5	(1.0)
cmyn3*	0.0	0.0	0.5	(0.0)
olvi4*	1.0	1.0	0.5	1.0
cmyn4*	0.0	0.0	0.5	0.0

**standard and adapted CIELAB**

LAB*LAB	94.03	-10.34	45.37
LAB*LABa	94.03	-10.34	45.37
LAB*TCHa	75.0	46.53	102.85

**relative CIELAB lab\***

lab*lab	0.985	-0.11	0.487
lab*tch	0.75	0.5	0.286
lab*nch	0.0	0.5	0.286

**relative Natural Colour (NC)**

lab*lrj	0.985	-0.116	0.486
lab*tce	0.75	0.5	0.288
lab*nce	0.0	0.5	j15g

**relative Inform. Technology (IT)**

olvi3*	0.5	0.5	0.5	(1.0)
cmyn3*	0.5	0.5	0.5	(0.0)
olvi4*	1.0	1.0	1.0	0.5
cmyn4*	0.0	0.0	0.0	0.5

**standard and adapted CIELAB**

LAB*LAB	47.72	0.0	0.0
LAB*LABa	47.72	0.0	0.0
LAB*TCHa	50.0	0.01	-

**relative CIELAB lab\***

lab*lab	0.5	0.0	0.0
lab*tch	0.5	0.0	-
lab*nch	0.5	0.0	-

**relative Natural Colour (NC)**

lab*lrj	0.5	0.0	0.0
lab*tce	0.5	0.0	-
lab*nce	0.5	0.0	-

**relative Inform. Technology (IT)**

olvi3*	0.5	0.5	0.0	(1.0)
cmyn3*	0.5	0.5	1.0	(0.0)
olvi4*	1.0	1.0	0.5	0.5
cmyn4*	0.0	0.0	0.5	0.5

**standard and adapted CIELAB**

LAB*LAB	46.34	-10.34	45.37
LAB*LABa	46.34	-10.34	45.37
LAB*TCHa	25.01	46.53	102.85

**relative CIELAB lab\***

lab*lab	0.486	-0.11	0.487
lab*tch	0.25	0.5	0.286
lab*nch	0.5	0.5	0.286

**relative Natural Colour (NC)**

lab*lrj	0.486	-0.116	0.486
lab*tce	0.25	0.5	0.288
lab*nce	0.5	0.5	j15g

**relative Inform. Technology (IT)**

olvi3*	1.0	1.0	1.0	(1.0)
cmyn3*	0.0	0.0	1.0	(0.0)
olvi4*	1.0	1.0	1.0	1.0
cmyn4*	0.0	0.0	1.0	0.0

**standard and adapted CIELAB**

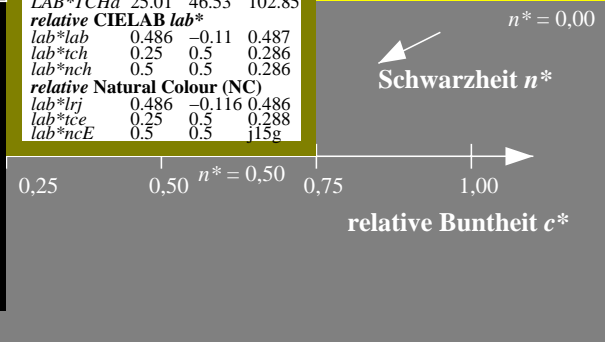
LAB*LAB	92.65	-20.69	90.73
LAB*LABa	92.65	-20.69	90.73
LAB*TCHa	50.0	93.06	102.85

**relative CIELAB lab\***

lab*lab	0.971	-0.221	0.975
lab*tch	0.5	1.0	0.286
lab*nch	0.0	1.0	0.286

**relative Natural Colour (NC)**

lab*lrj	0.971	-0.233	0.972
lab*tce	0.5	1.0	0.288
lab*nce	0.0	1.0	j15g



RG00-7, 3 stufige Reihen für konstanten CIELAB Buntton 96/360 = 0.268 (links)

3 stufige Reihen für konstanten CIELAB Buntton 103/360 = 0.286 (rechts)

BAM-Prüfvorlage RG00; Farbmétrik-Systeme ORS18 & TLS00 input: olv\* setrgbcolor

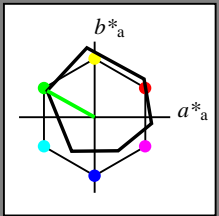
A: 3stufige Farbreihen und Koordinatendaten für 10 Bunttöne output: olv\* setrgbcolor / w\* setgray

**Eingabe: Farbmétrisches Offset-Reflektiv-System ORS18**

für Buntton  $h^* = lab^*h = 151/360 = 0.419$   
 $lab^*tch$  und  $lab^*nch$

A: Buntton L  
 LCH\*Ma: 51 72 151  
 olv\*Ma: 0.0 1.0 0.0

Dreiecks-Helligkeit  $t^*$



%Umfang  
 $u^*_{rel} = 93$   
 %Regularität  
 $g^*_{H,rel} = 57$   
 $g^*_{C,rel} = 59$

**ORS18; adaptierte CIELAB-Daten**

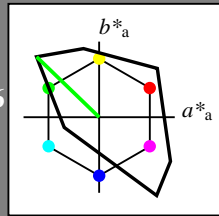
	$L^*=L^*_a$	$a^*_a$	$b^*_a$	$C^*_{ab,a}$	$h^*_{ab,a}$
OMa	47.94	65.39	50.52	82.63	38
YMa	90.37	-10.26	91.75	92.32	96
LMa	50.9	-62.83	34.96	71.91	151
CMa	58.62	-30.34	-45.01	54.3	236
VMa	25.72	31.1	-44.4	54.22	305
MMa	48.13	75.28	-8.36	75.74	354
NMa	18.01	0.0	0.0	0.0	0
WMa	95.41	0.0	0.0	0.0	0
RCIE	39.92	58.66	26.98	64.57	25
JCIE	81.26	-2.16	67.76	67.79	92
GCIE	52.23	-42.25	11.76	43.87	164
BCIE	30.57	1.15	-46.84	46.86	271

**Ausgabe: Farbmétrisches Fernseh-Licht-System TLS00**

für Buntton  $h^* = lab^*h = 136/360 = 0.378$   
 $lab^*tch$  und  $lab^*nch$

A: Buntton L  
 LCH\*Ma: 84 115 136  
 olv\*Ma: 0.0 1.0 0.0

Dreiecks-Helligkeit  $t^*$



%Umfang  
 $u^*_{rel} = 158$   
 %Regularität  
 $g^*_{H,rel} = 20$   
 $g^*_{C,rel} = 37$

**TLS00; adaptierte CIELAB-Daten**

	$L^*=L^*_a$	$a^*_a$	$b^*_a$	$C^*_{ab,a}$	$h^*_{ab,a}$
OMa	50.5	76.92	64.55	100.42	40
YMa	92.66	-20.69	90.75	93.08	103
LMa	83.63	-82.75	79.9	115.04	136
CMa	86.88	-46.16	-13.55	48.12	196
VMa	30.39	76.06	-103.59	128.52	306
MMa	57.3	94.35	-58.41	110.97	328
NMa	0.01	0.0	0.0	0.0	0
WMa	95.41	0.0	0.0	0.0	0
RCIE	39.92	58.74	27.99	65.07	25
JCIE	81.26	-2.88	71.56	71.62	92
GCIE	52.23	-42.41	13.6	44.55	162
BCIE	30.57	1.41	-46.46	46.49	272

**relative Inform. Technology (IT)**

olvi3*	1.0	1.0	1.0	(1.0)
cmyn3*	0.0	0.0	0.0	(0.0)
olvi4*	1.0	1.0	1.0	1.0
cmyn4*	0.0	0.0	0.0	0.0

**standard and adapted CIELAB**

LAB*LAB	95.41	0.0	0.0
LAB*LABa	95.41	0.0	0.0
LAB*TCHa	99.99	0.01	-

**relative CIELAB lab\***

lab*lab	1.0	0.0	0.0
lab*tch	1.0	0.0	-
lab*nch	0.0	0.0	-

**relative Natural Colour (NC)**

lab*lrj	1.0	0.0	0.0
lab*tce	1.0	0.0	-
lab*nce	0.0	0.0	-

**relative Inform. Technology (IT)**

olvi3*	0.5	1.0	0.5	(1.0)
cmyn3*	0.5	0.0	0.5	(0.0)
olvi4*	0.5	1.0	0.5	1.0
cmyn4*	0.5	0.0	0.5	0.0

**standard and adapted CIELAB**

LAB*LAB	89.51	-41.36	39.94
LAB*LABa	89.51	-41.36	39.94
LAB*TCHa	75.0	57.51	136.01

**relative CIELAB lab\***

lab*lab	0.938	-0.359	0.347
lab*tch	0.75	0.5	0.378
lab*nch	0.0	0.5	0.378

**relative Natural Colour (NC)**

lab*lrj	0.938	-0.415	0.278
lab*tce	0.75	0.5	0.406
lab*nce	0.0	0.5	0.62g

**relative Inform. Technology (IT)**

olvi3*	0.5	0.5	0.5	(1.0)
cmyn3*	0.5	0.5	0.5	(0.0)
olvi4*	1.0	1.0	1.0	0.5
cmyn4*	0.0	0.0	0.0	0.5

**standard and adapted CIELAB**

LAB*LAB	47.72	0.0	0.0
LAB*LABa	47.72	0.0	0.0
LAB*TCHa	50.0	0.01	-

**relative CIELAB lab\***

lab*lab	0.5	0.0	0.0
lab*tch	0.5	0.0	-
lab*nch	0.5	0.0	-

**relative Natural Colour (NC)**

lab*lrj	0.5	0.0	0.0
lab*tce	0.5	0.0	-
lab*nce	0.5	0.0	-

**relative Inform. Technology (IT)**

olvi3*	0.0	0.5	0.0	(1.0)
cmyn3*	1.0	0.5	1.0	(0.0)
olvi4*	0.5	1.0	0.5	0.5
cmyn4*	0.5	0.0	0.5	0.5

**standard and adapted CIELAB**

LAB*LAB	41.82	-41.36	39.94
LAB*LABa	41.82	-41.36	39.94
LAB*TCHa	25.01	57.51	136.01

**relative CIELAB lab\***

lab*lab	0.438	-0.359	0.347
lab*tch	0.25	0.5	0.378
lab*nch	0.5	0.5	0.378

**relative Natural Colour (NC)**

lab*lrj	0.438	-0.415	0.278
lab*tce	0.25	0.5	0.406
lab*nce	0.5	0.5	0.62g

**relative Inform. Technology (IT)**

olvi3*	0.0	1.0	0.0	(1.0)
cmyn3*	1.0	0.0	1.0	(0.0)
olvi4*	0.0	1.0	0.0	1.0
cmyn4*	1.0	0.0	1.0	0.0

**standard and adapted CIELAB**

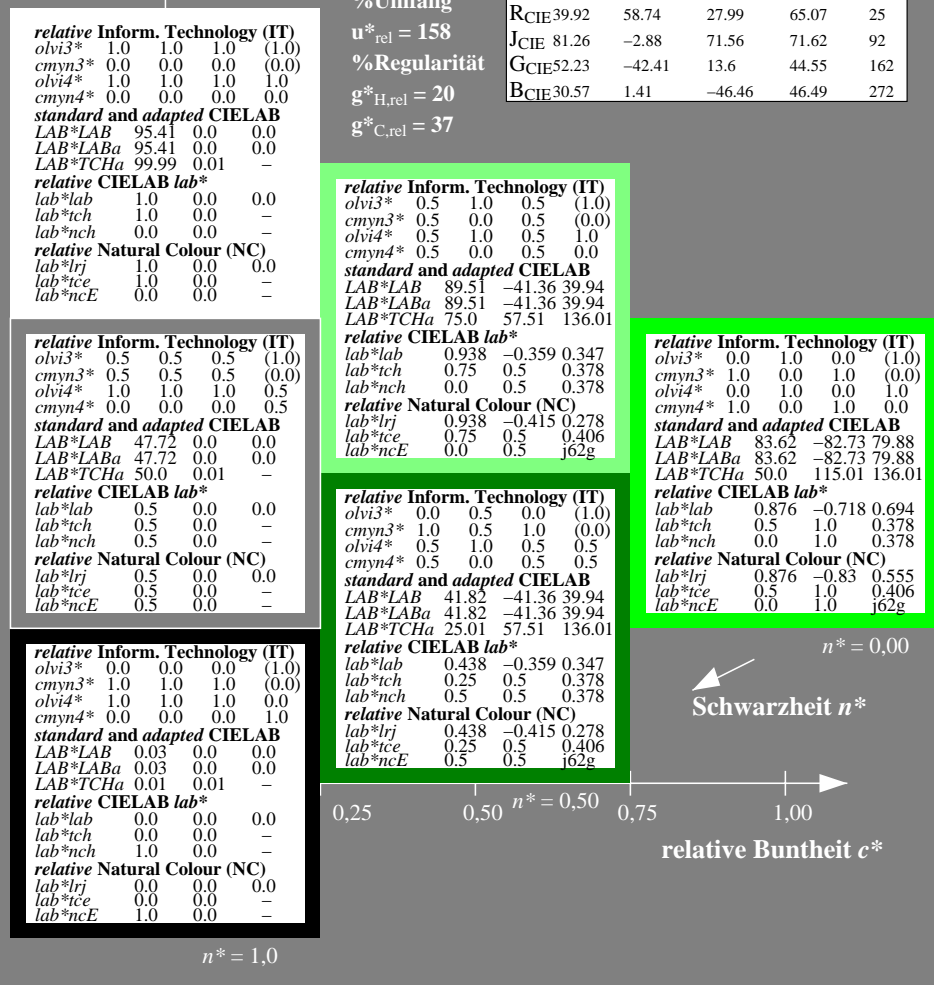
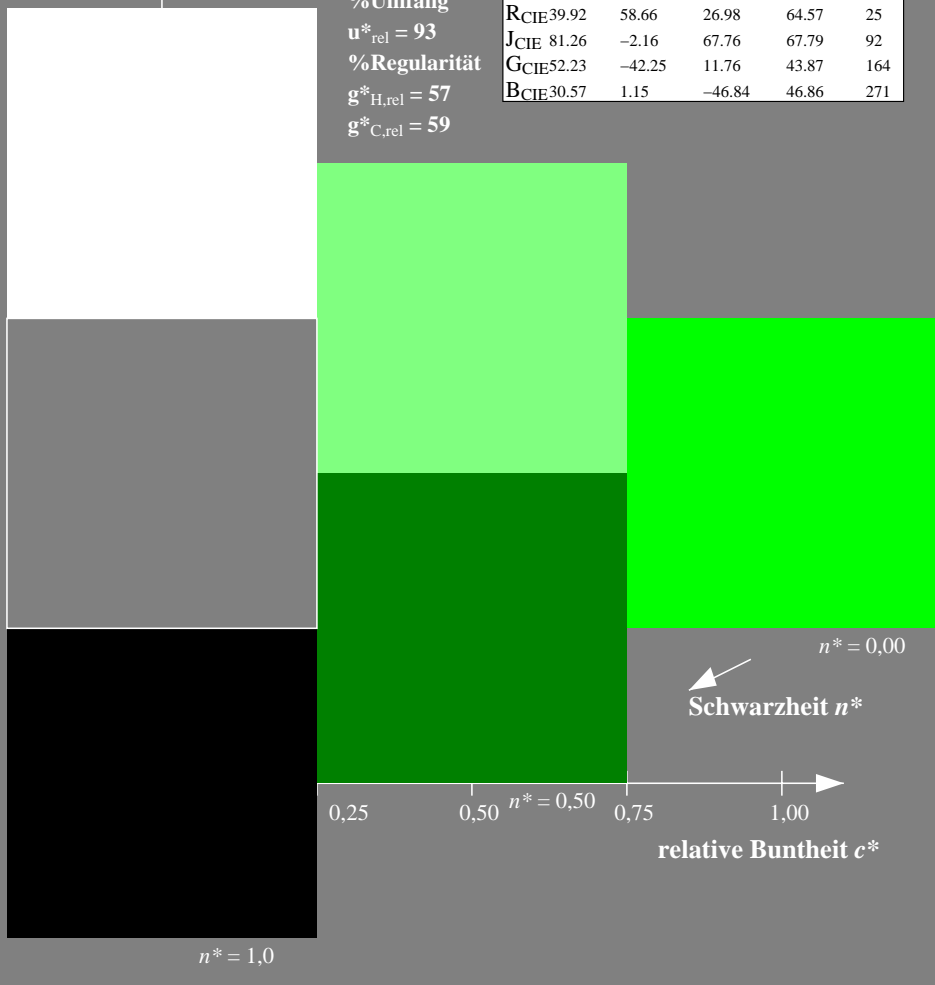
LAB*LAB	83.62	-82.73	79.88
LAB*LABa	83.62	-82.73	79.88
LAB*TCHa	50.0	115.01	136.01

**relative CIELAB lab\***

lab*lab	0.876	-0.718	0.694
lab*tch	0.5	1.0	0.378
lab*nch	0.0	1.0	0.378

**relative Natural Colour (NC)**

lab*lrj	0.876	-0.83	0.555
lab*tce	0.5	1.0	0.406
lab*nce	0.0	1.0	0.62g



RG00-7, 3 stufige Reihen für konstanten CIELAB Buntton 151/360 = 0.419 (links)

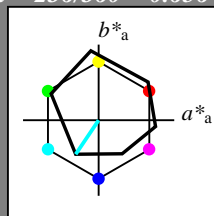
3 stufige Reihen für konstanten CIELAB Buntton 136/360 = 0.378 (rechts)

BAM-Prüfvorlage RG00; Farbmétrik-Systeme ORS18 & TLS00 input:  $olv^* setrgbcolor$   
 A: 3stufige Farbreihen und Koordinatendaten für 10 Bunttöne output:  $olv^* setrgbcolor / w^* setgray$

Eingabe: Farbmétrisches Offset-Reflektiv-System ORS18

für Buntton  $h^* = lab^*h = 236/360 = 0.656$   
 $lab^*tch$  und  $lab^*nch$

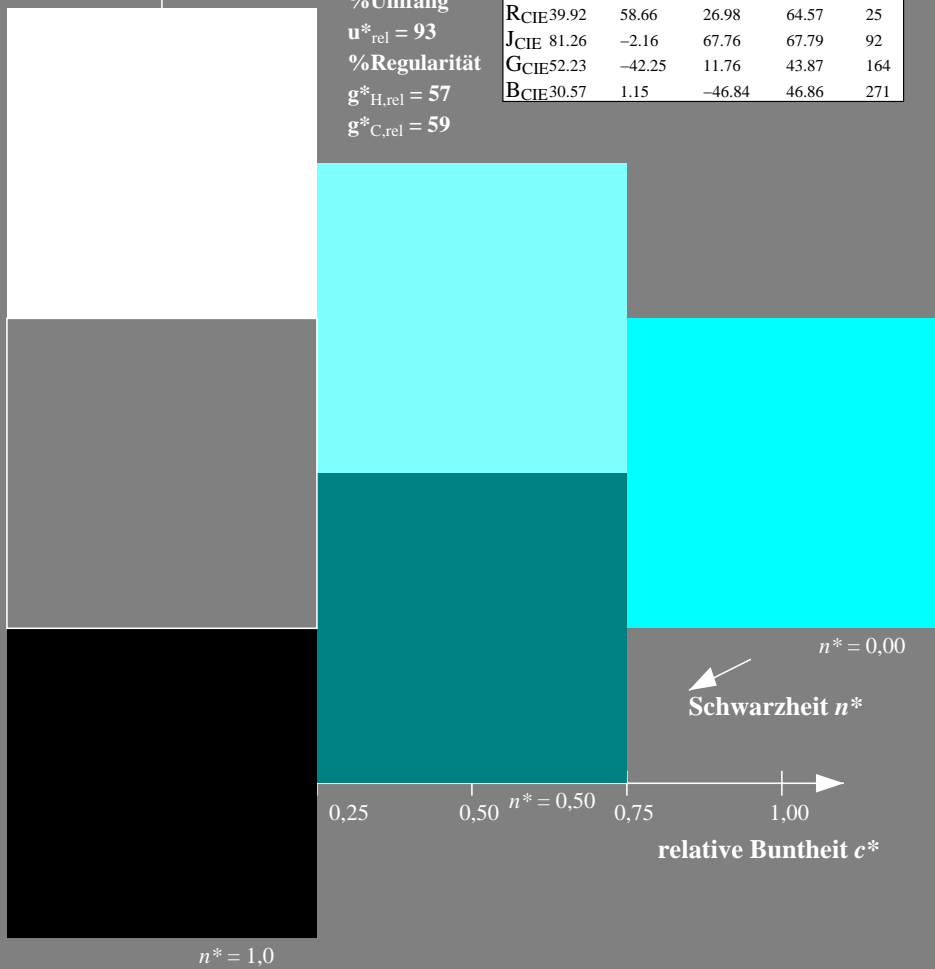
A: Buntton C  
 LCH\*Ma: 59 54 236  
 olv\*Ma: 0.0 1.0 1.0  
 Dreiecks-Helligkeit  $t^*$



**ORS18; adaptierte CIELAB-Daten**

	$L^*=L^*_a$	$a^*_a$	$b^*_a$	$C^*_{ab,a}$	$h^*_{ab,a}$
OMa	47.94	65.39	50.52	82.63	38
YMa	90.37	-10.26	91.75	92.32	96
LMa	50.9	-62.83	34.96	71.91	151
CMa	58.62	-30.34	-45.01	54.3	236
VMa	25.72	31.1	-44.4	54.22	305
MMa	48.13	75.28	-8.36	75.74	354
NMa	18.01	0.0	0.0	0.0	0
WMa	95.41	0.0	0.0	0.0	0
RCIE	39.92	58.66	26.98	64.57	25
JCIE	81.26	-2.16	67.76	67.79	92
GCIE	52.23	-42.25	11.76	43.87	164
BCIE	30.57	1.15	-46.84	46.86	271

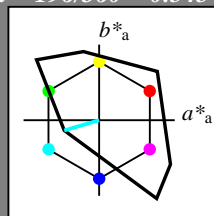
%Umfang  
 $u^*_{rel} = 93$   
 %Regularität  
 $g^*_{H,rel} = 57$   
 $g^*_{C,rel} = 59$



Ausgabe: Farbmétrisches Fernseh-Licht-System TLS00

für Buntton  $h^* = lab^*h = 196/360 = 0.545$   
 $lab^*tch$  und  $lab^*nch$

A: Buntton C  
 LCH\*Ma: 87 48 196  
 olv\*Ma: 0.0 1.0 1.0  
 Dreiecks-Helligkeit  $t^*$



**relative Inform. Technology (IT)**

olvi3*	1.0	1.0	1.0	(1.0)
cmyn3*	0.0	0.0	0.0	(0.0)
olvi4*	1.0	1.0	1.0	1.0
cmyn4*	0.0	0.0	0.0	0.0

**standard and adapted CIELAB**

LAB*LAB	95.41	0.0	0.0
LAB*LABa	95.41	0.0	0.0
LAB*TCHa	99.99	0.01	-

**relative CIELAB lab\***

lab*lab	1.0	0.0	0.0
lab*tch	1.0	0.0	-
lab*nch	0.0	0.0	-

**relative Natural Colour (NC)**

lab*lrj	1.0	0.0	0.0
lab*tce	1.0	0.0	-
lab*nce	0.0	0.0	-

%Umfang  
 $u^*_{rel} = 158$   
 %Regularität  
 $g^*_{H,rel} = 20$   
 $g^*_{C,rel} = 37$

**relative Inform. Technology (IT)**

olvi3*	0.5	0.5	0.5	(1.0)
cmyn3*	0.5	0.5	0.5	(0.0)
olvi4*	1.0	1.0	1.0	0.5
cmyn4*	0.0	0.0	0.0	0.5

**standard and adapted CIELAB**

LAB*LAB	47.72	0.0	0.0
LAB*LABa	47.72	0.0	0.0
LAB*TCHa	50.0	0.01	-

**relative CIELAB lab\***

lab*lab	0.5	0.0	0.0
lab*tch	0.5	0.0	-
lab*nch	0.5	0.0	-

**relative Natural Colour (NC)**

lab*lrj	0.5	0.0	0.0
lab*tce	0.5	0.0	-
lab*nce	0.5	0.0	-

**relative Inform. Technology (IT)**

olvi3*	0.0	0.0	0.0	(1.0)
cmyn3*	1.0	1.0	1.0	(0.0)
olvi4*	1.0	1.0	1.0	0.0
cmyn4*	0.0	0.0	0.0	1.0

**standard and adapted CIELAB**

LAB*LAB	0.03	0.0	0.0
LAB*LABa	0.03	0.0	0.0
LAB*TCHa	0.01	0.01	-

**relative CIELAB lab\***

lab*lab	0.0	0.0	0.0
lab*tch	0.0	0.0	-
lab*nch	1.0	0.0	-

**relative Natural Colour (NC)**

lab*lrj	0.0	0.0	0.0
lab*tce	0.0	0.0	-
lab*nce	1.0	0.0	-

**relative Inform. Technology (IT)**

olvi3*	0.5	1.0	1.0	(1.0)
cmyn3*	0.5	0.0	0.0	(0.0)
olvi4*	0.5	1.0	1.0	1.0
cmyn4*	0.5	0.0	0.0	0.0

**standard and adapted CIELAB**

LAB*LAB	91.14	-23.07	-6.77
LAB*LABa	91.14	-23.07	-6.77
LAB*TCHa	75.0	24.06	196.37

**relative CIELAB lab\***

lab*lab	0.955	-0.479	-0.14
lab*tch	0.75	0.5	0.545
lab*nch	0.0	0.5	0.545

**relative Natural Colour (NC)**

lab*lrj	0.955	-0.44	-0.234
lab*tce	0.75	0.5	0.578
lab*nce	0.0	0.5	g31b

**relative Inform. Technology (IT)**

olvi3*	0.0	0.5	0.5	(1.0)
cmyn3*	1.0	0.5	0.5	(0.0)
olvi4*	0.5	1.0	1.0	0.5
cmyn4*	0.5	0.0	0.0	0.5

**standard and adapted CIELAB**

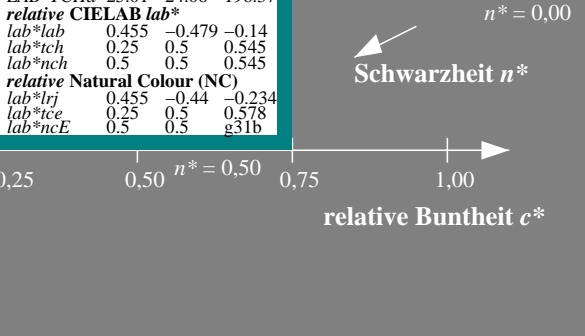
LAB*LAB	43.45	-23.07	-6.77
LAB*LABa	43.45	-23.07	-6.77
LAB*TCHa	25.01	24.06	196.37

**relative CIELAB lab\***

lab*lab	0.455	-0.479	-0.14
lab*tch	0.25	0.5	0.545
lab*nch	0.5	0.5	0.545

**relative Natural Colour (NC)**

lab*lrj	0.455	-0.44	-0.234
lab*tce	0.25	0.5	0.578
lab*nce	0.5	0.5	g31b



RG00-7, 3 stufige Reihen für konstanten CIELAB Buntton 236/360 = 0.656 (links)

3 stufige Reihen für konstanten CIELAB Buntton 196/360 = 0.545 (rechts)

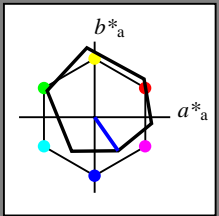
BAM-Prüfvorlage RG00; Farbmétrik-Systeme ORS18 & TLS00 input: olv\* setrgbcolor

A: 3stufige Farbreihen und Koordinatendaten für 10 Bunttöne output: olv\* setrgbcolor / w\* setgray

**Eingabe: Farbmatisches Offset-Reflektiv-System ORS18**

für Buntton  $h^* = lab^*h = 305/360 = 0.847$   
 $lab^*tch$  und  $lab^*nch$

A: Buntton V  
 LCH\*Ma: 26 54 305  
 olv\*Ma: 0.0 0.0 1.0  
 Dreiecks-Helligkeit  $t^*$



**ORS18; adaptierte CIELAB-Daten**

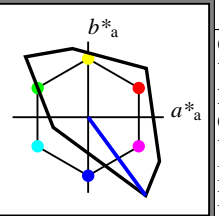
	$L^*=L^*_a$	$a^*_a$	$b^*_a$	$C^*_{ab,a}$	$h^*_{ab,a}$
OMa	47.94	65.39	50.52	82.63	38
YMa	90.37	-10.26	91.75	92.32	96
LMa	50.9	-62.83	34.96	71.91	151
CMa	58.62	-30.34	-45.01	54.3	236
VMa	25.72	31.1	-44.4	54.22	305
MMa	48.13	75.28	-8.36	75.74	354
NMa	18.01	0.0	0.0	0.0	0
WMa	95.41	0.0	0.0	0.0	0
RCIE	39.92	58.66	26.98	64.57	25
JCIE	81.26	-2.16	67.76	67.79	92
GCIE	52.23	-42.25	11.76	43.87	164
BCIE	30.57	1.15	-46.84	46.86	271

%Umfang  
 $u^*_{rel} = 93$   
 %Regularität  
 $g^*_{H,rel} = 57$   
 $g^*_{C,rel} = 59$

**Ausgabe: Farbmatisches Fernseh-Licht-System TLS00**

für Buntton  $h^* = lab^*h = 306/360 = 0.851$   
 $lab^*tch$  und  $lab^*nch$

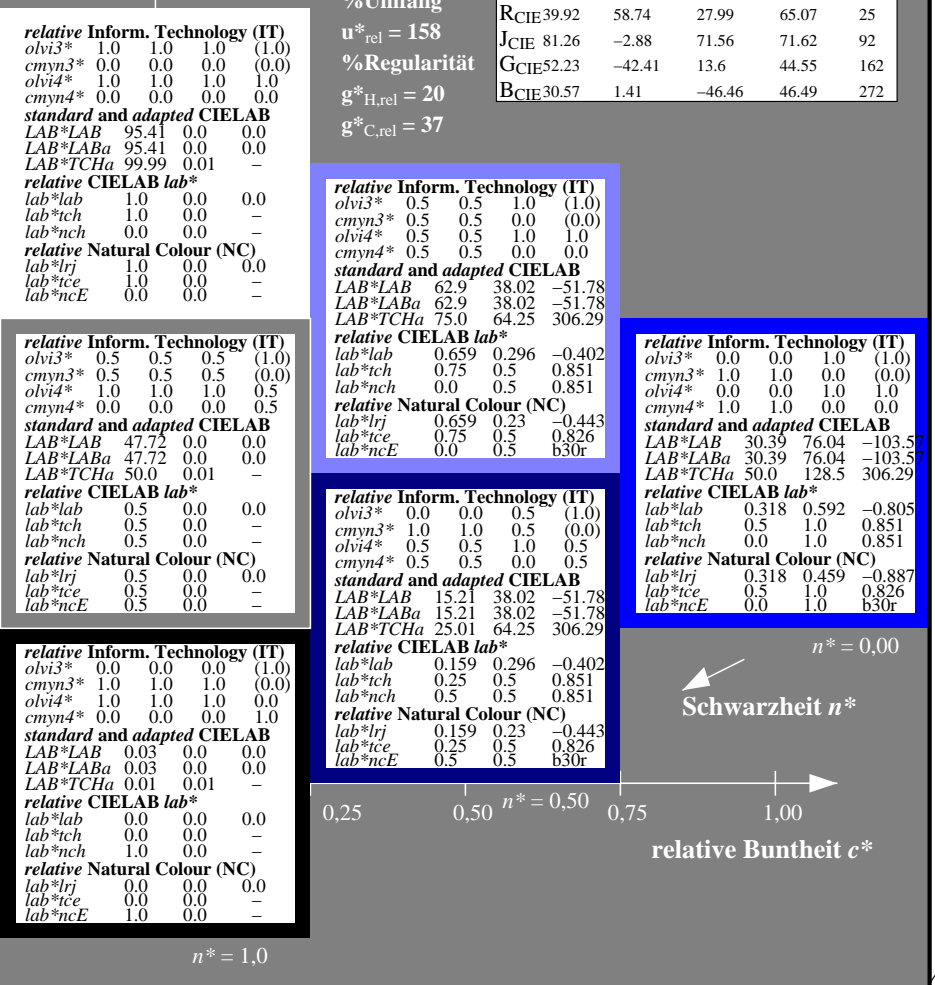
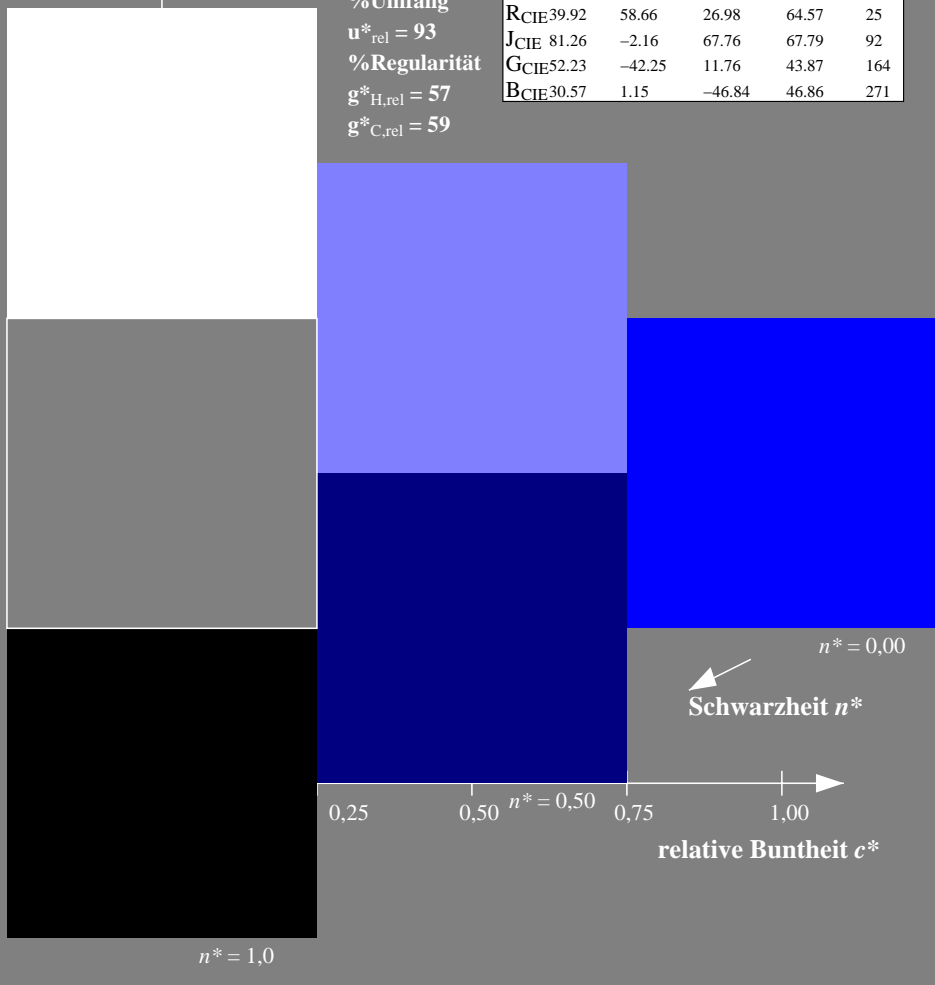
A: Buntton V  
 LCH\*Ma: 30 129 306  
 olv\*Ma: 0.0 0.0 1.0  
 Dreiecks-Helligkeit  $t^*$



**TLS00; adaptierte CIELAB-Daten**

	$L^*=L^*_a$	$a^*_a$	$b^*_a$	$C^*_{ab,a}$	$h^*_{ab,a}$
OMa	50.5	76.92	64.55	100.42	40
YMa	92.66	-20.69	90.75	93.08	103
LMa	83.63	-82.75	79.9	115.04	136
CMa	86.88	-46.16	-13.55	48.12	196
VMa	30.39	76.06	-103.59	128.52	306
MMa	57.3	94.35	-58.41	110.97	328
NMa	0.01	0.0	0.0	0.0	0
WMa	95.41	0.0	0.0	0.0	0
RCIE	39.92	58.74	27.99	65.07	25
JCIE	81.26	-2.88	71.56	71.62	92
GCIE	52.23	-42.41	13.6	44.55	162
BCIE	30.57	1.41	-46.46	46.49	272

%Umfang  
 $u^*_{rel} = 158$   
 %Regularität  
 $g^*_{H,rel} = 20$   
 $g^*_{C,rel} = 37$



**relative Inform. Technology (IT)**

olvi3*	1.0	1.0	1.0	(1.0)
cmyn3*	0.0	0.0	0.0	(0.0)
olvi4*	1.0	1.0	1.0	1.0
cmyn4*	0.0	0.0	0.0	0.0

**standard and adapted CIELAB**

LAB*LAB	95.41	0.0	0.0
LAB*LABa	95.41	0.0	0.0
LAB*TCHa	99.99	0.01	-

**relative CIELAB lab\***

lab*lab	1.0	0.0	0.0
lab*tch	1.0	0.0	-
lab*nch	0.0	0.0	-

**relative Natural Colour (NC)**

lab*lrj	1.0	0.0	0.0
lab*tce	1.0	0.0	-
lab*nce	0.0	0.0	-

**relative Inform. Technology (IT)**

olvi3*	0.5	0.5	1.0	(1.0)
cmyn3*	0.5	0.5	0.0	(0.0)
olvi4*	0.5	0.5	1.0	1.0
cmyn4*	0.5	0.5	0.0	0.0

**standard and adapted CIELAB**

LAB*LAB	62.9	38.02	-51.78
LAB*LABa	62.9	38.02	-51.78
LAB*TCHa	75.0	64.25	306.29

**relative CIELAB lab\***

lab*lab	0.659	0.296	-0.402
lab*tch	0.75	0.5	0.851
lab*nch	0.0	0.5	0.851

**relative Natural Colour (NC)**

lab*lrj	0.659	0.23	-0.443
lab*tce	0.75	0.5	0.826
lab*nce	0.0	0.5	b30r

**relative Inform. Technology (IT)**

olvi3*	0.0	0.0	1.0	(1.0)
cmyn3*	1.0	1.0	0.0	(0.0)
olvi4*	0.0	0.0	1.0	1.0
cmyn4*	1.0	1.0	0.0	0.0

**standard and adapted CIELAB**

LAB*LAB	30.39	76.04	-103.57
LAB*LABa	30.39	76.04	-103.57
LAB*TCHa	50.0	128.5	306.29

**relative CIELAB lab\***

lab*lab	0.318	0.592	-0.805
lab*tch	0.5	1.0	0.851
lab*nch	0.0	1.0	0.851

**relative Natural Colour (NC)**

lab*lrj	0.318	0.459	-0.887
lab*tce	0.5	1.0	0.826
lab*nce	0.0	1.0	b30r

**relative Inform. Technology (IT)**

olvi3*	0.0	0.0	0.0	(1.0)
cmyn3*	1.0	1.0	1.0	(0.0)
olvi4*	1.0	1.0	1.0	0.0
cmyn4*	0.0	0.0	0.0	1.0

**standard and adapted CIELAB**

LAB*LAB	0.03	0.0	0.0
LAB*LABa	0.03	0.0	0.0
LAB*TCHa	0.01	0.01	-

**relative CIELAB lab\***

lab*lab	0.0	0.0	0.0
lab*tch	0.0	0.0	-
lab*nch	1.0	0.0	-

**relative Natural Colour (NC)**

lab*lrj	0.0	0.0	0.0
lab*tce	0.0	0.0	-
lab*nce	1.0	0.0	-

**relative Inform. Technology (IT)**

olvi3*	0.0	0.0	0.5	(1.0)
cmyn3*	1.0	1.0	0.5	(0.0)
olvi4*	0.5	0.5	1.0	0.5
cmyn4*	0.5	0.5	0.0	0.5

**standard and adapted CIELAB**

LAB*LAB	15.21	38.02	-51.78
LAB*LABa	15.21	38.02	-51.78
LAB*TCHa	25.01	64.25	306.29

**relative CIELAB lab\***

lab*lab	0.159	0.296	-0.402
lab*tch	0.25	0.5	0.851
lab*nch	0.5	0.5	0.851

**relative Natural Colour (NC)**

lab*lrj	0.159	0.23	-0.443
lab*tce	0.25	0.5	0.826
lab*nce	0.5	0.5	b30r

RG00-7, 3 stufige Reihen für konstanten CIELAB Buntton 305/360 = 0.847 (links)

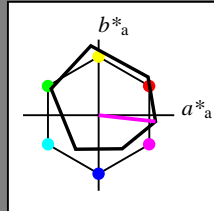
3 stufige Reihen für konstanten CIELAB Buntton 306/360 = 0.851 (rechts)

BAM-Prüfvorlage RG00; Farbmatrik-Systeme ORS18 & TLS00 input:  $olv^* setrgbcolor$   
 A: 3stufige Farbreihen und Koordinatendaten für 10 Bunttöne output:  $olv^* setrgbcolor / w^* setgray$

Eingabe: Farbmétrisches Offset-Reflektiv-System ORS18

für Buntton  $h^* = lab^*h = 354/360 = 0.982$   
 $lab^*tch$  und  $lab^*nch$

A: Buntton M  
 LCH\*Ma: 48 76 354  
 olv\*Ma: 1.0 0.0 1.0  
 Dreiecks-Helligkeit  $t^*$



**ORS18; adaptierte CIELAB-Daten**

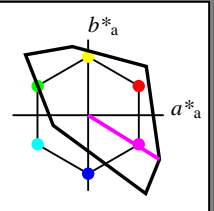
	$L^*=L^*_a$	$a^*_a$	$b^*_a$	$C^*_{ab,a}$	$h^*_{ab,a}$
OMa	47.94	65.39	50.52	82.63	38
YMa	90.37	-10.26	91.75	92.32	96
LMa	50.9	-62.83	34.96	71.91	151
CMa	58.62	-30.34	-45.01	54.3	236
VMa	25.72	31.1	-44.4	54.22	305
MMa	48.13	75.28	-8.36	75.74	354
NMa	18.01	0.0	0.0	0.0	0
WMa	95.41	0.0	0.0	0.0	0
RCIE	39.92	58.66	26.98	64.57	25
JCIE	81.26	-2.16	67.76	67.79	92
GCIE	52.23	-42.25	11.76	43.87	164
BCIE	30.57	1.15	-46.84	46.86	271

%Umfang  
 $u^*_{rel} = 93$   
 %Regularität  
 $g^*_{H,rel} = 57$   
 $g^*_{C,rel} = 59$

Ausgabe: Farbmétrisches Fernseh-Licht-System TLS00

für Buntton  $h^* = lab^*h = 328/360 = 0.912$   
 $lab^*tch$  und  $lab^*nch$

A: Buntton M  
 LCH\*Ma: 57 111 328  
 olv\*Ma: 1.0 0.0 1.0  
 Dreiecks-Helligkeit  $t^*$



**TLS00; adaptierte CIELAB-Daten**

	$L^*=L^*_a$	$a^*_a$	$b^*_a$	$C^*_{ab,a}$	$h^*_{ab,a}$
OMa	50.5	76.92	64.55	100.42	40
YMa	92.66	-20.69	90.75	93.08	103
LMa	83.63	-82.75	79.9	115.04	136
CMa	86.88	-46.16	-13.55	48.12	196
VMa	30.39	76.06	-103.59	128.52	306
MMa	57.3	94.35	-58.41	110.97	328
NMa	0.01	0.0	0.0	0.0	0
WMa	95.41	0.0	0.0	0.0	0
RCIE	39.92	58.74	27.99	65.07	25
JCIE	81.26	-2.88	71.56	71.62	92
GCIE	52.23	-42.41	13.6	44.55	162
BCIE	30.57	1.41	-46.46	46.49	272

%Umfang  
 $u^*_{rel} = 158$   
 %Regularität  
 $g^*_{H,rel} = 20$   
 $g^*_{C,rel} = 37$

**relative Inform. Technology (IT)**

olvi3*	1.0	1.0	1.0	(1.0)
cmyn3*	0.0	0.0	0.0	(0.0)
olvi4*	1.0	1.0	1.0	1.0
cmyn4*	0.0	0.0	0.0	0.0

**standard and adapted CIELAB**

LAB*LAB	95.41	0.0	0.0
LAB*LABa	95.41	0.0	0.0
LAB*TCHa	99.99	0.01	-

**relative CIELAB lab\***

lab*lab	1.0	0.0	0.0
lab*tch	1.0	0.0	-
lab*nch	0.0	0.0	-

**relative Natural Colour (NC)**

lab*lrj	1.0	0.0	0.0
lab*tce	1.0	0.0	-
lab*nce	0.0	0.0	-

**relative Inform. Technology (IT)**

olvi3*	1.0	0.5	1.0	(1.0)
cmyn3*	0.0	0.5	0.0	(0.0)
olvi4*	1.0	0.5	1.0	1.0
cmyn4*	0.0	0.5	0.0	0.0

**standard and adapted CIELAB**

LAB*LAB	76.35	47.17	-29.19
LAB*LABa	76.35	47.17	-29.19
LAB*TCHa	75.0	55.47	328.23

**relative CIELAB lab\***

lab*lab	0.8	0.425	-0.262
lab*tch	0.75	0.5	0.912
lab*nch	0.0	0.5	0.912

**relative Natural Colour (NC)**

lab*lrj	0.8	0.352	-0.354
lab*tce	0.75	0.5	0.874
lab*nce	0.0	0.5	b49r

**relative Inform. Technology (IT)**

olvi3*	1.0	0.0	1.0	(1.0)
cmyn3*	0.0	1.0	0.0	(0.0)
olvi4*	1.0	0.0	1.0	1.0
cmyn4*	0.0	1.0	0.0	0.0

**standard and adapted CIELAB**

LAB*LAB	57.3	94.33	-58.4
LAB*LABa	57.3	94.33	-58.4
LAB*TCHa	50.0	110.95	328.23

**relative CIELAB lab\***

lab*lab	0.601	0.85	-0.525
lab*tch	0.5	1.0	0.912
lab*nch	0.0	1.0	0.912

**relative Natural Colour (NC)**

lab*lrj	0.601	0.703	-0.71
lab*tce	0.5	1.0	0.874
lab*nce	0.0	1.0	b49r

**relative Inform. Technology (IT)**

olvi3*	0.5	0.5	0.5	(1.0)
cmyn3*	0.5	0.5	0.5	(0.0)
olvi4*	1.0	1.0	1.0	0.5
cmyn4*	0.0	0.0	0.0	0.5

**standard and adapted CIELAB**

LAB*LAB	47.72	0.0	0.0
LAB*LABa	47.72	0.0	0.0
LAB*TCHa	50.0	0.01	-

**relative CIELAB lab\***

lab*lab	0.5	0.0	0.0
lab*tch	0.5	0.0	-
lab*nch	0.5	0.0	-

**relative Natural Colour (NC)**

lab*lrj	0.5	0.0	0.0
lab*tce	0.5	0.0	-
lab*nce	0.5	0.0	-

**relative Inform. Technology (IT)**

olvi3*	0.5	0.0	0.5	(1.0)
cmyn3*	0.5	1.0	0.5	(0.0)
olvi4*	1.0	0.5	1.0	0.5
cmyn4*	0.0	0.5	0.0	0.5

**standard and adapted CIELAB**

LAB*LAB	28.66	47.17	-29.19
LAB*LABa	28.66	47.17	-29.19
LAB*TCHa	25.01	55.47	328.23

**relative CIELAB lab\***

lab*lab	0.3	0.425	-0.262
lab*tch	0.25	0.5	0.912
lab*nch	0.5	0.5	0.912

**relative Natural Colour (NC)**

lab*lrj	0.3	0.352	-0.354
lab*tce	0.25	0.5	0.874
lab*nce	0.5	0.5	b49r

**relative Inform. Technology (IT)**

olvi3*	0.0	0.0	0.0	(1.0)
cmyn3*	1.0	1.0	1.0	(0.0)
olvi4*	1.0	1.0	1.0	0.0
cmyn4*	0.0	0.0	0.0	1.0

**standard and adapted CIELAB**

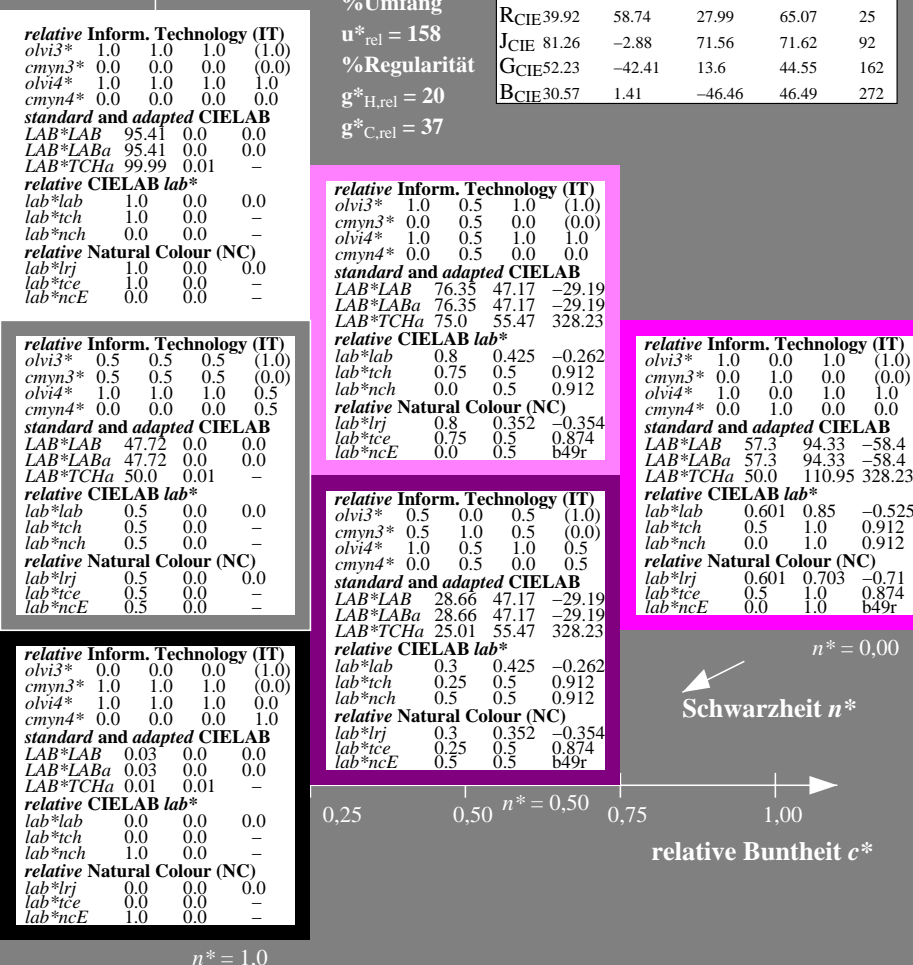
LAB*LAB	0.03	0.0	0.0
LAB*LABa	0.03	0.0	0.0
LAB*TCHa	0.01	0.01	-

**relative CIELAB lab\***

lab*lab	0.0	0.0	0.0
lab*tch	0.0	0.0	-
lab*nch	1.0	0.0	-

**relative Natural Colour (NC)**

lab*lrj	0.0	0.0	0.0
lab*tce	0.0	0.0	-
lab*nce	1.0	0.0	-



RG00-7, 3 stufige Reihen für konstanten CIELAB Buntton 354/360 = 0.982 (links)

3 stufige Reihen für konstanten CIELAB Buntton 328/360 = 0.912 (rechts)

BAM-Prüfvorlage RG00; Farbmétrik-Systeme ORS18 & TLS00 input: olv\* setrgbcolor

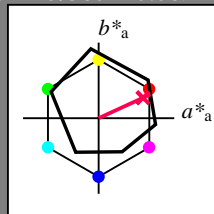
A: 3stufige Farbreihen und Koordinatendaten für 10 Bunttöne output: olv\* setrgbcolor / w\* setgray

Eingabe: Farbmétrisches Offset-Reflektiv-System ORS18

für Buntton  $h^* = lab^*h = 25/360 = 0.069$   
 $lab^*tch$  und  $lab^*nch$

A: Buntton R  
 LCH\*Ma: 48 75 25  
 olv\*Ma: 1.0 0.0 0.32

Dreiecks-Helligkeit  $t^*$



**ORS18; adaptierte CIELAB-Daten**

	$L^*=L^*_a$	$a^*_a$	$b^*_a$	$C^*_{ab,a}$	$h^*_{ab,a}$
OMa	47.94	65.39	50.52	82.63	38
YMa	90.37	-10.26	91.75	92.32	96
LMa	50.9	-62.83	34.96	71.91	151
CMa	58.62	-30.34	-45.01	54.3	236
VMa	25.72	31.1	-44.4	54.22	305
MMa	48.13	75.28	-8.36	75.74	354
NMa	18.01	0.0	0.0	0.0	0
WMa	95.41	0.0	0.0	0.0	0
RCIE	39.92	58.66	26.98	64.57	25
JCIE	81.26	-2.16	67.76	67.79	92
GCIE	52.23	-42.25	11.76	43.87	164
BCIE	30.57	1.15	-46.84	46.86	271

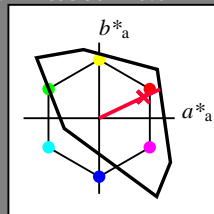
%Umfang  
 $u^*_{rel} = 93$   
 %Regularität  
 $g^*_{H,rel} = 57$   
 $g^*_{C,rel} = 59$

Ausgabe: Farbmétrisches Fernseh-Licht-System TLS00

für Buntton  $h^* = lab^*h = 25/360 = 0.071$   
 $lab^*tch$  und  $lab^*nch$

A: Buntton R  
 LCH\*Ma: 52 89 25  
 olv\*Ma: 1.0 0.0 0.21

Dreiecks-Helligkeit  $t^*$



**TLS00; adaptierte CIELAB-Daten**

	$L^*=L^*_a$	$a^*_a$	$b^*_a$	$C^*_{ab,a}$	$h^*_{ab,a}$
OMa	50.5	76.92	64.55	100.42	40
YMa	92.66	-20.69	90.75	93.08	103
LMa	83.63	-82.75	79.9	115.04	136
CMa	86.88	-46.16	-13.55	48.12	196
VMa	30.39	76.06	-103.59	128.52	306
MMa	57.3	94.35	-58.41	110.97	328
NMa	0.01	0.0	0.0	0.0	0
WMa	95.41	0.0	0.0	0.0	0
RCIE	39.92	58.74	27.99	65.07	25
JCIE	81.26	-2.88	71.56	71.62	92
GCIE	52.23	-42.41	13.6	44.55	162
BCIE	30.57	1.41	-46.46	46.49	272

%Umfang  
 $u^*_{rel} = 158$   
 %Regularität  
 $g^*_{H,rel} = 20$   
 $g^*_{C,rel} = 37$

**relative Inform. Technology (IT)**

olvi3*	1.0	1.0	1.0	(1.0)
cmyn3*	0.0	0.0	0.0	(0.0)
olvi4*	1.0	1.0	1.0	1.0
cmyn4*	0.0	0.0	0.0	0.0

**standard and adapted CIELAB**

LAB*LAB	95.41	0.0	0.0
LAB*LABa	95.41	0.0	0.0
LAB*TCHa	99.99	0.01	-

**relative CIELAB lab\***

lab*lab	1.0	0.0	0.0
lab*tch	1.0	0.0	-
lab*nch	0.0	0.0	-

**relative Natural Colour (NC)**

lab*lrj	1.0	0.0	0.0
lab*tce	1.0	0.0	-
lab*nce	0.0	0.0	-

**relative Inform. Technology (IT)**

olvi3*	1.0	0.5	0.606	(1.0)
cmyn3*	0.0	0.5	0.394	(0.0)
olvi4*	1.0	0.5	0.606	1.0
cmyn4*	0.0	0.5	0.394	0.0

**standard and adapted CIELAB**

LAB*LAB	73.67	40.3	19.2
LAB*LABa	73.67	40.3	19.2
LAB*TCHa	75.0	44.64	25.47

**relative CIELAB lab\***

lab*lab	0.772	0.451	0.215
lab*tch	0.75	0.5	0.071
lab*nch	0.0	0.5	0.071

**relative Natural Colour (NC)**

lab*lrj	0.772	0.5	0.0
lab*tce	0.75	0.5	1.0
lab*nce	0.0	0.5	0.999

**relative Inform. Technology (IT)**

olvi3*	0.5	0.5	0.5	(1.0)
cmyn3*	0.5	0.5	0.5	(0.0)
olvi4*	1.0	1.0	1.0	0.5
cmyn4*	0.0	0.0	0.0	0.5

**standard and adapted CIELAB**

LAB*LAB	47.72	0.0	0.0
LAB*LABa	47.72	0.0	0.0
LAB*TCHa	50.0	0.01	-

**relative CIELAB lab\***

lab*lab	0.5	0.0	0.0
lab*tch	0.5	0.0	-
lab*nch	0.5	0.0	-

**relative Natural Colour (NC)**

lab*lrj	0.5	0.0	0.0
lab*tce	0.5	0.0	-
lab*nce	0.5	0.0	-

**relative Inform. Technology (IT)**

olvi3*	0.5	0.0	0.106	(1.0)
cmyn3*	0.5	1.0	0.894	(0.0)
olvi4*	1.0	0.5	0.606	0.5
cmyn4*	0.0	0.5	0.394	0.5

**standard and adapted CIELAB**

LAB*LAB	25.98	40.3	19.21
LAB*LABa	25.98	40.3	19.21
LAB*TCHa	25.01	44.65	25.49

**relative CIELAB lab\***

lab*lab	0.272	0.451	0.215
lab*tch	0.25	0.5	0.071
lab*nch	0.5	0.5	0.071

**relative Natural Colour (NC)**

lab*lrj	0.272	0.5	0.0
lab*tce	0.25	0.5	0.0
lab*nce	0.5	0.5	0.001

**relative Inform. Technology (IT)**

olvi3*	1.0	0.0	0.213	(1.0)
cmyn3*	0.0	1.0	0.787	(0.0)
olvi4*	1.0	0.0	0.213	1.0
cmyn4*	0.0	1.0	0.787	0.0

**standard and adapted CIELAB**

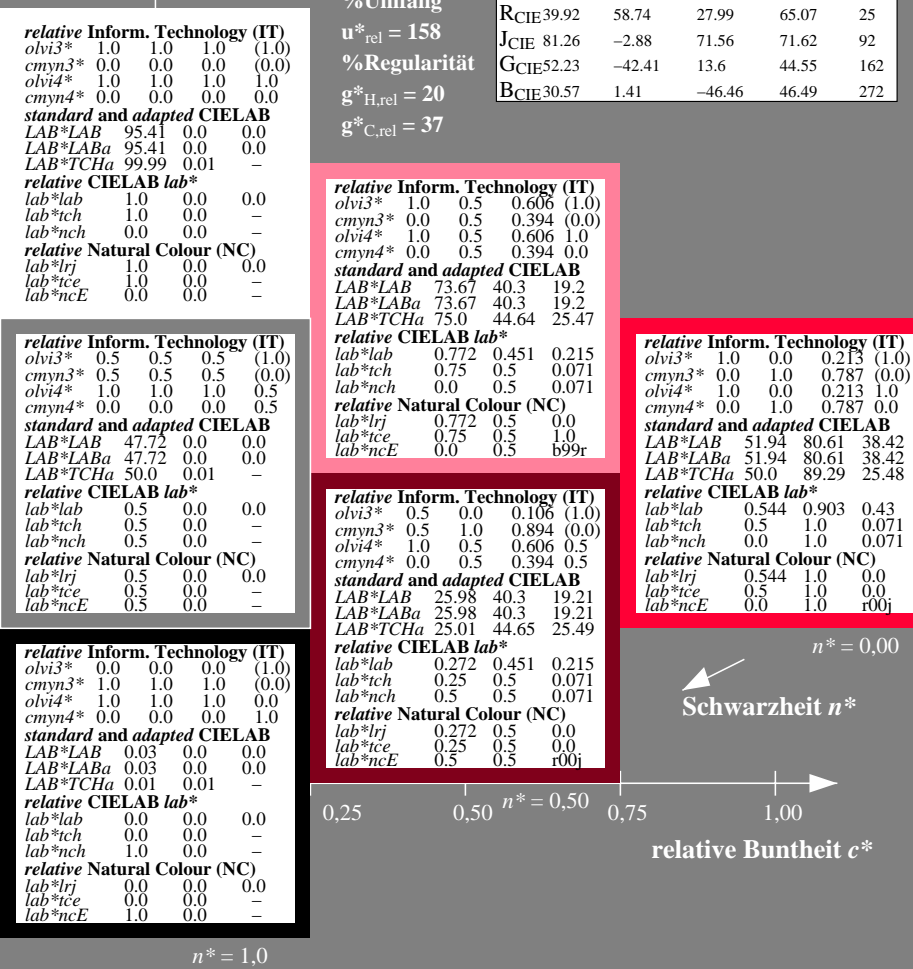

LAB*LAB	51.94	80.61	38.42
LAB*LABa	51.94	80.61	38.42
LAB*TCHa	50.0	89.29	25.48

**relative CIELAB lab\***

lab*lab	0.544	0.903	0.43
lab*tch	0.5	1.0	0.071
lab*nch	0.0	1.0	0.071

**relative Natural Colour (NC)**

lab*lrj	0.544	1.0	0.0
lab*tce	0.5	1.0	0.0
lab*nce	0.0	1.0	0.001



RG00-7, 3 stufige Reihen für konstanten CIELAB Buntton 25/360 = 0.069 (links)

3 stufige Reihen für konstanten CIELAB Buntton 25/360 = 0.071 (rechts)

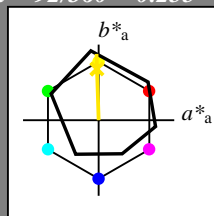
BAM-Prüfvorlage RG00; Farbmétrik-Systeme ORS18 & TLS00 input:  $olv^* setrgbcolor$   
 A: 3stufige Farbreihen und Koordinatendaten für 10 Bunttöne output:  $olv^* setrgbcolor / w^* setgray$

Eingabe: Farbmatisches Offset-Reflektiv-System ORS18

für Buntton  $h^* = lab^*h = 92/360 = 0.255$   
 $lab^*tch$  und  $lab^*nch$

A: Buntton J  
 LCH\*Ma: 86 88 92  
 olv\*Ma: 1.0 0.9 0.0


Dreiecks-Helligkeit  $t^*$



**ORS18; adaptierte CIELAB-Daten**

	$L^*=L^*_a$	$a^*_a$	$b^*_a$	$C^*_{ab,a}$	$h^*_{ab,a}$
OMa	47.94	65.39	50.52	82.63	38
YMa	90.37	-10.26	91.75	92.32	96
LMa	50.9	-62.83	34.96	71.91	151
CMa	58.62	-30.34	-45.01	54.3	236
VMa	25.72	31.1	-44.4	54.22	305
MMa	48.13	75.28	-8.36	75.74	354
NMa	18.01	0.0	0.0	0.0	0
WMa	95.41	0.0	0.0	0.0	0
RCIE	39.92	58.66	26.98	64.57	25
JCIE	81.26	-2.16	67.76	67.79	92
GCIE	52.23	-42.25	11.76	43.87	164
BCIE	30.57	1.15	-46.84	46.86	271

%Umfang  
 $u^*_{rel} = 93$   
 %Regularität  
 $g^*_{H,rel} = 57$   
 $g^*_{C,rel} = 59$

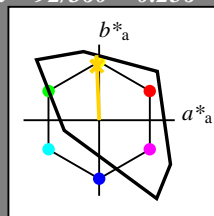


Ausgabe: Farbmatisches Fernseh-Licht-System TLS00

für Buntton  $h^* = lab^*h = 92/360 = 0.256$   
 $lab^*tch$  und  $lab^*nch$

A: Buntton J  
 LCH\*Ma: 85 86 92  
 olv\*Ma: 1.0 0.82 0.0

Dreiecks-Helligkeit  $t^*$



**TLS00; adaptierte CIELAB-Daten**

	$L^*=L^*_a$	$a^*_a$	$b^*_a$	$C^*_{ab,a}$	$h^*_{ab,a}$
OMa	50.5	76.92	64.55	100.42	40
YMa	92.66	-20.69	90.75	93.08	103
LMa	83.63	-82.75	79.9	115.04	136
CMa	86.88	-46.16	-13.55	48.12	196
VMa	30.39	76.06	-103.59	128.52	306
MMa	57.3	94.35	-58.41	110.97	328
NMa	0.01	0.0	0.0	0.0	0
WMa	95.41	0.0	0.0	0.0	0
RCIE	39.92	58.74	27.99	65.07	25
JCIE	81.26	-2.88	71.56	71.62	92
GCIE	52.23	-42.41	13.6	44.55	162
BCIE	30.57	1.41	-46.46	46.49	272

%Umfang  
 $u^*_{rel} = 158$   
 %Regularität  
 $g^*_{H,rel} = 20$   
 $g^*_{C,rel} = 37$

**relative Inform. Technology (IT)**

olvi3*	1.0	1.0	1.0	(1.0)
cmyn3*	0.0	0.0	0.0	(0.0)
olvi4*	1.0	1.0	1.0	1.0
cmyn4*	0.0	0.0	0.0	0.0

**standard and adapted CIELAB**

LAB*LAB	95.41	0.0	0.0
LAB*LABa	95.41	0.0	0.0
LAB*TCHa	99.99	0.01	-

**relative CIELAB lab\***

lab*lab	1.0	0.0	0.0
lab*tch	1.0	0.0	-
lab*nch	0.0	0.0	-

**relative Natural Colour (NC)**

lab*lrj	1.0	0.0	0.0
lab*tce	1.0	0.0	-
lab*nce	0.0	0.0	-

**relative Inform. Technology (IT)**

olvi3*	1.0	0.912	0.5	(1.0)
cmyn3*	0.0	0.088	0.5	(0.0)
olvi4*	1.0	0.912	0.5	1.0
cmyn4*	0.0	0.088	0.5	0.0

**standard and adapted CIELAB**

LAB*LAB	90.31	-1.74	43.06
LAB*LABa	90.31	-1.74	43.06
LAB*TCHa	75.0	43.09	92.32

**relative CIELAB lab\***

lab*lab	0.947	-0.019	0.499
lab*tch	0.75	0.5	0.256
lab*nch	0.0	0.5	0.256

**relative Natural Colour (NC)**

lab*lrj	0.947	0.0	0.5
lab*tce	0.75	0.5	0.25
lab*nce	0.0	0.5	j00g

**relative Inform. Technology (IT)**

olvi3*	0.5	0.5	0.5	(1.0)
cmyn3*	0.5	0.5	0.5	(0.0)
olvi4*	1.0	1.0	1.0	0.5
cmyn4*	0.0	0.0	0.0	0.5

**standard and adapted CIELAB**

LAB*LAB	47.72	0.0	0.0
LAB*LABa	47.72	0.0	0.0
LAB*TCHa	50.0	0.01	-

**relative CIELAB lab\***

lab*lab	0.5	0.0	0.0
lab*tch	0.5	0.0	-
lab*nch	0.5	0.0	-

**relative Natural Colour (NC)**

lab*lrj	0.5	0.0	0.0
lab*tce	0.5	0.0	-
lab*nce	0.5	0.0	-

**relative Inform. Technology (IT)**

olvi3*	0.5	0.412	0.0	(1.0)
cmyn3*	0.5	0.588	1.0	(0.0)
olvi4*	1.0	0.912	0.5	0.5
cmyn4*	0.0	0.088	0.5	0.5

**standard and adapted CIELAB**

LAB*LAB	42.62	-1.73	43.05
LAB*LABa	42.62	-1.73	43.05
LAB*TCHa	25.01	43.09	92.31

**relative CIELAB lab\***

lab*lab	0.447	-0.019	0.499
lab*tch	0.25	0.5	0.256
lab*nch	0.5	0.5	0.256

**relative Natural Colour (NC)**

lab*lrj	0.447	0.0	0.5
lab*tce	0.25	0.5	0.25
lab*nce	0.5	0.5	j99j

**relative Inform. Technology (IT)**

olvi3*	1.0	0.824	0.0	(1.0)
cmyn3*	0.0	0.176	1.0	(0.0)
olvi4*	1.0	0.824	0.0	1.0
cmyn4*	0.0	0.176	1.0	0.0

**standard and adapted CIELAB**


LAB*LAB	85.22	-3.47	86.11
LAB*LABa	85.22	-3.47	86.11
LAB*TCHa	50.0	86.18	92.32

**relative CIELAB lab\***

lab*lab	0.893	-0.039	0.999
lab*tch	0.5	1.0	0.256
lab*nch	0.0	1.0	0.256

**relative Natural Colour (NC)**

lab*lrj	0.893	0.0	1.0
lab*tce	0.5	1.0	0.25
lab*nce	0.0	1.0	j00g



RG00-7, 3 stufige Reihen für konstanten CIELAB Buntton 92/360 = 0.255 (links)

3 stufige Reihen für konstanten CIELAB Buntton 92/360 = 0.256 (rechts)

BAM-Prüfvorlage RG00; Farbmatrik-Systeme ORS18 & TLS00 input: olv\* setrgbcolor

A: 3stufige Farbreihen und Koordinatendaten für 10 Bunttöne output: olv\* setrgbcolor / w\* setgray

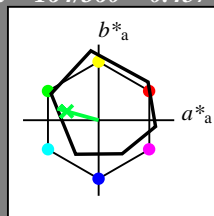


Eingabe: Farbmétrisches Offset-Reflektiv-System ORS18

für Buntton  $h^* = lab^*h = 164/360 = 0.457$   
 $lab^*tch$  und  $lab^*nch$

A: Buntton G  
 LCH\*Ma: 53 57 164  
 olv\*Ma: 0.0 1.0 0.25

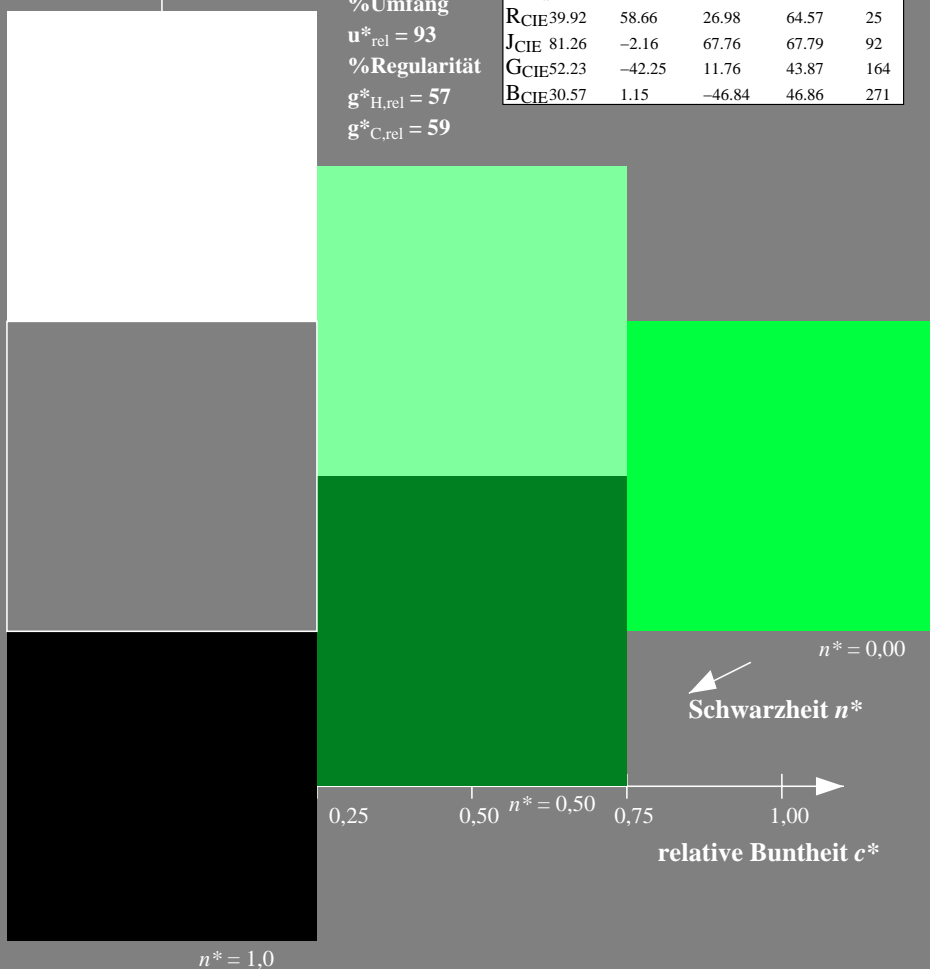
Dreiecks-Helligkeit  $t^*$



**ORS18; adaptierte CIELAB-Daten**

	$L^*=L^*_a$	$a^*_a$	$b^*_a$	$C^*_{ab,a}$	$h^*_{ab,a}$
OMa	47.94	65.39	50.52	82.63	38
YMa	90.37	-10.26	91.75	92.32	96
LMa	50.9	-62.83	34.96	71.91	151
CMa	58.62	-30.34	-45.01	54.3	236
VMa	25.72	31.1	-44.4	54.22	305
MMa	48.13	75.28	-8.36	75.74	354
NMa	18.01	0.0	0.0	0.0	0
WMa	95.41	0.0	0.0	0.0	0
RCIE	39.92	58.66	26.98	64.57	25
JCIE	81.26	-2.16	67.76	67.79	92
GCIE	52.23	-42.25	11.76	43.87	164
BCIE	30.57	1.15	-46.84	46.86	271

%Umfang  
 $u^*_{rel} = 93$   
 %Regularität  
 $g^*_{H,rel} = 57$   
 $g^*_{C,rel} = 59$

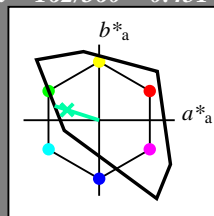


Ausgabe: Farbmétrisches Fernseh-Licht-System TLS00

für Buntton  $h^* = lab^*h = 162/360 = 0.451$   
 $lab^*tch$  und  $lab^*nch$

A: Buntton G  
 LCH\*Ma: 86 62 162  
 olv\*Ma: 0.0 1.0 0.65

Dreiecks-Helligkeit  $t^*$



**TLS00; adaptierte CIELAB-Daten**

	$L^*=L^*_a$	$a^*_a$	$b^*_a$	$C^*_{ab,a}$	$h^*_{ab,a}$
OMa	50.5	76.92	64.55	100.42	40
YMa	92.66	-20.69	90.75	93.08	103
LMa	83.63	-82.75	79.9	115.04	136
CMa	86.88	-46.16	-13.55	48.12	196
VMa	30.39	76.06	-103.59	128.52	306
MMa	57.3	94.35	-58.41	110.97	328
NMa	0.01	0.0	0.0	0.0	0
WMa	95.41	0.0	0.0	0.0	0
RCIE	39.92	58.74	27.99	65.07	25
JCIE	81.26	-2.88	71.56	71.62	92
GCIE	52.23	-42.41	13.6	44.55	162
BCIE	30.57	1.41	-46.46	46.49	272

%Umfang  
 $u^*_{rel} = 158$   
 %Regularität  
 $g^*_{H,rel} = 20$   
 $g^*_{C,rel} = 37$

**relative Inform. Technology (IT)**

olvi3*	1.0	1.0	1.0	(1.0)
cmyn3*	0.0	0.0	0.0	(0.0)
olvi4*	1.0	1.0	1.0	1.0
cmyn4*	0.0	0.0	0.0	0.0

**standard and adapted CIELAB**

LAB*LAB	95.41	0.0	0.0
LAB*LABa	95.41	0.0	0.0
LAB*TCHa	99.99	0.01	-

**relative CIELAB lab\***

lab*lab	1.0	0.0	0.0
lab*tch	1.0	0.0	-
lab*nch	0.0	0.0	-

**relative Natural Colour (NC)**

lab*lrj	1.0	0.0	0.0
lab*tce	1.0	0.0	-
lab*nce	0.0	0.0	-

**relative Inform. Technology (IT)**

olvi3*	0.5	1.0	0.826	(1.0)
cmyn3*	0.5	0.0	0.174	(0.0)
olvi4*	0.5	1.0	0.827	1.0
cmyn4*	0.5	0.0	0.173	0.0

**standard and adapted CIELAB**

LAB*LAB	90.57	-29.42	9.43
LAB*LABa	90.57	-29.42	9.43
LAB*TCHa	75.0	30.9	162.23

**relative CIELAB lab\***

lab*lab	0.949	-0.475	0.153
lab*tch	0.75	0.5	0.451
lab*nch	0.0	0.5	0.451

**relative Natural Colour (NC)**

lab*lrj	0.949	-0.499	0.0
lab*tce	0.75	0.5	0.5
lab*nce	0.0	0.5	g00b

**relative Inform. Technology (IT)**

olvi3*	0.5	0.5	0.5	(1.0)
cmyn3*	0.5	0.5	0.5	(0.0)
olvi4*	1.0	1.0	1.0	0.5
cmyn4*	0.0	0.0	0.0	0.5

**standard and adapted CIELAB**

LAB*LAB	47.72	0.0	0.0
LAB*LABa	47.72	0.0	0.0
LAB*TCHa	50.0	0.01	-

**relative CIELAB lab\***

lab*lab	0.5	0.0	0.0
lab*tch	0.5	0.0	-
lab*nch	0.5	0.0	-

**relative Natural Colour (NC)**

lab*lrj	0.5	0.0	0.0
lab*tce	0.5	0.0	-
lab*nce	0.5	0.0	-

**relative Inform. Technology (IT)**

olvi3*	0.0	0.5	0.326	(1.0)
cmyn3*	1.0	0.5	0.674	(0.0)
olvi4*	0.5	1.0	0.826	0.5
cmyn4*	0.5	0.0	0.174	0.5

**standard and adapted CIELAB**

LAB*LAB	42.88	-29.42	9.44
LAB*LABa	42.88	-29.42	9.44
LAB*TCHa	25.01	30.91	162.22

**relative CIELAB lab\***

lab*lab	0.449	-0.475	0.153
lab*tch	0.25	0.5	0.451
lab*nch	0.5	0.5	0.451

**relative Natural Colour (NC)**

lab*lrj	0.449	-0.499	0.0
lab*tce	0.25	0.5	0.5
lab*nce	0.5	0.5	g99g

**relative Inform. Technology (IT)**

olvi3*	0.0	0.0	0.0	(1.0)
cmyn3*	1.0	1.0	1.0	(0.0)
olvi4*	1.0	1.0	1.0	0.0
cmyn4*	0.0	0.0	0.0	1.0

**standard and adapted CIELAB**

LAB*LAB	0.03	0.0	0.0
LAB*LABa	0.03	0.0	0.0
LAB*TCHa	0.01	0.01	-

**relative CIELAB lab\***

lab*lab	0.0	0.0	0.0
lab*tch	0.0	0.0	-
lab*nch	1.0	0.0	-

**relative Natural Colour (NC)**

lab*lrj	0.0	0.0	0.0
lab*tce	0.0	0.0	-
lab*nce	1.0	0.0	-

**relative Inform. Technology (IT)**

olvi3*	0.0	1.0	0.653	(1.0)
cmyn3*	1.0	0.0	0.347	(0.0)
olvi4*	0.0	1.0	0.653	1.0
cmyn4*	1.0	0.0	0.347	0.0

**standard and adapted CIELAB**

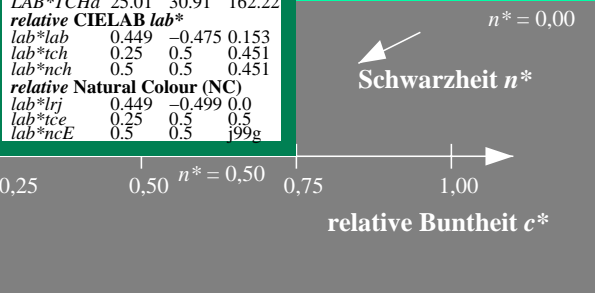
LAB*LAB	85.74	-58.84	18.87
LAB*LABa	85.74	-58.84	18.87
LAB*TCHa	50.0	61.8	162.23

**relative CIELAB lab\***

lab*lab	0.899	-0.951	0.305
lab*tch	0.5	1.0	0.451
lab*nch	0.0	1.0	0.451

**relative Natural Colour (NC)**

lab*lrj	0.899	-0.999	0.0
lab*tce	0.5	1.0	0.5
lab*nce	0.0	1.0	g00b



RG00-7, 3 stufige Reihen für konstanten CIELAB Buntton 164/360 = 0.457 (links)

3 stufige Reihen für konstanten CIELAB Buntton 162/360 = 0.451 (rechts)

BAM-Prüfvorlage RG00; Farbmétrik-Systeme ORS18 & TLS00 input: olv\* setrgbcolor

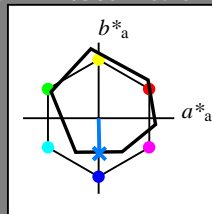
A: 3stufige Farbreihen und Koordinatendaten für 10 Bunttöne output: olv\* setrgbcolor / w\* setgray

Eingabe: Farbmétrisches Offset-Reflektiv-System ORS18

für Buntton  $h^* = lab^*h = 271/360 = 0.754$   
 $lab^*tch$  und  $lab^*nch$

A: Buntton B  
 LCH\*Ma: 42 45 271  
 olv\*Ma: 0.0 0.49 1.0

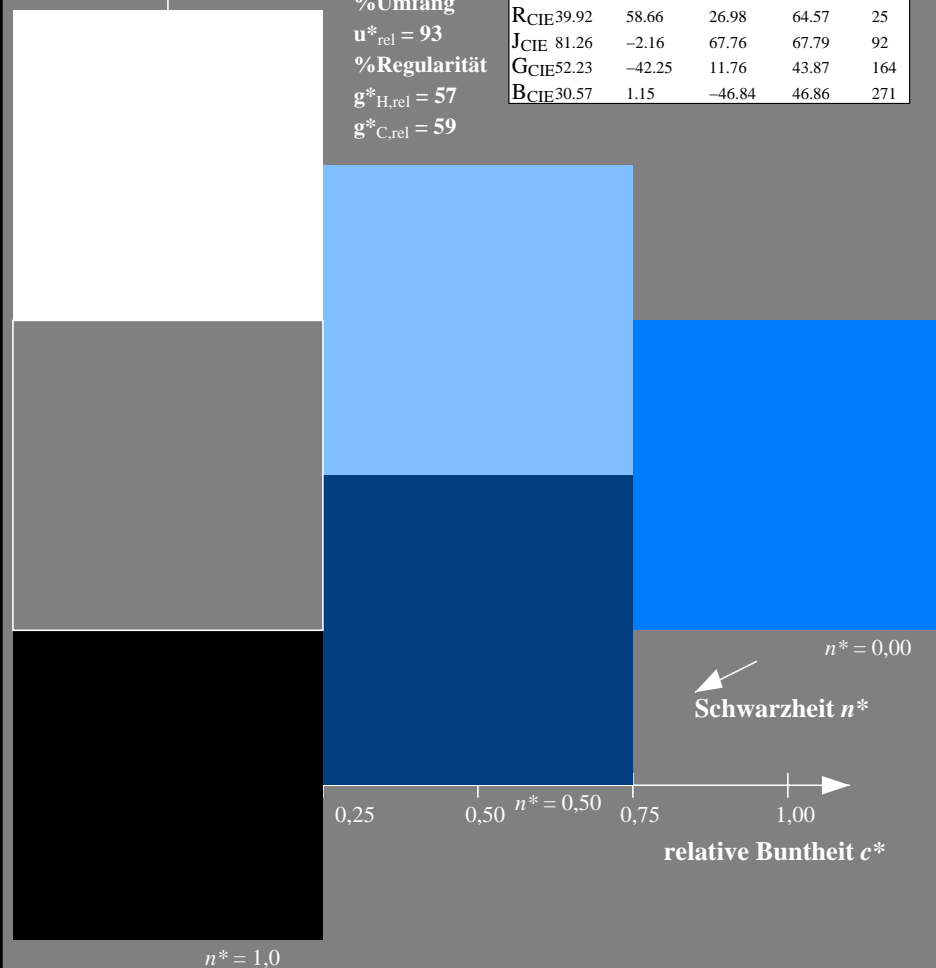
Dreiecks-Helligkeit  $t^*$



**ORS18; adaptierte CIELAB-Daten**

	$L^*=L^*_a$	$a^*_a$	$b^*_a$	$C^*_{ab,a}$	$h^*_{ab,a}$
OMa	47.94	65.39	50.52	82.63	38
YMa	90.37	-10.26	91.75	92.32	96
LMa	50.9	-62.83	34.96	71.91	151
CMa	58.62	-30.34	-45.01	54.3	236
VMa	25.72	31.1	-44.4	54.22	305
MMa	48.13	75.28	-8.36	75.74	354
NMa	18.01	0.0	0.0	0.0	0
WMa	95.41	0.0	0.0	0.0	0
RCIE	39.92	58.66	26.98	64.57	25
JCIE	81.26	-2.16	67.76	67.79	92
GCIE	52.23	-42.25	11.76	43.87	164
BCIE	30.57	1.15	-46.84	46.86	271

%Umfang  
 $u^*_{rel} = 93$   
 %Regularität  
 $g^*_{H,rel} = 57$   
 $g^*_{C,rel} = 59$

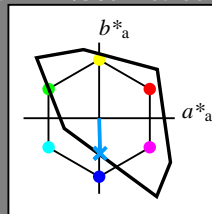


Ausgabe: Farbmétrisches Fernseh-Licht-System TLS00

für Buntton  $h^* = lab^*h = 272/360 = 0.755$   
 $lab^*tch$  und  $lab^*nch$

A: Buntton B  
 LCH\*Ma: 65 49 272  
 olv\*Ma: 0.0 0.61 1.0

Dreiecks-Helligkeit  $t^*$



**TLS00; adaptierte CIELAB-Daten**

	$L^*=L^*_a$	$a^*_a$	$b^*_a$	$C^*_{ab,a}$	$h^*_{ab,a}$
OMa	50.5	76.92	64.55	100.42	40
YMa	92.66	-20.69	90.75	93.08	103
LMa	83.63	-82.75	79.9	115.04	136
CMa	86.88	-46.16	-13.55	48.12	196
VMa	30.39	76.06	-103.59	128.52	306
MMa	57.3	94.35	-58.41	110.97	328
NMa	0.01	0.0	0.0	0.0	0
WMa	95.41	0.0	0.0	0.0	0
RCIE	39.92	58.74	27.99	65.07	25
JCIE	81.26	-2.88	71.56	71.62	92
GCIE	52.23	-42.41	13.6	44.55	162
BCIE	30.57	1.41	-46.46	46.49	272

%Umfang  
 $u^*_{rel} = 158$   
 %Regularität  
 $g^*_{H,rel} = 20$   
 $g^*_{C,rel} = 37$

**relative Inform. Technology (IT)**

olvi3*	1.0	1.0	1.0	(1.0)
cmyn3*	0.0	0.0	0.0	(0.0)
olvi4*	1.0	1.0	1.0	1.0
cmyn4*	0.0	0.0	0.0	0.0

**standard and adapted CIELAB**

LAB*LAB	95.41	0.0	0.0
LAB*LABa	95.41	0.0	0.0
LAB*TCHa	99.99	0.01	-

**relative CIELAB lab\***

lab*lab	1.0	0.0	0.0
lab*tch	1.0	0.0	-
lab*nch	0.0	0.0	-

**relative Natural Colour (NC)**

lab*lrj	1.0	0.0	0.0
lab*tce	1.0	0.0	-
lab*nce	0.0	0.0	-

**relative Inform. Technology (IT)**

olvi3*	0.5	0.805	1.0	(1.0)
cmyn3*	0.5	0.195	0.0	(0.0)
olvi4*	0.5	0.805	1.0	1.0
cmyn4*	0.5	0.195	0.0	0.0

**standard and adapted CIELAB**

LAB*LAB	80.13	0.73	-24.31
LAB*LABa	80.13	0.73	-24.31
LAB*TCHa	75.0	24.33	271.72

**relative CIELAB lab\***

lab*lab	0.84	0.015	-0.499
lab*tch	0.75	0.5	0.755
lab*nch	0.0	0.5	0.755

**relative Natural Colour (NC)**

lab*lrj	0.84	0.0	-0.499
lab*tce	0.75	0.5	0.75
lab*nce	0.0	0.5	g99b

**relative Inform. Technology (IT)**

olvi3*	0.5	0.5	0.5	(1.0)
cmyn3*	0.5	0.5	0.5	(0.0)
olvi4*	1.0	1.0	1.0	0.5
cmyn4*	0.0	0.0	0.0	0.5

**standard and adapted CIELAB**

LAB*LAB	47.72	0.0	0.0
LAB*LABa	47.72	0.0	0.0
LAB*TCHa	50.0	0.01	-

**relative CIELAB lab\***

lab*lab	0.5	0.0	0.0
lab*tch	0.5	0.0	-
lab*nch	0.5	0.0	-

**relative Natural Colour (NC)**

lab*lrj	0.5	0.0	0.0
lab*tce	0.5	0.0	-
lab*nce	0.5	0.0	-

**relative Inform. Technology (IT)**

olvi3*	0.0	0.305	0.5	(1.0)
cmyn3*	1.0	0.695	0.5	(0.0)
olvi4*	0.5	0.805	1.0	0.5
cmyn4*	0.5	0.195	0.0	0.5

**standard and adapted CIELAB**

LAB*LAB	32.44	0.74	-24.32
LAB*LABa	32.44	0.74	-24.32
LAB*TCHa	25.01	24.34	271.75

**relative CIELAB lab\***

lab*lab	0.34	0.015	-0.499
lab*tch	0.25	0.5	0.755
lab*nch	0.5	0.5	0.755

**relative Natural Colour (NC)**

lab*lrj	0.34	0.0	-0.499
lab*tce	0.25	0.5	0.75
lab*nce	0.5	0.5	b00r

**relative Inform. Technology (IT)**

olvi3*	0.0	0.0	0.0	(1.0)
cmyn3*	1.0	1.0	1.0	(0.0)
olvi4*	1.0	1.0	1.0	0.0
cmyn4*	0.0	0.0	0.0	1.0

**standard and adapted CIELAB**

LAB*LAB	0.03	0.0	0.0
LAB*LABa	0.03	0.0	0.0
LAB*TCHa	0.01	0.01	-

**relative CIELAB lab\***

lab*lab	0.0	0.0	0.0
lab*tch	0.0	0.0	-
lab*nch	1.0	0.0	-

**relative Natural Colour (NC)**

lab*lrj	0.0	0.0	0.0
lab*tce	0.0	0.0	-
lab*nce	1.0	0.0	-

**relative Inform. Technology (IT)**

olvi3*	0.0	0.61	1.0	(1.0)
cmyn3*	1.0	0.39	0.0	(0.0)
olvi4*	0.0	0.61	1.0	1.0
cmyn4*	1.0	0.39	0.0	0.0

**standard and adapted CIELAB**

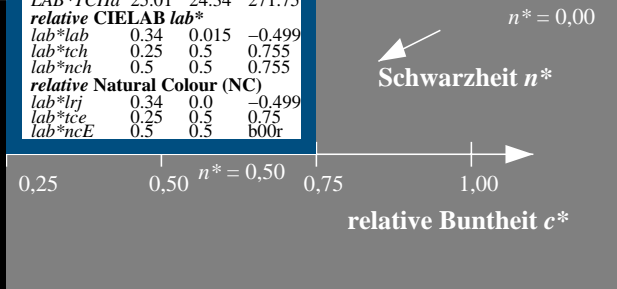
LAB*LAB	64.86	1.47	-48.64
LAB*LABa	64.86	1.47	-48.64
LAB*TCHa	50.0	48.67	271.74

**relative CIELAB lab\***

lab*lab	0.68	0.03	-0.998
lab*tch	0.5	1.0	0.755
lab*nch	0.0	1.0	0.755

**relative Natural Colour (NC)**

lab*lrj	0.68	0.0	-0.999
lab*tce	0.5	1.0	0.75
lab*nce	0.0	1.0	g99b



RG00-7, 3 stufige Reihen für konstanten CIELAB Buntton 271/360 = 0.754 (links)

3 stufige Reihen für konstanten CIELAB Buntton 272/360 = 0.755 (rechts)

BAM-Prüfvorlage RG00; Farbmétrik-Systeme ORS18 & TLS00 input: olv\* setrgbcolor

A: 3stufige Farbreihen und Koordinatendaten für 10 Bunttöne output: olv\* setrgbcolor / w\* setgray