

Eingabe: Farbmetrisches Offset-Reflektiv-System ORS18

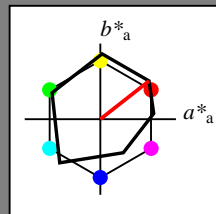
für Buntton  $h^* = lab^*h = 38/360 = 0.106$

LAB\*LCH, LAB\*NCH

A: Buntton O

LCH\*Ma: 48 82 38

olv\*Ma: 1.0 0.0 0.0



ORS18; adaptierte CIELAB-Daten

	$L^* = L^*_a$	$a^*_a$	$b^*_a$	$C^*_{ab,a}$	$h^*_{ab,a}$
O <sub>Ma</sub>	47.94	64.42	50.58	81.9	38
Y <sub>Ma</sub>	92.62	2.41	86.36	86.39	88
L <sub>Ma</sub>	50.9	-63.82	35.02	72.81	151
C <sub>Ma</sub>	51.25	-53.68	-57.69	78.82	227
V <sub>Ma</sub>	25.72	30.34	-44.37	53.76	304
M <sub>Ma</sub>	56.25	70.59	7.57	70.99	6
N <sub>Ma</sub>	18.11	0.0	0.0	0.0	0
W <sub>Ma</sub>	95.6	0.0	0.0	0.0	0
R <sub>CIE</sub>	47.79	60.85	41.08	73.41	34
J <sub>CIE</sub>	83.82	6.52	66.9	67.22	84
G <sub>CIE</sub>	49.0	-36.83	2.78	36.95	176
B <sub>CIE</sub>	25.14	-18.35	-56.22	59.15	252

CIELAB-Helligkeit  $L^*$

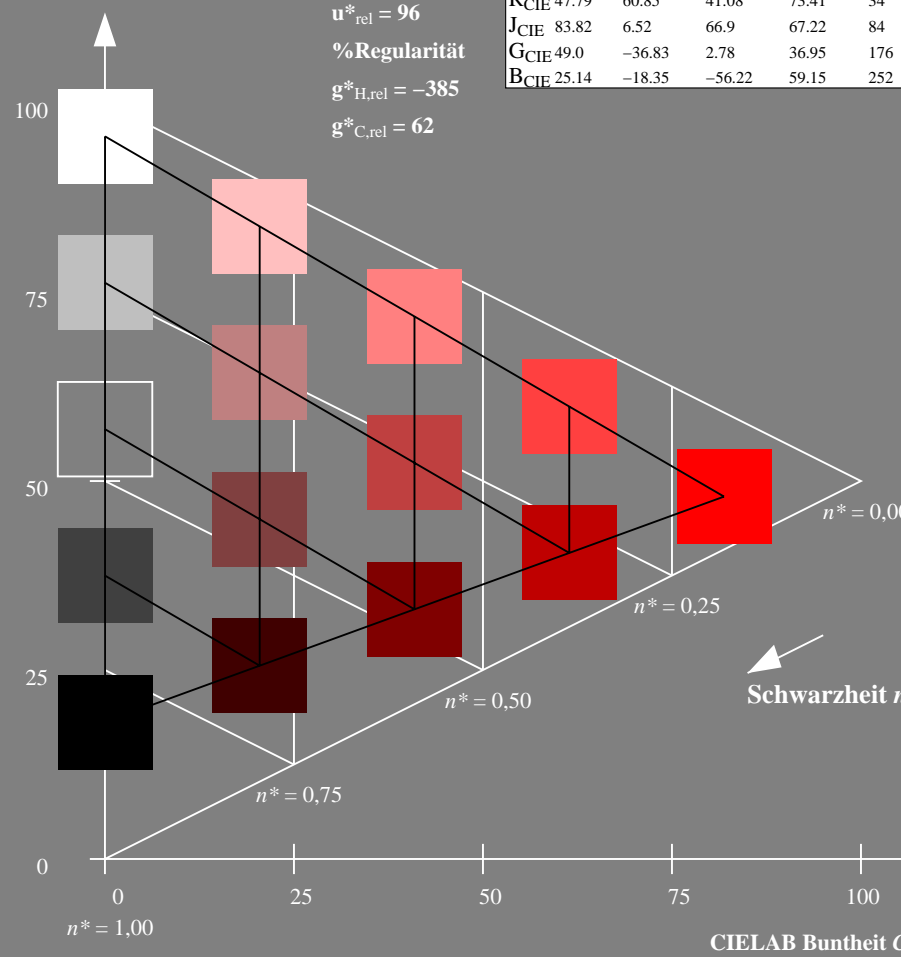
%Umfang

$u^*_{rel} = 96$

%Regularität

$g^*_{H,rel} = -385$

$g^*_{C,rel} = 62$



Ausgabe: Farbmetrisches Fernseh-Licht-System TLS00

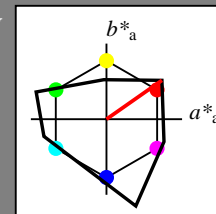
für Buntton  $h^* = lab^*h = 35/360 = 0.097$

LAB\*LCH, LAB\*NCH

A: Buntton O

LCH\*Ma: 66 90 35

olv\*Ma: 1.0 0.0 0.0



TLS00; adaptierte CIELAB-Daten

	$L^* = L^*_a$	$a^*_a$	$b^*_a$	$C^*_{ab,a}$	$h^*_{ab,a}$
O <sub>Ma</sub>	65.56	73.34	51.39	89.55	35
Y <sub>Ma</sub>	94.78	-3.49	52.24	52.36	94
L <sub>Ma</sub>	77.48	-92.97	36.0	99.71	159
C <sub>Ma</sub>	78.36	-82.69	-22.74	85.77	195
V <sub>Ma</sub>	12.55	38.81	-114.81	121.2	289
M <sub>Ma</sub>	66.71	76.08	-29.8	81.71	339
N <sub>Ma</sub>	0.01	0.0	0.0	0.0	0
W <sub>Ma</sub>	95.41	0.0	0.0	0.0	0
R <sub>CIE</sub>	47.79	61.74	42.56	74.99	35
J <sub>CIE</sub>	83.82	7.06	70.78	71.13	84
G <sub>CIE</sub>	49.0	-35.95	4.34	36.22	173
B <sub>CIE</sub>	25.14	-17.24	-56.24	58.84	253

CIELAB-Helligkeit  $L^*$

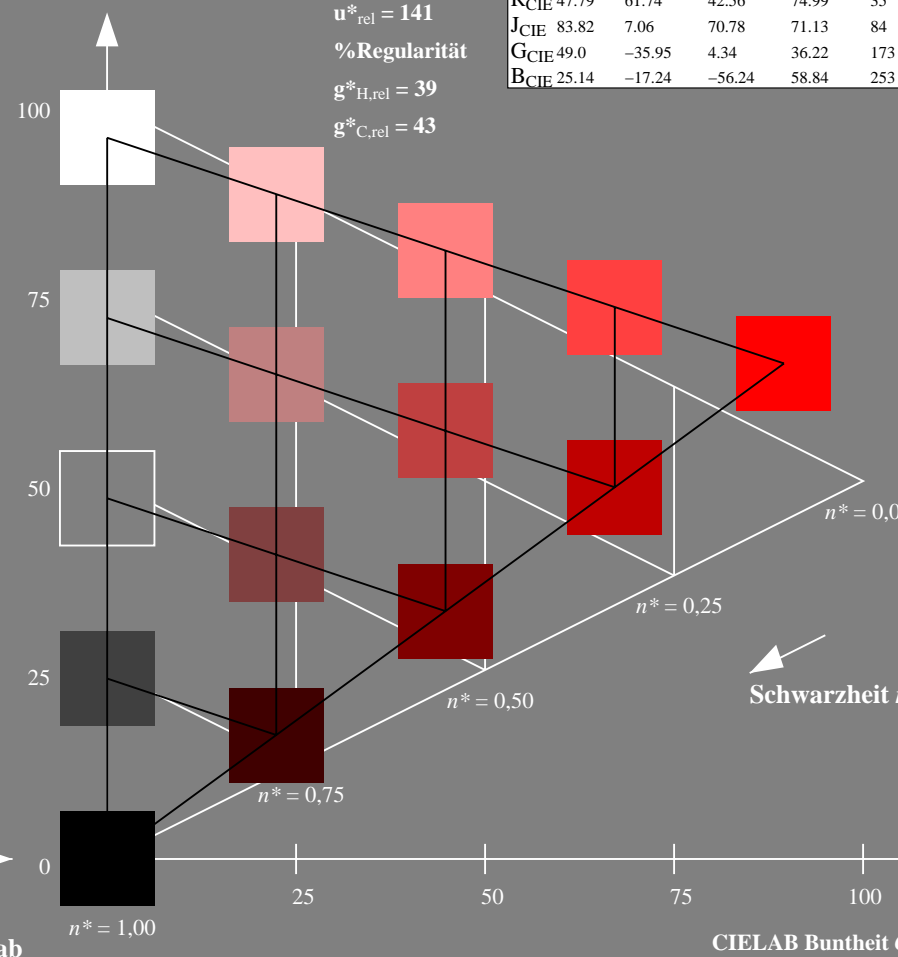
%Umfang

$u^*_{rel} = 141$

%Regularität

$g^*_{H,rel} = 39$

$g^*_{C,rel} = 43$



RG300-7, 5-stufige Reihen für konstanten CIELAB Buntton 38/360 = 0.106 (links)

5-stufige Reihen für konstanten CIELAB Buntton 35/360 = 0.097 (rechts)

BAM-Prüfvorlage RG30; Farbmetrik-Systeme ORS18 & TLS00 input: olv\* setrgbcolor

A: Koordinatensysteme; 5-stufige Farbreihen für 10 Bunttöne output: no change compared to input

Siehe ähnliche Dateien: <http://www.ps.bam.de/RG30/>  
 Technische Information: <http://www.ps.bam.de> Version 2.1, io=1,1

BAM-Registrierung: 20060101-RG30/10L/L30G00NP.PS/.PDF BAM-Material: Code=rh4ta  
 Anwendung für Beurteilung und Messung von Drucker- oder Monitorssystemen  
 /RG30/ Form: 1/10, Serie: 1/1, Seite: 1  
 Scherzhang 1

Eingabe: Farbmetrisches Offset-Reflektiv-System ORS18

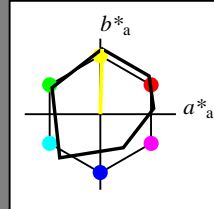
für Buntton  $h^* = lab^*h = 88/360 = 0.246$

LAB\*LCH, LAB\*NCH

A: Buntton Y

LCH\*Ma: 93 86 88

olv\*Ma: 1.0 1.0 0.0



ORS18; adaptierte CIELAB-Daten

	$L^* = L^*_a$	$a^*_a$	$b^*_a$	$C^*_{ab,a}$	$h^*_{ab,a}$
O <sub>Ma</sub>	47.94	64.42	50.58	81.9	38
Y <sub>Ma</sub>	92.62	2.41	86.36	86.39	88
L <sub>Ma</sub>	50.9	-63.82	35.02	72.81	151
C <sub>Ma</sub>	51.25	-53.68	-57.69	78.82	227
V <sub>Ma</sub>	25.72	30.34	-44.37	53.76	304
M <sub>Ma</sub>	56.25	70.59	7.57	70.99	6
N <sub>Ma</sub>	18.11	0.0	0.0	0.0	0
W <sub>Ma</sub>	95.6	0.0	0.0	0.0	0
R <sub>CIE</sub>	47.79	60.85	41.08	73.41	34
J <sub>CIE</sub>	83.82	6.52	66.9	67.22	84
G <sub>CIE</sub>	49.0	-36.83	2.78	36.95	176
B <sub>CIE</sub>	25.14	-18.35	-56.22	59.15	252

CIELAB-Helligkeit  $L^*$

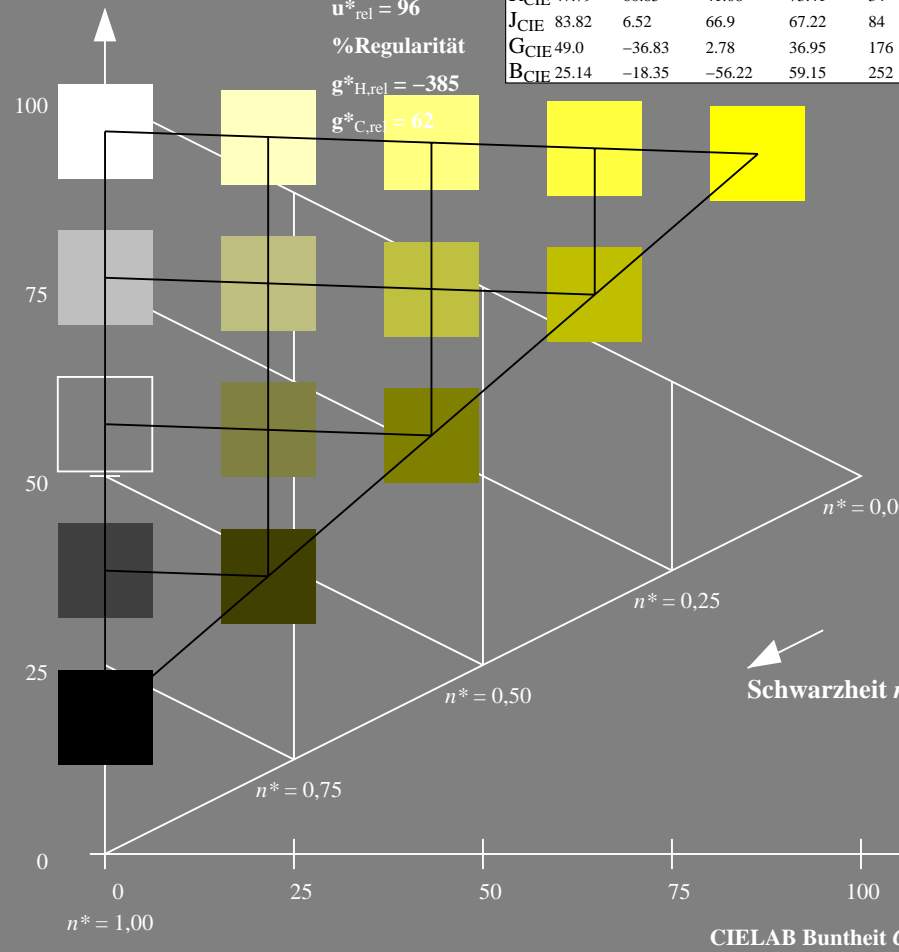
%Umfang

$u^*_{rel} = 96$

%Regularität

$g^*_{H,rel} = -385$

$g^*_{C,rel} = 62$



RG300-7, 5 stufige Reihen für konstanten CIELAB Buntton 88/360 = 0.246 (links)

Ausgabe: Farbmetrisches Fernseh-Licht-System TLS00

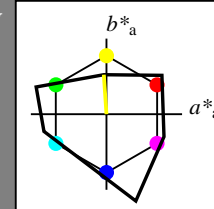
für Buntton  $h^* = lab^*h = 94/360 = 0.261$

LAB\*LCH, LAB\*NCH

A: Buntton Y

LCH\*Ma: 95 52 94

olv\*Ma: 1.0 1.0 0.0



TLS00; adaptierte CIELAB-Daten

	$L^* = L^*_a$	$a^*_a$	$b^*_a$	$C^*_{ab,a}$	$h^*_{ab,a}$
O <sub>Ma</sub>	65.56	73.34	51.39	89.55	35
Y <sub>Ma</sub>	94.78	-3.49	52.24	52.36	94
L <sub>Ma</sub>	77.48	-92.97	36.0	99.71	159
C <sub>Ma</sub>	78.36	-82.69	-22.74	85.77	195
V <sub>Ma</sub>	12.55	38.81	-114.81	121.2	289
M <sub>Ma</sub>	66.71	76.08	-29.8	81.71	339
N <sub>Ma</sub>	0.01	0.0	0.0	0.0	0
W <sub>Ma</sub>	95.41	0.0	0.0	0.0	0
R <sub>CIE</sub>	47.79	61.74	42.56	74.99	35
J <sub>CIE</sub>	83.82	7.06	70.78	71.13	84
G <sub>CIE</sub>	49.0	-35.95	4.34	36.22	173
B <sub>CIE</sub>	25.14	-17.24	-56.24	58.84	253

CIELAB-Helligkeit  $L^*$

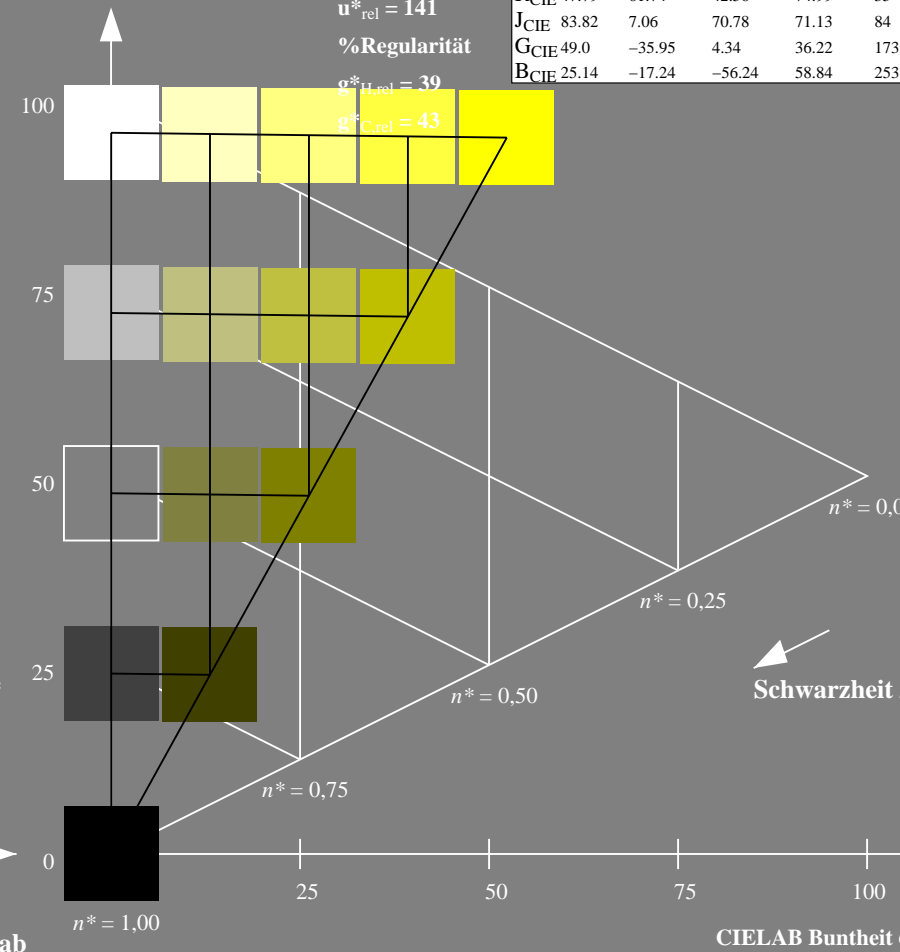
%Umfang

$u^*_{rel} = 141$

%Regularität

$g^*_{H,rel} = 39$

$g^*_{C,rel} = 43$



5 stufige Reihen für konstanten CIELAB Buntton 94/360 = 0.261 (rechts)

BAM-Prüfvorlage RG30; Farbmetrik-Systeme ORS18 & TLS00 input: olv\* setrgbcolor

A: Koordinatensysteme; 5stufige Farbreihen für 10 Bunttöne

output: no change compared to input

Siehe ähnliche Dateien: <http://www.ps.bam.de/RG30/>  
 Technische Information: <http://www.ps.bam.de> Version 2.1, io=1,1

BAM-Registrierung: 20060101-RG30/10L/L30G01NP.PS/.PDF BAM-Material: Code=rh4ta  
 Anwendung für Beurteilung und Messung von Drucker- oder Monitorssystemen  
 /RG30/ Form: 2/10, Serie: 1/1, Seite: 2  
 Scherzhang 2

Eingabe: Farbmetrisches Offset-Reflektiv-System ORS18

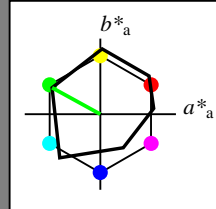
für Buntton  $h^* = lab^*h = 151/360 = 0.42$

LAB\*LCH, LAB\*NCH

A: Buntton L

LCH\*Ma: 51 73 151

olv\*Ma: 0.0 1.0 0.0



ORS18; adaptierte CIELAB-Daten

	$L^*=L^*_a$	$a^*_a$	$b^*_a$	$C^*_{ab,a}$	$h^*_{ab,a}$
O <sub>Ma</sub>	47.94	64.42	50.58	81.9	38
Y <sub>Ma</sub>	92.62	2.41	86.36	86.39	88
L <sub>Ma</sub>	50.9	-63.82	35.02	72.81	151
C <sub>Ma</sub>	51.25	-53.68	-57.69	78.82	227
V <sub>Ma</sub>	25.72	30.34	-44.37	53.76	304
M <sub>Ma</sub>	56.25	70.59	7.57	70.99	6
N <sub>Ma</sub>	18.11	0.0	0.0	0.0	0
W <sub>Ma</sub>	95.6	0.0	0.0	0.0	0
R <sub>CIE</sub>	47.79	60.85	41.08	73.41	34
J <sub>CIE</sub>	83.82	6.52	66.9	67.22	84
G <sub>CIE</sub>	49.0	-36.83	2.78	36.95	176
B <sub>CIE</sub>	25.14	-18.35	-56.22	59.15	252

CIELAB-Helligkeit  $L^*$

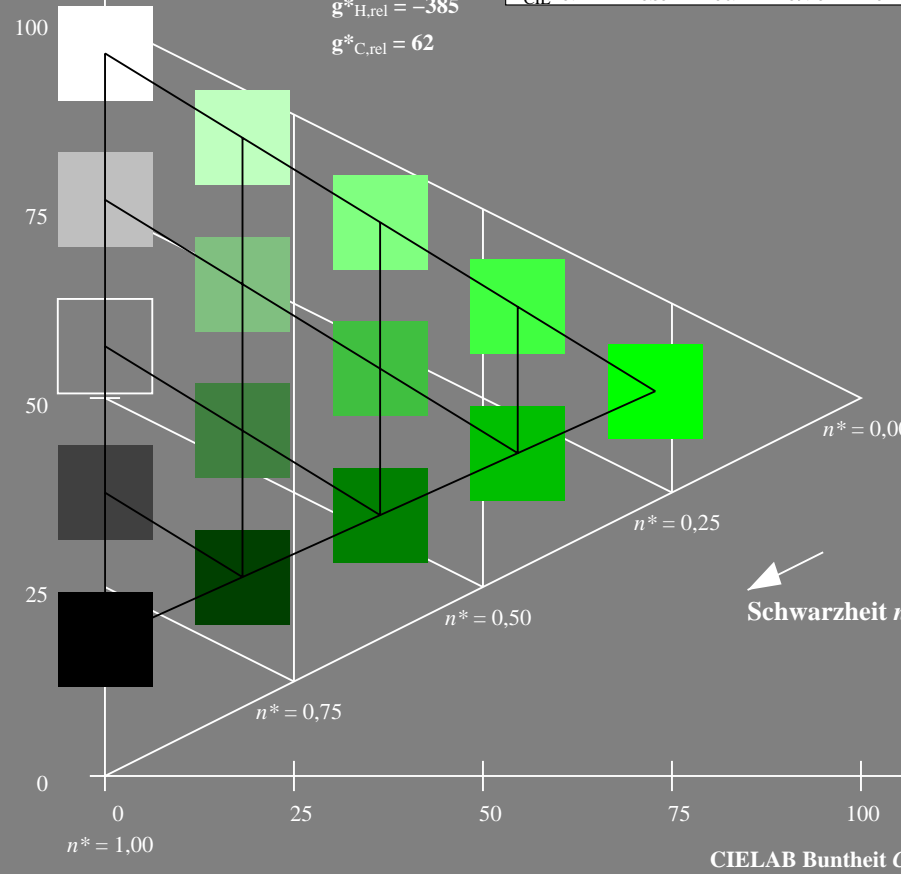
%Umfang

$u^*_{rel} = 96$

%Regularität

$g^*_{H,rel} = -385$

$g^*_{C,rel} = 62$



RG300-7, 5 stufige Reihen für konstanten CIELAB Buntton 151/360 = 0.42 (links)

Ausgabe: Farbmetrisches Fernseh-Licht-System TLS00

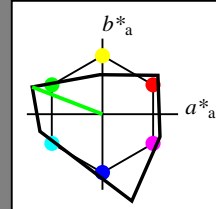
für Buntton  $h^* = lab^*h = 159/360 = 0.441$

LAB\*LCH, LAB\*NCH

A: Buntton L

LCH\*Ma: 77 100 159

olv\*Ma: 0.0 1.0 0.0



TLS00; adaptierte CIELAB-Daten

	$L^*=L^*_a$	$a^*_a$	$b^*_a$	$C^*_{ab,a}$	$h^*_{ab,a}$
O <sub>Ma</sub>	65.56	73.34	51.39	89.55	35
Y <sub>Ma</sub>	94.78	-3.49	52.24	52.36	94
L <sub>Ma</sub>	77.48	-92.97	36.0	99.71	159
C <sub>Ma</sub>	78.36	-82.69	-22.74	85.77	195
V <sub>Ma</sub>	12.55	38.81	-114.81	121.2	289
M <sub>Ma</sub>	66.71	76.08	-29.8	81.71	339
N <sub>Ma</sub>	0.01	0.0	0.0	0.0	0
W <sub>Ma</sub>	95.41	0.0	0.0	0.0	0
R <sub>CIE</sub>	47.79	61.74	42.56	74.99	35
J <sub>CIE</sub>	83.82	7.06	70.78	71.13	84
G <sub>CIE</sub>	49.0	-35.95	4.34	36.22	173
B <sub>CIE</sub>	25.14	-17.24	-56.24	58.84	253

CIELAB-Helligkeit  $L^*$

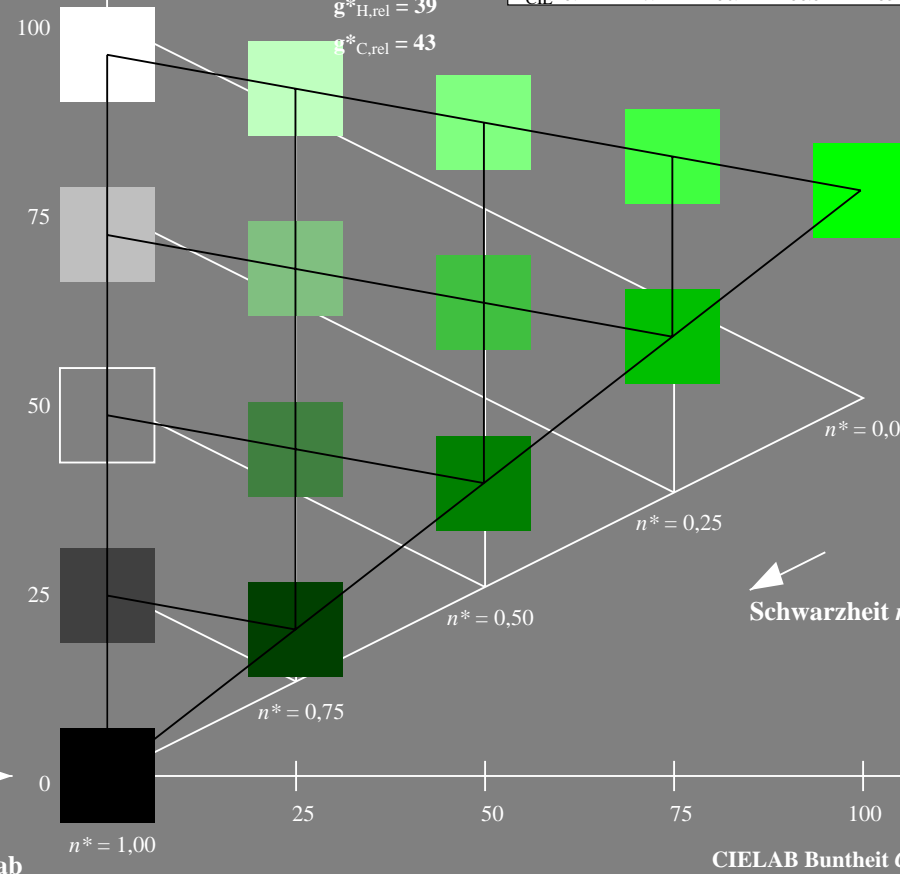
%Umfang

$u^*_{rel} = 141$

%Regularität

$g^*_{H,rel} = 39$

$g^*_{C,rel} = 43$



5 stufige Reihen für konstanten CIELAB Buntton 159/360 = 0.441 (rechts)

BAM-Prüfvorlage RG30; Farbmetrik-Systeme ORS18 & TLS00 input: olv\* setrgbcolor

A: Koordinatensysteme; 5stufige Farbreihen für 10 Bunttöne

output: no change compared to input

Eingabe: Farbmetrisches Offset-Reflektiv-System ORS18

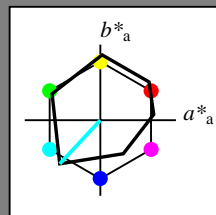
für Buntton  $h^* = lab^*h = 227/360 = 0.631$

LAB\*LCH, LAB\*NCH

A: Buntton C

LCH\*Ma: 51 79 227

olv\*Ma: 0.0 1.0 1.0



ORS18; adaptierte CIELAB-Daten

	$L^* = L^*_a$	$a^*_a$	$b^*_a$	$C^*_{ab,a}$	$h^*_{ab,a}$
O <sub>Ma</sub>	47.94	64.42	50.58	81.9	38
Y <sub>Ma</sub>	92.62	2.41	86.36	86.39	88
L <sub>Ma</sub>	50.9	-63.82	35.02	72.81	151
C <sub>Ma</sub>	51.25	-53.68	-57.69	78.82	227
V <sub>Ma</sub>	25.72	30.34	-44.37	53.76	304
M <sub>Ma</sub>	56.25	70.59	7.57	70.99	6
N <sub>Ma</sub>	18.11	0.0	0.0	0.0	0
W <sub>Ma</sub>	95.6	0.0	0.0	0.0	0
R <sub>CIE</sub>	47.79	60.85	41.08	73.41	34
J <sub>CIE</sub>	83.82	6.52	66.9	67.22	84
G <sub>CIE</sub>	49.0	-36.83	2.78	36.95	176
B <sub>CIE</sub>	25.14	-18.35	-56.22	59.15	252

CIELAB-Helligkeit  $L^*$

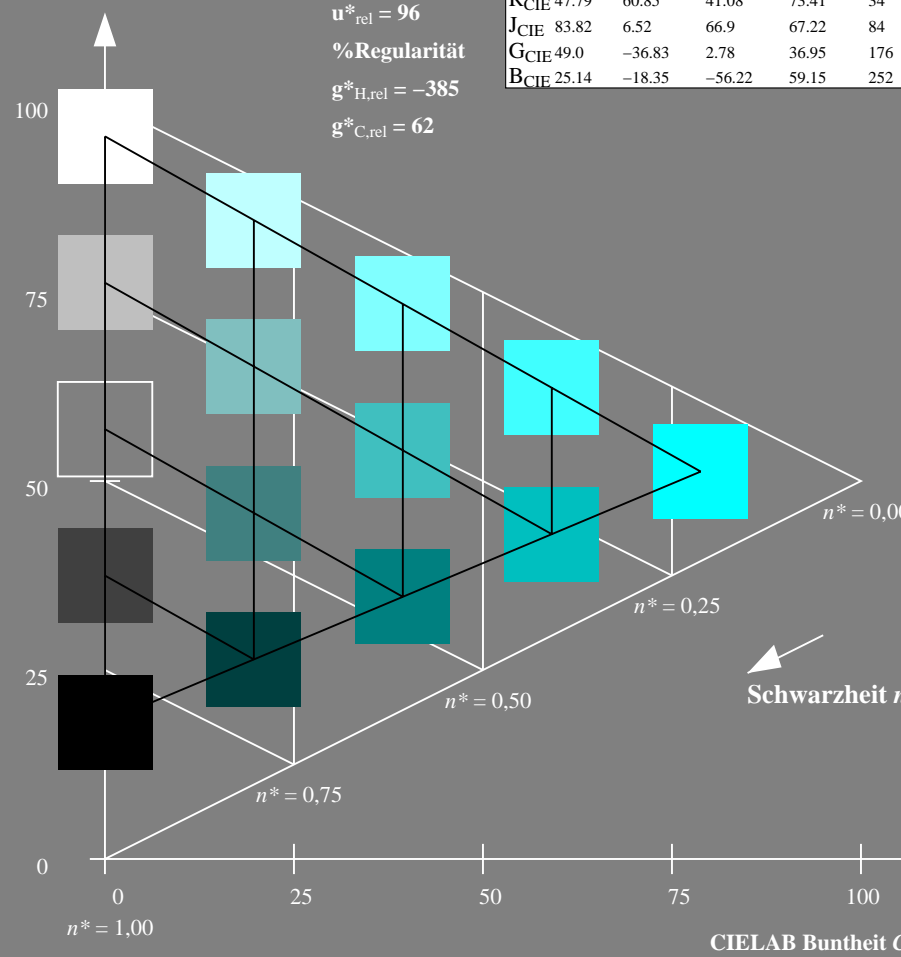
%Umfang

$u^*_{rel} = 96$

%Regularität

$g^*_{H,rel} = -385$

$g^*_{C,rel} = 62$



Ausgabe: Farbmetrisches Fernseh-Licht-System TLS00

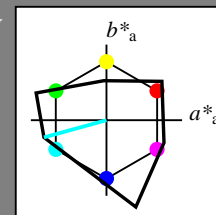
für Buntton  $h^* = lab^*h = 195/360 = 0.543$

LAB\*LCH, LAB\*NCH

A: Buntton C

LCH\*Ma: 78 86 195

olv\*Ma: 0.0 1.0 1.0



TLS00; adaptierte CIELAB-Daten

	$L^* = L^*_a$	$a^*_a$	$b^*_a$	$C^*_{ab,a}$	$h^*_{ab,a}$
O <sub>Ma</sub>	65.56	73.34	51.39	89.55	35
Y <sub>Ma</sub>	94.78	-3.49	52.24	52.36	94
L <sub>Ma</sub>	77.48	-92.97	36.0	99.71	159
C <sub>Ma</sub>	78.36	-82.69	-22.74	85.77	195
V <sub>Ma</sub>	12.55	38.81	-114.81	121.2	289
M <sub>Ma</sub>	66.71	76.08	-29.8	81.71	339
N <sub>Ma</sub>	0.01	0.0	0.0	0.0	0
W <sub>Ma</sub>	95.41	0.0	0.0	0.0	0
R <sub>CIE</sub>	47.79	61.74	42.56	74.99	35
J <sub>CIE</sub>	83.82	7.06	70.78	71.13	84
G <sub>CIE</sub>	49.0	-35.95	4.34	36.22	173
B <sub>CIE</sub>	25.14	-17.24	-56.24	58.84	253

CIELAB-Helligkeit  $L^*$

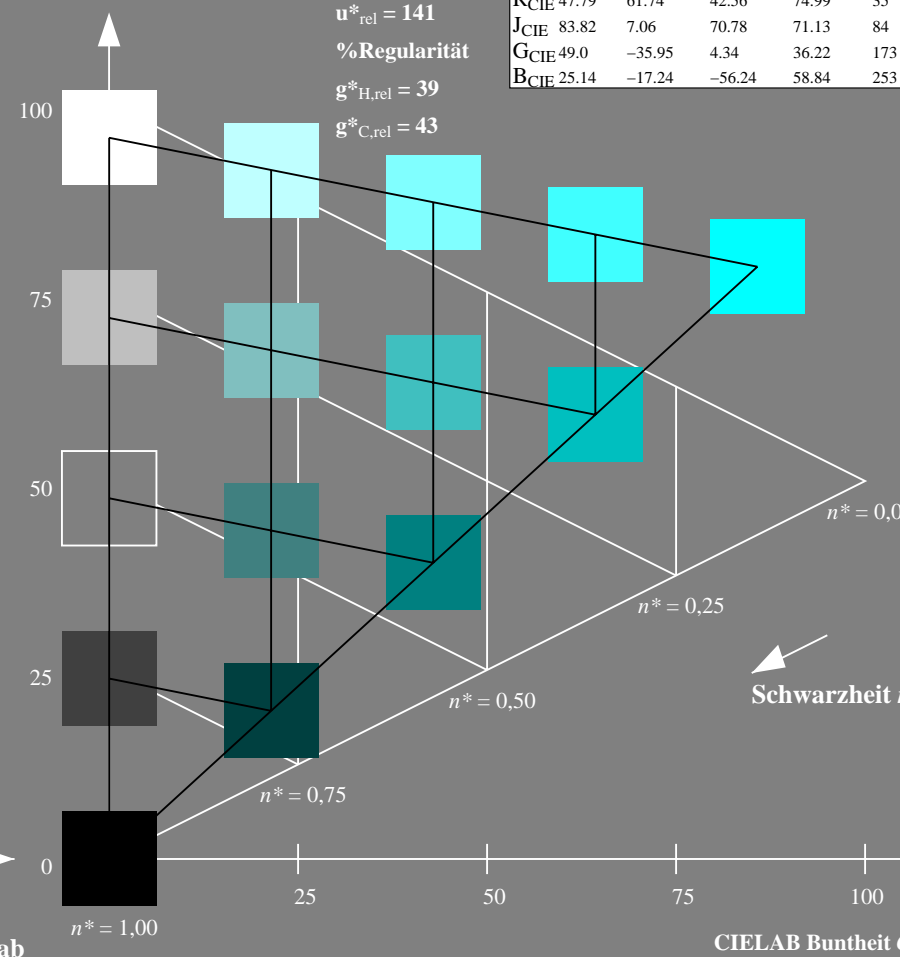
%Umfang

$u^*_{rel} = 141$

%Regularität

$g^*_{H,rel} = 39$

$g^*_{C,rel} = 43$



RG300-7, 5-stufige Reihen für konstanten CIELAB Buntton 227/360 = 0.631 (links)

5-stufige Reihen für konstanten CIELAB Buntton 195/360 = 0.543 (rechts)

BAM-Prüfvorlage RG30; Farbmetrik-Systeme ORS18 & TLS00 input: olv\* setrgbcolor

A: Koordinatensysteme; 5-stufige Farbreihen für 10 Bunttöne output: no change compared to input

Eingabe: Farbmetrisches Offset-Reflektiv-System ORS18

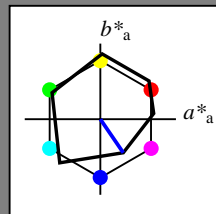
für Buntton  $h^* = lab^*h = 304/360 = 0.845$

LAB\*LCH, LAB\*NCH

A: Buntton V

LCH\*Ma: 26 54 304

olv\*Ma: 0.0 0.0 1.0



ORS18; adaptierte CIELAB-Daten

	$L^* = L^*_a$	$a^*_a$	$b^*_a$	$C^*_{ab,a}$	$h^*_{ab,a}$
O <sub>Ma</sub>	47.94	64.42	50.58	81.9	38
Y <sub>Ma</sub>	92.62	2.41	86.36	86.39	88
L <sub>Ma</sub>	50.9	-63.82	35.02	72.81	151
C <sub>Ma</sub>	51.25	-53.68	-57.69	78.82	227
V <sub>Ma</sub>	25.72	30.34	-44.37	53.76	304
M <sub>Ma</sub>	56.25	70.59	7.57	70.99	6
N <sub>Ma</sub>	18.11	0.0	0.0	0.0	0
W <sub>Ma</sub>	95.6	0.0	0.0	0.0	0
R <sub>CIE</sub>	47.79	60.85	41.08	73.41	34
J <sub>CIE</sub>	83.82	6.52	66.9	67.22	84
G <sub>CIE</sub>	49.0	-36.83	2.78	36.95	176
B <sub>CIE</sub>	25.14	-18.35	-56.22	59.15	252

CIELAB-Helligkeit  $L^*$

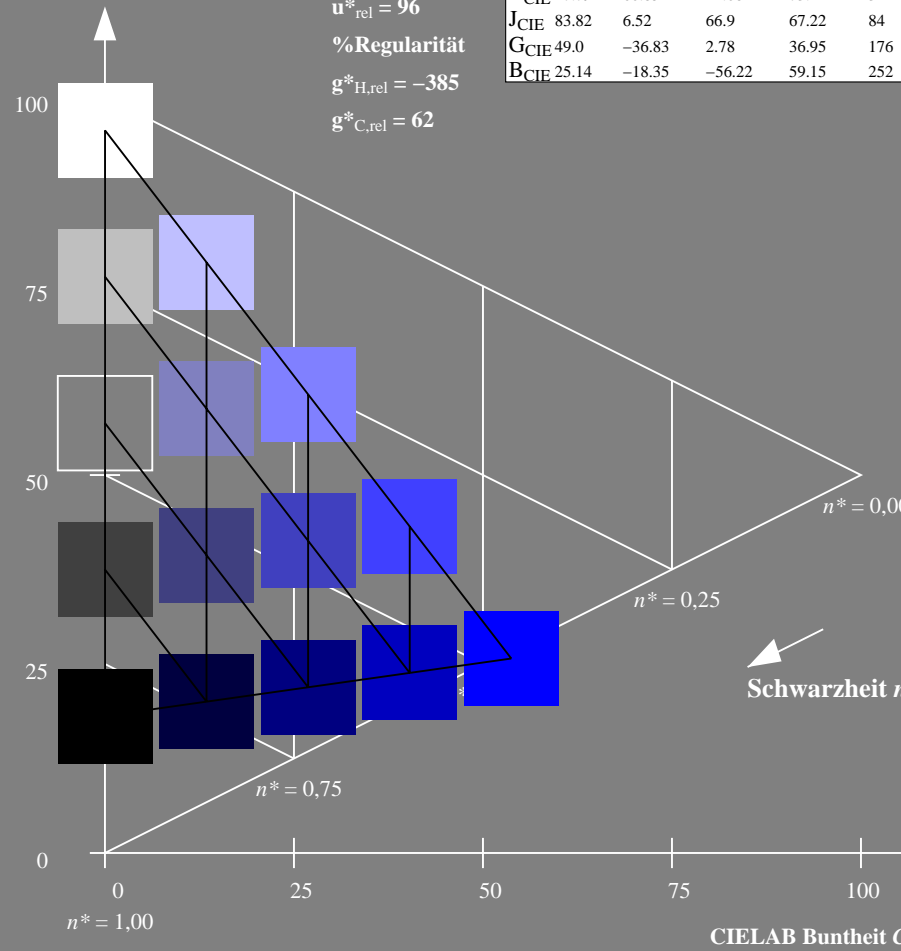
%Umfang

$u^*_{rel} = 96$

%Regularität

$g^*_{H,rel} = -385$

$g^*_{C,rel} = 62$



Ausgabe: Farbmetrisches Fernseh-Licht-System TLS00

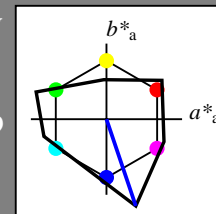
für Buntton  $h^* = lab^*h = 289/360 = 0.802$

LAB\*LCH, LAB\*NCH

A: Buntton V

LCH\*Ma: 13 121 289

olv\*Ma: 0.0 0.0 1.0



TLS00; adaptierte CIELAB-Daten

	$L^* = L^*_a$	$a^*_a$	$b^*_a$	$C^*_{ab,a}$	$h^*_{ab,a}$
O <sub>Ma</sub>	65.56	73.34	51.39	89.55	35
Y <sub>Ma</sub>	94.78	-3.49	52.24	52.36	94
L <sub>Ma</sub>	77.48	-92.97	36.0	99.71	159
C <sub>Ma</sub>	78.36	-82.69	-22.74	85.77	195
V <sub>Ma</sub>	12.55	38.81	-114.81	121.2	289
M <sub>Ma</sub>	66.71	76.08	-29.8	81.71	339
N <sub>Ma</sub>	0.01	0.0	0.0	0.0	0
W <sub>Ma</sub>	95.41	0.0	0.0	0.0	0
R <sub>CIE</sub>	47.79	61.74	42.56	74.99	35
J <sub>CIE</sub>	83.82	7.06	70.78	71.13	84
G <sub>CIE</sub>	49.0	-35.95	4.34	36.22	173
B <sub>CIE</sub>	25.14	-17.24	-56.24	58.84	253

CIELAB-Helligkeit  $L^*$

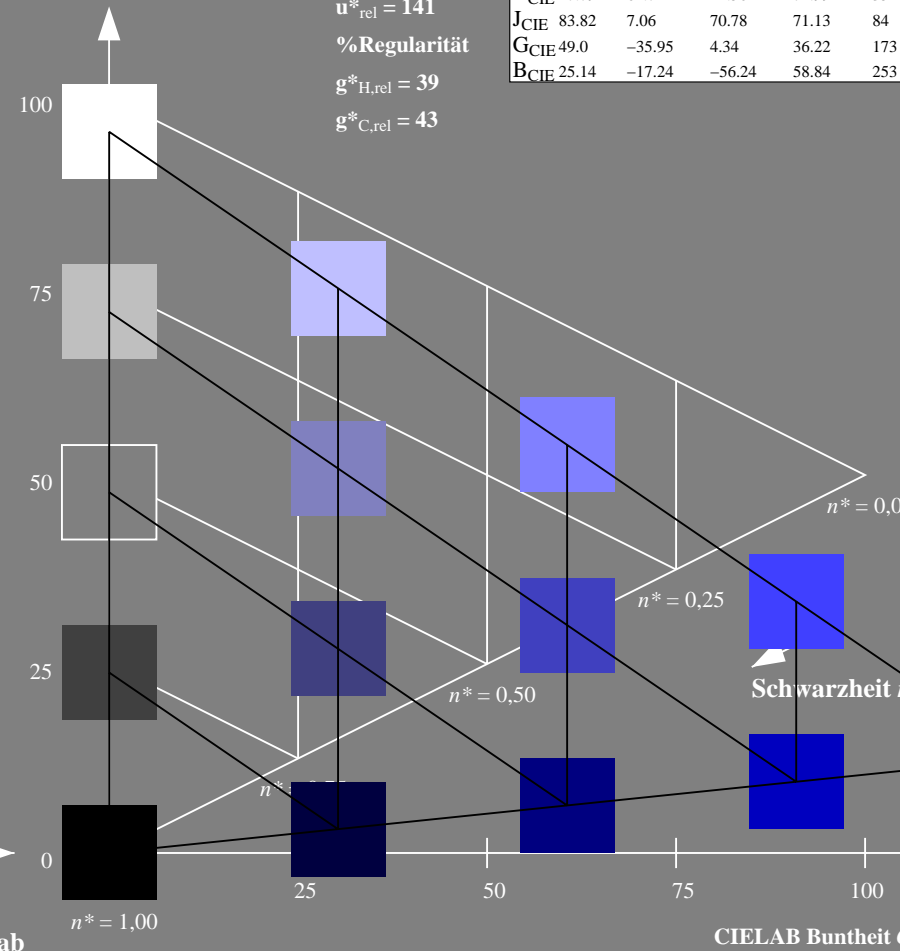
%Umfang

$u^*_{rel} = 141$

%Regularität

$g^*_{H,rel} = 39$

$g^*_{C,rel} = 43$



RG300-7, 5-stufige Reihen für konstanten CIELAB Bunton 304/360 = 0.845 (links)

5-stufige Reihen für konstanten CIELAB Bunton 289/360 = 0.802 (rechts)

BAM-Prüfvorlage RG30; Farbmetrik-Systeme ORS18 & TLS00 input: olv\* setrgbcolor

A: Koordinatensysteme; 5-stufige Farbreihen für 10 Bunttöne output: no change compared to input

Eingabe: Farbmetrisches Offset-Reflektiv-System ORS18

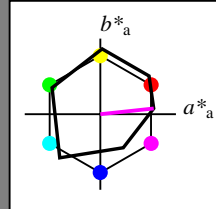
für Buntton  $h^* = lab^*h = 6/360 = 0.017$

LAB\*LCH, LAB\*NCH

A: Buntton M

LCH\*Ma: 56 71 6

olv\*Ma: 1.0 0.0 1.0



ORS18; adaptierte CIELAB-Daten

	$L^* = L^*_a$	$a^*_a$	$b^*_a$	$C^*_{ab,a}$	$h^*_{ab,a}$
O <sub>Ma</sub>	47.94	64.42	50.58	81.9	38
Y <sub>Ma</sub>	92.62	2.41	86.36	86.39	88
L <sub>Ma</sub>	50.9	-63.82	35.02	72.81	151
C <sub>Ma</sub>	51.25	-53.68	-57.69	78.82	227
V <sub>Ma</sub>	25.72	30.34	-44.37	53.76	304
M <sub>Ma</sub>	56.25	70.59	7.57	70.99	6
N <sub>Ma</sub>	18.11	0.0	0.0	0.0	0
W <sub>Ma</sub>	95.6	0.0	0.0	0.0	0
R <sub>CIE</sub>	47.79	60.85	41.08	73.41	34
J <sub>CIE</sub>	83.82	6.52	66.9	67.22	84
G <sub>CIE</sub>	49.0	-36.83	2.78	36.95	176
B <sub>CIE</sub>	25.14	-18.35	-56.22	59.15	252

CIELAB-Helligkeit  $L^*$

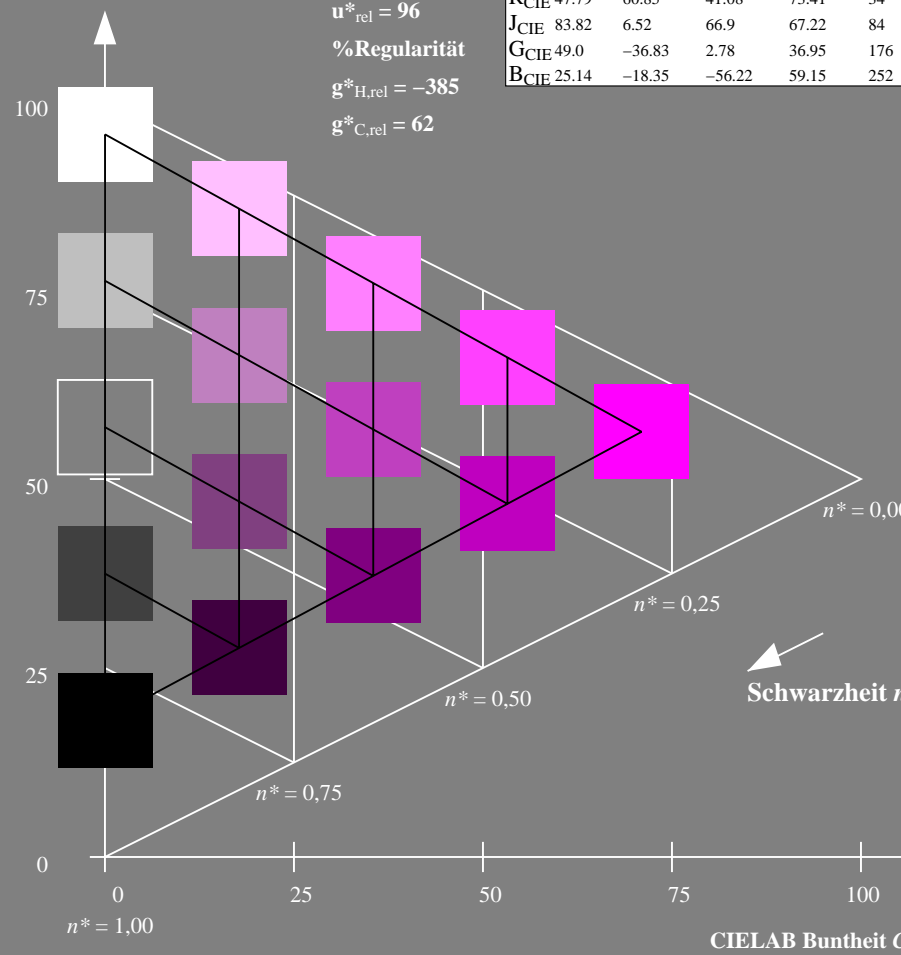
%Umfang

$u^*_{rel} = 96$

%Regularität

$g^*_{H,rel} = -385$

$g^*_{C,rel} = 62$



RG300-7, 5 stufige Reihen für konstanten CIELAB Buntton 6/360 = 0.017 (links)

Ausgabe: Farbmetrisches Fernseh-Licht-System TLS00

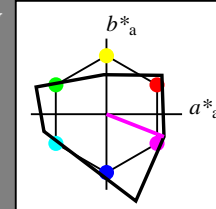
für Buntton  $h^* = lab^*h = 339/360 = 0.941$

LAB\*LCH, LAB\*NCH

A: Buntton M

LCH\*Ma: 67 82 339

olv\*Ma: 1.0 0.0 1.0



TLS00; adaptierte CIELAB-Daten

	$L^* = L^*_a$	$a^*_a$	$b^*_a$	$C^*_{ab,a}$	$h^*_{ab,a}$
O <sub>Ma</sub>	65.56	73.34	51.39	89.55	35
Y <sub>Ma</sub>	94.78	-3.49	52.24	52.36	94
L <sub>Ma</sub>	77.48	-92.97	36.0	99.71	159
C <sub>Ma</sub>	78.36	-82.69	-22.74	85.77	195
V <sub>Ma</sub>	12.55	38.81	-114.81	121.2	289
M <sub>Ma</sub>	66.71	76.08	-29.8	81.71	339
N <sub>Ma</sub>	0.01	0.0	0.0	0.0	0
W <sub>Ma</sub>	95.41	0.0	0.0	0.0	0
R <sub>CIE</sub>	47.79	61.74	42.56	74.99	35
J <sub>CIE</sub>	83.82	7.06	70.78	71.13	84
G <sub>CIE</sub>	49.0	-35.95	4.34	36.22	173
B <sub>CIE</sub>	25.14	-17.24	-56.24	58.84	253

CIELAB-Helligkeit  $L^*$

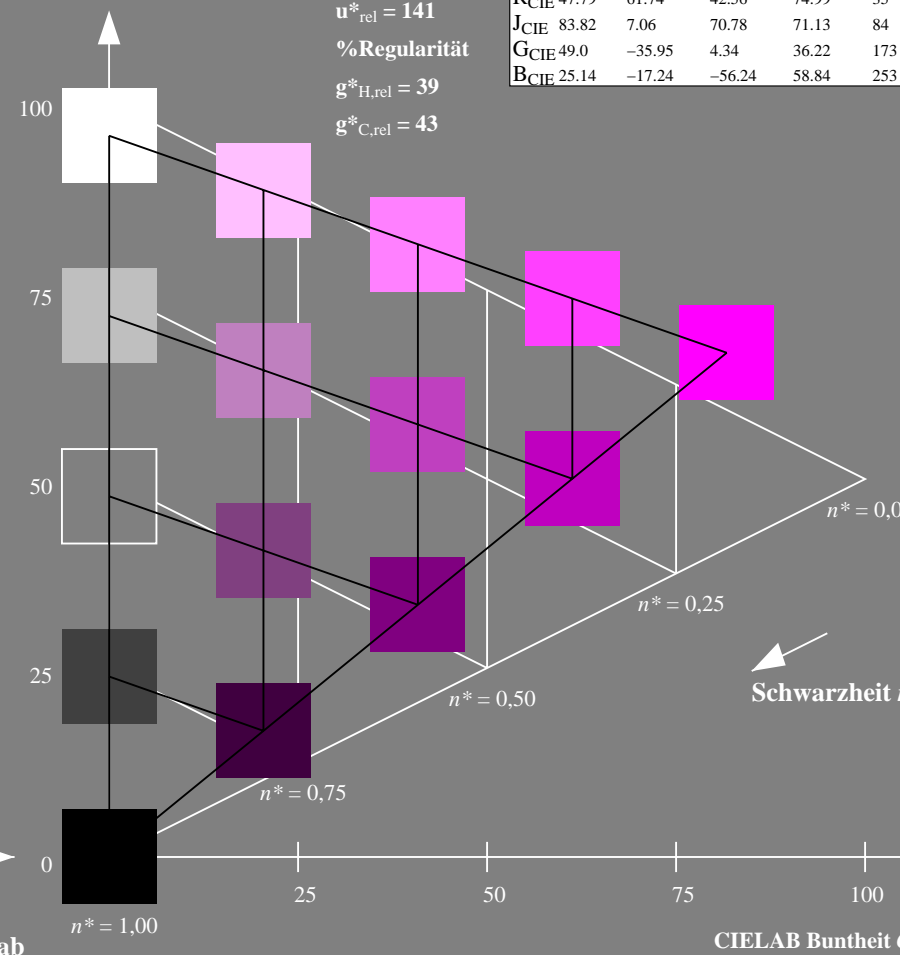
%Umfang

$u^*_{rel} = 141$

%Regularität

$g^*_{H,rel} = 39$

$g^*_{C,rel} = 43$



5 stufige Reihen für konstanten CIELAB Buntton 339/360 = 0.941 (rechts)

BAM-Prüfvorlage RG30; Farbmetrik-Systeme ORS18 & TLS00 input: olv\* setrgbcolor

A: Koordinatensysteme; 5stufige Farbreihen für 10 Bunttöne

output: no change compared to input



Eingabe: Farbmetrisches Offset-Reflektiv-System ORS18

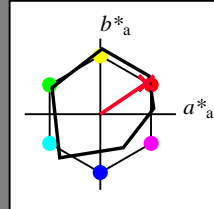
für Buntton  $h^* = lab^*h = 34/360 = 0.095$

LAB\*LCH, LAB\*NCH

A: Buntton R

LCH\*Ma: 49 79 34

olv\*Ma: 1.0 0.0 0.15



ORS18; adaptierte CIELAB-Daten

	$L^* = L^*_a$	$a^*_a$	$b^*_a$	$C^*_{ab,a}$	$h^*_{ab,a}$
O <sub>Ma</sub>	47.94	64.42	50.58	81.9	38
Y <sub>Ma</sub>	92.62	2.41	86.36	86.39	88
L <sub>Ma</sub>	50.9	-63.82	35.02	72.81	151
C <sub>Ma</sub>	51.25	-53.68	-57.69	78.82	227
V <sub>Ma</sub>	25.72	30.34	-44.37	53.76	304
M <sub>Ma</sub>	56.25	70.59	7.57	70.99	6
N <sub>Ma</sub>	18.11	0.0	0.0	0.0	0
W <sub>Ma</sub>	95.6	0.0	0.0	0.0	0
R <sub>CIE</sub>	47.79	60.85	41.08	73.41	34
J <sub>CIE</sub>	83.82	6.52	66.9	67.22	84
G <sub>CIE</sub>	49.0	-36.83	2.78	36.95	176
B <sub>CIE</sub>	25.14	-18.35	-56.22	59.15	252

CIELAB-Helligkeit  $L^*$

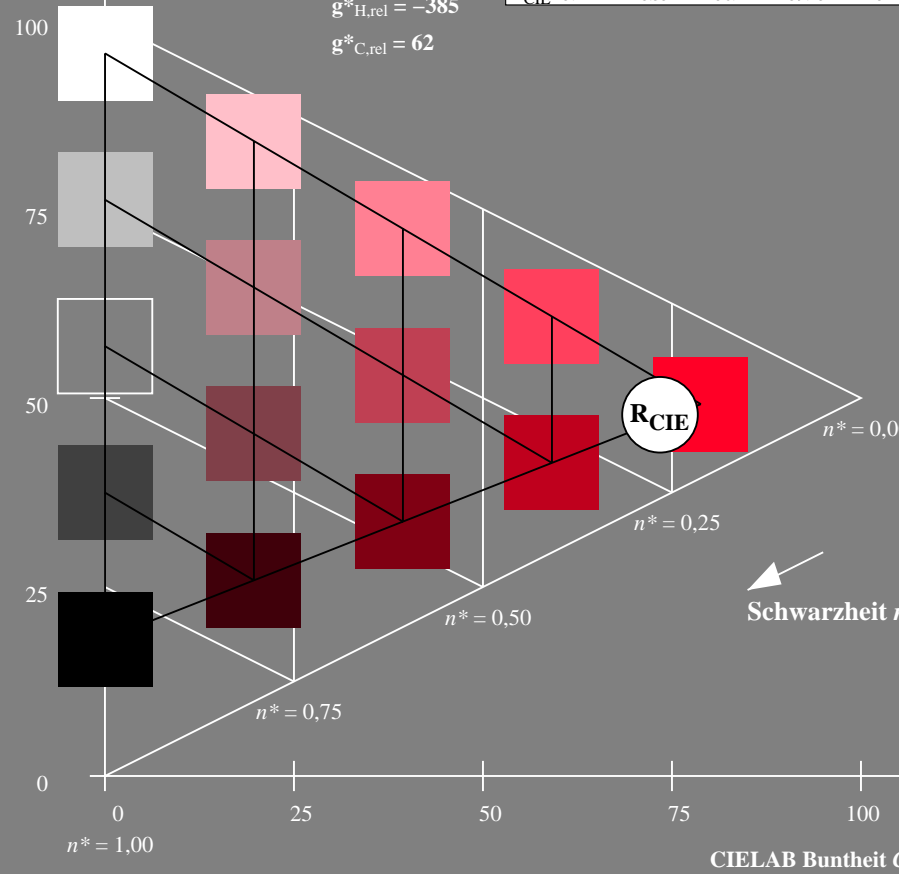
%Umfang

$u^*_{rel} = 96$

%Regularität

$g^*_{H,rel} = -385$

$g^*_{C,rel} = 62$



RG300-7, 5 stufige Reihen für konstanten CIELAB Buntton 34/360 = 0.095 (links)

Ausgabe: Farbmetrisches Fernseh-Licht-System TLS00

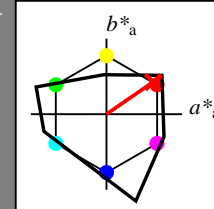
für Buntton  $h^* = lab^*h = 35/360 = 0.096$

LAB\*LCH, LAB\*NCH

A: Buntton R

LCH\*Ma: 66 89 35

olv\*Ma: 1.0 0.0 0.01



TLS00; adaptierte CIELAB-Daten

	$L^* = L^*_a$	$a^*_a$	$b^*_a$	$C^*_{ab,a}$	$h^*_{ab,a}$
O <sub>Ma</sub>	65.56	73.34	51.39	89.55	35
Y <sub>Ma</sub>	94.78	-3.49	52.24	52.36	94
L <sub>Ma</sub>	77.48	-92.97	36.0	99.71	159
C <sub>Ma</sub>	78.36	-82.69	-22.74	85.77	195
V <sub>Ma</sub>	12.55	38.81	-114.81	121.2	289
M <sub>Ma</sub>	66.71	76.08	-29.8	81.71	339
N <sub>Ma</sub>	0.01	0.0	0.0	0.0	0
W <sub>Ma</sub>	95.41	0.0	0.0	0.0	0
R <sub>CIE</sub>	47.79	61.74	42.56	74.99	35
J <sub>CIE</sub>	83.82	7.06	70.78	71.13	84
G <sub>CIE</sub>	49.0	-35.95	4.34	36.22	173
B <sub>CIE</sub>	25.14	-17.24	-56.24	58.84	253

CIELAB-Helligkeit  $L^*$

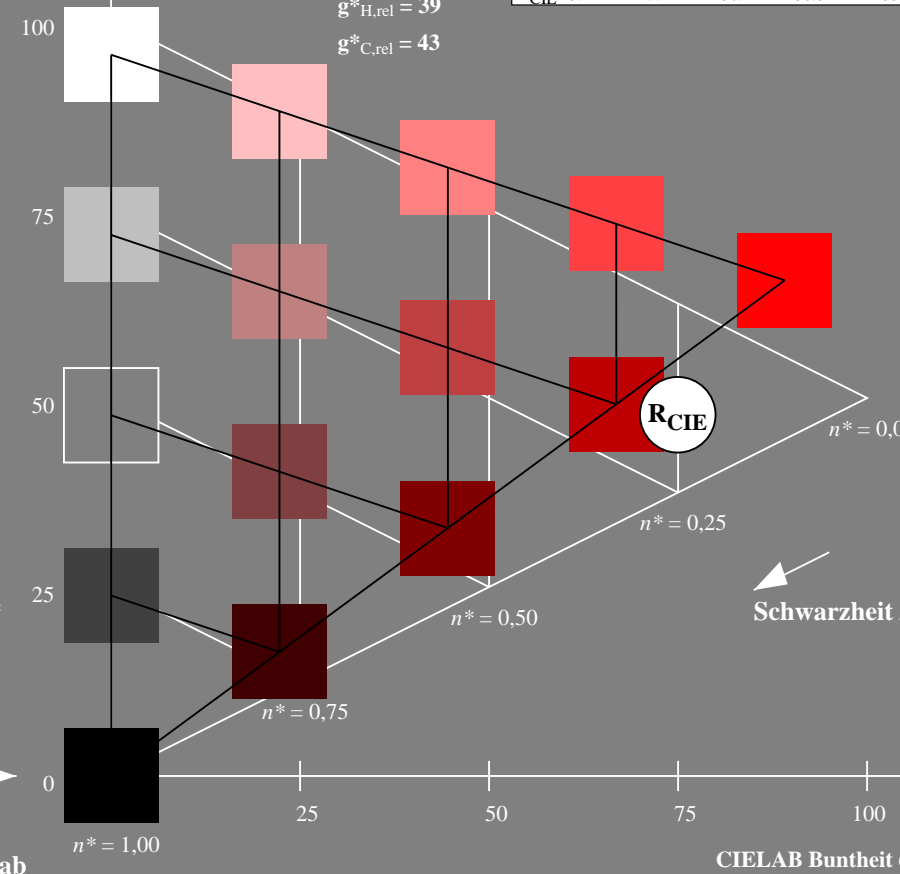
%Umfang

$u^*_{rel} = 141$

%Regularität

$g^*_{H,rel} = 39$

$g^*_{C,rel} = 43$



5 stufige Reihen für konstanten CIELAB Buntton 35/360 = 0.096 (rechts)

BAM-Prüfvorlage RG30; Farbmetrik-Systeme ORS18 & TLS00 input: olv\* setrgbcolor

A: Koordinatensysteme; 5stufige Farbreihen für 10 Bunttöne output: no change compared to input

Siehe ähnliche Dateien: <http://www.ps.bam.de/RG30/>  
 Technische Information: <http://www.ps.bam.de> Version 2.1, io=1,1

BAM-Registrierung: 20060101-RG30/10L/L30G06NP.PS/.PDF BAM-Material: Code=rhatha  
 Anwendung für Beurteilung und Messung von Drucker- oder Monitorssystemen  
 /RG30/ Form: 7/10, Serie: 1/1, Seite: 7  
 Scherzhang 7

Eingabe: Farbmetrisches Offset-Reflektiv-System ORS18

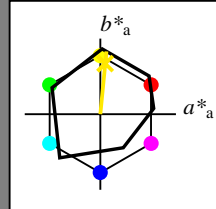
für Buntton  $h^* = lab^*h = 84/360 = 0.235$

LAB\*LCH, LAB\*NCH

A: Buntton J

LCH\*Ma: 89 83 84

olv\*Ma: 1.0 0.91 0.0



ORS18; adaptierte CIELAB-Daten

	$L^* = L^*_a$	$a^*_a$	$b^*_a$	$C^*_{ab,a}$	$h^*_{ab,a}$
O <sub>Ma</sub>	47.94	64.42	50.58	81.9	38
Y <sub>Ma</sub>	92.62	2.41	86.36	86.39	88
L <sub>Ma</sub>	50.9	-63.82	35.02	72.81	151
C <sub>Ma</sub>	51.25	-53.68	-57.69	78.82	227
V <sub>Ma</sub>	25.72	30.34	-44.37	53.76	304
M <sub>Ma</sub>	56.25	70.59	7.57	70.99	6
N <sub>Ma</sub>	18.11	0.0	0.0	0.0	0
W <sub>Ma</sub>	95.6	0.0	0.0	0.0	0
R <sub>CIE</sub>	47.79	60.85	41.08	73.41	34
J <sub>CIE</sub>	83.82	6.52	66.9	67.22	84
G <sub>CIE</sub>	49.0	-36.83	2.78	36.95	176
B <sub>CIE</sub>	25.14	-18.35	-56.22	59.15	252

CIELAB-Helligkeit  $L^*$

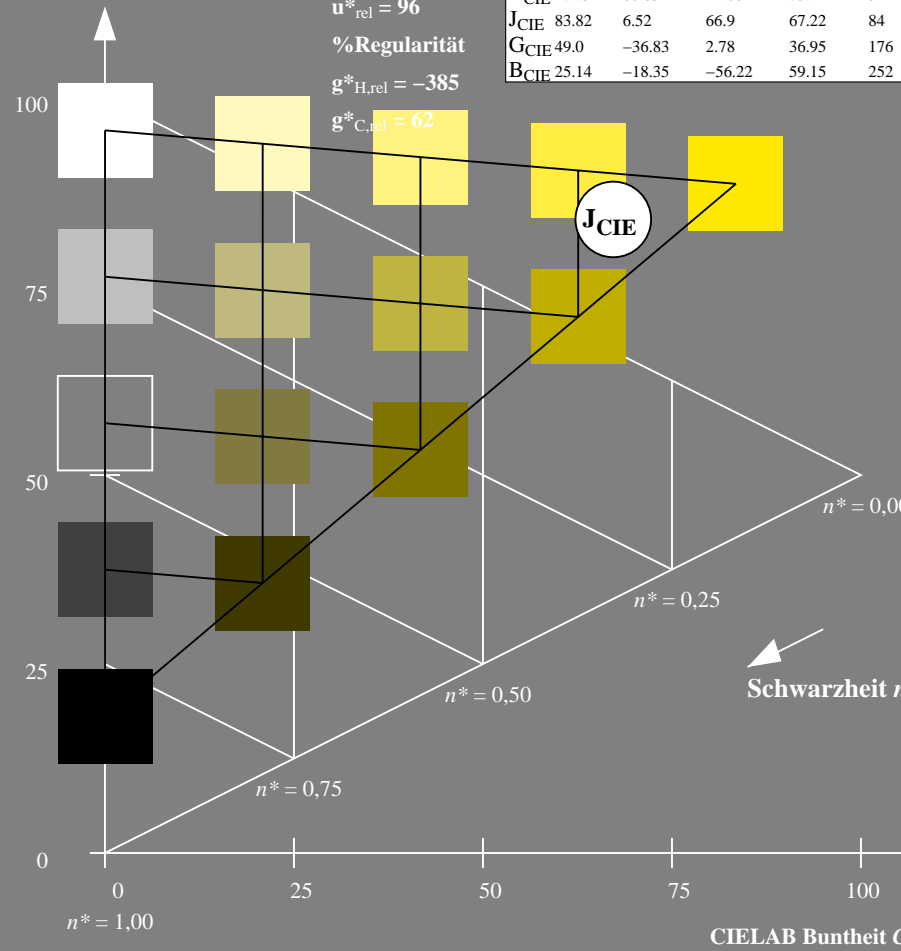
%Umfang

$u^*_{rel} = 96$

%Regularität

$g^*_{H,rel} = -385$

$g^*_{C,rel} = 62$



RG300-7, 5 stufige Reihen für konstanten CIELAB Bunnton 84/360 = 0.235 (links)

Ausgabe: Farbmetrisches Fernseh-Licht-System TLS00

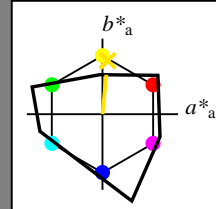
für Buntton  $h^* = lab^*h = 84/360 = 0.234$

LAB\*LCH, LAB\*NCH

A: Buntton J

LCH\*Ma: 91 52 84

olv\*Ma: 1.0 0.89 0.0



TLS00; adaptierte CIELAB-Daten

	$L^* = L^*_a$	$a^*_a$	$b^*_a$	$C^*_{ab,a}$	$h^*_{ab,a}$
O <sub>Ma</sub>	65.56	73.34	51.39	89.55	35
Y <sub>Ma</sub>	94.78	-3.49	52.24	52.36	94
L <sub>Ma</sub>	77.48	-92.97	36.0	99.71	159
C <sub>Ma</sub>	78.36	-82.69	-22.74	85.77	195
V <sub>Ma</sub>	12.55	38.81	-114.81	121.2	289
M <sub>Ma</sub>	66.71	76.08	-29.8	81.71	339
N <sub>Ma</sub>	0.01	0.0	0.0	0.0	0
W <sub>Ma</sub>	95.41	0.0	0.0	0.0	0
R <sub>CIE</sub>	47.79	61.74	42.56	74.99	35
J <sub>CIE</sub>	83.82	7.06	70.78	71.13	84
G <sub>CIE</sub>	49.0	-35.95	4.34	36.22	173
B <sub>CIE</sub>	25.14	-17.24	-56.24	58.84	253

CIELAB-Helligkeit  $L^*$

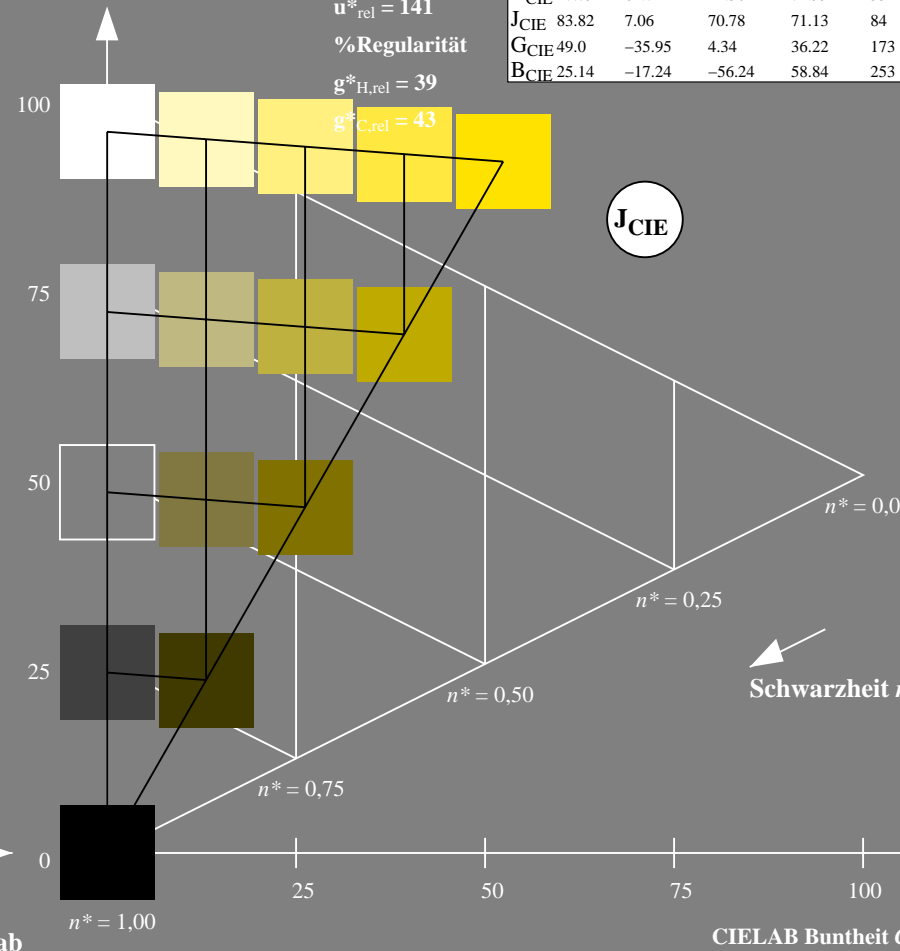
%Umfang

$u^*_{rel} = 141$

%Regularität

$g^*_{H,rel} = 39$

$g^*_{C,rel} = 43$



5 stufige Reihen für konstanten CIELAB Bunnton 84/360 = 0.234 (rechts)

BAM-Prüfvorlage RG30; Farbmetrik-Systeme ORS18 & TLS00 input: olv\* setrgbcolor

A: Koordinatensysteme; 5stufige Farbreihen für 10 Bunttöne

output: no change compared to input

Siehe ähnliche Dateien: <http://www.ps.bam.de/RG30/>  
 Technische Information: <http://www.ps.bam.de> Version 2.1, io=1,1

BAM-Registrierung: 20060101-RG30/10L/L30G07NP.PS/.PDF BAM-Material: Code=rhatha  
 Anwendung für Beurteilung und Messung von Drucker- oder Monitorssystemen

/RG30/ Form: 8/10, Serie: 1/1, Seite: 8  
 Scherzhang 8



Eingabe: Farbmetrisches Offset-Reflektiv-System ORS18

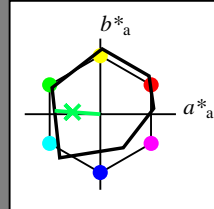
für Buntton  $h^* = lab^*h = 176/360 = 0.488$

LAB\*LCH, LAB\*NCH

A: Buntton G

LCH\*Ma: 51 61 176

olv\*Ma: 0.0 1.0 0.33



ORS18; adaptierte CIELAB-Daten

	$L^* = L^*_a$	$a^*_a$	$b^*_a$	$C^*_{ab,a}$	$h^*_{ab,a}$
O <sub>Ma</sub>	47.94	64.42	50.58	81.9	38
Y <sub>Ma</sub>	92.62	2.41	86.36	86.39	88
L <sub>Ma</sub>	50.9	-63.82	35.02	72.81	151
C <sub>Ma</sub>	51.25	-53.68	-57.69	78.82	227
V <sub>Ma</sub>	25.72	30.34	-44.37	53.76	304
M <sub>Ma</sub>	56.25	70.59	7.57	70.99	6
N <sub>Ma</sub>	18.11	0.0	0.0	0.0	0
W <sub>Ma</sub>	95.6	0.0	0.0	0.0	0
R <sub>CIE</sub>	47.79	60.85	41.08	73.41	34
J <sub>CIE</sub>	83.82	6.52	66.9	67.22	84
G <sub>CIE</sub>	49.0	-36.83	2.78	36.95	176
B <sub>CIE</sub>	25.14	-18.35	-56.22	59.15	252

CIELAB-Helligkeit  $L^*$

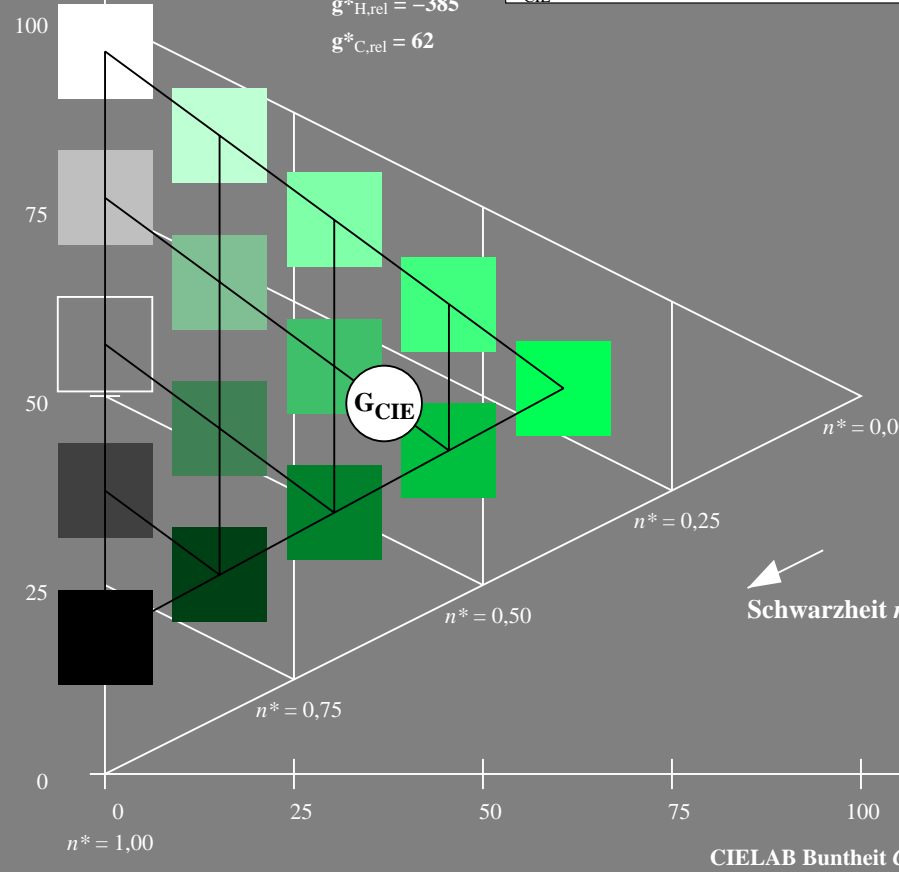
%Umfang

$u^*_{rel} = 96$

%Regularität

$g^*_{H,rel} = -385$

$g^*_{C,rel} = 62$



Ausgabe: Farbmetrisches Fernseh-Licht-System TLS00

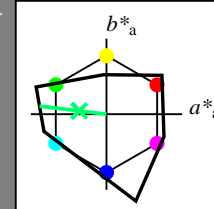
für Buntton  $h^* = lab^*h = 173/360 = 0.481$

LAB\*LCH, LAB\*NCH

A: Buntton G

LCH\*Ma: 78 89 173

olv\*Ma: 0.0 1.0 0.43



TLS00; adaptierte CIELAB-Daten

	$L^* = L^*_a$	$a^*_a$	$b^*_a$	$C^*_{ab,a}$	$h^*_{ab,a}$
O <sub>Ma</sub>	65.56	73.34	51.39	89.55	35
Y <sub>Ma</sub>	94.78	-3.49	52.24	52.36	94
L <sub>Ma</sub>	77.48	-92.97	36.0	99.71	159
C <sub>Ma</sub>	78.36	-82.69	-22.74	85.77	195
V <sub>Ma</sub>	12.55	38.81	-114.81	121.2	289
M <sub>Ma</sub>	66.71	76.08	-29.8	81.71	339
N <sub>Ma</sub>	0.01	0.0	0.0	0.0	0
W <sub>Ma</sub>	95.41	0.0	0.0	0.0	0
R <sub>CIE</sub>	47.79	61.74	42.56	74.99	35
J <sub>CIE</sub>	83.82	7.06	70.78	71.13	84
G <sub>CIE</sub>	49.0	-35.95	4.34	36.22	173
B <sub>CIE</sub>	25.14	-17.24	-56.24	58.84	253

CIELAB-Helligkeit  $L^*$

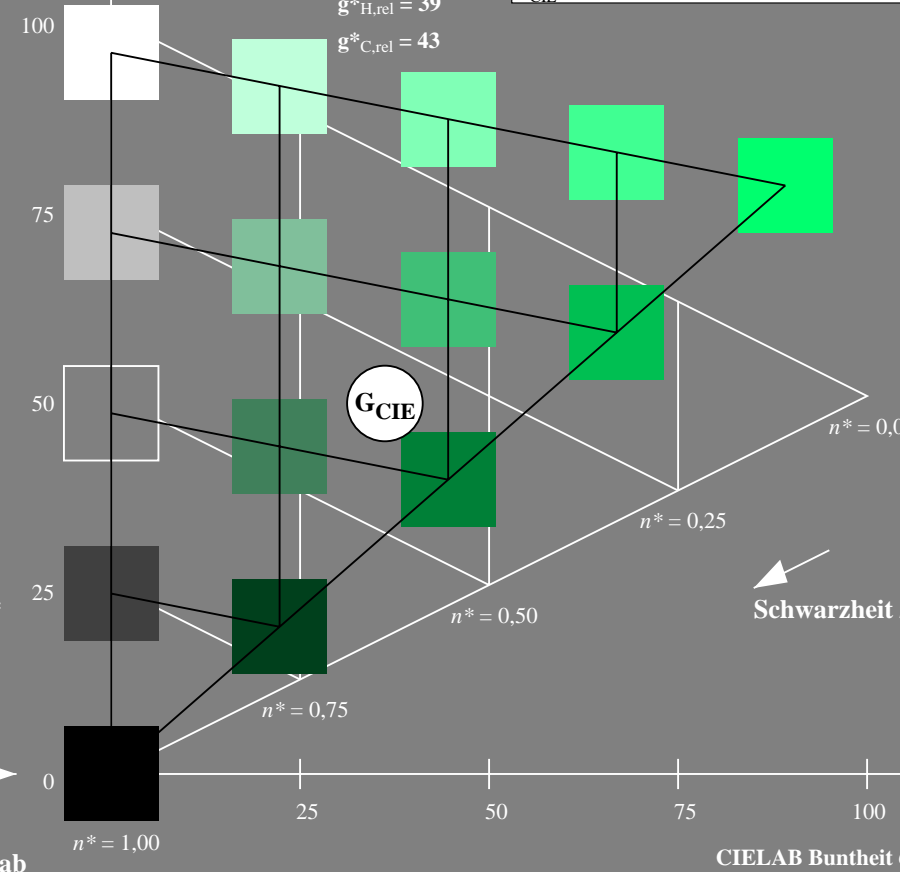
%Umfang

$u^*_{rel} = 141$

%Regularität

$g^*_{H,rel} = 39$

$g^*_{C,rel} = 43$



RG300-7, 5 stufige Reihen für konstanten CIELAB Buntton 176/360 = 0.488 (links)

5 stufige Reihen für konstanten CIELAB Buntton 173/360 = 0.481 (rechts)

BAM-Prüfvorlage RG30; Farbmetrik-Systeme ORS18 & TLS00 input: olv\* setrgbcolor

A: Koordinatensysteme; 5stufige Farbreihen für 10 Bunttöne

output: no change compared to input

Eingabe: Farbmimetrisches Offset-Reflektiv-System ORS18

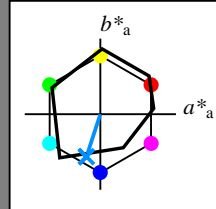
für Buntton  $h^* = lab^*h = 252/360 = 0.7$

LAB\*LCH, LAB\*NCH

A: Buntton B

LCH\*Ma: 40 55 252

olv\*Ma: 0.0 0.56 1.0



ORS18; adaptierte CIELAB-Daten

	$L^* = L^*_a$	$a^*_a$	$b^*_a$	$C^*_{ab,a}$	$h^*_{ab,a}$
O <sub>Ma</sub>	47.94	64.42	50.58	81.9	38
Y <sub>Ma</sub>	92.62	2.41	86.36	86.39	88
L <sub>Ma</sub>	50.9	-63.82	35.02	72.81	151
C <sub>Ma</sub>	51.25	-53.68	-57.69	78.82	227
V <sub>Ma</sub>	25.72	30.34	-44.37	53.76	304
M <sub>Ma</sub>	56.25	70.59	7.57	70.99	6
N <sub>Ma</sub>	18.11	0.0	0.0	0.0	0
W <sub>Ma</sub>	95.6	0.0	0.0	0.0	0
R <sub>CIE</sub>	47.79	60.85	41.08	73.41	34
J <sub>CIE</sub>	83.82	6.52	66.9	67.22	84
G <sub>CIE</sub>	49.0	-36.83	2.78	36.95	176
B <sub>CIE</sub>	25.14	-18.35	-56.22	59.15	252

CIELAB-Helligkeit  $L^*$

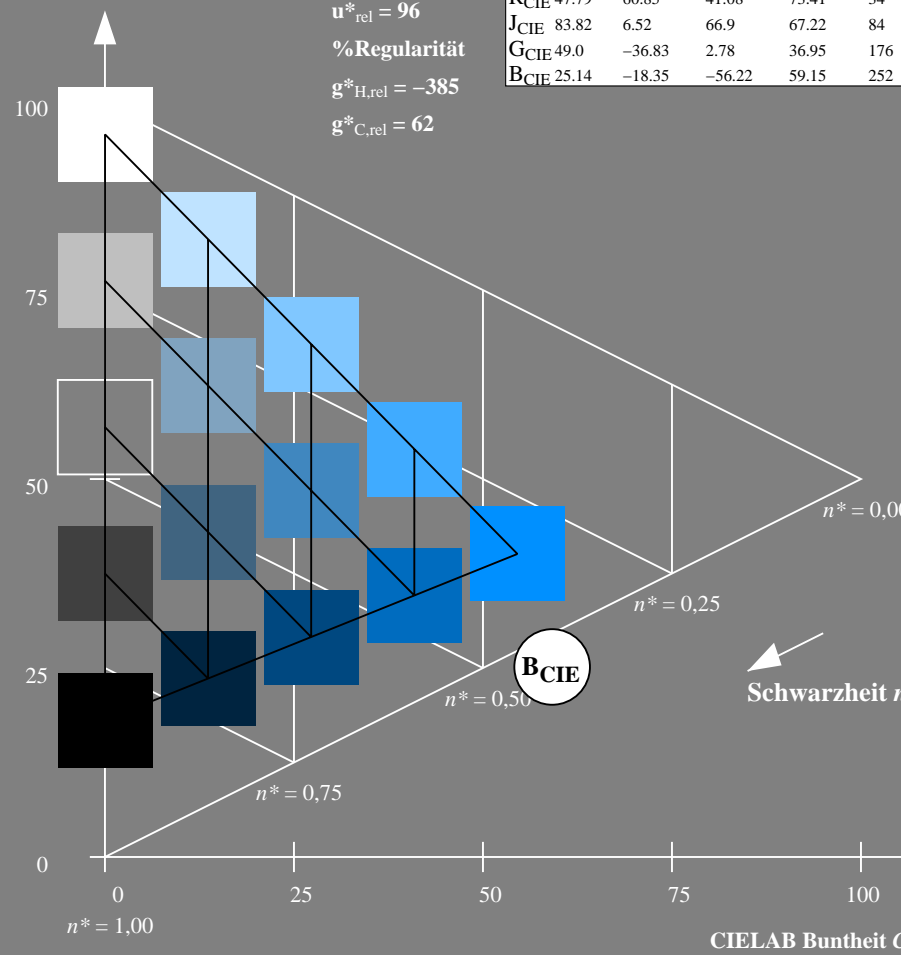
%Umfang

$u^*_{rel} = 96$

%Regularität

$g^*_{H,rel} = -385$

$g^*_{C,rel} = 62$



Ausgabe: Farbmimetrisches Fernseh-Licht-System TLS00

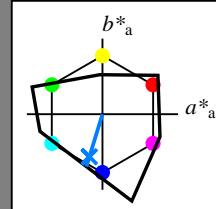
für Buntton  $h^* = lab^*h = 253/360 = 0.703$

LAB\*LCH, LAB\*NCH

A: Buntton B

LCH\*Ma: 45 72 253

olv\*Ma: 0.0 0.49 1.0



TLS00; adaptierte CIELAB-Daten

	$L^* = L^*_a$	$a^*_a$	$b^*_a$	$C^*_{ab,a}$	$h^*_{ab,a}$
O <sub>Ma</sub>	65.56	73.34	51.39	89.55	35
Y <sub>Ma</sub>	94.78	-3.49	52.24	52.36	94
L <sub>Ma</sub>	77.48	-92.97	36.0	99.71	159
C <sub>Ma</sub>	78.36	-82.69	-22.74	85.77	195
V <sub>Ma</sub>	12.55	38.81	-114.81	121.2	289
M <sub>Ma</sub>	66.71	76.08	-29.8	81.71	339
N <sub>Ma</sub>	0.01	0.0	0.0	0.0	0
W <sub>Ma</sub>	95.41	0.0	0.0	0.0	0
R <sub>CIE</sub>	47.79	61.74	42.56	74.99	35
J <sub>CIE</sub>	83.82	7.06	70.78	71.13	84
G <sub>CIE</sub>	49.0	-35.95	4.34	36.22	173
B <sub>CIE</sub>	25.14	-17.24	-56.24	58.84	253

CIELAB-Helligkeit  $L^*$

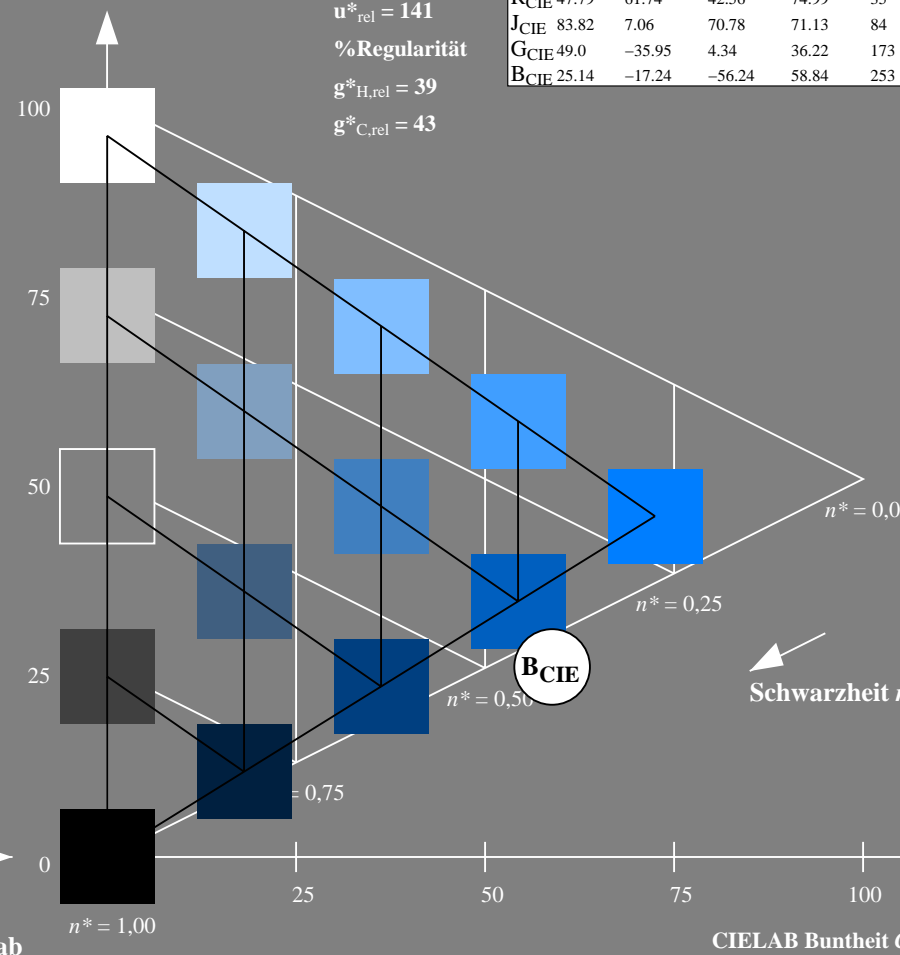
%Umfang

$u^*_{rel} = 141$

%Regularität

$g^*_{H,rel} = 39$

$g^*_{C,rel} = 43$



RG300-7, 5 stufige Reihen für konstanten CIELAB Buntton 252/360 = 0.7 (links)

5 stufige Reihen für konstanten CIELAB Buntton 253/360 = 0.703 (rechts)

BAM-Prüfvorlage RG30; Farbmimetrik-Systeme ORS18 & TLS00 input: olv\* setrgbcolor

A: Koordinatensysteme; 5stufige Farbreihen für 10 Bunttöne output: no change compared to input

Siehe ähnliche Dateien: <http://www.ps.bam.de/RG30/>  
 Technische Information: <http://www.ps.bam.de> Version 2.1, io=1,1

BAM-Registrierung: 20060101-RG30/10L/L30G09NP.PS/.PDF BAM-Material: Code=rh4ta  
 Anwendung für Beurteilung und Messung von Drucker- oder Monitorssystemen  
 /RG30/ Form: 10/10 Serie: 1/1, Seite: 10  
 Scherzhang 10