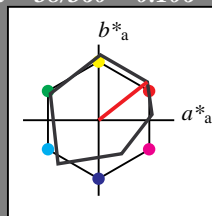


Eingabe: Farbmetrisches Offset-Reflektiv-System ORS18

für Buntton $h^* = lab^*h = 38/360 = 0.106$
 lab^*tch und lab^*nch

A: Buntton O
 LCH*Ma: 48 82 38
 olv*Ma: 1.0 0.0 0.0

Dreiecks-Helligkeit t^*



ORS18; adaptierte CIELAB-Daten

	$L^*=L^*_a$	a^*_a	b^*_a	$C^*_{ab,a}$	$h^*_{ab,a}$
OMa	47.94	64.42	50.58	81.9	38
YMa	92.62	2.41	86.36	86.39	88
LMa	50.9	-63.82	35.02	72.81	151
CMa	51.25	-53.68	-57.69	78.82	227
VMa	25.72	30.34	-44.37	53.76	304
MMa	56.25	70.59	7.57	70.99	6
NMa	18.11	0.0	0.0	0.0	0
WMa	95.6	0.0	0.0	0.0	0
RCIE	47.79	60.85	41.08	73.41	34
JCIE	83.82	6.52	66.9	67.22	84
GCIE	49.0	-36.83	2.78	36.95	176
BCIE	25.14	-18.35	-56.22	59.15	252

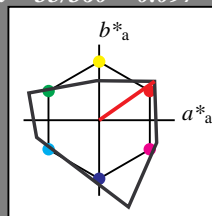
%Umfang
 $u^*_{rel} = 96$
 %Regularität
 $g^*_{H,rel} = -385$
 $g^*_{C,rel} = 62$

Ausgabe: Farbmetrisches Fernseh-Licht-System TLS00

für Buntton $h^* = lab^*h = 35/360 = 0.097$
 lab^*tch und lab^*nch

A: Buntton O
 LCH*Ma: 66 90 35
 olv*Ma: 1.0 0.0 0.0

Dreiecks-Helligkeit t^*



TLS00; adaptierte CIELAB-Daten

	$L^*=L^*_a$	a^*_a	b^*_a	$C^*_{ab,a}$	$h^*_{ab,a}$
OMa	65.56	73.34	51.39	89.55	35
YMa	94.78	-3.49	52.24	52.36	94
LMa	77.48	-92.97	36.0	99.71	159
CMa	78.36	-82.69	-22.74	85.77	195
VMa	12.55	38.81	-114.81	121.2	289
MMa	66.71	76.08	-29.8	81.71	339
NMa	0.01	0.0	0.0	0.0	0
WMa	95.41	0.0	0.0	0.0	0
RCIE	47.79	61.74	42.56	74.99	35
JCIE	83.82	7.06	70.78	71.13	84
GCIE	49.0	-35.95	4.34	36.22	173
BCIE	25.14	-17.24	-56.24	58.84	253

%Umfang
 $u^*_{rel} = 141$
 %Regularität
 $g^*_{H,rel} = 39$
 $g^*_{C,rel} = 43$

relative Inform. Technology (IT)

olvi3*	1.0	1.0	1.0	(1.0)
cmyn3*	0.0	0.0	0.0	(0.0)
olvi4*	1.0	1.0	1.0	1.0
cmyn4*	0.0	0.0	0.0	0.0

standard and adapted CIELAB

LAB*LAB	95.41	0.0	0.0
LAB*LABa	95.41	0.0	0.0
LAB*TCHa	99.99	0.01	-

relative CIELAB lab*

lab*lab	1.0	0.0	0.0
lab*tch	1.0	0.0	-
lab*nch	0.0	0.0	-

relative Natural Colour (NC)

lab*lrj	1.0	0.0	0.0
lab*tce	1.0	0.0	-
lab*nce	0.0	0.0	-

relative Inform. Technology (IT)

olvi3*	1.0	0.5	0.5	(1.0)
cmyn3*	0.0	0.5	0.5	(0.0)
olvi4*	1.0	0.5	0.5	1.0
cmyn4*	0.0	0.5	0.5	0.0

standard and adapted CIELAB

LAB*LAB	80.48	36.66	25.69
LAB*LABa	80.48	36.66	25.69
LAB*TCHa	75.0	44.77	35.02

relative CIELAB lab*

lab*lab	0.843	0.409	0.287
lab*tch	0.75	0.5	0.097
lab*nch	0.0	0.5	0.097

relative Natural Colour (NC)

lab*lrj	0.843	0.5	0.007
lab*tce	0.75	0.5	0.002
lab*nce	0.0	0.5	r00j

relative Inform. Technology (IT)

olvi3*	0.5	0.5	0.5	(1.0)
cmyn3*	0.5	0.5	0.5	(0.0)
olvi4*	1.0	1.0	1.0	0.5
cmyn4*	0.0	0.0	0.0	0.5

standard and adapted CIELAB

LAB*LAB	47.72	0.0	0.0
LAB*LABa	47.72	0.0	0.0
LAB*TCHa	50.0	0.01	-

relative CIELAB lab*

lab*lab	0.5	0.0	0.0
lab*tch	0.5	0.0	-
lab*nch	0.5	0.0	-

relative Natural Colour (NC)

lab*lrj	0.5	0.0	0.0
lab*tce	0.5	0.0	-
lab*nce	0.5	0.0	-

relative Inform. Technology (IT)

olvi3*	0.5	0.0	0.0	(1.0)
cmyn3*	0.5	1.0	1.0	(0.0)
olvi4*	1.0	0.5	0.5	0.5
cmyn4*	0.0	0.5	0.5	0.5

standard and adapted CIELAB

LAB*LAB	32.79	36.66	25.69
LAB*LABa	32.79	36.66	25.69
LAB*TCHa	25.01	44.77	35.02

relative CIELAB lab*

lab*lab	0.344	0.409	0.287
lab*tch	0.25	0.5	0.097
lab*nch	0.5	0.5	0.097

relative Natural Colour (NC)

lab*lrj	0.344	0.5	0.007
lab*tce	0.25	0.5	0.002
lab*nce	0.5	0.5	r00j

relative Inform. Technology (IT)

olvi3*	1.0	0.0	0.0	(1.0)
cmyn3*	0.0	1.0	1.0	(0.0)
olvi4*	1.0	0.0	0.0	1.0
cmyn4*	0.0	1.0	1.0	0.0

standard and adapted CIELAB

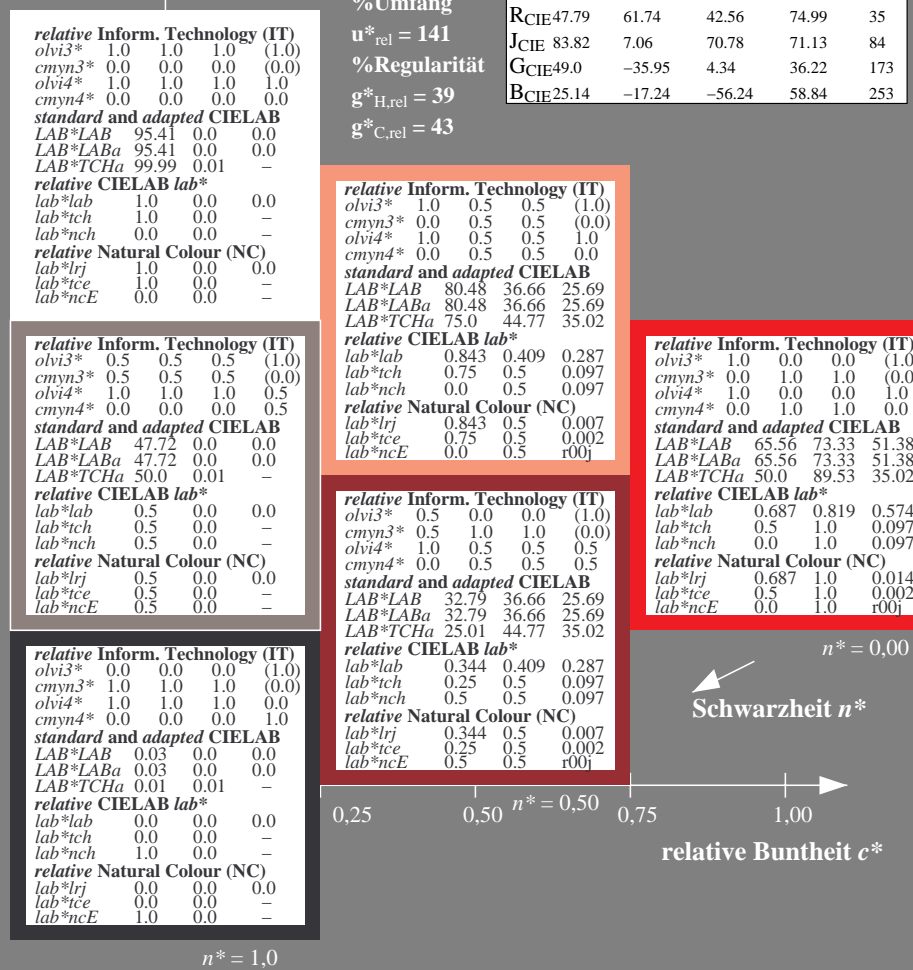
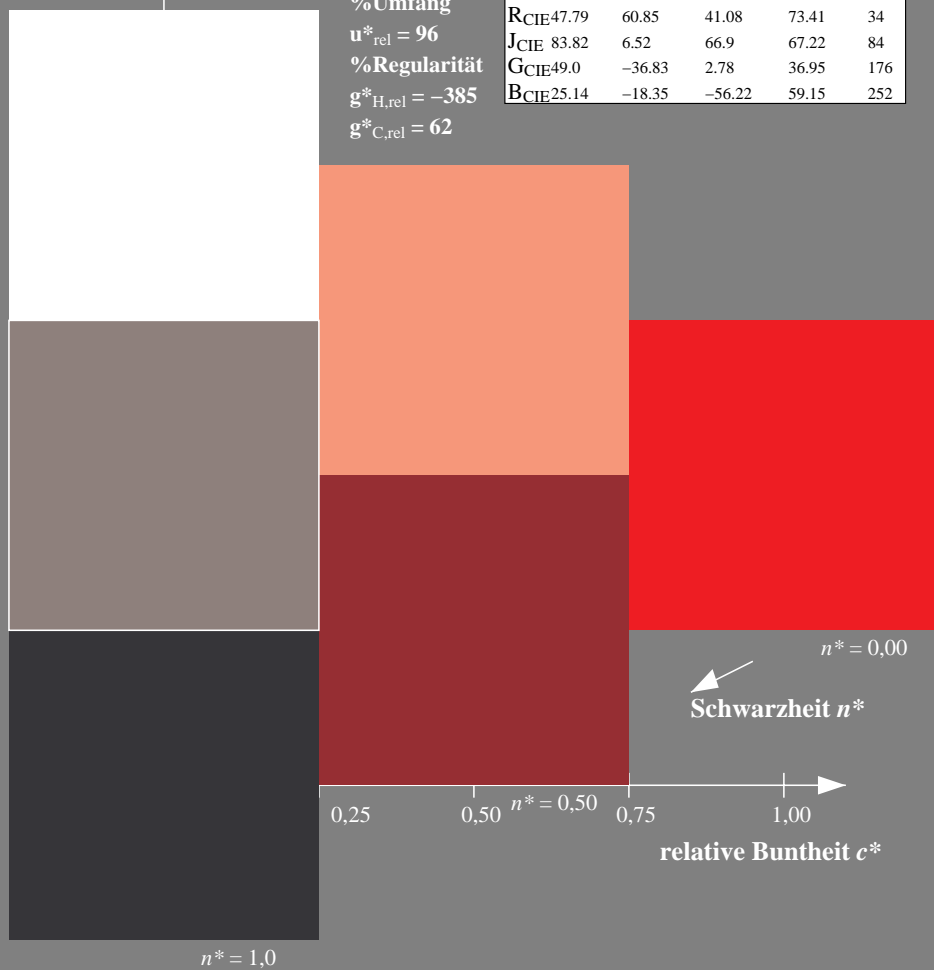
LAB*LAB	65.56	73.33	51.38
LAB*LABa	65.56	73.33	51.38
LAB*TCHa	50.0	89.53	35.02

relative CIELAB lab*

lab*lab	0.687	0.819	0.574
lab*tch	0.5	1.0	0.097
lab*nch	0.0	1.0	0.097

relative Natural Colour (NC)

lab*lrj	0.687	1.0	0.014
lab*tce	0.5	1.0	0.002
lab*nce	0.0	1.0	r00j



SG000-7, 3 stufige Reihen für konstanten CIELAB Buntton 38/360 = 0.106 (links)

3 stufige Reihen für konstanten CIELAB Buntton 35/360 = 0.097 (rechts)

BAM-Prüfvorlage SG00; Farbmetrik-Systeme ORS18 & TLS00 input: *cmly0* setcmykcolor*

A: 3stufige Farbreihen und Koordinatendaten für 10 Bunttöne output: *no change compared to input*

Siehe ähnliche Dateien: <http://www.ps.bam.de/SG00/>
 Technische Information: <http://www.ps.bam.de> Version 2.1, io=0,0

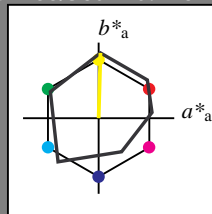
BAM-Registrierung: 20060101-SG00/10L/L00G00NP.PS/.PDF BAM-Material: Code=rh4ta
 Anwendung für Beurteilung und Messung von Drucker- oder Monitorssystemen
 /SG00 Form: 1/10, Serie: 1/1, Seite: 1
 Seitenhang 1

Eingabe: Farbmetrisches Offset-Reflektiv-System ORS18

für Buntton $h^* = lab^*h = 88/360 = 0.246$
 lab^*tch und lab^*nch

A: Buntton Y
 LCH*Ma: 93 86 88
 olv*Ma: 1.0 1.0 0.0

Dreiecks-Helligkeit t^*



ORS18; adaptierte CIELAB-Daten

	$L^*=L^*_a$	a^*_a	b^*_a	$C^*_{ab,a}$	$h^*_{ab,a}$
OMa	47.94	64.42	50.58	81.9	38
YMa	92.62	2.41	86.36	86.39	88
LMa	50.9	-63.82	35.02	72.81	151
CMa	51.25	-53.68	-57.69	78.82	227
VMa	25.72	30.34	-44.37	53.76	304
MMa	56.25	70.59	7.57	70.99	6
NMa	18.11	0.0	0.0	0.0	0
WMa	95.6	0.0	0.0	0.0	0
RCIE	47.79	60.85	41.08	73.41	34
JCIE	83.82	6.52	66.9	67.22	84
GCIE	49.0	-36.83	2.78	36.95	176
BCIE	25.14	-18.35	-56.22	59.15	252

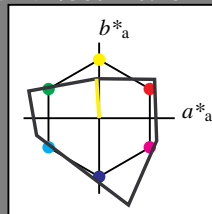
%Umfang
 $u^*_{rel} = 96$
 %Regularität
 $g^*_{H,rel} = -385$
 $g^*_{C,rel} = 62$

Ausgabe: Farbmetrisches Fernseh-Licht-System TLS00

für Buntton $h^* = lab^*h = 94/360 = 0.261$
 lab^*tch und lab^*nch

A: Buntton Y
 LCH*Ma: 95 52 94
 olv*Ma: 1.0 1.0 0.0

Dreiecks-Helligkeit t^*



TLS00; adaptierte CIELAB-Daten

	$L^*=L^*_a$	a^*_a	b^*_a	$C^*_{ab,a}$	$h^*_{ab,a}$
OMa	65.56	73.34	51.39	89.55	35
YMa	94.78	-3.49	52.24	52.36	94
LMa	77.48	-92.97	36.0	99.71	159
CMa	78.36	-82.69	-22.74	85.77	195
VMa	12.55	38.81	-114.81	121.2	289
MMa	66.71	76.08	-29.8	81.71	339
NMa	0.01	0.0	0.0	0.0	0
WMa	95.41	0.0	0.0	0.0	0
RCIE	47.79	61.74	42.56	74.99	35
JCIE	83.82	7.06	70.78	71.13	84
GCIE	49.0	-35.95	4.34	36.22	173
BCIE	25.14	-17.24	-56.24	58.84	253

%Umfang
 $u^*_{rel} = 141$
 %Regularität
 $g^*_{H,rel} = 39$
 $g^*_{C,rel} = 43$

relative Inform. Technology (IT)

olvi3*	1.0	1.0	1.0	(1.0)
cmyn3*	0.0	0.0	0.0	(0.0)
olvi4*	1.0	1.0	1.0	1.0
cmyn4*	0.0	0.0	0.0	0.0

standard and adapted CIELAB

LAB*LAB	95.41	0.0	0.0
LAB*LABa	95.41	0.0	0.0
LAB*TCHa	99.99	0.01	-

relative CIELAB lab*

lab*lab	1.0	0.0	0.0
lab*tch	1.0	0.0	-
lab*nch	0.0	0.0	-

relative Natural Colour (NC)

lab*lrj	1.0	0.0	0.0
lab*tce	1.0	0.0	-
lab*nce	0.0	0.0	-

relative Inform. Technology (IT)

olvi3*	1.0	1.0	0.5	(1.0)
cmyn3*	0.0	0.0	0.5	(0.0)
olvi4*	1.0	1.0	0.5	1.0
cmyn4*	0.0	0.0	0.5	0.0

standard and adapted CIELAB

LAB*LAB	95.09	-1.74	26.11
LAB*LABa	95.09	-1.74	26.11
LAB*TCHa	75.0	26.17	93.83

relative CIELAB lab*

lab*lab	0.997	-0.032	0.499
lab*tch	0.75	0.5	0.261
lab*nch	0.0	0.5	0.261

relative Natural Colour (NC)

lab*lrj	0.997	-0.083	0.493
lab*tce	0.75	0.5	0.277
lab*nce	0.0	0.5	j10g

relative Inform. Technology (IT)

olvi3*	0.5	0.5	0.5	(1.0)
cmyn3*	0.5	0.5	0.5	(0.0)
olvi4*	1.0	1.0	1.0	0.5
cmyn4*	0.0	0.0	0.0	0.5

standard and adapted CIELAB

LAB*LAB	47.72	0.0	0.0
LAB*LABa	47.72	0.0	0.0
LAB*TCHa	50.0	0.01	-

relative CIELAB lab*

lab*lab	0.5	0.0	0.0
lab*tch	0.5	0.0	-
lab*nch	0.5	0.0	-

relative Natural Colour (NC)

lab*lrj	0.5	0.0	0.0
lab*tce	0.5	0.0	-
lab*nce	0.5	0.0	-

relative Inform. Technology (IT)

olvi3*	0.5	0.5	0.0	(1.0)
cmyn3*	0.5	0.5	1.0	(0.0)
olvi4*	1.0	1.0	0.5	0.5
cmyn4*	0.0	0.0	0.5	0.5

standard and adapted CIELAB

LAB*LAB	47.4	-1.74	26.11
LAB*LABa	47.4	-1.74	26.11
LAB*TCHa	25.01	26.17	93.83

relative CIELAB lab*

lab*lab	0.497	-0.032	0.499
lab*tch	0.25	0.5	0.261
lab*nch	0.5	0.5	0.261

relative Natural Colour (NC)

lab*lrj	0.497	-0.083	0.493
lab*tce	0.25	0.5	0.277
lab*nce	0.5	0.5	j10g

relative Inform. Technology (IT)

olvi3*	1.0	1.0	0.0	(1.0)
cmyn3*	0.0	0.0	1.0	(0.0)
olvi4*	1.0	1.0	0.0	1.0
cmyn4*	0.0	0.0	1.0	0.0

standard and adapted CIELAB

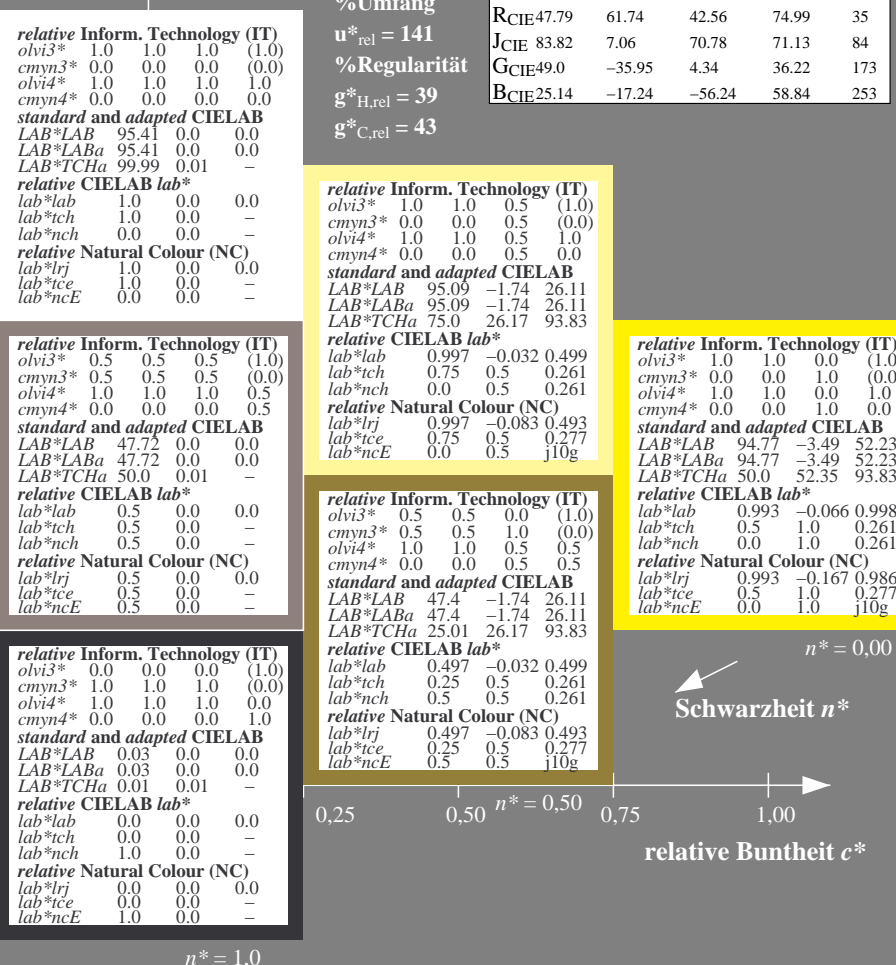

LAB*LAB	94.77	-3.49	52.23
LAB*LABa	94.77	-3.49	52.23
LAB*TCHa	50.0	52.35	93.83

relative CIELAB lab*

lab*lab	0.993	-0.066	0.998
lab*tch	0.5	1.0	0.261
lab*nch	0.0	1.0	0.261

relative Natural Colour (NC)

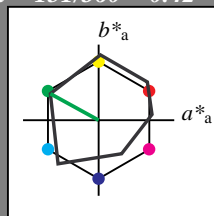
lab*lrj	0.993	-0.167	0.986
lab*tce	0.5	1.0	0.277
lab*nce	0.0	1.0	j10g



Eingabe: Farbmétrisches Offset-Reflektiv-System ORS18

für Buntton $h^* = lab^*h = 151/360 = 0.42$
 lab^*tch und lab^*nch

A: Buntton L
 LCH*Ma: 51 73 151
 olv*Ma: 0.0 1.0 0.0
 Dreiecks-Helligkeit t^*



ORS18; adaptierte CIELAB-Daten

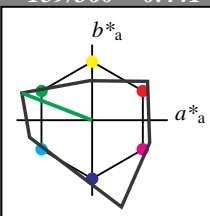
	$L^*=L^*_a$	a^*_a	b^*_a	$C^*_{ab,a}$	$h^*_{ab,a}$
OMa	47.94	64.42	50.58	81.9	38
YMa	92.62	2.41	86.36	86.39	88
LMa	50.9	-63.82	35.02	72.81	151
CMa	51.25	-53.68	-57.69	78.82	227
VMa	25.72	30.34	-44.37	53.76	304
MMa	56.25	70.59	7.57	70.99	6
NMa	18.11	0.0	0.0	0.0	0
WMa	95.6	0.0	0.0	0.0	0
RCIE	47.79	60.85	41.08	73.41	34
JCIE	83.82	6.52	66.9	67.22	84
GCIE	49.0	-36.83	2.78	36.95	176
BCIE	25.14	-18.35	-56.22	59.15	252

%Umfang
 $u^*_{rel} = 96$
 %Regularität
 $g^*_{H,rel} = -385$
 $g^*_{C,rel} = 62$

Ausgabe: Farbmétrisches Fernseh-Licht-System TLS00

für Buntton $h^* = lab^*h = 159/360 = 0.441$
 lab^*tch und lab^*nch

A: Buntton L
 LCH*Ma: 77 100 159
 olv*Ma: 0.0 1.0 0.0
 Dreiecks-Helligkeit t^*



TLS00; adaptierte CIELAB-Daten

	$L^*=L^*_a$	a^*_a	b^*_a	$C^*_{ab,a}$	$h^*_{ab,a}$
OMa	65.56	73.34	51.39	89.55	35
YMa	94.78	-3.49	52.24	52.36	94
LMa	77.48	-92.97	36.0	99.71	159
CMa	78.36	-82.69	-22.74	85.77	195
VMa	12.55	38.81	-114.81	121.2	289
MMa	66.71	76.08	-29.8	81.71	339
NMa	0.01	0.0	0.0	0.0	0
WMa	95.41	0.0	0.0	0.0	0
RCIE	47.79	61.74	42.56	74.99	35
JCIE	83.82	7.06	70.78	71.13	84
GCIE	49.0	-35.95	4.34	36.22	173
BCIE	25.14	-17.24	-56.24	58.84	253

%Umfang
 $u^*_{rel} = 141$
 %Regularität
 $g^*_{H,rel} = 39$
 $g^*_{C,rel} = 43$

relative Inform. Technology (IT)

olvi3*	1.0	1.0	1.0	(1.0)
cmyn3*	0.0	0.0	0.0	(0.0)
olvi4*	1.0	1.0	1.0	1.0
cmyn4*	0.0	0.0	0.0	0.0

standard and adapted CIELAB

LAB*LAB	95.41	0.0	0.0
LAB*LABa	95.41	0.0	0.0
LAB*TCHa	99.99	0.01	-

relative CIELAB lab*

lab*lab	1.0	0.0	0.0
lab*tch	1.0	0.0	-
lab*nch	0.0	0.0	-

relative Natural Colour (NC)

lab*lrj	1.0	0.0	0.0
lab*tce	1.0	0.0	-
lab*nce	0.0	0.0	-

relative Inform. Technology (IT)

olvi3*	0.5	1.0	0.5	(1.0)
cmyn3*	0.5	0.0	0.5	(0.0)
olvi4*	0.5	1.0	0.5	1.0
cmyn4*	0.5	0.0	0.5	0.0

standard and adapted CIELAB

LAB*LAB	86.44	-46.47	18.0
LAB*LABa	86.44	-46.47	18.0
LAB*TCHa	75.0	49.84	158.83

relative CIELAB lab*

lab*lab	0.906	-0.465	0.18
lab*tch	0.75	0.5	0.441
lab*nch	0.0	0.5	0.441

relative Natural Colour (NC)

lab*lrj	0.906	-0.483	0.125
lab*tce	0.75	0.5	0.46
lab*nce	0.0	0.5	0.83g

relative Inform. Technology (IT)

olvi3*	0.5	0.5	0.5	(1.0)
cmyn3*	0.5	0.5	0.5	(0.0)
olvi4*	1.0	1.0	1.0	0.5
cmyn4*	0.0	0.0	0.0	0.5

standard and adapted CIELAB

LAB*LAB	47.72	0.0	0.0
LAB*LABa	47.72	0.0	0.0
LAB*TCHa	50.0	0.01	-

relative CIELAB lab*

lab*lab	0.5	0.0	0.0
lab*tch	0.5	0.0	-
lab*nch	0.5	0.0	-

relative Natural Colour (NC)

lab*lrj	0.5	0.0	0.0
lab*tce	0.5	0.0	-
lab*nce	0.5	0.0	-

relative Inform. Technology (IT)

olvi3*	0.0	0.5	0.0	(1.0)
cmyn3*	1.0	0.5	1.0	(0.0)
olvi4*	0.5	1.0	0.5	0.5
cmyn4*	0.5	0.0	0.5	0.5

standard and adapted CIELAB

LAB*LAB	38.75	-46.47	18.0
LAB*LABa	38.75	-46.47	18.0
LAB*TCHa	25.01	49.84	158.83

relative CIELAB lab*

lab*lab	0.406	-0.465	0.18
lab*tch	0.25	0.5	0.441
lab*nch	0.5	0.5	0.441

relative Natural Colour (NC)

lab*lrj	0.406	-0.483	0.125
lab*tce	0.25	0.5	0.46
lab*nce	0.5	0.5	0.83g

relative Inform. Technology (IT)

olvi3*	0.0	0.0	0.0	(1.0)
cmyn3*	1.0	1.0	1.0	(0.0)
olvi4*	1.0	1.0	1.0	0.0
cmyn4*	0.0	0.0	0.0	1.0

standard and adapted CIELAB

LAB*LAB	0.03	0.0	0.0
LAB*LABa	0.03	0.0	0.0
LAB*TCHa	0.01	0.01	-

relative CIELAB lab*

lab*lab	0.0	0.0	0.0
lab*tch	0.0	0.0	-
lab*nch	1.0	0.0	-

relative Natural Colour (NC)

lab*lrj	0.0	0.0	0.0
lab*tce	0.0	0.0	-
lab*nce	1.0	0.0	-

relative Inform. Technology (IT)

olvi3*	0.0	1.0	0.0	(1.0)
cmyn3*	1.0	0.0	1.0	(0.0)
olvi4*	0.0	1.0	0.0	1.0
cmyn4*	1.0	0.0	1.0	0.0

standard and adapted CIELAB

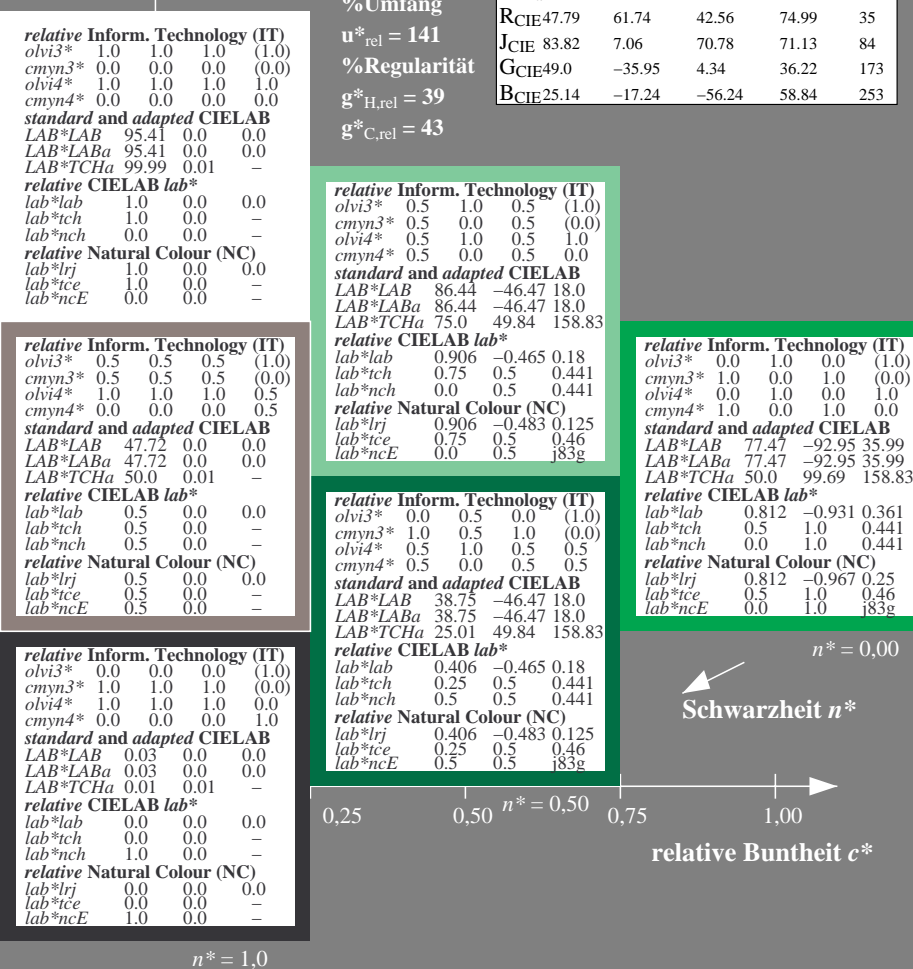
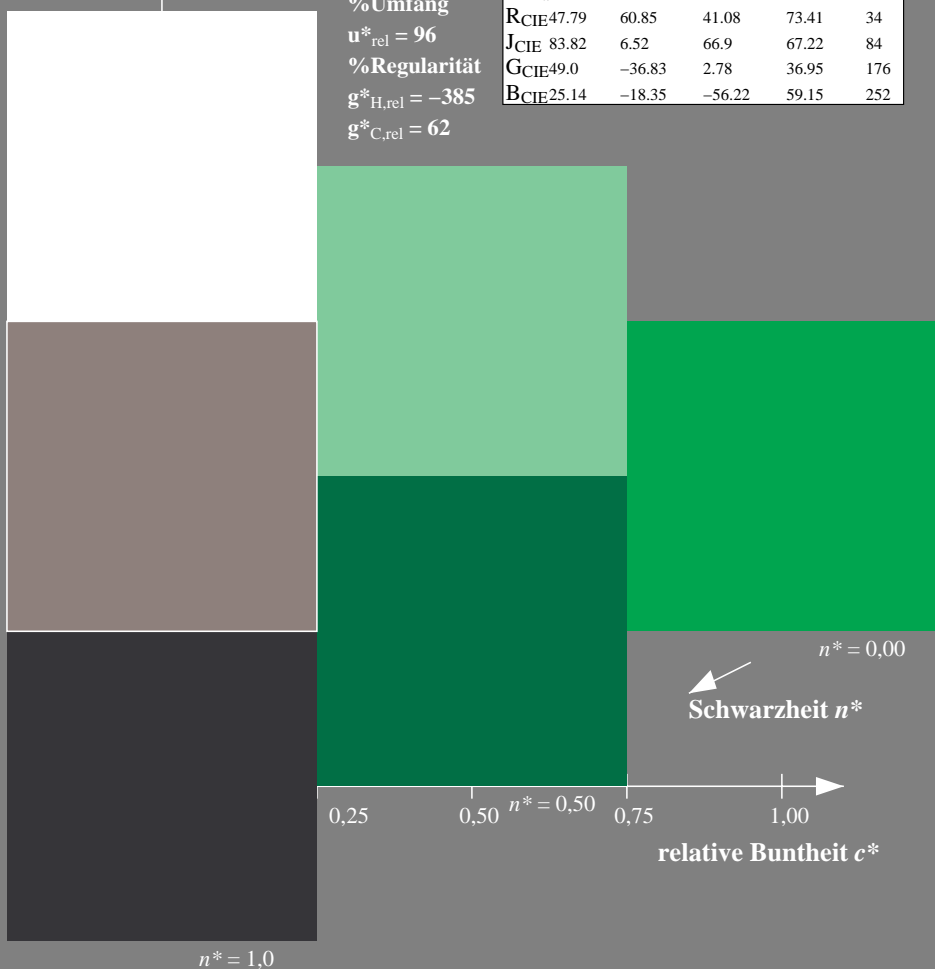
LAB*LAB	77.47	-92.95	35.99
LAB*LABa	77.47	-92.95	35.99
LAB*TCHa	50.0	99.69	158.83

relative CIELAB lab*

lab*lab	0.812	-0.931	0.361
lab*tch	0.5	1.0	0.441
lab*nch	0.0	1.0	0.441

relative Natural Colour (NC)

lab*lrj	0.812	-0.967	0.25
lab*tce	0.5	1.0	0.46
lab*nce	0.0	1.0	0.83g



SG000-7, 3 stufige Reihen für konstanten CIELAB Buntton 151/360 = 0.42 (links)

3 stufige Reihen für konstanten CIELAB Buntton 159/360 = 0.441 (rechts)

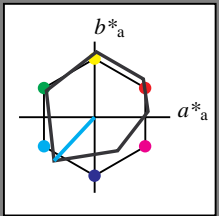
BAM-Prüfvorlage SG00; Farbmétrik-Systeme ORS18 & TLS00 input: *cmly0* setcmykcolor*

A: 3stufige Farbreihen und Koordinatendaten für 10 Bunttöne output: *no change compared to input*

Eingabe: Farbmétrisches Offset-Reflektiv-System ORS18

für Buntton $h^* = lab^*h = 227/360 = 0.631$
 lab^*tch und lab^*nch

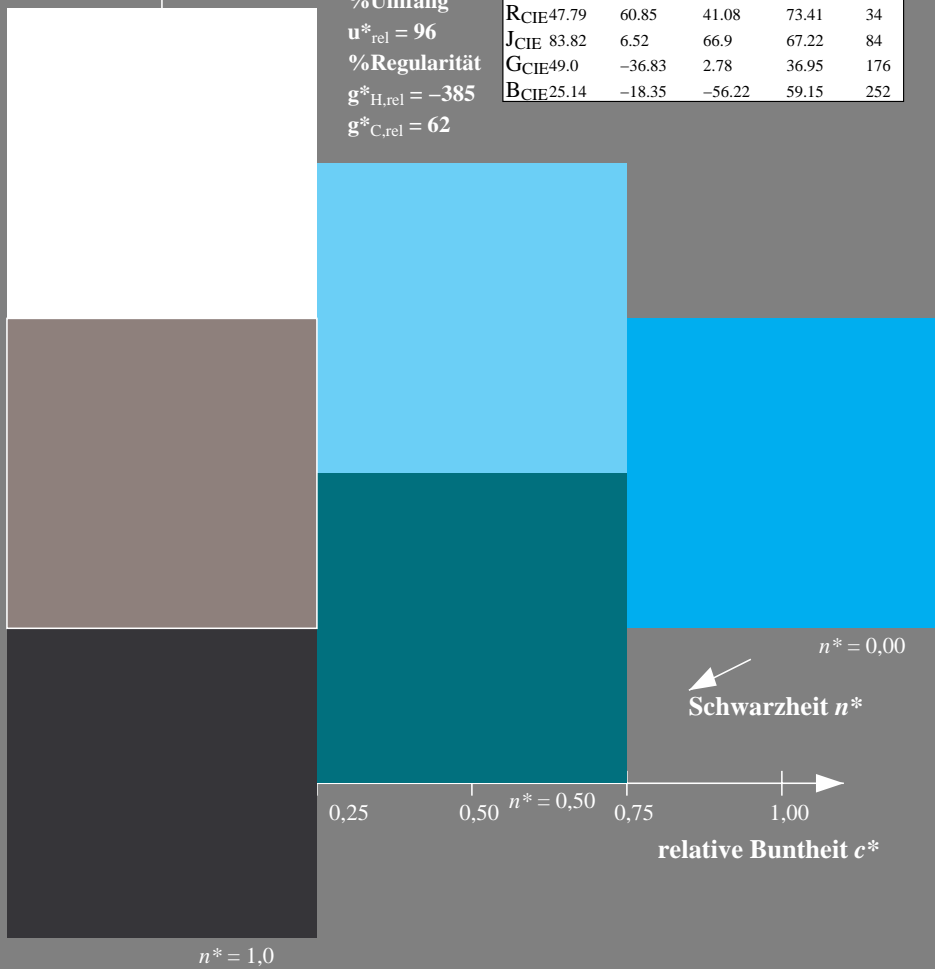
A: Buntton C
 LCH*Ma: 51 79 227
 olv*Ma: 0.0 1.0 1.0
 Dreiecks-Helligkeit t^*



ORS18; adaptierte CIELAB-Daten

	$L^*=L^*_a$	a^*_a	b^*_a	$C^*_{ab,a}$	$h^*_{ab,a}$
OMa	47.94	64.42	50.58	81.9	38
YMa	92.62	2.41	86.36	86.39	88
LMa	50.9	-63.82	35.02	72.81	151
CMa	51.25	-53.68	-57.69	78.82	227
VMa	25.72	30.34	-44.37	53.76	304
MMa	56.25	70.59	7.57	70.99	6
NMa	18.11	0.0	0.0	0.0	0
WMa	95.6	0.0	0.0	0.0	0
RCIE	47.79	60.85	41.08	73.41	34
JCIE	83.82	6.52	66.9	67.22	84
GCIE	49.0	-36.83	2.78	36.95	176
BCIE	25.14	-18.35	-56.22	59.15	252

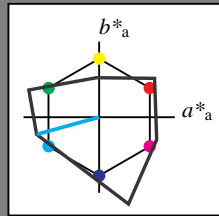
%Umfang
 $u^*_{rel} = 96$
 %Regularität
 $g^*_{H,rel} = -385$
 $g^*_{C,rel} = 62$



Ausgabe: Farbmétrisches Fernseh-Licht-System TLS00

für Buntton $h^* = lab^*h = 195/360 = 0.543$
 lab^*tch und lab^*nch

A: Buntton C
 LCH*Ma: 78 86 195
 olv*Ma: 0.0 1.0 1.0
 Dreiecks-Helligkeit t^*



TLS00; adaptierte CIELAB-Daten

	$L^*=L^*_a$	a^*_a	b^*_a	$C^*_{ab,a}$	$h^*_{ab,a}$
OMa	65.56	73.34	51.39	89.55	35
YMa	94.78	-3.49	52.24	52.36	94
LMa	77.48	-92.97	36.0	99.71	159
CMa	78.36	-82.69	-22.74	85.77	195
VMa	12.55	38.81	-114.81	121.2	289
MMa	66.71	76.08	-29.8	81.71	339
NMa	0.01	0.0	0.0	0.0	0
WMa	95.41	0.0	0.0	0.0	0
RCIE	47.79	61.74	42.56	74.99	35
JCIE	83.82	7.06	70.78	71.13	84
GCIE	49.0	-35.95	4.34	36.22	173
BCIE	25.14	-17.24	-56.24	58.84	253

%Umfang
 $u^*_{rel} = 141$
 %Regularität
 $g^*_{H,rel} = 39$
 $g^*_{C,rel} = 43$

relative Inform. Technology (IT)
 $olvi3^* 1.0 1.0 1.0 (1.0)$
 $cmyn3^* 0.0 0.0 0.0 (0.0)$
 $olvi4^* 1.0 1.0 1.0 1.0$
 $cmyn4^* 0.0 0.0 0.0 0.0$

standard and adapted CIELAB
 $LAB^*LAB 95.41 0.0 0.0$
 $LAB^*LABa 95.41 0.0 0.0$
 $LAB^*TCHa 99.99 0.01 -$

relative Inform. Technology (IT)
 $olvi3^* 0.5 1.0 1.0 (1.0)$
 $cmyn3^* 0.5 0.0 0.0 (0.0)$
 $olvi4^* 0.5 1.0 1.0 1.0$
 $cmyn4^* 0.5 0.0 0.0 0.0$

standard and adapted CIELAB
 $LAB^*LAB 86.88 -41.33 -11.36$
 $LAB^*LABa 86.88 -41.33 -11.36$
 $LAB^*TCHa 75.0 42.88 195.38$

relative Inform. Technology (IT)
 $olvi3^* 0.0 0.5 0.5 (1.0)$
 $cmyn3^* 1.0 0.5 0.5 (0.0)$
 $olvi4^* 1.0 1.0 1.0 0.5$
 $cmyn4^* 0.0 0.0 0.0 0.5$

standard and adapted CIELAB
 $LAB^*LAB 47.72 0.0 0.0$
 $LAB^*LABa 47.72 0.0 0.0$
 $LAB^*TCHa 50.0 0.01 -$

relative Inform. Technology (IT)
 $olvi3^* 0.5 1.0 1.0 (1.0)$
 $cmyn3^* 0.5 0.0 0.0 (0.0)$
 $olvi4^* 0.5 1.0 1.0 1.0$
 $cmyn4^* 0.5 0.0 0.0 0.0$

standard and adapted CIELAB
 $LAB^*LAB 86.88 -41.33 -11.36$
 $LAB^*LABa 86.88 -41.33 -11.36$
 $LAB^*TCHa 75.0 42.88 195.38$

relative Inform. Technology (IT)
 $olvi3^* 0.0 0.5 0.5 (1.0)$
 $cmyn3^* 1.0 0.5 0.5 (0.0)$
 $olvi4^* 0.5 1.0 1.0 0.5$
 $cmyn4^* 0.5 0.0 0.0 0.5$

standard and adapted CIELAB
 $LAB^*LAB 39.19 -41.33 -11.36$
 $LAB^*LABa 39.19 -41.33 -11.36$
 $LAB^*TCHa 25.01 42.88 195.38$

relative Inform. Technology (IT)
 $olvi3^* 0.0 1.0 1.0 (1.0)$
 $cmyn3^* 1.0 0.0 0.0 (0.0)$
 $olvi4^* 0.0 1.0 1.0 1.0$
 $cmyn4^* 1.0 0.0 0.0 0.0$

standard and adapted CIELAB
 $LAB^*LAB 78.35 -82.67 -22.74$
 $LAB^*LABa 78.35 -82.67 -22.74$
 $LAB^*TCHa 50.0 85.75 195.38$

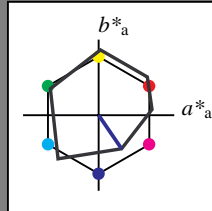
relative Inform. Technology (IT)
 $olvi3^* 0.0 1.0 1.0 (1.0)$
 $cmyn3^* 1.0 0.0 0.0 (0.0)$
 $olvi4^* 0.0 1.0 1.0 1.0$
 $cmyn4^* 1.0 0.0 0.0 0.0$

standard and adapted CIELAB
 $LAB^*LAB 82.1 -0.963 -0.264$
 $LAB^*LABa 0.5 1.0 0.543$
 $LAB^*TCHa 0.0 1.0 0.543$

Eingabe: Farbmetrisches Offset-Reflektiv-System ORS18

für Buntton $h^* = lab^*h = 304/360 = 0.845$
 lab^*tch und lab^*nch

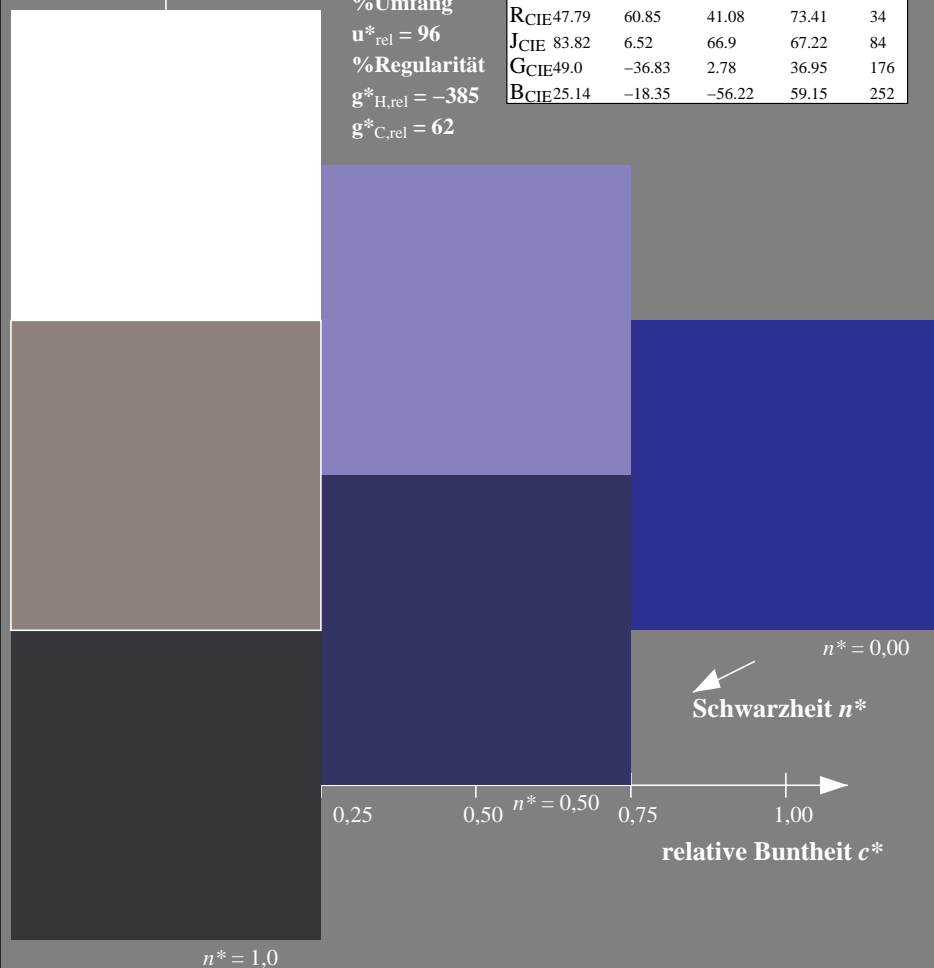
A: Buntton V
 LCH*Ma: 26 54 304
 olv*Ma: 0.0 0.0 1.0
 Dreiecks-Helligkeit t^*



ORS18; adaptierte CIELAB-Daten

	$L^*=L^*_a$	a^*_a	b^*_a	$C^*_{ab,a}$	$h^*_{ab,a}$
OMa	47.94	64.42	50.58	81.9	38
YMa	92.62	2.41	86.36	86.39	88
LMa	50.9	-63.82	35.02	72.81	151
CMa	51.25	-53.68	-57.69	78.82	227
VMa	25.72	30.34	-44.37	53.76	304
MMa	56.25	70.59	7.57	70.99	6
NMa	18.11	0.0	0.0	0.0	0
WMa	95.6	0.0	0.0	0.0	0
RCIE	47.79	60.85	41.08	73.41	34
JCIE	83.82	6.52	66.9	67.22	84
GCIE	49.0	-36.83	2.78	36.95	176
BCIE	25.14	-18.35	-56.22	59.15	252

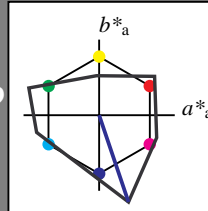
%Umfang
 $u^*_{rel} = 96$
 %Regularität
 $g^*_{H,rel} = -385$
 $g^*_{C,rel} = 62$



Ausgabe: Farbmetrisches Fernseh-Licht-System TLS00

für Buntton $h^* = lab^*h = 289/360 = 0.802$
 lab^*tch und lab^*nch

A: Buntton V
 LCH*Ma: 13 121 289
 olv*Ma: 0.0 0.0 1.0
 Dreiecks-Helligkeit t^*



TLS00; adaptierte CIELAB-Daten

	$L^*=L^*_a$	a^*_a	b^*_a	$C^*_{ab,a}$	$h^*_{ab,a}$
OMa	65.56	73.34	51.39	89.55	35
YMa	94.78	-3.49	52.24	52.36	94
LMa	74.48	-92.97	36.0	99.71	159
CMa	78.36	-82.69	-22.74	85.77	195
VMa	12.55	38.81	-114.81	121.2	289
MMa	66.71	76.08	-29.8	81.71	339
NMa	0.01	0.0	0.0	0.0	0
WMa	95.41	0.0	0.0	0.0	0
RCIE	47.79	61.74	42.56	74.99	35
JCIE	83.82	7.06	70.78	71.13	84
GCIE	49.0	-35.95	4.34	36.22	173
BCIE	25.14	-17.24	-56.24	58.84	253

%Umfang
 $u^*_{rel} = 141$
 %Regularität
 $g^*_{H,rel} = 39$
 $g^*_{C,rel} = 43$

relative Inform. Technology (IT)

olvi3*	1.0	1.0	1.0	(1.0)
cmyn3*	0.0	0.0	0.0	(0.0)
olvi4*	1.0	1.0	1.0	1.0
cmyn4*	0.0	0.0	0.0	0.0

standard and adapted CIELAB

LAB*LAB	95.41	0.0	0.0
LAB*LABa	95.41	0.0	0.0
LAB*TCHa	99.99	0.01	-

relative CIELAB lab*

lab*lab	1.0	0.0	0.0
lab*tch	1.0	0.0	-
lab*nch	0.0	0.0	-

relative Natural Colour (NC)

lab*lrj	1.0	0.0	0.0
lab*tce	1.0	0.0	-
lab*nce	0.0	0.0	-

relative Inform. Technology (IT)

olvi3*	0.5	0.5	1.0	(1.0)
cmyn3*	0.5	0.5	0.0	(0.0)
olvi4*	0.5	0.5	1.0	1.0
cmyn4*	0.5	0.5	0.0	0.0

standard and adapted CIELAB

LAB*LAB	53.98	19.4	-57.39
LAB*LABa	53.98	19.4	-57.39
LAB*TCHa	75.0	60.59	288.68

relative CIELAB lab*

lab*lab	0.566	0.16	-0.473
lab*tch	0.75	0.5	0.802
lab*nch	0.0	0.5	0.802

relative Natural Colour (NC)

lab*lrj	0.566	0.193	-0.46
lab*tce	0.75	0.5	0.813
lab*nce	0.0	0.5	b25r

relative Inform. Technology (IT)

olvi3*	0.5	0.5	0.5	(1.0)
cmyn3*	0.5	0.5	0.5	(0.0)
olvi4*	1.0	1.0	1.0	0.5
cmyn4*	0.0	0.0	0.0	0.5

standard and adapted CIELAB

LAB*LAB	47.72	0.0	0.0
LAB*LABa	47.72	0.0	0.0
LAB*TCHa	50.0	0.01	-

relative CIELAB lab*

lab*lab	0.5	0.0	0.0
lab*tch	0.5	0.0	-
lab*nch	0.5	0.0	-

relative Natural Colour (NC)

lab*lrj	0.5	0.0	0.0
lab*tce	0.5	0.0	-
lab*nce	0.5	0.0	-

relative Inform. Technology (IT)

olvi3*	0.0	0.0	0.5	(1.0)
cmyn3*	1.0	1.0	0.5	(0.0)
olvi4*	0.5	0.5	1.0	0.5
cmyn4*	0.5	0.5	0.0	0.5

standard and adapted CIELAB

LAB*LAB	6.29	19.4	-57.39
LAB*LABa	6.29	19.4	-57.39
LAB*TCHa	25.01	60.59	288.68

relative CIELAB lab*

lab*lab	0.066	0.16	-0.473
lab*tch	0.25	0.5	0.802
lab*nch	0.5	0.5	0.802

relative Natural Colour (NC)

lab*lrj	0.066	0.193	-0.46
lab*tce	0.25	0.5	0.813
lab*nce	0.5	0.5	b25r

relative Inform. Technology (IT)

olvi3*	0.0	0.0	0.0	(1.0)
cmyn3*	1.0	1.0	1.0	(0.0)
olvi4*	1.0	1.0	1.0	0.0
cmyn4*	0.0	0.0	0.0	1.0

standard and adapted CIELAB

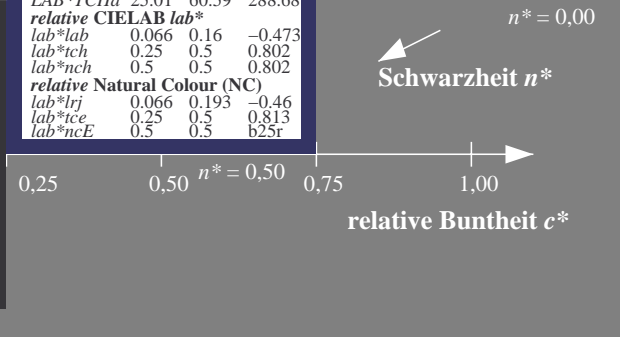
LAB*LAB	0.03	0.0	0.0
LAB*LABa	0.03	0.0	0.0
LAB*TCHa	0.01	0.01	-

relative CIELAB lab*

lab*lab	0.0	0.0	0.0
lab*tch	0.0	0.0	-
lab*nch	1.0	0.0	-

relative Natural Colour (NC)

lab*lrj	0.0	0.0	0.0
lab*tce	0.0	0.0	-
lab*nce	1.0	0.0	-



SG000-7, 3 stufige Reihen für konstanten CIELAB Buntton 304/360 = 0.845 (links)

3 stufige Reihen für konstanten CIELAB Buntton 289/360 = 0.802 (rechts)

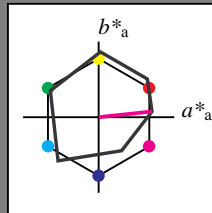
BAM-Prüfvorlage SG00; Farbmetrik-Systeme ORS18 & TLS00 input: *cmly0* setcmykcolor*

A: 3stufige Farbreihen und Koordinatendaten für 10 Bunttöne output: *no change compared to input*

Eingabe: Farbmétrisches Offset-Reflektiv-System ORS18

für Buntton $h^* = lab^*h = 6/360 = 0.017$
 lab^*tch und lab^*nch

A: Buntton M
 LCH*Ma: 56 71 6
 olv*Ma: 1.0 0.0 1.0
 Dreiecks-Helligkeit t^*



ORS18; adaptierte CIELAB-Daten

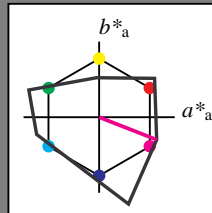
	$L^*=L^*_a$	a^*_a	b^*_a	$C^*_{ab,a}$	$h^*_{ab,a}$
OMa	47.94	64.42	50.58	81.9	38
YMa	92.62	2.41	86.36	86.39	88
LMa	50.9	-63.82	35.02	72.81	151
CMa	51.25	-53.68	-57.69	78.82	227
VMa	25.72	30.34	-44.37	53.76	304
MMa	56.25	70.59	7.57	70.99	6
NMa	18.11	0.0	0.0	0.0	0
WMa	95.6	0.0	0.0	0.0	0
RCIE	47.79	60.85	41.08	73.41	34
JCIE	83.82	6.52	66.9	67.22	84
GCIE	49.0	-36.83	2.78	36.95	176
BCIE	25.14	-18.35	-56.22	59.15	252

%Umfang
 $u^*_{rel} = 96$
 %Regularität
 $g^*_{H,rel} = -385$
 $g^*_{C,rel} = 62$

Ausgabe: Farbmétrisches Fernseh-Licht-System TLS00

für Buntton $h^* = lab^*h = 339/360 = 0.941$
 lab^*tch und lab^*nch

A: Buntton M
 LCH*Ma: 67 82 339
 olv*Ma: 1.0 0.0 1.0
 Dreiecks-Helligkeit t^*



TLS00; adaptierte CIELAB-Daten

	$L^*=L^*_a$	a^*_a	b^*_a	$C^*_{ab,a}$	$h^*_{ab,a}$
OMa	65.56	73.34	51.39	89.55	35
YMa	94.78	-3.49	52.24	52.36	94
LMa	74.48	-92.97	36.0	99.71	159
CMa	78.36	-82.69	-22.74	85.77	195
VMa	12.55	38.81	-114.81	121.2	289
MMa	66.71	76.08	-29.8	81.71	339
NMa	0.01	0.0	0.0	0.0	0
WMa	95.41	0.0	0.0	0.0	0
RCIE	47.79	61.74	42.56	74.99	35
JCIE	83.82	7.06	70.78	71.13	84
GCIE	49.0	-35.95	4.34	36.22	173
BCIE	25.14	-17.24	-56.24	58.84	253

%Umfang
 $u^*_{rel} = 141$
 %Regularität
 $g^*_{H,rel} = 39$
 $g^*_{C,rel} = 43$

relative Inform. Technology (IT)
 $olvi3^* 1.0 1.0 1.0 (1.0)$
 $cmyn3^* 0.0 0.0 0.0 (0.0)$
 $olvi4^* 1.0 1.0 1.0 1.0$
 $cmyn4^* 0.0 0.0 0.0 0.0$

standard and adapted CIELAB
 $LAB^*LAB 95.41 0.0 0.0$
 $LAB^*LABa 95.41 0.0 0.0$
 $LAB^*TCHa 99.99 0.01 -$

relative CIELAB lab*
 $lab^*lab 1.0 0.0 0.0$
 $lab^*tch 1.0 0.0 -$
 $lab^*nch 0.0 0.0 -$

relative Natural Colour (NC)
 $lab^*lrj 1.0 0.0 0.0$
 $lab^*tce 1.0 0.0 -$
 $lab^*nce 0.0 0.0 -$

relative Inform. Technology (IT)
 $olvi3^* 0.5 0.5 0.5 (1.0)$
 $cmyn3^* 0.5 0.5 0.5 (0.0)$
 $olvi4^* 1.0 1.0 1.0 0.5$
 $cmyn4^* 0.0 0.0 0.0 0.5$

standard and adapted CIELAB
 $LAB^*LAB 47.72 0.0 0.0$
 $LAB^*LABa 47.72 0.0 0.0$
 $LAB^*TCHa 50.0 0.01 -$

relative CIELAB lab*
 $lab^*lab 0.5 0.0 0.0$
 $lab^*tch 0.5 0.0 -$
 $lab^*nch 0.5 0.0 -$

relative Natural Colour (NC)
 $lab^*lrj 0.5 0.0 0.0$
 $lab^*tce 0.5 0.0 -$
 $lab^*nce 0.5 0.0 -$

relative Inform. Technology (IT)
 $olvi3^* 0.0 0.0 0.0 (1.0)$
 $cmyn3^* 1.0 1.0 1.0 (0.0)$
 $olvi4^* 1.0 1.0 1.0 0.0$
 $cmyn4^* 0.0 0.0 0.0 1.0$

standard and adapted CIELAB
 $LAB^*LAB 0.03 0.0 0.0$
 $LAB^*LABa 0.03 0.0 0.0$
 $LAB^*TCHa 0.01 0.01 -$

relative CIELAB lab*
 $lab^*lab 0.0 0.0 0.0$
 $lab^*tch 0.0 0.0 -$
 $lab^*nch 1.0 0.0 -$

relative Natural Colour (NC)
 $lab^*lrj 0.0 0.0 0.0$
 $lab^*tce 0.0 0.0 -$
 $lab^*nce 1.0 0.0 -$

relative Inform. Technology (IT)
 $olvi3^* 1.0 0.5 1.0 (1.0)$
 $cmyn3^* 0.0 0.5 0.0 (0.0)$
 $olvi4^* 1.0 0.5 1.0 1.0$
 $cmyn4^* 0.0 0.5 0.0 1.0$

standard and adapted CIELAB
 $LAB^*LAB 81.05 38.03 -14.89$
 $LAB^*LABa 81.05 38.03 -14.89$
 $LAB^*TCHa 75.0 40.85 338.6$

relative CIELAB lab*
 $lab^*lab 0.85 0.465 -0.181$
 $lab^*tch 0.75 0.5 0.941$
 $lab^*nch 0.0 0.5 0.941$

relative Natural Colour (NC)
 $lab^*lrj 0.85 0.407 -0.29$
 $lab^*tce 0.75 0.5 0.901$
 $lab^*nce 0.0 0.5 b60r$

relative Inform. Technology (IT)
 $olvi3^* 0.5 0.0 0.5 (1.0)$
 $cmyn3^* 0.5 1.0 0.5 (0.0)$
 $olvi4^* 1.0 0.5 1.0 0.5$
 $cmyn4^* 0.0 0.5 0.0 0.5$

standard and adapted CIELAB
 $LAB^*LAB 33.36 38.03 -14.89$
 $LAB^*LABa 33.36 38.03 -14.89$
 $LAB^*TCHa 25.01 40.85 338.6$

relative CIELAB lab*
 $lab^*lab 0.35 0.465 -0.181$
 $lab^*tch 0.25 0.5 0.941$
 $lab^*nch 0.5 0.5 0.941$

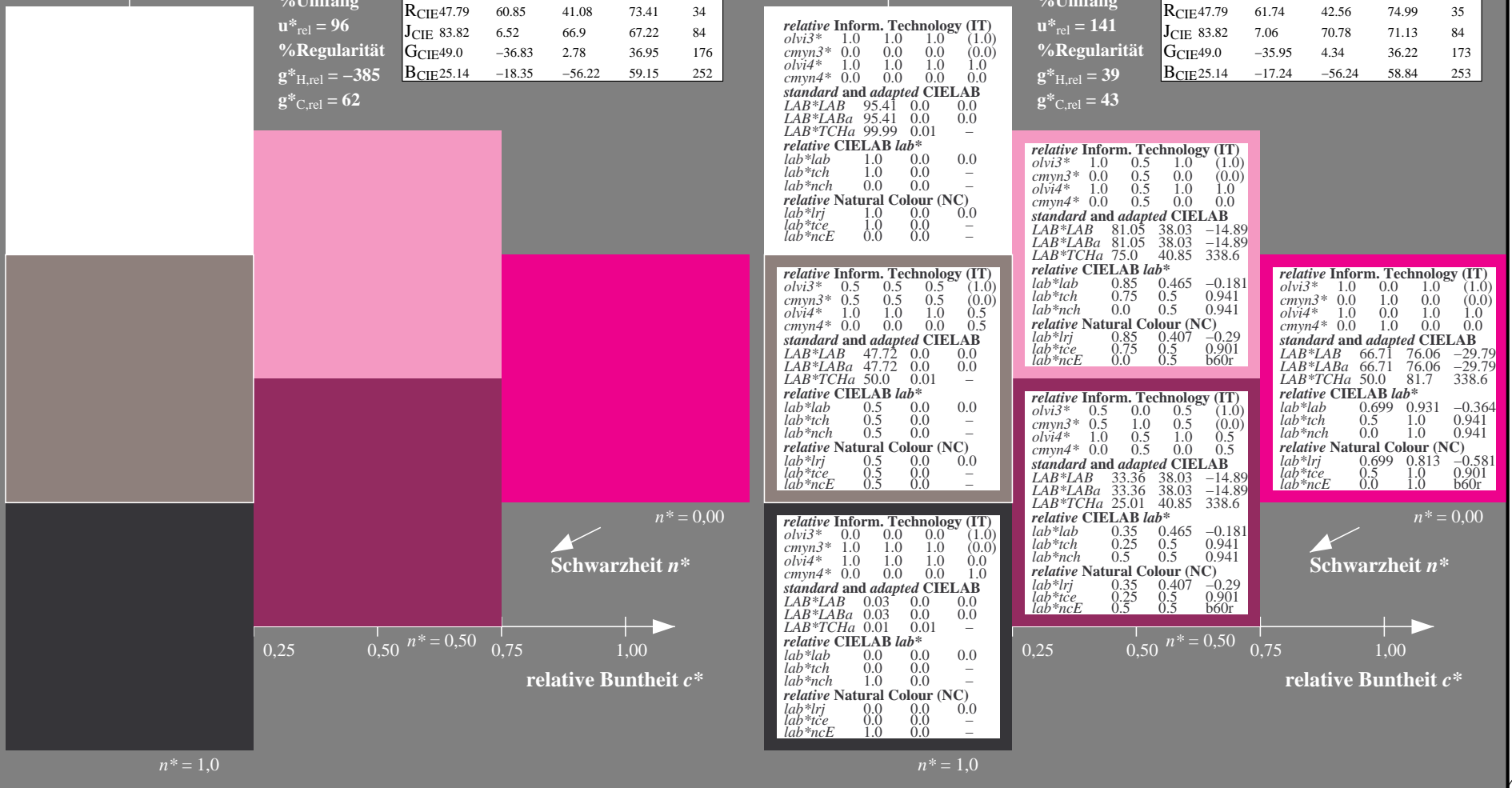
relative Natural Colour (NC)
 $lab^*lrj 0.35 0.407 -0.29$
 $lab^*tce 0.25 0.5 0.901$
 $lab^*nce 0.5 0.5 b60r$

relative Inform. Technology (IT)
 $olvi3^* 1.0 0.0 1.0 (1.0)$
 $cmyn3^* 0.0 1.0 0.0 (0.0)$
 $olvi4^* 1.0 0.0 1.0 1.0$
 $cmyn4^* 0.0 1.0 0.0 0.0$

standard and adapted CIELAB
 $LAB^*LAB 66.71 76.06 -29.79$
 $LAB^*LABa 66.71 76.06 -29.79$
 $LAB^*TCHa 50.0 81.7 338.6$

relative CIELAB lab*
 $lab^*lab 0.699 0.931 -0.364$
 $lab^*tch 0.5 1.0 0.941$
 $lab^*nch 0.0 1.0 0.941$

relative Natural Colour (NC)
 $lab^*lrj 0.699 0.813 -0.581$
 $lab^*tce 0.5 1.0 0.901$
 $lab^*nce 0.0 1.0 b60r$



Siehe ähnliche Dateien: <http://www.ps.bam.de/SG00/>
 Technische Information: <http://www.ps.bam.de> Version 2.1, io=0,0

BAM-Registrierung: 20060101-SG00/10L/L00G05NP.PS/.PDF BAM-Material: Code=rh4ta
 Anwendung für Beurteilung und Messung von Drucker- oder Monitorssystemen
 /SG00 Form: 6/10, Serie: 1/1, Seite: 6
 Seitenhang 6

SG000-7, 3 stufige Reihen für konstanten CIELAB Buntton 6/360 = 0.017 (links)

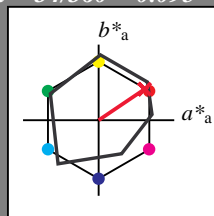
3 stufige Reihen für konstanten CIELAB Buntton 339/360 = 0.941 (rechts)

BAM-Prüfvorlage SG00; Farbmétrik-Systeme ORS18 & TLS00 input: $cmY0^* setcmykcolor$
 A: 3stufige Farbreihen und Koordinatendaten für 10 Bunttöne output: *no change compared to input*

Eingabe: Farbmetrisches Offset-Reflektiv-System ORS18

für Buntton $h^* = lab^*h = 34/360 = 0.095$
 lab^*tch und lab^*nch

A: Buntton R
 LCH*Ma: 49 79 34
 olv*Ma: 1.0 0.0 0.15
 Dreiecks-Helligkeit t^*



ORS18; adaptierte CIELAB-Daten

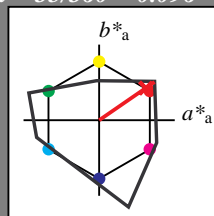
	$L^*=L^*_a$	a^*_a	b^*_a	$C^*_{ab,a}$	$h^*_{ab,a}$
OMa	47.94	64.42	50.58	81.9	38
YMa	92.62	2.41	86.36	86.39	88
LMa	50.9	-63.82	35.02	72.81	151
CMa	51.25	-53.68	-57.69	78.82	227
VMa	25.72	30.34	-44.37	53.76	304
MMa	56.25	70.59	7.57	70.99	6
NMa	18.11	0.0	0.0	0.0	0
WMa	95.6	0.0	0.0	0.0	0
RCIE	47.79	60.85	41.08	73.41	34
JCIE	83.82	6.52	66.9	67.22	84
GCIE	49.0	-36.83	2.78	36.95	176
BCIE	25.14	-18.35	-56.22	59.15	252

%Umfang
 $u^*_{rel} = 96$
 %Regularität
 $g^*_{H,rel} = -385$
 $g^*_{C,rel} = 62$

Ausgabe: Farbmetrisches Fernseh-Licht-System TLS00

für Buntton $h^* = lab^*h = 35/360 = 0.096$
 lab^*tch und lab^*nch

A: Buntton R
 LCH*Ma: 66 89 35
 olv*Ma: 1.0 0.0 0.01
 Dreiecks-Helligkeit t^*



TLS00; adaptierte CIELAB-Daten

	$L^*=L^*_a$	a^*_a	b^*_a	$C^*_{ab,a}$	$h^*_{ab,a}$
OMa	65.56	73.34	51.39	89.55	35
YMa	94.78	-3.49	52.24	52.36	94
LMa	77.48	-92.97	36.0	99.71	159
CMa	78.36	-82.69	-22.74	85.77	195
VMa	12.55	38.81	-114.81	121.2	289
MMa	66.71	76.08	-29.8	81.71	339
NMa	0.01	0.0	0.0	0.0	0
WMa	95.41	0.0	0.0	0.0	0
RCIE	47.79	61.74	42.56	74.99	35
JCIE	83.82	7.06	70.78	71.13	84
GCIE	49.0	-35.95	4.34	36.22	173
BCIE	25.14	-17.24	-56.24	58.84	253

%Umfang
 $u^*_{rel} = 141$
 %Regularität
 $g^*_{H,rel} = 39$
 $g^*_{C,rel} = 43$

relative Inform. Technology (IT)

olvi3*	1.0	1.0	1.0	(1.0)
cmyn3*	0.0	0.0	0.0	(0.0)
olvi4*	1.0	1.0	1.0	1.0
cmyn4*	0.0	0.0	0.0	0.0

standard and adapted CIELAB

LAB*LAB	95.41	0.0	0.0
LAB*LABa	95.41	0.0	0.0
LAB*TCHa	99.99	0.01	-

relative CIELAB lab*

lab*lab	1.0	0.0	0.0
lab*tch	1.0	0.0	-
lab*nch	0.0	0.0	-

relative Natural Colour (NC)

lab*lrj	1.0	0.0	0.0
lab*tce	1.0	0.0	-
lab*nce	0.0	0.0	-

relative Inform. Technology (IT)

olvi3*	1.0	0.5	0.505	(1.0)
cmyn3*	0.0	0.5	0.495	(0.0)
olvi4*	1.0	0.5	0.505	1.0
cmyn4*	0.0	0.5	0.495	0.0

standard and adapted CIELAB

LAB*LAB	80.48	36.68	25.28
LAB*LABa	80.48	36.68	25.28
LAB*TCHa	75.0	44.55	34.58

relative CIELAB lab*

lab*lab	0.844	0.412	0.284
lab*tch	0.75	0.5	0.096
lab*nch	0.0	0.5	0.096

relative Natural Colour (NC)

lab*lrj	0.844	0.5	0.0
lab*tce	0.75	0.5	1.0
lab*nce	0.0	0.5	b99r

relative Inform. Technology (IT)

olvi3*	1.0	0.0	0.01	(1.0)
cmyn3*	0.0	1.0	0.99	(0.0)
olvi4*	1.0	0.0	0.01	1.0
cmyn4*	0.0	1.0	0.99	0.0

standard and adapted CIELAB

LAB*LAB	65.57	73.35	50.57
LAB*LABa	65.57	73.35	50.57
LAB*TCHa	50.0	89.1	34.58

relative CIELAB lab*

lab*lab	0.687	0.823	0.568
lab*tch	0.5	1.0	0.096
lab*nch	0.0	1.0	0.096

relative Natural Colour (NC)

lab*lrj	0.687	1.0	0.0
lab*tce	0.5	1.0	0.0
lab*nce	0.0	1.0	r00j

relative Inform. Technology (IT)

olvi3*	0.5	0.5	0.5	(1.0)
cmyn3*	0.5	0.5	0.5	(0.0)
olvi4*	1.0	1.0	1.0	0.5
cmyn4*	0.0	0.0	0.0	0.5

standard and adapted CIELAB

LAB*LAB	47.72	0.0	0.0
LAB*LABa	47.72	0.0	0.0
LAB*TCHa	50.0	0.01	-

relative CIELAB lab*

lab*lab	0.5	0.0	0.0
lab*tch	0.5	0.0	-
lab*nch	0.5	0.0	-

relative Natural Colour (NC)

lab*lrj	0.5	0.0	0.0
lab*tce	0.5	0.0	-
lab*nce	0.5	0.0	-

relative Inform. Technology (IT)

olvi3*	0.5	0.0	0.005	(1.0)
cmyn3*	0.5	1.0	0.995	(0.0)
olvi4*	1.0	0.5	0.505	0.5
cmyn4*	0.0	0.5	0.495	0.5

standard and adapted CIELAB

LAB*LAB	32.79	36.68	25.29
LAB*LABa	32.79	36.68	25.29
LAB*TCHa	25.01	44.55	34.59

relative CIELAB lab*

lab*lab	0.344	0.412	0.284
lab*tch	0.25	0.5	0.096
lab*nch	0.5	0.5	0.096

relative Natural Colour (NC)

lab*lrj	0.344	0.5	0.0
lab*tce	0.25	0.5	0.0
lab*nce	0.5	0.5	r00j

relative Inform. Technology (IT)

olvi3*	0.0	0.0	0.0	(1.0)
cmyn3*	1.0	1.0	1.0	(0.0)
olvi4*	1.0	1.0	1.0	0.0
cmyn4*	0.0	0.0	0.0	1.0

standard and adapted CIELAB

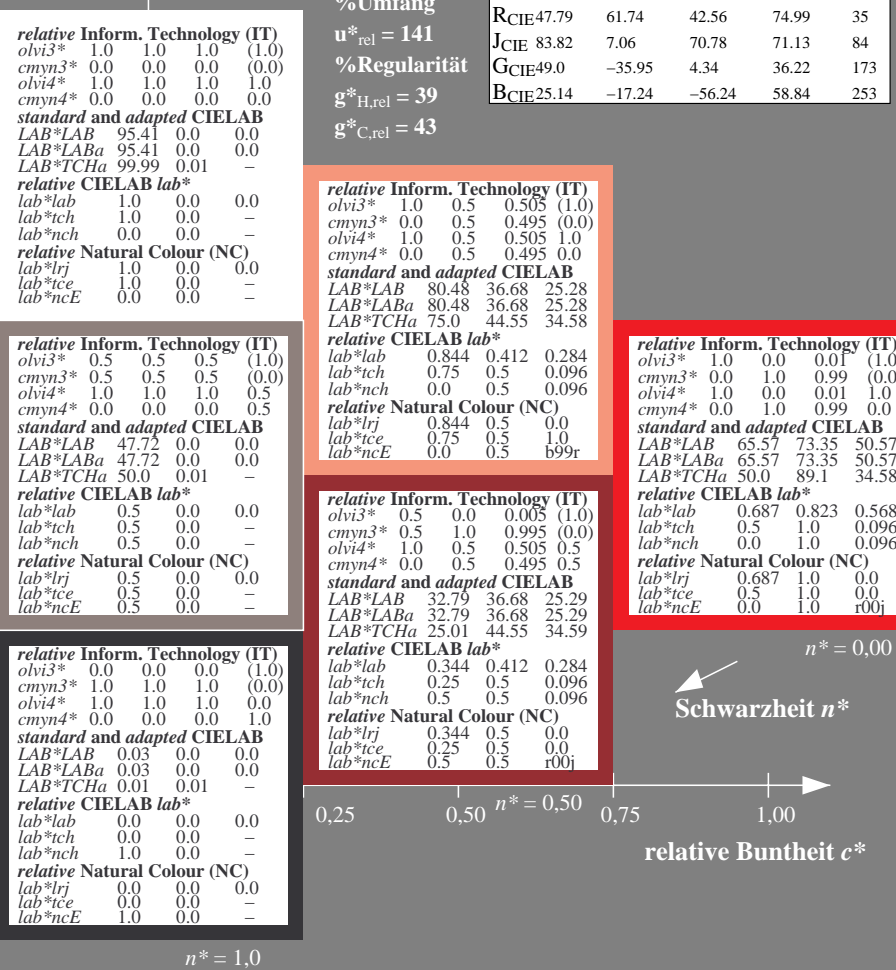
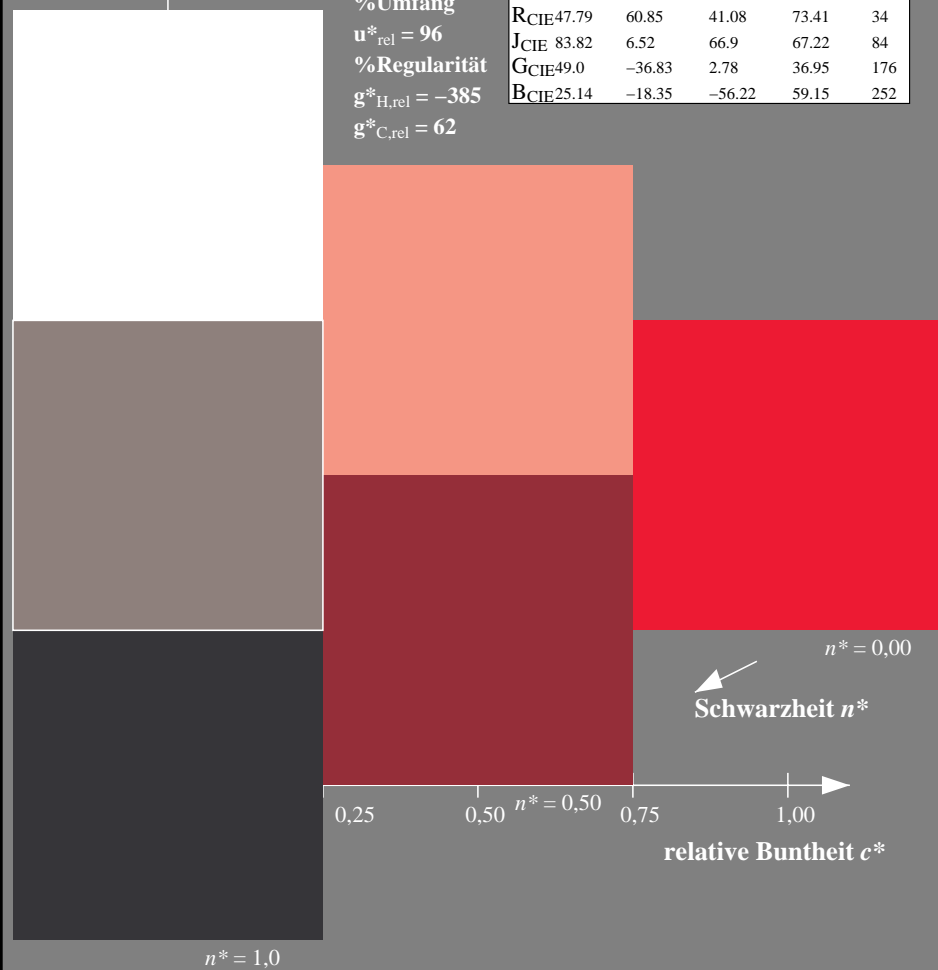
LAB*LAB	0.03	0.0	0.0
LAB*LABa	0.03	0.0	0.0
LAB*TCHa	0.01	0.01	-

relative CIELAB lab*

lab*lab	0.0	0.0	0.0
lab*tch	0.0	0.0	-
lab*nch	1.0	0.0	-

relative Natural Colour (NC)

lab*lrj	0.0	0.0	0.0
lab*tce	0.0	0.0	-
lab*nce	1.0	0.0	-



Siehe ähnliche Dateien: <http://www.ps.bam.de/SG00/>
 Technische Information: <http://www.ps.bam.de> Version 2.1, io=0,0

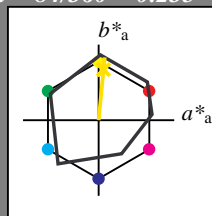
BAM-Registrierung: 20060101-SG00/10L/L00G06NP.PS/.PDF BAM-Material: Code=rh4ta
 Anwendung für Beurteilung und Messung von Drucker- oder Monitorsystemen
 /SG00 Form: 7/10, Serie: 1/1, Seite: 7
 Seitenhang 7

Eingabe: Farbmetrisches Offset-Reflektiv-System ORS18

für Buntton $h^* = lab^*h = 84/360 = 0.235$
 lab^*tch und lab^*nch

A: Buntton J
 LCH*Ma: 89 83 84
 olv*Ma: 1.0 0.91 0.0


Dreiecks-Helligkeit t^*



ORS18; adaptierte CIELAB-Daten

	$L^*=L^*_a$	a^*_a	b^*_a	$C^*_{ab,a}$	$h^*_{ab,a}$
OMa	47.94	64.42	50.58	81.9	38
YMa	92.62	2.41	86.36	86.39	88
LMa	50.9	-63.82	35.02	72.81	151
CMa	51.25	-53.68	-57.69	78.82	227
VMa	25.72	30.34	-44.37	53.76	304
MMa	56.25	70.59	7.57	70.99	6
NMa	18.11	0.0	0.0	0.0	0
WMa	95.6	0.0	0.0	0.0	0
RCIE	47.79	60.85	41.08	73.41	34
JCIE	83.82	6.52	66.9	67.22	84
GCIE	49.0	-36.83	2.78	36.95	176
BCIE	25.14	-18.35	-56.22	59.15	252

%Umfang
 $u^*_{rel} = 96$
 %Regularität
 $g^*_{H,rel} = -385$
 $g^*_{C,rel} = 62$

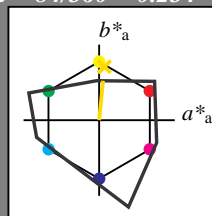


Ausgabe: Farbmetrisches Fernseh-Licht-System TLS00

für Buntton $h^* = lab^*h = 84/360 = 0.234$
 lab^*tch und lab^*nch

A: Buntton J
 LCH*Ma: 91 52 84
 olv*Ma: 1.0 0.89 0.0

Dreiecks-Helligkeit t^*



relative Inform. Technology (IT)

olvi3*	1.0	1.0	1.0	(1.0)
cmyn3*	0.0	0.0	0.0	(0.0)
olvi4*	1.0	1.0	1.0	1.0
cmyn4*	0.0	0.0	0.0	0.0

standard and adapted CIELAB

LAB*LAB	95.41	0.0	0.0
LAB*LABa	95.41	0.0	0.0
LAB*TCHa	99.99	0.01	-

relative CIELAB lab*

lab*lab	1.0	0.0	0.0
lab*tch	1.0	0.0	-
lab*nch	0.0	0.0	-

relative Natural Colour (NC)

lab*lrj	1.0	0.0	0.0
lab*tce	1.0	0.0	-
lab*nce	0.0	0.0	-

%Umfang
 $u^*_{rel} = 141$
 %Regularität
 $g^*_{H,rel} = 39$
 $g^*_{C,rel} = 43$

relative Inform. Technology (IT)

olvi3*	0.5	0.5	0.5	(1.0)
cmyn3*	0.5	0.5	0.5	(0.0)
olvi4*	1.0	1.0	1.0	0.5
cmyn4*	0.0	0.0	0.0	0.5

standard and adapted CIELAB

LAB*LAB	47.72	0.0	0.0
LAB*LABa	47.72	0.0	0.0
LAB*TCHa	50.0	0.01	-

relative CIELAB lab*

lab*lab	0.5	0.0	0.0
lab*tch	0.5	0.0	-
lab*nch	0.5	0.0	-

relative Natural Colour (NC)

lab*lrj	0.5	0.0	0.0
lab*tce	0.5	0.0	-
lab*nce	0.5	0.0	-

relative Inform. Technology (IT)

olvi3*	0.0	0.0	0.0	(1.0)
cmyn3*	1.0	1.0	1.0	(0.0)
olvi4*	1.0	1.0	1.0	0.0
cmyn4*	0.0	0.0	0.0	1.0

standard and adapted CIELAB

LAB*LAB	0.03	0.0	0.0
LAB*LABa	0.03	0.0	0.0
LAB*TCHa	0.01	0.01	-

relative CIELAB lab*

lab*lab	0.0	0.0	0.0
lab*tch	0.0	0.0	-
lab*nch	1.0	0.0	-

relative Natural Colour (NC)

lab*lrj	0.0	0.0	0.0
lab*tce	0.0	0.0	-
lab*nce	1.0	0.0	-

relative Inform. Technology (IT)

olvi3*	1.0	0.943	0.5	(1.0)
cmyn3*	0.0	0.057	0.5	(0.0)
olvi4*	1.0	0.943	0.5	1.0
cmyn4*	0.0	0.057	0.5	0.0

standard and adapted CIELAB

LAB*LAB	93.43	2.59	26.07
LAB*LABa	93.43	2.59	26.07
LAB*TCHa	75.0	26.2	84.32

relative CIELAB lab*

lab*lab	0.979	0.049	0.497
lab*tch	0.75	0.5	0.234
lab*nch	0.0	0.5	0.234

relative Natural Colour (NC)

lab*lrj	0.979	0.0	0.5
lab*tce	0.75	0.5	0.25
lab*nce	0.0	0.5	j00g

relative Inform. Technology (IT)

olvi3*	0.5	0.443	0.0	(1.0)
cmyn3*	0.5	0.557	1.0	(0.0)
olvi4*	1.0	0.943	0.5	0.5
cmyn4*	0.0	0.057	0.5	0.5

standard and adapted CIELAB

LAB*LAB	45.74	2.6	26.07
LAB*LABa	45.74	2.6	26.07
LAB*TCHa	25.01	26.2	84.3

relative CIELAB lab*

lab*lab	0.479	0.05	0.497
lab*tch	0.25	0.5	0.234
lab*nch	0.5	0.5	0.234

relative Natural Colour (NC)

lab*lrj	0.479	0.0	0.5
lab*tce	0.25	0.5	0.25
lab*nce	0.5	0.5	j99j



SG000-7, 3 stufige Reihen für konstanten CIELAB Buntton 84/360 = 0.235 (links)

3 stufige Reihen für konstanten CIELAB Buntton 84/360 = 0.234 (rechts)

BAM-Prüfvorlage SG00; Farbmetrik-Systeme ORS18 & TLS00 input: *cmly0* setcmykcolor*

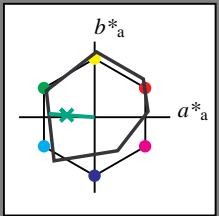
A: 3stufige Farbreihen und Koordinatendaten für 10 Bunttöne output: *no change compared to input*

Eingabe: Farbmétrisches Offset-Reflektiv-System ORS18

für Buntton $h^* = lab^*h = 176/360 = 0.488$
 lab^*tch und lab^*nch

A: Buntton G
 LCH*Ma: 51 61 176
 olv*Ma: 0.0 1.0 0.33

Dreiecks-Helligkeit t^*



ORS18; adaptierte CIELAB-Daten

	$L^*=L^*_a$	a^*_a	b^*_a	$C^*_{ab,a}$	$h^*_{ab,a}$
OMa	47.94	64.42	50.58	81.9	38
YMa	92.62	2.41	86.36	86.39	88
LMa	50.9	-63.82	35.02	72.81	151
CMa	51.25	-53.68	-57.69	78.82	227
VMa	25.72	30.34	-44.37	53.76	304
MMa	56.25	70.59	7.57	70.99	6
NMa	18.11	0.0	0.0	0.0	0
WMa	95.6	0.0	0.0	0.0	0
RCIE	47.79	60.85	41.08	73.41	34
JCIE	83.82	6.52	66.9	67.22	84
GCIE	49.0	-36.83	2.78	36.95	176
BCIE	25.14	-18.35	-56.22	59.15	252

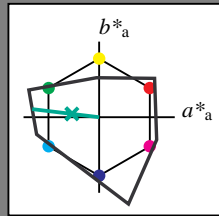
%Umfang
 $u^*_{rel} = 96$
 %Regularität
 $g^*_{H,rel} = -385$
 $g^*_{C,rel} = 62$

Ausgabe: Farbmétrisches Fernseh-Licht-System TLS00

für Buntton $h^* = lab^*h = 173/360 = 0.481$
 lab^*tch und lab^*nch

A: Buntton G
 LCH*Ma: 78 89 173
 olv*Ma: 0.0 1.0 0.43

Dreiecks-Helligkeit t^*



TLS00; adaptierte CIELAB-Daten

	$L^*=L^*_a$	a^*_a	b^*_a	$C^*_{ab,a}$	$h^*_{ab,a}$
OMa	65.56	73.34	51.39	89.55	35
YMa	94.78	-3.49	52.24	52.36	94
LMa	77.48	-92.97	36.0	99.71	159
CMa	78.36	-82.69	-22.74	85.77	195
VMa	12.55	38.81	-114.81	121.2	289
MMa	66.71	76.08	-29.8	81.71	339
NMa	0.01	0.0	0.0	0.0	0
WMa	95.41	0.0	0.0	0.0	0
RCIE	47.79	61.74	42.56	74.99	35
JCIE	83.82	7.06	70.78	71.13	84
GCIE	49.0	-35.95	4.34	36.22	173
BCIE	25.14	-17.24	-56.24	58.84	253

%Umfang
 $u^*_{rel} = 141$
 %Regularität
 $g^*_{H,rel} = 39$
 $g^*_{C,rel} = 43$

relative Inform. Technology (IT)

olvi3*	1.0	1.0	1.0	(1.0)
cmyn3*	0.0	0.0	0.0	(0.0)
olvi4*	1.0	1.0	1.0	1.0
cmyn4*	0.0	0.0	0.0	0.0

standard and adapted CIELAB

LAB*LAB	95.41	0.0	0.0
LAB*LABa	95.41	0.0	0.0
LAB*TCHa	99.99	0.01	-

relative CIELAB lab*

lab*lab	1.0	0.0	0.0
lab*tch	1.0	0.0	-
lab*nch	0.0	0.0	-

relative Natural Colour (NC)

lab*lrj	1.0	0.0	0.0
lab*tce	1.0	0.0	-
lab*nce	0.0	0.0	-

relative Inform. Technology (IT)

olvi3*	0.5	1.0	0.715	(1.0)
cmyn3*	0.5	0.0	0.285	(0.0)
olvi4*	0.5	1.0	0.716	1.0
cmyn4*	0.5	0.0	0.284	0.0

standard and adapted CIELAB

LAB*LAB	86.63	-44.26	5.34
LAB*LABa	86.63	-44.26	5.34
LAB*TCHa	75.0	44.59	173.12

relative CIELAB lab*

lab*lab	0.908	-0.495	0.06
lab*tch	0.75	0.5	0.481
lab*nch	0.0	0.5	0.481

relative Natural Colour (NC)

lab*lrj	0.908	-0.499	0.0
lab*tce	0.75	0.5	0.5
lab*nce	0.0	0.5	g00b

relative Inform. Technology (IT)

olvi3*	0.5	0.5	0.5	(1.0)
cmyn3*	0.5	0.5	0.5	(0.0)
olvi4*	1.0	1.0	1.0	0.5
cmyn4*	0.0	0.0	0.0	0.5

standard and adapted CIELAB

LAB*LAB	47.72	0.0	0.0
LAB*LABa	47.72	0.0	0.0
LAB*TCHa	50.0	0.01	-

relative CIELAB lab*

lab*lab	0.5	0.0	0.0
lab*tch	0.5	0.0	-
lab*nch	0.5	0.0	-

relative Natural Colour (NC)

lab*lrj	0.5	0.0	0.0
lab*tce	0.5	0.0	-
lab*nce	0.5	0.0	-

relative Inform. Technology (IT)

olvi3*	0.0	0.5	0.215	(1.0)
cmyn3*	1.0	0.5	0.785	(0.0)
olvi4*	0.5	1.0	0.715	0.5
cmyn4*	0.5	0.0	0.285	0.5

standard and adapted CIELAB

LAB*LAB	38.94	-44.26	5.35
LAB*LABa	38.94	-44.26	5.35
LAB*TCHa	25.01	44.59	173.11

relative CIELAB lab*

lab*lab	0.408	-0.495	0.06
lab*tch	0.25	0.5	0.481
lab*nch	0.5	0.5	0.481

relative Natural Colour (NC)

lab*lrj	0.408	-0.499	0.0
lab*tce	0.25	0.5	0.5
lab*nce	0.5	0.5	g99g

relative Inform. Technology (IT)

olvi3*	0.0	1.0	0.431	(1.0)
cmyn3*	1.0	0.0	0.569	(0.0)
olvi4*	0.0	1.0	0.431	1.0
cmyn4*	1.0	0.0	0.569	0.0

standard and adapted CIELAB

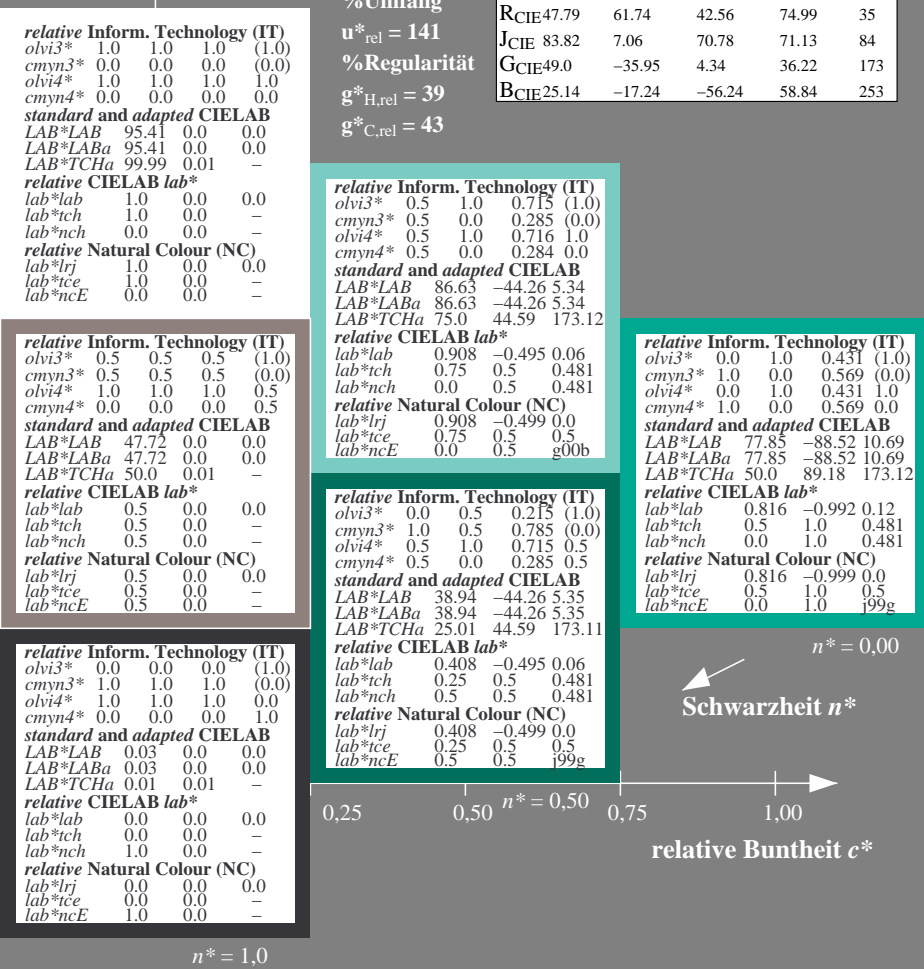
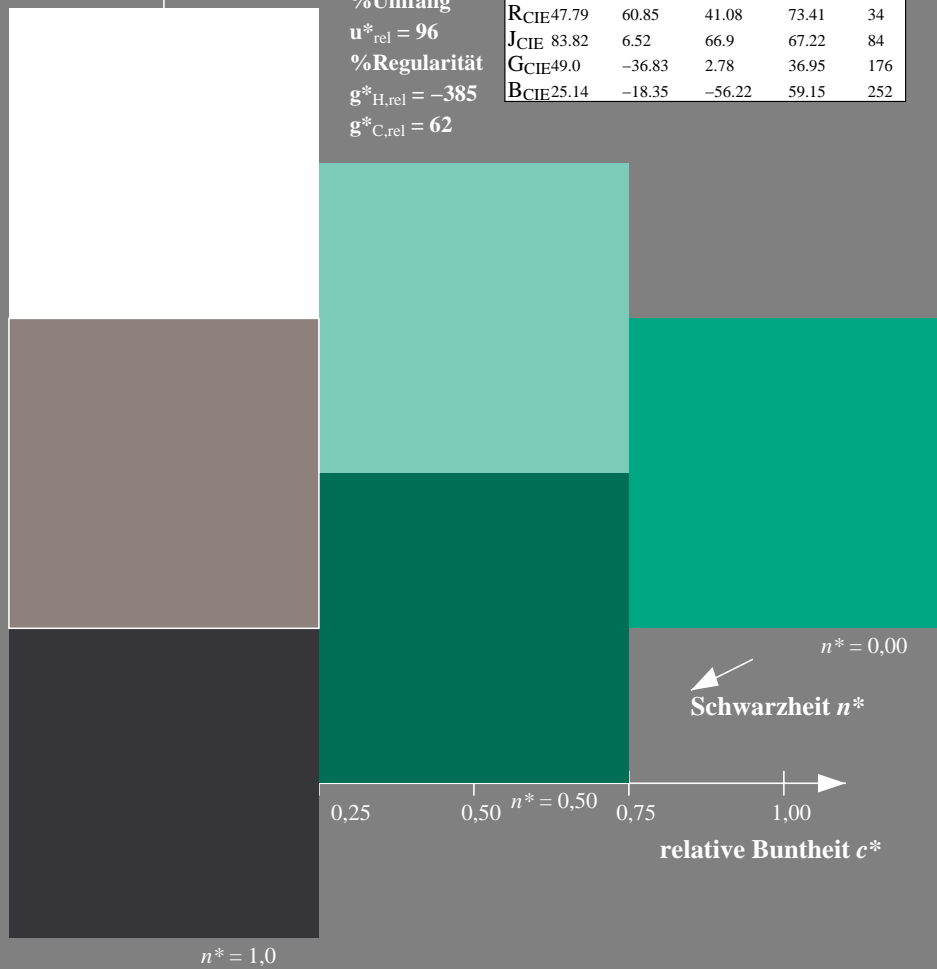
LAB*LAB	77.85	-88.52	10.69
LAB*LABa	77.85	-88.52	10.69
LAB*TCHa	50.0	89.18	173.12

relative CIELAB lab*

lab*lab	0.816	-0.992	0.12
lab*tch	0.5	1.0	0.481
lab*nch	0.0	1.0	0.481

relative Natural Colour (NC)

lab*lrj	0.816	-0.999	0.0
lab*tce	0.5	1.0	0.5
lab*nce	0.0	1.0	g99g



Siehe ähnliche Dateien: <http://www.ps.bam.de/SG00/>
 Technische Information: <http://www.ps.bam.de> Version 2.1, io=0,0

BAM-Registrierung: 20060101-SG00/10L/L00G08NP.PS/.PDF BAM-Material: Code=rh4ta
 Anwendung für Beurteilung und Messung von Drucker- oder Monitorssystemen
 /SG00 Form: 9/10, Serie: 1/1, Seite: 9
 Seitenlung 9

SG000-7, 3 stufige Reihen für konstanten CIELAB Buntton 176/360 = 0.488 (links)

3 stufige Reihen für konstanten CIELAB Buntton 173/360 = 0.481 (rechts)

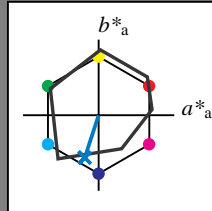
BAM-Prüfvorlage SG00; Farbmétrik-Systeme ORS18 & TLS00 input: *cmly0* setcmykcolor*
 A: 3stufige Farbreihen und Koordinatendaten für 10 Bunttöne output: *no change compared to input*

Eingabe: Farbmétrisches Offset-Reflektiv-System ORS18

für Buntton $h^* = lab^*h = 252/360 = 0.7$
 lab^*tch und lab^*nch

A: Buntton B
 LCH*Ma: 40 55 252
 olv*Ma: 0.0 0.56 1.0

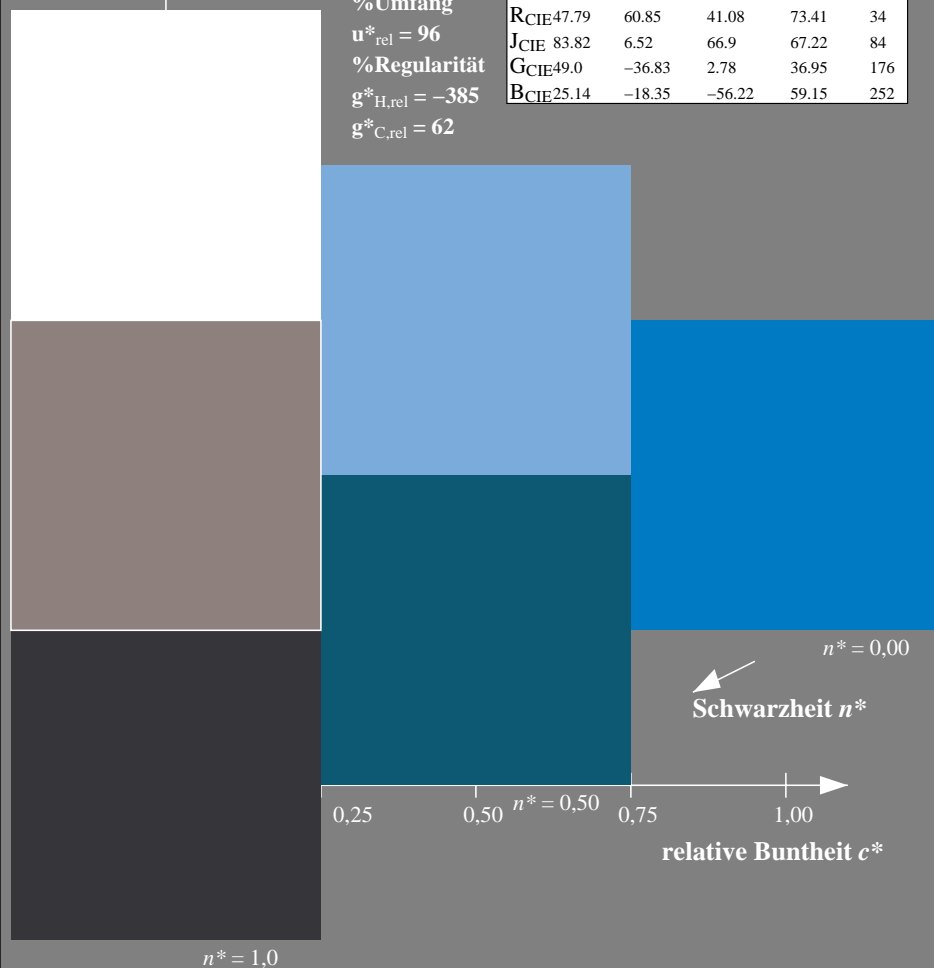
Dreiecks-Helligkeit t^*



ORS18; adaptierte CIELAB-Daten

	$L^*=L^*_a$	a^*_a	b^*_a	$C^*_{ab,a}$	$h^*_{ab,a}$
OMa	47.94	64.42	50.58	81.9	38
YMa	92.62	2.41	86.36	86.39	88
LMa	50.9	-63.82	35.02	72.81	151
CMa	51.25	-53.68	-57.69	78.82	227
VMa	25.72	30.34	-44.37	53.76	304
MMa	56.25	70.59	7.57	70.99	6
NMa	18.11	0.0	0.0	0.0	0
WMa	95.6	0.0	0.0	0.0	0
RCIE	47.79	60.85	41.08	73.41	34
JCIE	83.82	6.52	66.9	67.22	84
GCIE	49.0	-36.83	2.78	36.95	176
BCIE	25.14	-18.35	-56.22	59.15	252

%Umfang
 $u^*_{rel} = 96$
 %Regularität
 $g^*_{H,rel} = -385$
 $g^*_{C,rel} = 62$

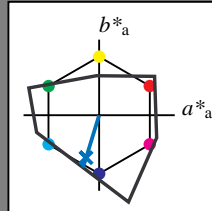


Ausgabe: Farbmétrisches Fernseh-Licht-System TLS00

für Buntton $h^* = lab^*h = 253/360 = 0.703$
 lab^*tch und lab^*nch

A: Buntton B
 LCH*Ma: 45 72 253
 olv*Ma: 0.0 0.49 1.0

Dreiecks-Helligkeit t^*



TLS00; adaptierte CIELAB-Daten

	$L^*=L^*_a$	a^*_a	b^*_a	$C^*_{ab,a}$	$h^*_{ab,a}$
OMa	65.56	73.34	51.39	89.55	35
YMa	94.78	-3.49	52.24	52.36	94
LMa	77.48	-92.97	36.0	99.71	159
CMa	78.36	-82.69	-22.74	85.77	195
VMa	12.55	38.81	-114.81	121.2	289
MMa	66.71	76.08	-29.8	81.71	339
NMa	0.01	0.0	0.0	0.0	0
WMa	95.41	0.0	0.0	0.0	0
RCIE	47.79	61.74	42.56	74.99	35
JCIE	83.82	7.06	70.78	71.13	84
GCIE	49.0	-35.95	4.34	36.22	173
BCIE	25.14	-17.24	-56.24	58.84	253

%Umfang
 $u^*_{rel} = 141$
 %Regularität
 $g^*_{H,rel} = 39$
 $g^*_{C,rel} = 43$

relative Inform. Technology (IT)

olvi3*	1.0	1.0	1.0	(1.0)
cmyn3*	0.0	0.0	0.0	(0.0)
olvi4*	1.0	1.0	1.0	1.0
cmyn4*	0.0	0.0	0.0	0.0

standard and adapted CIELAB

LAB*LAB	95.41	0.0	0.0
LAB*LABa	95.41	0.0	0.0
LAB*TCHa	99.99	0.01	-

relative CIELAB lab*

lab*lab	1.0	0.0	0.0
lab*tch	1.0	0.0	-
lab*nch	0.0	0.0	-

relative Natural Colour (NC)

lab*lrj	1.0	0.0	0.0
lab*tce	1.0	0.0	-
lab*nce	0.0	0.0	-

relative Inform. Technology (IT)

olvi3*	0.5	0.747	1.0	(1.0)
cmyn3*	0.5	0.253	0.0	(0.0)
olvi4*	0.5	0.747	1.0	1.0
cmyn4*	0.5	0.253	0.0	0.0

standard and adapted CIELAB

LAB*LAB	70.24	-10.62	-34.63
LAB*LABa	70.24	-10.62	-34.63
LAB*TCHa	75.0	36.24	252.94

relative CIELAB lab*

lab*lab	0.736	-0.146	-0.477
lab*tch	0.75	0.5	0.703
lab*nch	0.0	0.5	0.703

relative Natural Colour (NC)

lab*lrj	0.736	0.0	-0.499
lab*tce	0.75	0.5	0.75
lab*nce	0.0	0.5	g99b

relative Inform. Technology (IT)

olvi3*	0.5	0.5	0.5	(1.0)
cmyn3*	0.5	0.5	0.5	(0.0)
olvi4*	1.0	1.0	1.0	0.5
cmyn4*	0.0	0.0	0.0	0.5

standard and adapted CIELAB

LAB*LAB	47.72	0.0	0.0
LAB*LABa	47.72	0.0	0.0
LAB*TCHa	50.0	0.01	-

relative CIELAB lab*

lab*lab	0.5	0.0	0.0
lab*tch	0.5	0.0	-
lab*nch	0.5	0.0	-

relative Natural Colour (NC)

lab*lrj	0.5	0.0	0.0
lab*tce	0.5	0.0	-
lab*nce	0.5	0.0	-

relative Inform. Technology (IT)

olvi3*	0.0	0.247	0.5	(1.0)
cmyn3*	1.0	0.753	0.5	(0.0)
olvi4*	0.5	0.747	1.0	0.5
cmyn4*	0.5	0.253	0.0	0.5

standard and adapted CIELAB

LAB*LAB	22.55	-10.61	-34.64
LAB*LABa	22.55	-10.61	-34.64
LAB*TCHa	25.01	36.24	252.96

relative CIELAB lab*

lab*lab	0.236	-0.145	-0.477
lab*tch	0.25	0.5	0.703
lab*nch	0.5	0.5	0.703

relative Natural Colour (NC)

lab*lrj	0.236	0.0	-0.499
lab*tce	0.25	0.5	0.75
lab*nce	0.5	0.5	b00r

relative Inform. Technology (IT)

olvi3*	0.0	0.494	1.0	(1.0)
cmyn3*	1.0	0.506	0.0	(0.0)
olvi4*	0.0	0.494	1.0	1.0
cmyn4*	1.0	0.506	0.0	0.0

standard and adapted CIELAB


LAB*LAB	45.08	-21.24	-69.28
LAB*LABa	45.08	-21.24	-69.28
LAB*TCHa	50.0	72.48	252.95

relative CIELAB lab*

lab*lab	0.472	-0.292	-0.955
lab*tch	0.5	1.0	0.703
lab*nch	0.0	1.0	0.703

relative Natural Colour (NC)

lab*lrj	0.472	0.0	-0.999
lab*tce	0.5	1.0	0.75
lab*nce	0.0	1.0	b00r



SG000-7, 3 stufige Reihen für konstanten CIELAB Buntton 252/360 = 0.7 (links)

3 stufige Reihen für konstanten CIELAB Buntton 253/360 = 0.703 (rechts)

BAM-Prüfvorlage SG00; Farbmétrik-Systeme ORS18 & TLS00 input: $cmY0^* setcmykcolor$

A: 3stufige Farbreihen und Koordinatendaten für 10 Bunttöne output: *no change compared to input*

Siehe ähnliche Dateien: <http://www.ps.bam.de/SG00/>
 Technische Information: <http://www.ps.bam.de> Version 2.1, io=0,0

BAM-Registrierung: 20060101-SG00/10L/L00G09NP.PS/.PDF BAM-Material: Code=rh4ta
 Anwendung für Beurteilung und Messung von Drucker- oder Monitorssystemen
 /SG00 Form: 10/10Ser: 1/1, Satz: 10
 Satz: hung 10