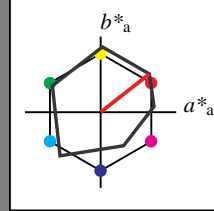


Eingabe: Farbmetrisches Offset-Reflektiv-System ORS18

für Buntton  $h^* = lab^*h = 38/360 = 0.106$   
 $lab^*tch$  und  $lab^*nch$

A: Buntton O  
 LCH\*Ma: 48 82 38  
 olv\*Ma: 1.0 0.0 0.0

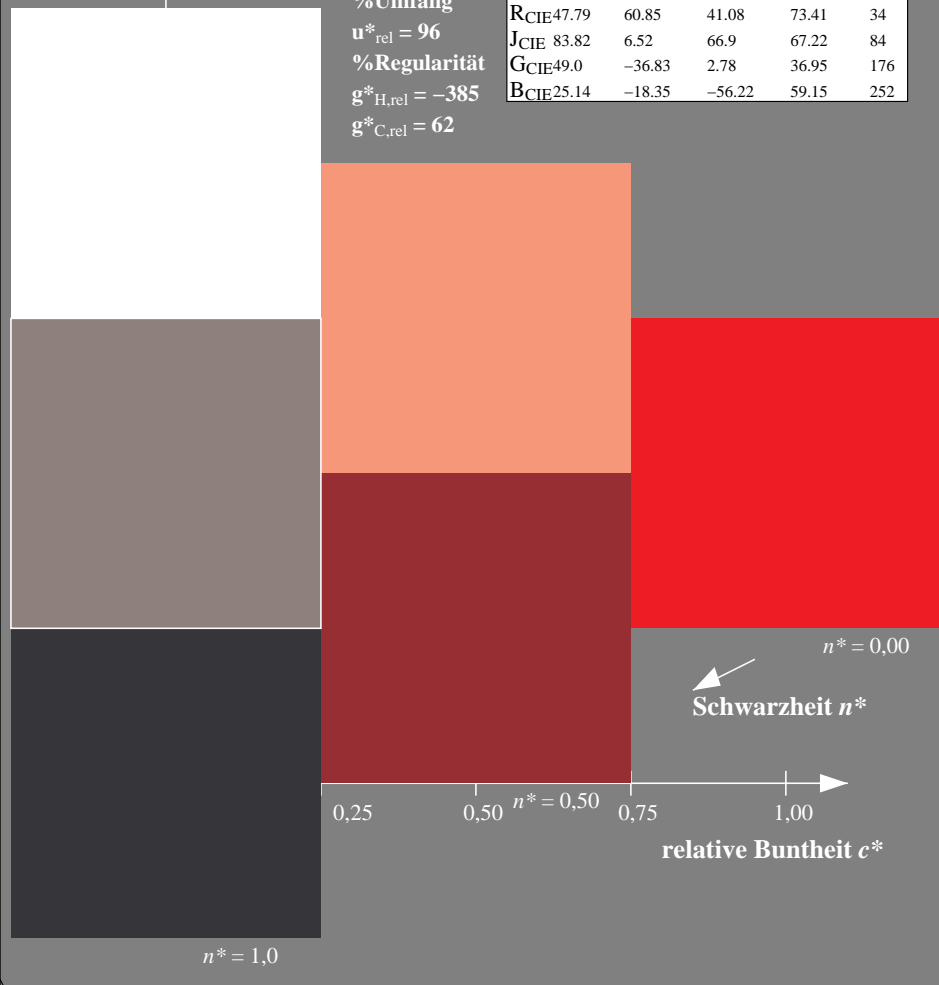
Dreiecks-Helligkeit  $t^*$



**ORS18; adaptierte CIELAB-Daten**

	$L^*=L^*_a$	$a^*_a$	$b^*_a$	$C^*_{ab,a}$	$h^*_{ab,a}$
OMa	47.94	64.42	50.58	81.9	38
YMa	92.62	2.41	86.36	86.39	88
LMa	50.9	-63.82	35.02	72.81	151
CMa	51.25	-53.68	-57.69	78.82	227
VMa	25.72	30.34	-44.37	53.76	304
MMa	56.25	70.59	7.57	70.99	6
NMa	18.11	0.0	0.0	0.0	0
WMa	95.6	0.0	0.0	0.0	0
RCIE	47.79	60.85	41.08	73.41	34
JCIE	83.82	6.52	66.9	67.22	84
GCIE	49.0	-36.83	2.78	36.95	176
BCIE	25.14	-18.35	-56.22	59.15	252

%Umfang  
 $u^*_{rel} = 96$   
 %Regularität  
 $g^*_{H,rel} = -385$   
 $g^*_{C,rel} = 62$



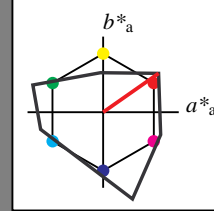
Schwarzheit  $n^*$   
 $n^* = 0,00$   
 $n^* = 0,50$   
 $n^* = 1,0$   
 relative Buntheit  $c^*$

Ausgabe: Farbmetrisches Fernseh-Licht-System TLS00

für Buntton  $h^* = lab^*h = 35/360 = 0.097$   
 $lab^*tch$  und  $lab^*nch$

A: Buntton O  
 LCH\*Ma: 66 90 35  
 olv\*Ma: 1.0 0.0 0.0

Dreiecks-Helligkeit  $t^*$



**TLS00; adaptierte CIELAB-Daten**

	$L^*=L^*_a$	$a^*_a$	$b^*_a$	$C^*_{ab,a}$	$h^*_{ab,a}$
OMa	65.56	73.34	51.39	89.55	35
YMa	94.78	-3.49	52.24	52.36	94
LMa	77.48	-92.97	36.0	99.71	159
CMa	78.36	-82.69	-22.74	85.77	195
VMa	12.55	38.81	-114.81	121.2	289
MMa	66.71	76.08	-29.8	81.71	339
NMa	0.01	0.0	0.0	0.0	0
WMa	95.41	0.0	0.0	0.0	0
RCIE	47.79	61.74	42.56	74.99	35
JCIE	83.82	7.06	70.78	71.13	84
GCIE	49.0	-35.95	4.34	36.22	173
BCIE	25.14	-17.24	-56.24	58.84	253

%Umfang  
 $u^*_{rel} = 141$   
 %Regularität  
 $g^*_{H,rel} = 39$   
 $g^*_{C,rel} = 43$

**relative Inform. Technology (IT)**

olvi3*	1.0	1.0	1.0	(1.0)
cmyn3*	0.0	0.0	0.0	(0.0)
olvi4*	1.0	1.0	1.0	1.0
cmyn4*	0.0	0.0	0.0	0.0

**standard and adapted CIELAB**

LAB*LAB	95.41	0.0	0.0
LAB*LABa	95.41	0.0	0.0
LAB*TCHa	99.99	0.01	-

**relative CIELAB lab\***

lab*lab	1.0	0.0	0.0
lab*tch	1.0	0.0	-
lab*nch	0.0	0.0	-

**relative Natural Colour (NC)**

lab*lrj	1.0	0.0	0.0
lab*tce	1.0	0.0	-
lab*nce	0.0	0.0	-

**relative Inform. Technology (IT)**

olvi3*	1.0	0.5	0.5	(1.0)
cmyn3*	0.0	0.5	0.5	(0.0)
olvi4*	1.0	0.5	0.5	1.0
cmyn4*	0.0	0.5	0.5	0.0

**standard and adapted CIELAB**

LAB*LAB	80.48	36.66	25.69
LAB*LABa	80.48	36.66	25.69
LAB*TCHa	75.0	44.77	35.02

**relative CIELAB lab\***

lab*lab	0.843	0.409	0.287
lab*tch	0.75	0.5	0.097
lab*nch	0.0	0.5	0.097

**relative Natural Colour (NC)**

lab*lrj	0.843	0.5	0.007
lab*tce	0.75	0.5	0.002
lab*nce	0.0	0.5	r00j

**relative Inform. Technology (IT)**

olvi3*	0.5	0.5	0.5	(1.0)
cmyn3*	0.5	0.5	0.5	(0.0)
olvi4*	1.0	1.0	1.0	0.5
cmyn4*	0.0	0.0	0.0	0.5

**standard and adapted CIELAB**

LAB*LAB	47.72	0.0	0.0
LAB*LABa	47.72	0.0	0.0
LAB*TCHa	50.0	0.01	-

**relative CIELAB lab\***

lab*lab	0.5	0.0	0.0
lab*tch	0.5	0.0	-
lab*nch	0.5	0.0	-

**relative Natural Colour (NC)**

lab*lrj	0.5	0.0	0.0
lab*tce	0.5	0.0	-
lab*nce	0.5	0.0	-

**relative Inform. Technology (IT)**

olvi3*	0.5	0.0	0.0	(1.0)
cmyn3*	0.5	1.0	1.0	(0.0)
olvi4*	1.0	0.5	0.5	0.5
cmyn4*	0.0	0.5	0.5	0.5

**standard and adapted CIELAB**

LAB*LAB	32.79	36.66	25.69
LAB*LABa	32.79	36.66	25.69
LAB*TCHa	25.01	44.77	35.02

**relative CIELAB lab\***

lab*lab	0.344	0.409	0.287
lab*tch	0.25	0.5	0.097
lab*nch	0.5	0.5	0.097

**relative Natural Colour (NC)**

lab*lrj	0.344	0.5	0.007
lab*tce	0.25	0.5	0.002
lab*nce	0.5	0.5	r00j

**relative Inform. Technology (IT)**

olvi3*	1.0	0.0	0.0	(1.0)
cmyn3*	0.0	1.0	1.0	(0.0)
olvi4*	1.0	0.0	0.0	1.0
cmyn4*	0.0	1.0	1.0	0.0

**standard and adapted CIELAB**

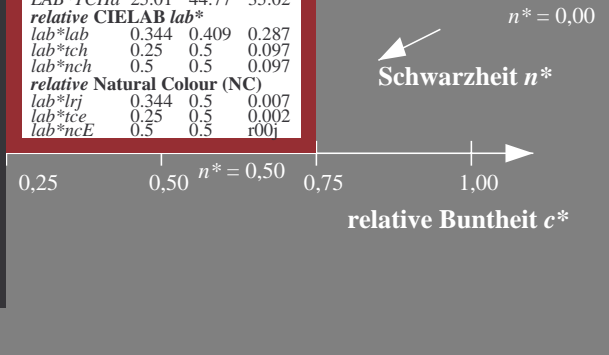
LAB*LAB	65.56	73.33	51.38
LAB*LABa	65.56	73.33	51.38
LAB*TCHa	50.0	89.53	35.02

**relative CIELAB lab\***

lab*lab	0.687	0.819	0.574
lab*tch	0.5	1.0	0.097
lab*nch	0.0	1.0	0.097

**relative Natural Colour (NC)**

lab*lrj	0.687	1.0	0.014
lab*tce	0.5	1.0	0.002
lab*nce	0.0	1.0	r00j



Schwarzheit  $n^*$   
 $n^* = 0,00$   
 $n^* = 0,50$   
 $n^* = 1,0$   
 relative Buntheit  $c^*$

Siehe ähnliche Dateien: <http://www.ps.bam.de/SG00/>  
 Technische Information: <http://www.ps.bam.de> Version 2.1, io=0,0

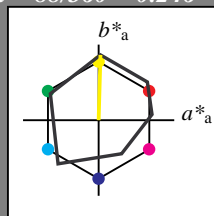
BAM-Registrierung: 20060101-SG00/10Q/Q00G00NP.PS/.PDF BAM-Material: Code=rh4ta  
 Anwendung für Beurteilung und Messung von Drucker- oder Monitorssystemen  
 /SG00 Form: I/10, Serie: I/1, Seite: 1  
 Seitenhang 1

Eingabe: Farbmétrisches Offset-Reflektiv-System ORS18

für Buntton  $h^* = lab^*h = 88/360 = 0.246$   
 $lab^*tch$  und  $lab^*nch$

A: Buntton Y  
 LCH\*Ma: 93 86 88  
 olv\*Ma: 1.0 1.0 0.0

Dreiecks-Helligkeit  $t^*$



**ORS18; adaptierte CIELAB-Daten**

	$L^*=L^*_a$	$a^*_a$	$b^*_a$	$C^*_{ab,a}$	$h^*_{ab,a}$
OMa	47.94	64.42	50.58	81.9	38
YMa	92.62	2.41	86.36	86.39	88
LMa	50.9	-63.82	35.02	72.81	151
CMa	51.25	-53.68	-57.69	78.82	227
VMa	25.72	30.34	-44.37	53.76	304
MMa	56.25	70.59	7.57	70.99	6
NMa	18.11	0.0	0.0	0.0	0
WMa	95.6	0.0	0.0	0.0	0
RCIE	47.79	60.85	41.08	73.41	34
JCIE	83.82	6.52	66.9	67.22	84
GCIE	49.0	-36.83	2.78	36.95	176
BCIE	25.14	-18.35	-56.22	59.15	252

%Umfang

$u^*_{rel} = 96$

%Regularität

$g^*_{H,rel} = -385$

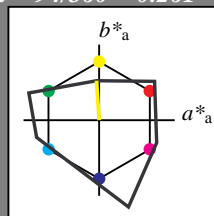
$g^*_{C,rel} = 62$

Ausgabe: Farbmétrisches Fernseh-Licht-System TLS00

für Buntton  $h^* = lab^*h = 94/360 = 0.261$   
 $lab^*tch$  und  $lab^*nch$

A: Buntton Y  
 LCH\*Ma: 95 52 94  
 olv\*Ma: 1.0 1.0 0.0

Dreiecks-Helligkeit  $t^*$



**TLS00; adaptierte CIELAB-Daten**

	$L^*=L^*_a$	$a^*_a$	$b^*_a$	$C^*_{ab,a}$	$h^*_{ab,a}$
OMa	65.56	73.34	51.39	89.55	35
YMa	94.78	-3.49	52.24	52.36	94
LMa	74.48	-92.97	36.0	99.71	159
CMa	78.36	-82.69	-22.74	85.77	195
VMa	12.55	38.81	-114.81	121.2	289
MMa	66.71	76.08	-29.8	81.71	339
NMa	0.01	0.0	0.0	0.0	0
WMa	95.41	0.0	0.0	0.0	0
RCIE	47.79	61.74	42.56	74.99	35
JCIE	83.82	7.06	70.78	71.13	84
GCIE	49.0	-35.95	4.34	36.22	173
BCIE	25.14	-17.24	-56.24	58.84	253

%Umfang

$u^*_{rel} = 141$

%Regularität

$g^*_{H,rel} = 39$

$g^*_{C,rel} = 43$

**relative Inform. Technology (IT)**  
 $olvi3^* \ 1.0 \ 1.0 \ 1.0 \ (1.0)$   
 $cmyn3^* \ 0.0 \ 0.0 \ 0.0 \ (0.0)$   
 $olvi4^* \ 1.0 \ 1.0 \ 1.0 \ 1.0$   
 $cmyn4^* \ 0.0 \ 0.0 \ 0.0 \ 0.0$

**standard and adapted CIELAB**  
 $LAB^*LAB \ 95.41 \ 0.0 \ 0.0$   
 $LAB^*LABa \ 95.41 \ 0.0 \ 0.0$   
 $LAB^*TCHa \ 99.99 \ 0.01 \ -$

**relative CIELAB lab\***  
 $lab^*lab \ 1.0 \ 0.0 \ 0.0$   
 $lab^*tch \ 1.0 \ 0.0 \ -$   
 $lab^*nch \ 0.0 \ 0.0 \ -$

**relative Natural Colour (NC)**  
 $lab^*lrj \ 1.0 \ 0.0 \ 0.0$   
 $lab^*tce \ 1.0 \ 0.0 \ -$   
 $lab^*nce \ 0.0 \ 0.0 \ -$

**relative Inform. Technology (IT)**  
 $olvi3^* \ 0.5 \ 0.5 \ 0.5 \ (1.0)$   
 $cmyn3^* \ 0.5 \ 0.5 \ 0.5 \ (0.0)$   
 $olvi4^* \ 1.0 \ 1.0 \ 1.0 \ 0.5$   
 $cmyn4^* \ 0.0 \ 0.0 \ 0.0 \ 0.5$

**standard and adapted CIELAB**  
 $LAB^*LAB \ 47.72 \ 0.0 \ 0.0$   
 $LAB^*LABa \ 47.72 \ 0.0 \ 0.0$   
 $LAB^*TCHa \ 50.0 \ 0.01 \ -$

**relative CIELAB lab\***  
 $lab^*lab \ 0.5 \ 0.0 \ 0.0$   
 $lab^*tch \ 0.5 \ 0.0 \ -$   
 $lab^*nch \ 0.5 \ 0.0 \ -$

**relative Natural Colour (NC)**  
 $lab^*lrj \ 0.5 \ 0.0 \ 0.0$   
 $lab^*tce \ 0.5 \ 0.0 \ -$   
 $lab^*nce \ 0.5 \ 0.0 \ -$

**relative Inform. Technology (IT)**  
 $olvi3^* \ 0.0 \ 0.0 \ 0.0 \ (1.0)$   
 $cmyn3^* \ 1.0 \ 1.0 \ 1.0 \ (0.0)$   
 $olvi4^* \ 1.0 \ 1.0 \ 1.0 \ 0.0$   
 $cmyn4^* \ 0.0 \ 0.0 \ 0.0 \ 1.0$

**standard and adapted CIELAB**  
 $LAB^*LAB \ 0.03 \ 0.0 \ 0.0$   
 $LAB^*LABa \ 0.03 \ 0.0 \ 0.0$   
 $LAB^*TCHa \ 0.01 \ 0.01 \ -$

**relative CIELAB lab\***  
 $lab^*lab \ 0.0 \ 0.0 \ 0.0$   
 $lab^*tch \ 0.0 \ 0.0 \ -$   
 $lab^*nch \ 1.0 \ 0.0 \ -$

**relative Natural Colour (NC)**  
 $lab^*lrj \ 0.0 \ 0.0 \ 0.0$   
 $lab^*tce \ 0.0 \ 0.0 \ -$   
 $lab^*nce \ 1.0 \ 0.0 \ -$

**relative Inform. Technology (IT)**  
 $olvi3^* \ 1.0 \ 1.0 \ 0.5 \ (1.0)$   
 $cmyn3^* \ 0.0 \ 0.0 \ 0.5 \ (0.0)$   
 $olvi4^* \ 1.0 \ 1.0 \ 0.5 \ 1.0$   
 $cmyn4^* \ 0.0 \ 0.0 \ 0.5 \ 0.0$

**standard and adapted CIELAB**  
 $LAB^*LAB \ 95.09 \ -1.74 \ 26.11$   
 $LAB^*LABa \ 95.09 \ -1.74 \ 26.11$   
 $LAB^*TCHa \ 75.0 \ 26.17 \ 93.83$

**relative CIELAB lab\***  
 $lab^*lab \ 0.997 \ -0.032 \ 0.499$   
 $lab^*tch \ 0.75 \ 0.5 \ 0.261$   
 $lab^*nch \ 0.0 \ 0.5 \ 0.261$

**relative Natural Colour (NC)**  
 $lab^*lrj \ 0.997 \ -0.083 \ 0.493$   
 $lab^*tce \ 0.75 \ 0.5 \ 0.277$   
 $lab^*nce \ 0.0 \ 0.5 \ j10g$

**relative Inform. Technology (IT)**  
 $olvi3^* \ 0.5 \ 0.5 \ 0.0 \ (1.0)$   
 $cmyn3^* \ 0.5 \ 0.5 \ 1.0 \ (0.0)$   
 $olvi4^* \ 1.0 \ 1.0 \ 0.5 \ 0.5$   
 $cmyn4^* \ 0.0 \ 0.0 \ 0.5 \ 0.5$

**standard and adapted CIELAB**  
 $LAB^*LAB \ 47.4 \ -1.74 \ 26.11$   
 $LAB^*LABa \ 47.4 \ -1.74 \ 26.11$   
 $LAB^*TCHa \ 25.01 \ 26.17 \ 93.83$

**relative CIELAB lab\***  
 $lab^*lab \ 0.497 \ -0.032 \ 0.499$   
 $lab^*tch \ 0.25 \ 0.5 \ 0.261$   
 $lab^*nch \ 0.5 \ 0.5 \ 0.261$

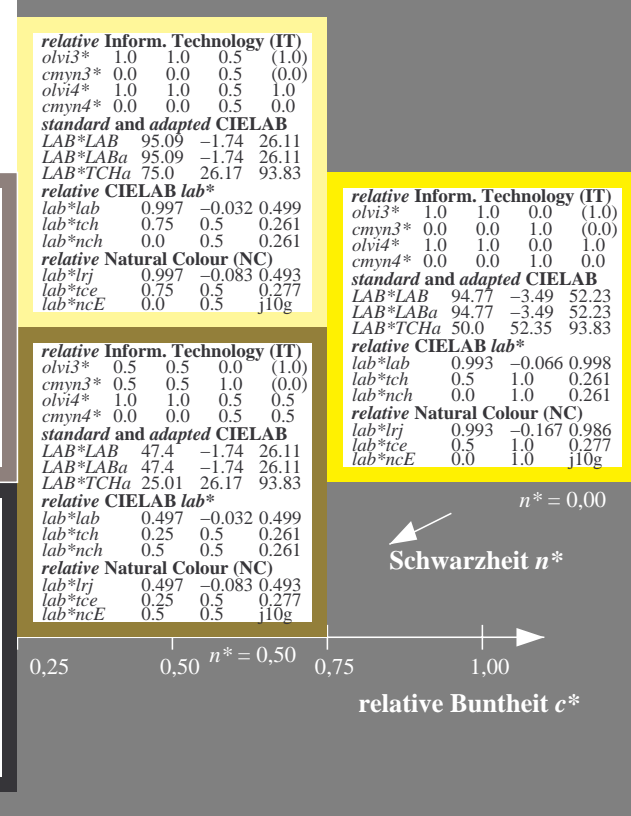
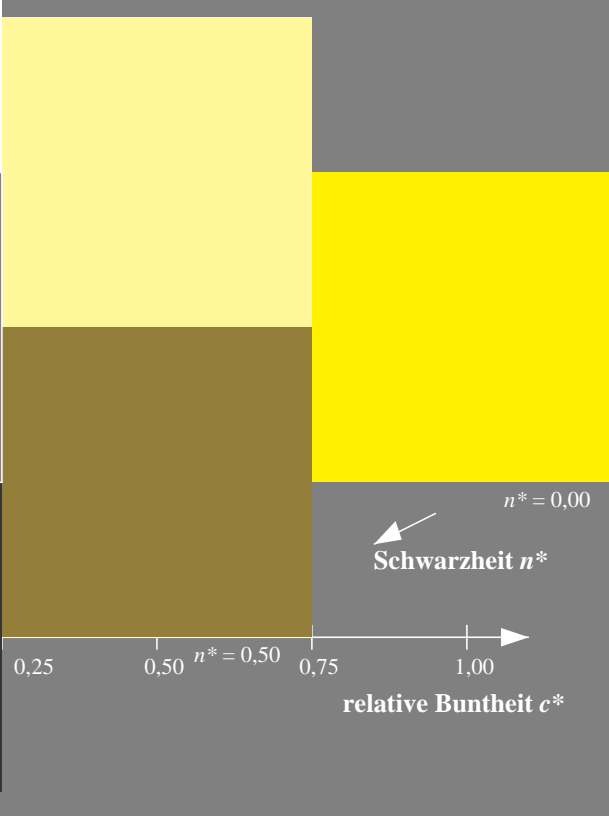
**relative Natural Colour (NC)**  
 $lab^*lrj \ 0.497 \ -0.083 \ 0.493$   
 $lab^*tce \ 0.25 \ 0.5 \ 0.277$   
 $lab^*nce \ 0.5 \ 0.5 \ j10g$

**relative Inform. Technology (IT)**  
 $olvi3^* \ 1.0 \ 1.0 \ 0.0 \ (1.0)$   
 $cmyn3^* \ 0.0 \ 0.0 \ 1.0 \ (0.0)$   
 $olvi4^* \ 1.0 \ 1.0 \ 0.0 \ 1.0$   
 $cmyn4^* \ 0.0 \ 0.0 \ 1.0 \ 0.0$

**standard and adapted CIELAB**  
 $LAB^*LAB \ 94.77 \ -3.49 \ 52.23$   
 $LAB^*LABa \ 94.77 \ -3.49 \ 52.23$   
 $LAB^*TCHa \ 50.0 \ 52.35 \ 93.83$

**relative CIELAB lab\***  
 $lab^*lab \ 0.993 \ -0.066 \ 0.998$   
 $lab^*tch \ 0.5 \ 1.0 \ 0.261$   
 $lab^*nch \ 0.0 \ 1.0 \ 0.261$

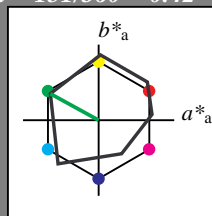
**relative Natural Colour (NC)**  
 $lab^*lrj \ 0.993 \ -0.167 \ 0.986$   
 $lab^*tce \ 0.5 \ 1.0 \ 0.277$   
 $lab^*nce \ 0.0 \ 1.0 \ j10g$



**Eingabe: Farbmétrisches Offset-Reflektiv-System ORS18**

für Buntton  $h^* = lab^*h = 151/360 = 0.42$   
 $lab^*tch$  und  $lab^*nch$

A: Buntton L  
 LCH\*Ma: 51 73 151  
 olv\*Ma: 0.0 1.0 0.0  
 Dreiecks-Helligkeit  $t^*$



**ORS18; adaptierte CIELAB-Daten**

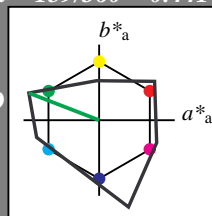
	$L^*=L^*_a$	$a^*_a$	$b^*_a$	$C^*_{ab,a}$	$h^*_{ab,a}$
OMa	47.94	64.42	50.58	81.9	38
YMa	92.62	2.41	86.36	86.39	88
LMa	50.9	-63.82	35.02	72.81	151
CMa	51.25	-53.68	-57.69	78.82	227
VMa	25.72	30.34	-44.37	53.76	304
MMa	56.25	70.59	7.57	70.99	6
NMa	18.11	0.0	0.0	0.0	0
WMa	95.6	0.0	0.0	0.0	0
RCIE	47.79	60.85	41.08	73.41	34
JCIE	83.82	6.52	66.9	67.22	84
GCIE	49.0	-36.83	2.78	36.95	176
BCIE	25.14	-18.35	-56.22	59.15	252

%Umfang  
 $u^*_{rel} = 96$   
 %Regularität  
 $g^*_{H,rel} = -385$   
 $g^*_{C,rel} = 62$

**Ausgabe: Farbmétrisches Fernseh-Licht-System TLS00**

für Buntton  $h^* = lab^*h = 159/360 = 0.441$   
 $lab^*tch$  und  $lab^*nch$

A: Buntton L  
 LCH\*Ma: 77 100 159  
 olv\*Ma: 0.0 1.0 0.0  
 Dreiecks-Helligkeit  $t^*$



**TLS00; adaptierte CIELAB-Daten**

	$L^*=L^*_a$	$a^*_a$	$b^*_a$	$C^*_{ab,a}$	$h^*_{ab,a}$
OMa	65.56	73.34	51.39	89.55	35
YMa	94.78	-3.49	52.24	52.36	94
LMa	77.48	-92.97	36.0	99.71	159
CMa	78.36	-82.69	-22.74	85.77	195
VMa	12.55	38.81	-114.81	121.2	289
MMa	66.71	76.08	-29.8	81.71	339
NMa	0.01	0.0	0.0	0.0	0
WMa	95.41	0.0	0.0	0.0	0
RCIE	47.79	61.74	42.56	74.99	35
JCIE	83.82	7.06	70.78	71.13	84
GCIE	49.0	-35.95	4.34	36.22	173
BCIE	25.14	-17.24	-56.24	58.84	253

%Umfang  
 $u^*_{rel} = 141$   
 %Regularität  
 $g^*_{H,rel} = 39$   
 $g^*_{C,rel} = 43$

**relative Inform. Technology (IT)**

olvi3*	1.0	1.0	1.0	(1.0)
cmyn3*	0.0	0.0	0.0	(0.0)
olvi4*	1.0	1.0	1.0	1.0
cmyn4*	0.0	0.0	0.0	0.0

**standard and adapted CIELAB**

LAB*LAB	95.41	0.0	0.0
LAB*LABa	95.41	0.0	0.0
LAB*TCHa	99.99	0.01	-

**relative CIELAB lab\***

lab*lab	1.0	0.0	0.0
lab*tch	1.0	0.0	-
lab*nch	0.0	0.0	-

**relative Natural Colour (NC)**

lab*lrj	1.0	0.0	0.0
lab*tce	1.0	0.0	-
lab*nce	0.0	0.0	-

**relative Inform. Technology (IT)**

olvi3*	0.5	1.0	0.5	(1.0)
cmyn3*	0.5	0.0	0.5	(0.0)
olvi4*	0.5	1.0	0.5	1.0
cmyn4*	0.5	0.0	0.5	0.0

**standard and adapted CIELAB**

LAB*LAB	86.44	-46.47	18.0
LAB*LABa	86.44	-46.47	18.0
LAB*TCHa	75.0	49.84	158.83

**relative CIELAB lab\***

lab*lab	0.906	-0.465	0.18
lab*tch	0.75	0.5	0.441
lab*nch	0.0	0.5	0.441

**relative Natural Colour (NC)**

lab*lrj	0.906	-0.483	0.125
lab*tce	0.75	0.5	0.46
lab*nce	0.0	0.5	0.83g

**relative Inform. Technology (IT)**

olvi3*	0.5	0.5	0.5	(1.0)
cmyn3*	0.5	0.5	0.5	(0.0)
olvi4*	1.0	1.0	1.0	0.5
cmyn4*	0.0	0.0	0.0	0.5

**standard and adapted CIELAB**

LAB*LAB	47.72	0.0	0.0
LAB*LABa	47.72	0.0	0.0
LAB*TCHa	50.0	0.01	-

**relative CIELAB lab\***

lab*lab	0.5	0.0	0.0
lab*tch	0.5	0.0	-
lab*nch	0.5	0.0	-

**relative Natural Colour (NC)**

lab*lrj	0.5	0.0	0.0
lab*tce	0.5	0.0	-
lab*nce	0.5	0.0	-

**relative Inform. Technology (IT)**

olvi3*	0.0	0.5	0.0	(1.0)
cmyn3*	1.0	0.5	1.0	(0.0)
olvi4*	0.5	1.0	0.5	0.5
cmyn4*	0.5	0.0	0.5	0.5

**standard and adapted CIELAB**

LAB*LAB	38.75	-46.47	18.0
LAB*LABa	38.75	-46.47	18.0
LAB*TCHa	25.01	49.84	158.83

**relative CIELAB lab\***

lab*lab	0.406	-0.465	0.18
lab*tch	0.25	0.5	0.441
lab*nch	0.5	0.5	0.441

**relative Natural Colour (NC)**

lab*lrj	0.406	-0.483	0.125
lab*tce	0.25	0.5	0.46
lab*nce	0.5	0.5	0.83g

**relative Inform. Technology (IT)**

olvi3*	0.0	1.0	0.0	(1.0)
cmyn3*	1.0	0.0	1.0	(0.0)
olvi4*	0.0	1.0	0.0	1.0
cmyn4*	1.0	0.0	1.0	0.0

**standard and adapted CIELAB**

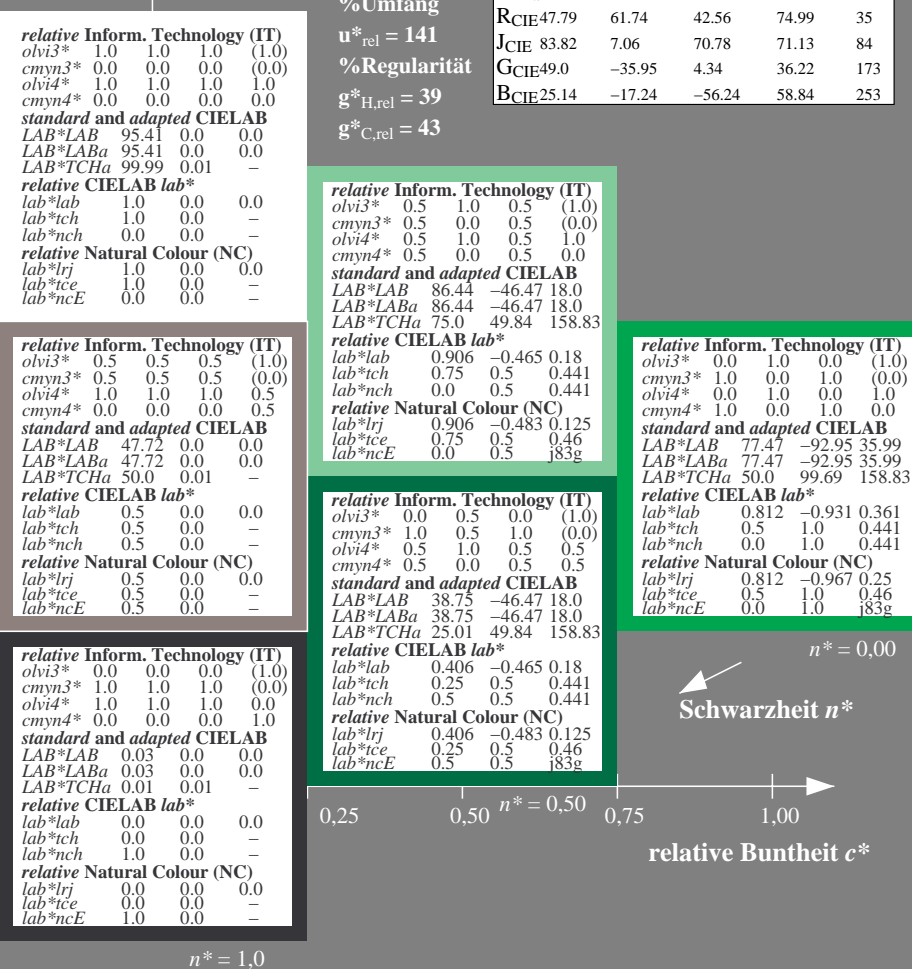
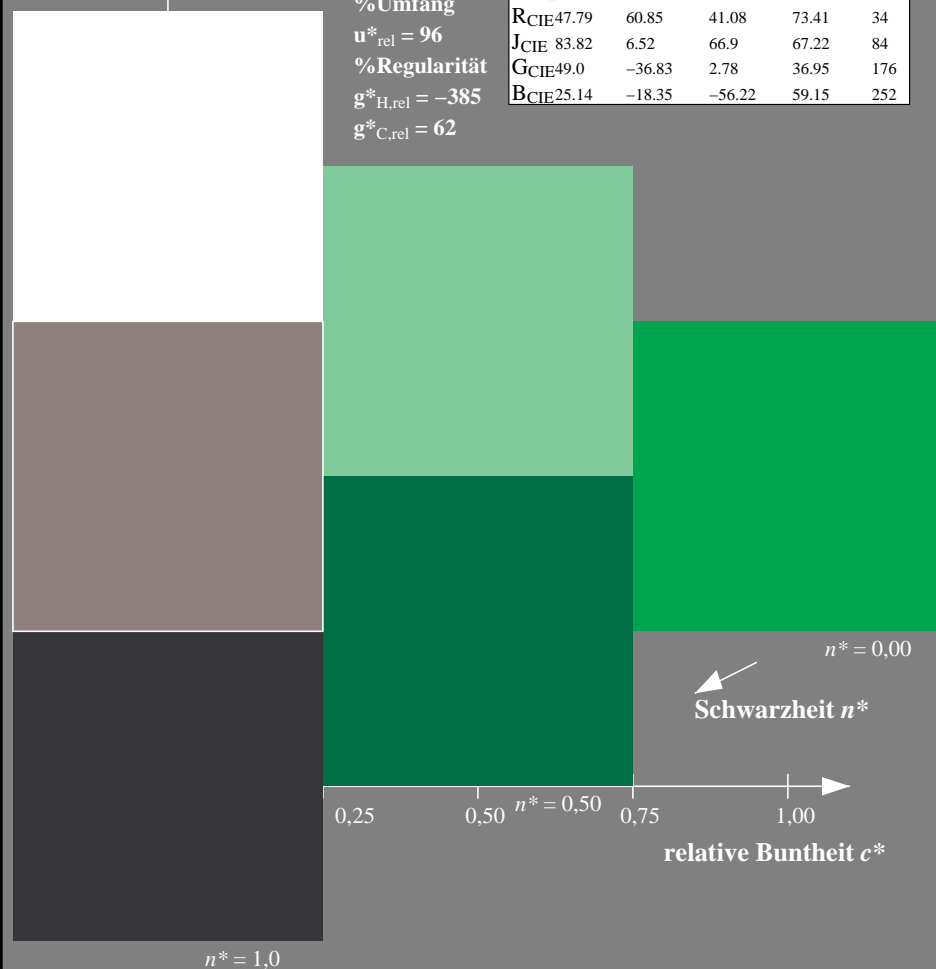
LAB*LAB	77.47	-92.95	35.99
LAB*LABa	77.47	-92.95	35.99
LAB*TCHa	50.0	99.69	158.83

**relative CIELAB lab\***

lab*lab	0.812	-0.931	0.361
lab*tch	0.5	1.0	0.441
lab*nch	0.0	1.0	0.441

**relative Natural Colour (NC)**

lab*lrj	0.812	-0.967	0.25
lab*tce	0.5	1.0	0.46
lab*nce	0.0	1.0	0.83g



SG000-7, 3 stufige Reihen für konstanten CIELAB Buntton 151/360 = 0.42 (links)

3 stufige Reihen für konstanten CIELAB Buntton 159/360 = 0.441 (rechts)

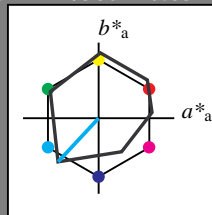
BAM-Prüfvorlage SG00; Farbmétrik-Systeme ORS18 & TLS00 input: *cmY0\* setcmykcolor*

A: 3stufige Farbreihen und Koordinatendaten für 10 Bunttöne output: *no change compared to input*

Eingabe: Farbmétrisches Offset-Reflektiv-System ORS18

für Buntton  $h^* = lab^*h = 227/360 = 0.631$   
 $lab^*tch$  und  $lab^*nch$

A: Buntton C  
 LCH\*Ma: 51 79 227  
 olv\*Ma: 0.0 1.0 1.0  
 Dreiecks-Helligkeit  $t^*$



**ORS18; adaptierte CIELAB-Daten**

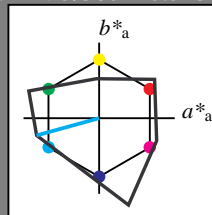
	$L^*=L^*_a$	$a^*_a$	$b^*_a$	$C^*_{ab,a}$	$h^*_{ab,a}$
OMa	47.94	64.42	50.58	81.9	38
YMa	92.62	2.41	86.36	86.39	88
LMa	50.9	-63.82	35.02	72.81	151
CMa	51.25	-53.68	-57.69	78.82	227
VMa	25.72	30.34	-44.37	53.76	304
MMa	56.25	70.59	7.57	70.99	6
NMa	18.11	0.0	0.0	0.0	0
WMa	95.6	0.0	0.0	0.0	0
RCIE	47.79	60.85	41.08	73.41	34
JCIE	83.82	6.52	66.9	67.22	84
GCIE	49.0	-36.83	2.78	36.95	176
BCIE	25.14	-18.35	-56.22	59.15	252

%Umfang  
 $u^*_{rel} = 96$   
 %Regularität  
 $g^*_{H,rel} = -385$   
 $g^*_{C,rel} = 62$

Ausgabe: Farbmétrisches Fernseh-Licht-System TLS00

für Buntton  $h^* = lab^*h = 195/360 = 0.543$   
 $lab^*tch$  und  $lab^*nch$

A: Buntton C  
 LCH\*Ma: 78 86 195  
 olv\*Ma: 0.0 1.0 1.0  
 Dreiecks-Helligkeit  $t^*$



**TLS00; adaptierte CIELAB-Daten**

	$L^*=L^*_a$	$a^*_a$	$b^*_a$	$C^*_{ab,a}$	$h^*_{ab,a}$
OMa	65.56	73.34	51.39	89.55	35
YMa	94.78	-3.49	52.24	52.36	94
LMa	77.48	-92.97	36.0	99.71	159
CMa	78.36	-82.69	-22.74	85.77	195
VMa	12.55	38.81	-114.81	121.2	289
MMa	66.71	76.08	-29.8	81.71	339
NMa	0.01	0.0	0.0	0.0	0
WMa	95.41	0.0	0.0	0.0	0
RCIE	47.79	61.74	42.56	74.99	35
JCIE	83.82	7.06	70.78	71.13	84
GCIE	49.0	-35.95	4.34	36.22	173
BCIE	25.14	-17.24	-56.24	58.84	253

%Umfang  
 $u^*_{rel} = 141$   
 %Regularität  
 $g^*_{H,rel} = 39$   
 $g^*_{C,rel} = 43$

**relative Inform. Technology (IT)**

olvi3*	1.0	1.0	1.0	(1.0)
cmyn3*	0.0	0.0	0.0	(0.0)
olvi4*	1.0	1.0	1.0	1.0
cmyn4*	0.0	0.0	0.0	0.0

**standard and adapted CIELAB**

LAB*LAB	95.41	0.0	0.0
LAB*LABa	95.41	0.0	0.0
LAB*TCHa	99.99	0.01	-

**relative CIELAB lab\***

lab*lab	1.0	0.0	0.0
lab*tch	1.0	0.0	-
lab*nch	0.0	0.0	-

**relative Natural Colour (NC)**

lab*lrj	1.0	0.0	0.0
lab*tce	1.0	0.0	-
lab*nce	0.0	0.0	-

**relative Inform. Technology (IT)**

olvi3*	0.5	1.0	1.0	(1.0)
cmyn3*	0.5	0.0	0.0	(0.0)
olvi4*	0.5	1.0	1.0	1.0
cmyn4*	0.5	0.0	0.0	0.0

**standard and adapted CIELAB**

LAB*LAB	86.88	-41.33	-11.36
LAB*LABa	86.88	-41.33	-11.36
LAB*TCHa	75.0	42.88	195.38

**relative CIELAB lab\***

lab*lab	0.911	-0.481	-0.132
lab*tch	0.75	0.5	0.543
lab*nch	0.0	0.5	0.543

**relative Natural Colour (NC)**

lab*lrj	0.911	-0.452	-0.211
lab*tce	0.75	0.5	0.57
lab*nce	0.0	0.5	g27b

**relative Inform. Technology (IT)**

olvi3*	0.0	1.0	1.0	(1.0)
cmyn3*	1.0	0.0	0.0	(0.0)
olvi4*	0.0	1.0	1.0	1.0
cmyn4*	1.0	0.0	0.0	0.0

**standard and adapted CIELAB**

LAB*LAB	78.35	-82.67	-22.74
LAB*LABa	78.35	-82.67	-22.74
LAB*TCHa	50.0	85.75	195.38

**relative CIELAB lab\***

lab*lab	0.821	-0.963	-0.264
lab*tch	0.5	1.0	0.543
lab*nch	0.0	1.0	0.543

**relative Natural Colour (NC)**

lab*lrj	0.821	-0.904	-0.423
lab*tce	0.5	1.0	0.57
lab*nce	0.0	1.0	g27b

**relative Inform. Technology (IT)**

olvi3*	0.5	0.5	0.5	(1.0)
cmyn3*	0.5	0.5	0.5	(0.0)
olvi4*	1.0	1.0	1.0	0.5
cmyn4*	0.0	0.0	0.0	0.5

**standard and adapted CIELAB**

LAB*LAB	47.72	0.0	0.0
LAB*LABa	47.72	0.0	0.0
LAB*TCHa	50.0	0.01	-

**relative CIELAB lab\***

lab*lab	0.5	0.0	0.0
lab*tch	0.5	0.0	-
lab*nch	0.5	0.0	-

**relative Natural Colour (NC)**

lab*lrj	0.5	0.0	0.0
lab*tce	0.5	0.0	-
lab*nce	0.5	0.0	-

**relative Inform. Technology (IT)**

olvi3*	0.0	0.5	0.5	(1.0)
cmyn3*	1.0	0.5	0.5	(0.0)
olvi4*	0.5	1.0	1.0	0.5
cmyn4*	0.5	0.0	0.0	0.5

**standard and adapted CIELAB**

LAB*LAB	39.19	-41.33	-11.36
LAB*LABa	39.19	-41.33	-11.36
LAB*TCHa	25.01	42.88	195.38

**relative CIELAB lab\***

lab*lab	0.411	-0.481	-0.132
lab*tch	0.25	0.5	0.543
lab*nch	0.5	0.5	0.543

**relative Natural Colour (NC)**

lab*lrj	0.411	-0.452	-0.211
lab*tce	0.25	0.5	0.57
lab*nce	0.5	0.5	g27b

**relative Inform. Technology (IT)**

olvi3*	0.0	0.0	0.0	(1.0)
cmyn3*	1.0	1.0	1.0	(0.0)
olvi4*	1.0	1.0	1.0	0.0
cmyn4*	0.0	0.0	0.0	1.0

**standard and adapted CIELAB**

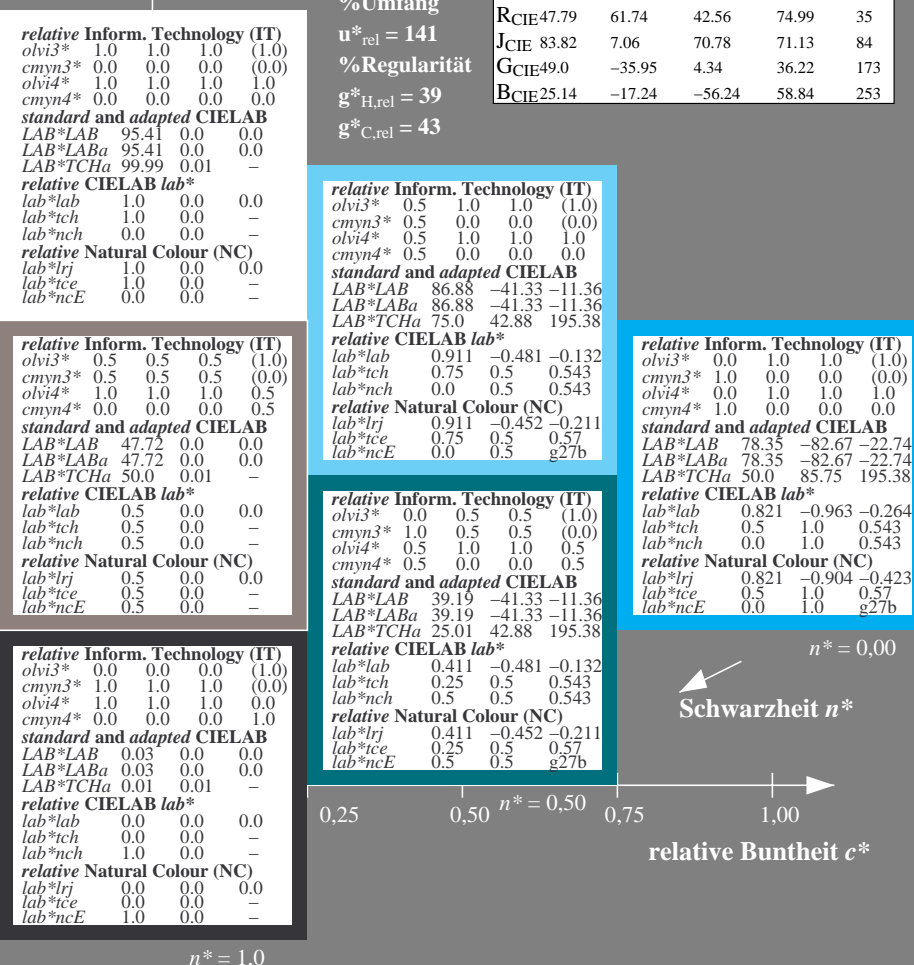
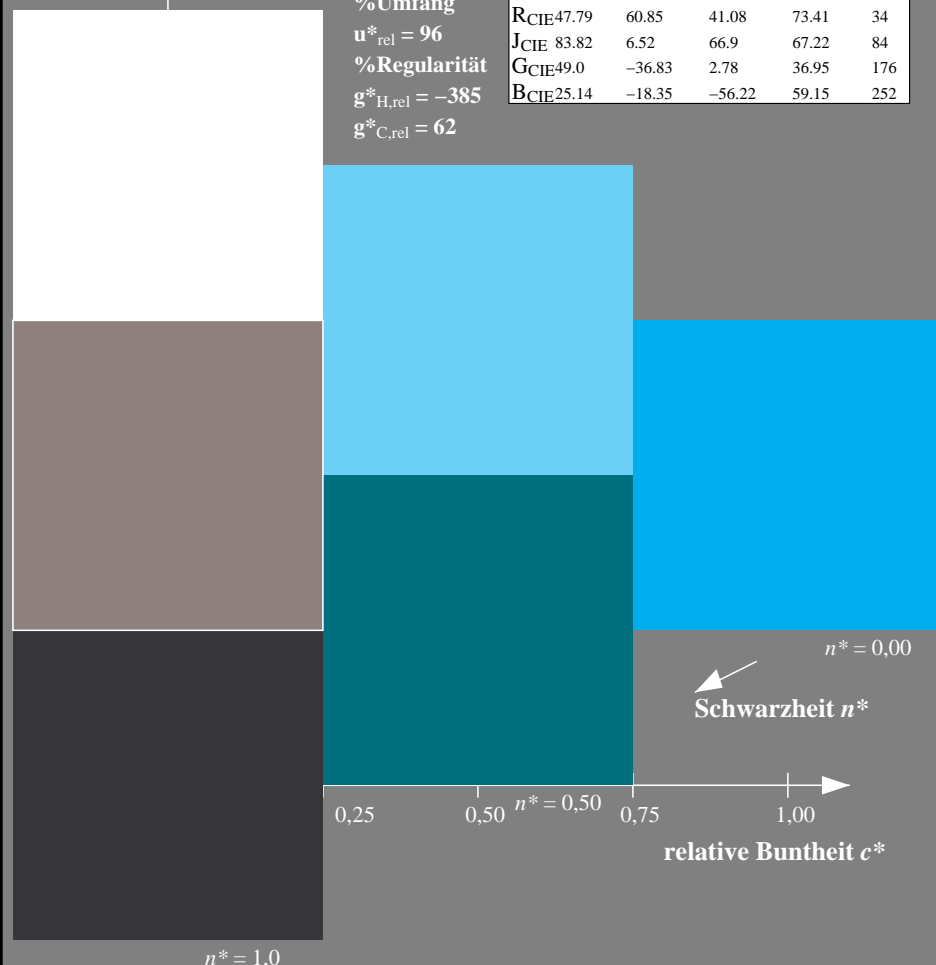
LAB*LAB	0.03	0.0	0.0
LAB*LABa	0.03	0.0	0.0
LAB*TCHa	0.01	0.01	-

**relative CIELAB lab\***

lab*lab	0.0	0.0	0.0
lab*tch	0.0	0.0	-
lab*nch	1.0	0.0	-

**relative Natural Colour (NC)**

lab*lrj	0.0	0.0	0.0
lab*tce	0.0	0.0	-
lab*nce	1.0	0.0	-



SG000-7, 3 stufige Reihen für konstanten CIELAB Buntton 227/360 = 0.631 (links)

3 stufige Reihen für konstanten CIELAB Buntton 195/360 = 0.543 (rechts)

BAM-Prüfvorlage SG00; Farbmétrik-Systeme ORS18 & TLS00 input: *cmY0\* setcmykcolor*

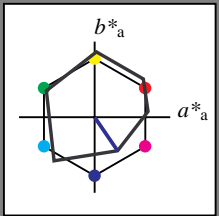
A: 3stufige Farbreihen und Koordinatendaten für 10 Bunttöne output: *no change compared to input*



Eingabe: Farbmétrisches Offset-Reflektiv-System ORS18

für Buntton  $h^* = lab^*h = 304/360 = 0.845$   
 $lab^*tch$  und  $lab^*nch$


A: Buntton V  
 LCH\*Ma: 26 54 304  
 olv\*Ma: 0.0 0.0 1.0  
 Dreiecks-Helligkeit  $t^*$



**ORS18; adaptierte CIELAB-Daten**

	$L^*=L^*_a$	$a^*_a$	$b^*_a$	$C^*_{ab,a}$	$h^*_{ab,a}$
OMa	47.94	64.42	50.58	81.9	38
YMa	92.62	2.41	86.36	86.39	88
LMa	50.9	-63.82	35.02	72.81	151
CMa	51.25	-53.68	-57.69	78.82	227
VMa	25.72	30.34	-44.37	53.76	304
MMa	56.25	70.59	7.57	70.99	6
NMa	18.11	0.0	0.0	0.0	0
WMa	95.6	0.0	0.0	0.0	0
RCIE	47.79	60.85	41.08	73.41	34
JCIE	83.82	6.52	66.9	67.22	84
GCIE	49.0	-36.83	2.78	36.95	176
BCIE	25.14	-18.35	-56.22	59.15	252

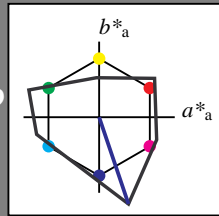
%Umfang  
 $u^*_{rel} = 96$   
 %Regularität  
 $g^*_{H,rel} = -385$   
 $g^*_{C,rel} = 62$



Ausgabe: Farbmétrisches Fernseh-Licht-System TLS00

für Buntton  $h^* = lab^*h = 289/360 = 0.802$   
 $lab^*tch$  und  $lab^*nch$

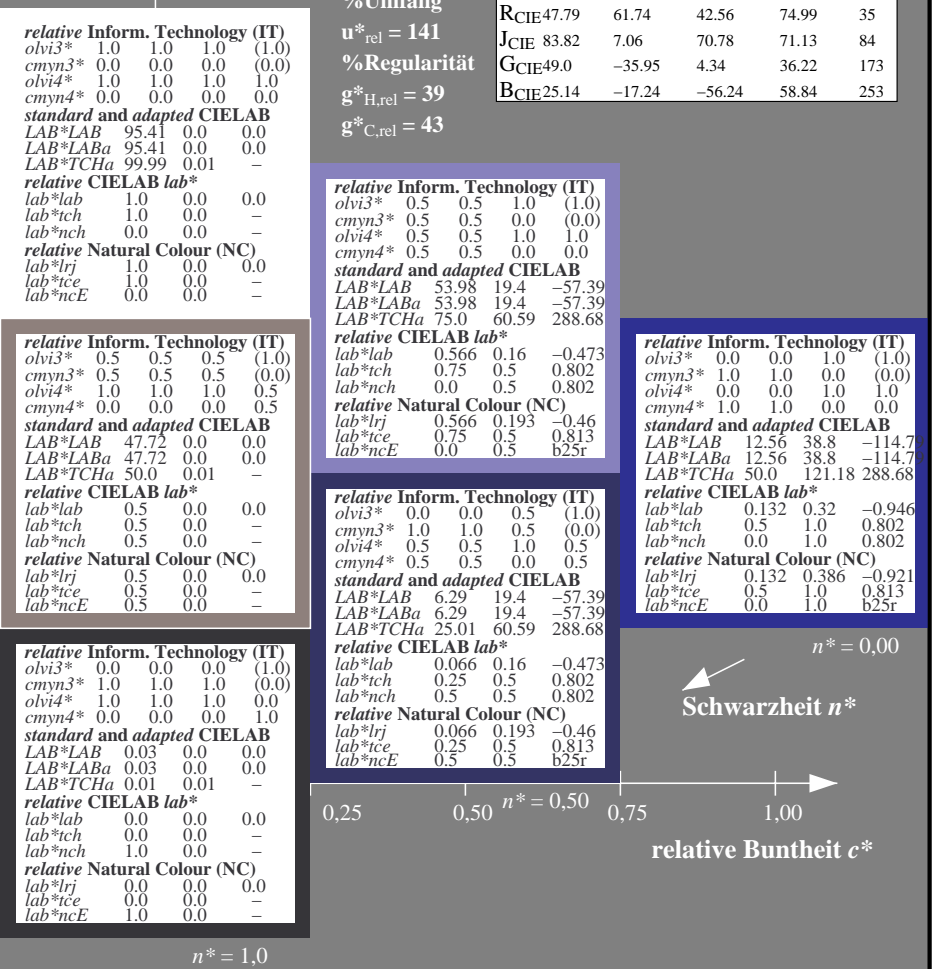
A: Buntton V  
 LCH\*Ma: 13 121 289  
 olv\*Ma: 0.0 0.0 1.0  
 Dreiecks-Helligkeit  $t^*$



**TLS00; adaptierte CIELAB-Daten**

	$L^*=L^*_a$	$a^*_a$	$b^*_a$	$C^*_{ab,a}$	$h^*_{ab,a}$
OMa	65.56	73.34	51.39	89.55	35
YMa	94.78	-3.49	52.24	52.36	94
LMa	77.48	-92.97	36.0	99.71	159
CMa	78.36	-82.69	-22.74	85.77	195
VMa	12.55	38.81	-114.81	121.2	289
MMa	66.71	76.08	-29.8	81.71	339
NMa	0.01	0.0	0.0	0.0	0
WMa	95.41	0.0	0.0	0.0	0
RCIE	47.79	61.74	42.56	74.99	35
JCIE	83.82	7.06	70.78	71.13	84
GCIE	49.0	-35.95	4.34	36.22	173
BCIE	25.14	-17.24	-56.24	58.84	253

%Umfang  
 $u^*_{rel} = 141$   
 %Regularität  
 $g^*_{H,rel} = 39$   
 $g^*_{C,rel} = 43$



Siehe ähnliche Dateien: <http://www.ps.bam.de/SG00/>  
 Technische Information: <http://www.ps.bam.de> Version 2.1, io=0,0

BAM-Registrierung: 20060101-SG00/10Q/Q00G04NP.PS/.PDF BAM-Material: Code=rh4ta  
 Anwendung für Beurteilung und Messung von Drucker- oder Monitorssystemen  
 /SG00 Form: 5/10, Serie: 1/1, Seite: 5  
 Seitenlung 5

SG000-7, 3 stufige Reihen für konstanten CIELAB Buntton 304/360 = 0.845 (links)

3 stufige Reihen für konstanten CIELAB Buntton 289/360 = 0.802 (rechts)

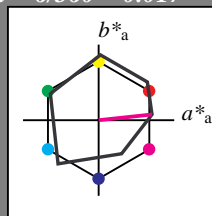
BAM-Prüfvorlage SG00; Farbmétrik-Systeme ORS18 & TLS00 input:  $cmY0^* setcmykcolor$   
 A: 3stufige Farbreihen und Koordinatendaten für 10 Bunttöne output: no change compared to input

Eingabe: Farbmétrisches Offset-Reflektiv-System ORS18

für Buntton  $h^* = lab^*h = 6/360 = 0.017$   
 $lab^*tch$  und  $lab^*nch$

A: Buntton M  
 LCH\*Ma: 56 71 6  
 olv\*Ma: 1.0 0.0 1.0

Dreiecks-Helligkeit  $t^*$



**ORS18; adaptierte CIELAB-Daten**

	$L^*=L^*_a$	$a^*_a$	$b^*_a$	$C^*_{ab,a}$	$h^*_{ab,a}$
OMa	47.94	64.42	50.58	81.9	38
YMa	92.62	2.41	86.36	86.39	88
LMa	50.9	-63.82	35.02	72.81	151
CMa	51.25	-53.68	-57.69	78.82	227
VMa	25.72	30.34	-44.37	53.76	304
MMa	56.25	70.59	7.57	70.99	6
NMa	18.11	0.0	0.0	0.0	0
WMa	95.6	0.0	0.0	0.0	0
RCIE	47.79	60.85	41.08	73.41	34
JCIE	83.82	6.52	66.9	67.22	84
GCIE	49.0	-36.83	2.78	36.95	176
BCIE	25.14	-18.35	-56.22	59.15	252

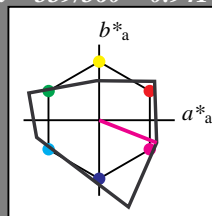
%Umfang  
 $u^*_{rel} = 96$   
 %Regularität  
 $g^*_{H,rel} = -385$   
 $g^*_{C,rel} = 62$

Ausgabe: Farbmétrisches Fernseh-Licht-System TLS00

für Buntton  $h^* = lab^*h = 339/360 = 0.941$   
 $lab^*tch$  und  $lab^*nch$

A: Buntton M  
 LCH\*Ma: 67 82 339  
 olv\*Ma: 1.0 0.0 1.0

Dreiecks-Helligkeit  $t^*$



**TLS00; adaptierte CIELAB-Daten**

	$L^*=L^*_a$	$a^*_a$	$b^*_a$	$C^*_{ab,a}$	$h^*_{ab,a}$
OMa	65.56	73.34	51.39	89.55	35
YMa	94.78	-3.49	52.24	52.36	94
LMa	77.48	-92.97	36.0	99.71	159
CMa	78.36	-82.69	-22.74	85.77	195
VMa	12.55	38.81	-114.81	121.2	289
MMa	66.71	76.08	-29.8	81.71	339
NMa	0.01	0.0	0.0	0.0	0
WMa	95.41	0.0	0.0	0.0	0
RCIE	47.79	61.74	42.56	74.99	35
JCIE	83.82	7.06	70.78	71.13	84
GCIE	49.0	-35.95	4.34	36.22	173
BCIE	25.14	-17.24	-56.24	58.84	253

%Umfang  
 $u^*_{rel} = 141$   
 %Regularität  
 $g^*_{H,rel} = 39$   
 $g^*_{C,rel} = 43$

**relative Inform. Technology (IT)**  
 $olvi3^* 1.0 1.0 1.0 (1.0)$   
 $cmyn3^* 0.0 0.0 0.0 (0.0)$   
 $olvi4^* 1.0 1.0 1.0 1.0$   
 $cmyn4^* 0.0 0.0 0.0 0.0$

**standard and adapted CIELAB**  
 $LAB^*LAB 95.41 0.0 0.0$   
 $LAB^*LABa 95.41 0.0 0.0$   
 $LAB^*TCHa 99.99 0.01 -$

**relative CIELAB lab\***  
 $lab^*lab 1.0 0.0 0.0$   
 $lab^*tch 1.0 0.0 -$   
 $lab^*nch 0.0 0.0 -$

**relative Natural Colour (NC)**  
 $lab^*lrj 1.0 0.0 0.0$   
 $lab^*tce 1.0 0.0 -$   
 $lab^*nce 0.0 0.0 -$

**relative Inform. Technology (IT)**  
 $olvi3^* 0.5 0.5 0.5 (1.0)$   
 $cmyn3^* 0.5 0.5 0.5 (0.0)$   
 $olvi4^* 1.0 1.0 1.0 0.5$   
 $cmyn4^* 0.0 0.0 0.0 0.5$

**standard and adapted CIELAB**  
 $LAB^*LAB 47.72 0.0 0.0$   
 $LAB^*LABa 47.72 0.0 0.0$   
 $LAB^*TCHa 50.0 0.01 -$

**relative CIELAB lab\***  
 $lab^*lab 0.5 0.0 0.0$   
 $lab^*tch 0.5 0.0 -$   
 $lab^*nch 0.5 0.0 -$

**relative Natural Colour (NC)**  
 $lab^*lrj 0.5 0.0 0.0$   
 $lab^*tce 0.5 0.0 -$   
 $lab^*nce 0.5 0.0 -$

**relative Inform. Technology (IT)**  
 $olvi3^* 0.0 0.0 0.0 (1.0)$   
 $cmyn3^* 1.0 1.0 1.0 (0.0)$   
 $olvi4^* 1.0 1.0 1.0 0.0$   
 $cmyn4^* 0.0 0.0 0.0 1.0$

**standard and adapted CIELAB**  
 $LAB^*LAB 0.03 0.0 0.0$   
 $LAB^*LABa 0.03 0.0 0.0$   
 $LAB^*TCHa 0.01 0.01 -$

**relative CIELAB lab\***  
 $lab^*lab 0.0 0.0 0.0$   
 $lab^*tch 0.0 0.0 -$   
 $lab^*nch 1.0 0.0 -$

**relative Natural Colour (NC)**  
 $lab^*lrj 0.0 0.0 0.0$   
 $lab^*tce 0.0 0.0 -$   
 $lab^*nce 1.0 0.0 -$

**relative Inform. Technology (IT)**  
 $olvi3^* 1.0 0.5 1.0 (1.0)$   
 $cmyn3^* 0.0 0.5 0.0 (0.0)$   
 $olvi4^* 1.0 0.5 1.0 1.0$   
 $cmyn4^* 0.0 0.5 0.0 1.0$

**standard and adapted CIELAB**  
 $LAB^*LAB 81.05 38.03 -14.89$   
 $LAB^*LABa 81.05 38.03 -14.89$   
 $LAB^*TCHa 75.0 40.85 338.6$

**relative CIELAB lab\***  
 $lab^*lab 0.85 0.465 -0.181$   
 $lab^*tch 0.75 0.5 0.941$   
 $lab^*nch 0.0 0.5 0.941$

**relative Natural Colour (NC)**  
 $lab^*lrj 0.85 0.407 -0.29$   
 $lab^*tce 0.75 0.5 0.901$   
 $lab^*nce 0.0 0.5 b60r$

**relative Inform. Technology (IT)**  
 $olvi3^* 0.5 0.0 0.5 (1.0)$   
 $cmyn3^* 0.5 1.0 0.5 (0.0)$   
 $olvi4^* 1.0 0.5 1.0 0.5$   
 $cmyn4^* 0.0 0.5 0.0 0.5$

**standard and adapted CIELAB**  
 $LAB^*LAB 33.36 38.03 -14.89$   
 $LAB^*LABa 33.36 38.03 -14.89$   
 $LAB^*TCHa 25.01 40.85 338.6$

**relative CIELAB lab\***  
 $lab^*lab 0.35 0.465 -0.181$   
 $lab^*tch 0.25 0.5 0.941$   
 $lab^*nch 0.5 0.5 0.941$

**relative Natural Colour (NC)**  
 $lab^*lrj 0.35 0.407 -0.29$   
 $lab^*tce 0.25 0.5 0.901$   
 $lab^*nce 0.5 0.5 b60r$

**relative Inform. Technology (IT)**  
 $olvi3^* 1.0 0.0 1.0 (1.0)$   
 $cmyn3^* 0.0 1.0 0.0 (0.0)$   
 $olvi4^* 1.0 0.0 1.0 1.0$   
 $cmyn4^* 0.0 1.0 0.0 0.0$

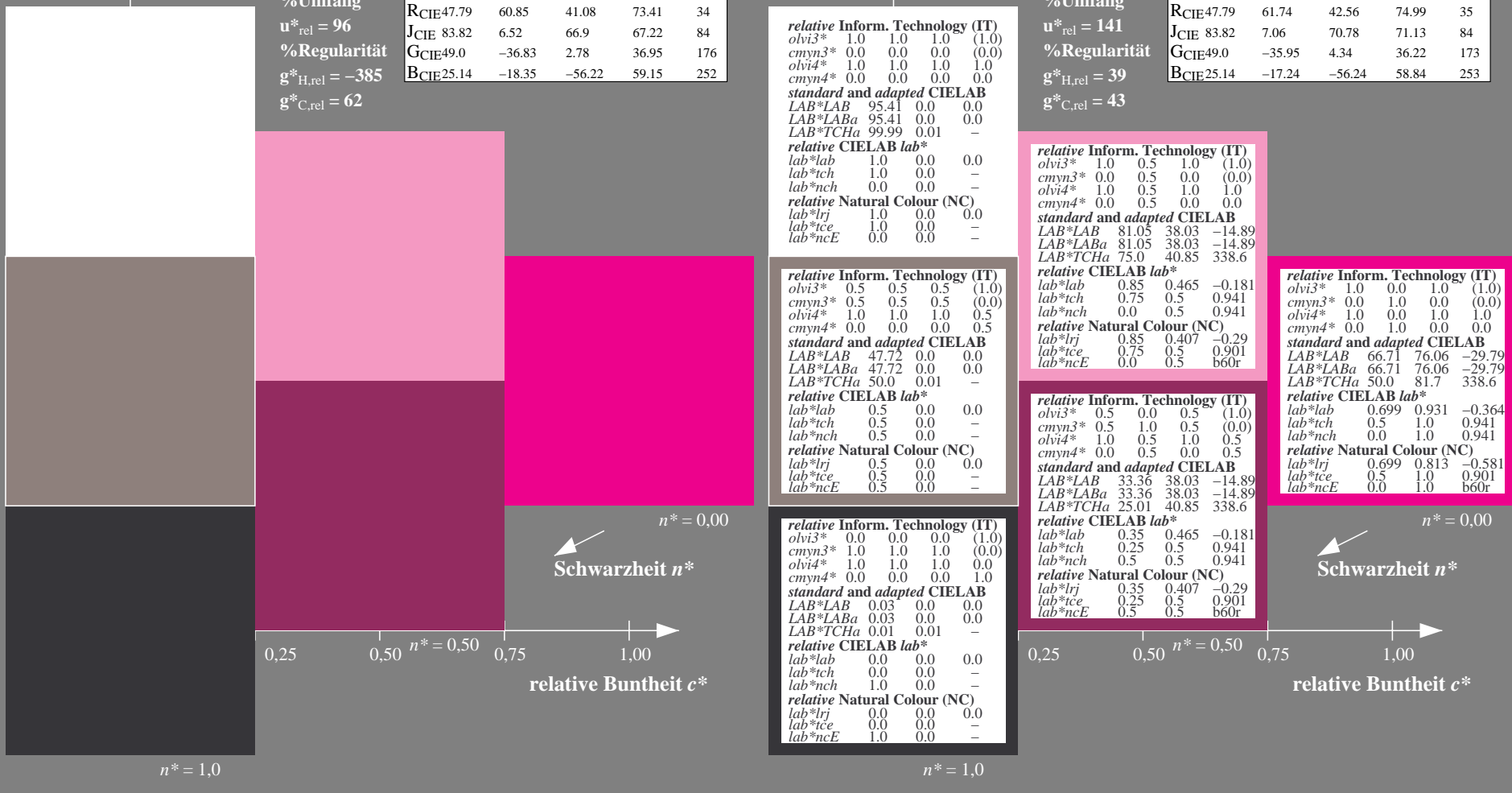
**standard and adapted CIELAB**  
 $LAB^*LAB 66.71 76.06 -29.79$   
 $LAB^*LABa 66.71 76.06 -29.79$   
 $LAB^*TCHa 50.0 81.7 338.6$

**relative CIELAB lab\***  
 $lab^*lab 0.699 0.931 -0.364$   
 $lab^*tch 0.5 1.0 0.941$   
 $lab^*nch 0.0 1.0 0.941$

**relative Natural Colour (NC)**  
 $lab^*lrj 0.699 0.813 -0.581$   
 $lab^*tce 0.5 1.0 0.901$   
 $lab^*nce 0.0 1.0 b60r$

Siehe ähnliche Dateien: <http://www.ps.bam.de/SG00/>  
 Technische Information: <http://www.ps.bam.de> Version 2.1, io=0,0

BAM-Registrierung: 20060101-SG00/10Q/Q00G05NP.PS/.PDF BAM-Material: Code=rh4ta  
 Anwendung für Beurteilung und Messung von Drucker- oder Monitorsystemen  
 /SG00 Form: 6/10, Serie: 1/1, Seite: 6  
 Seitenlung 6



SG000-7, 3 stufige Reihen für konstanten CIELAB Buntton 6/360 = 0.017 (links)

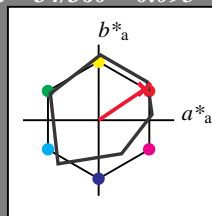
3 stufige Reihen für konstanten CIELAB Buntton 339/360 = 0.941 (rechts)

BAM-Prüfvorlage SG00; Farbmétrik-Systeme ORS18 & TLS00 input:  $cmY0^* setcmykcolor$   
 A: 3stufige Farbreihen und Koordinatendaten für 10 Bunttöne output: no change compared to input

Eingabe: Farbmétrisches Offset-Reflektiv-System ORS18

für Buntton  $h^* = lab^*h = 34/360 = 0.095$   
 $lab^*tch$  und  $lab^*nch$

A: Buntton R  
 LCH\*Ma: 49 79 34  
 olv\*Ma: 1.0 0.0 0.15  
 Dreiecks-Helligkeit  $t^*$



**ORS18; adaptierte CIELAB-Daten**

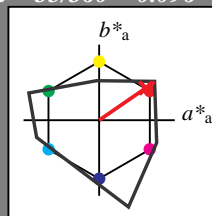
	$L^*=L^*_a$	$a^*_a$	$b^*_a$	$C^*_{ab,a}$	$h^*_{ab,a}$
OMa	47.94	64.42	50.58	81.9	38
YMa	92.62	2.41	86.36	86.39	88
LMa	50.9	-63.82	35.02	72.81	151
CMa	51.25	-53.68	-57.69	78.82	227
VMa	25.72	30.34	-44.37	53.76	304
MMa	56.25	70.59	7.57	70.99	6
NMa	18.11	0.0	0.0	0.0	0
WMa	95.6	0.0	0.0	0.0	0
RCIE	47.79	60.85	41.08	73.41	34
JCIE	83.82	6.52	66.9	67.22	84
GCIE	49.0	-36.83	2.78	36.95	176
BCIE	25.14	-18.35	-56.22	59.15	252

%Umfang  
 $u^*_{rel} = 96$   
 %Regularität  
 $g^*_{H,rel} = -385$   
 $g^*_{C,rel} = 62$

Ausgabe: Farbmétrisches Fernseh-Licht-System TLS00

für Buntton  $h^* = lab^*h = 35/360 = 0.096$   
 $lab^*tch$  und  $lab^*nch$

A: Buntton R  
 LCH\*Ma: 66 89 35  
 olv\*Ma: 1.0 0.0 0.01  
 Dreiecks-Helligkeit  $t^*$



**TLS00; adaptierte CIELAB-Daten**

	$L^*=L^*_a$	$a^*_a$	$b^*_a$	$C^*_{ab,a}$	$h^*_{ab,a}$
OMa	65.56	73.34	51.39	89.55	35
YMa	94.78	-3.49	52.24	52.36	94
LMa	77.48	-92.97	36.0	99.71	159
CMa	78.36	-82.69	-22.74	85.77	195
VMa	12.55	38.81	-114.81	121.2	289
MMa	66.71	76.08	-29.8	81.71	339
NMa	0.01	0.0	0.0	0.0	0
WMa	95.41	0.0	0.0	0.0	0
RCIE	47.79	61.74	42.56	74.99	35
JCIE	83.82	7.06	70.78	71.13	84
GCIE	49.0	-35.95	4.34	36.22	173
BCIE	25.14	-17.24	-56.24	58.84	253

%Umfang  
 $u^*_{rel} = 141$   
 %Regularität  
 $g^*_{H,rel} = 39$   
 $g^*_{C,rel} = 43$

**relative Inform. Technology (IT)**

olvi3*	1.0	1.0	1.0	(1.0)
cmyn3*	0.0	0.0	0.0	(0.0)
olvi4*	1.0	1.0	1.0	1.0
cmyn4*	0.0	0.0	0.0	0.0

**standard and adapted CIELAB**

LAB*LAB	95.41	0.0	0.0
LAB*LABa	95.41	0.0	0.0
LAB*TCHa	99.99	0.01	-

**relative CIELAB lab\***

lab*lab	1.0	0.0	0.0
lab*tch	1.0	0.0	-
lab*nch	0.0	0.0	-

**relative Natural Colour (NC)**

lab*lrj	1.0	0.0	0.0
lab*tce	1.0	0.0	-
lab*nce	0.0	0.0	-

**relative Inform. Technology (IT)**

olvi3*	1.0	0.5	0.505	(1.0)
cmyn3*	0.0	0.5	0.495	(0.0)
olvi4*	1.0	0.5	0.505	1.0
cmyn4*	0.0	0.5	0.495	0.0

**standard and adapted CIELAB**

LAB*LAB	80.48	36.68	25.28
LAB*LABa	80.48	36.68	25.28
LAB*TCHa	75.0	44.55	34.58

**relative CIELAB lab\***

lab*lab	0.844	0.412	0.284
lab*tch	0.75	0.5	0.096
lab*nch	0.0	0.5	0.096

**relative Natural Colour (NC)**

lab*lrj	0.844	0.5	0.0
lab*tce	0.75	0.5	1.0
lab*nce	0.0	0.5	0.99r

**relative Inform. Technology (IT)**

olvi3*	0.5	0.5	0.5	(1.0)
cmyn3*	0.5	0.5	0.5	(0.0)
olvi4*	1.0	1.0	1.0	0.5
cmyn4*	0.0	0.0	0.0	0.5

**standard and adapted CIELAB**

LAB*LAB	47.72	0.0	0.0
LAB*LABa	47.72	0.0	0.0
LAB*TCHa	50.0	0.01	-

**relative CIELAB lab\***

lab*lab	0.5	0.0	0.0
lab*tch	0.5	0.0	-
lab*nch	0.5	0.0	-

**relative Natural Colour (NC)**

lab*lrj	0.5	0.0	0.0
lab*tce	0.5	0.0	-
lab*nce	0.5	0.0	-

**relative Inform. Technology (IT)**

olvi3*	0.5	0.0	0.005	(1.0)
cmyn3*	0.5	1.0	0.995	(0.0)
olvi4*	1.0	0.5	0.505	0.5
cmyn4*	0.0	0.5	0.495	0.5

**standard and adapted CIELAB**

LAB*LAB	32.79	36.68	25.29
LAB*LABa	32.79	36.68	25.29
LAB*TCHa	25.01	44.55	34.59

**relative CIELAB lab\***

lab*lab	0.344	0.412	0.284
lab*tch	0.25	0.5	0.096
lab*nch	0.5	0.5	0.096

**relative Natural Colour (NC)**

lab*lrj	0.344	0.5	0.0
lab*tce	0.25	0.5	0.0
lab*nce	0.5	0.5	r00j

**relative Inform. Technology (IT)**

olvi3*	1.0	0.0	0.01	(1.0)
cmyn3*	0.0	1.0	0.99	(0.0)
olvi4*	1.0	0.0	0.01	1.0
cmyn4*	0.0	1.0	0.99	0.0

**standard and adapted CIELAB**

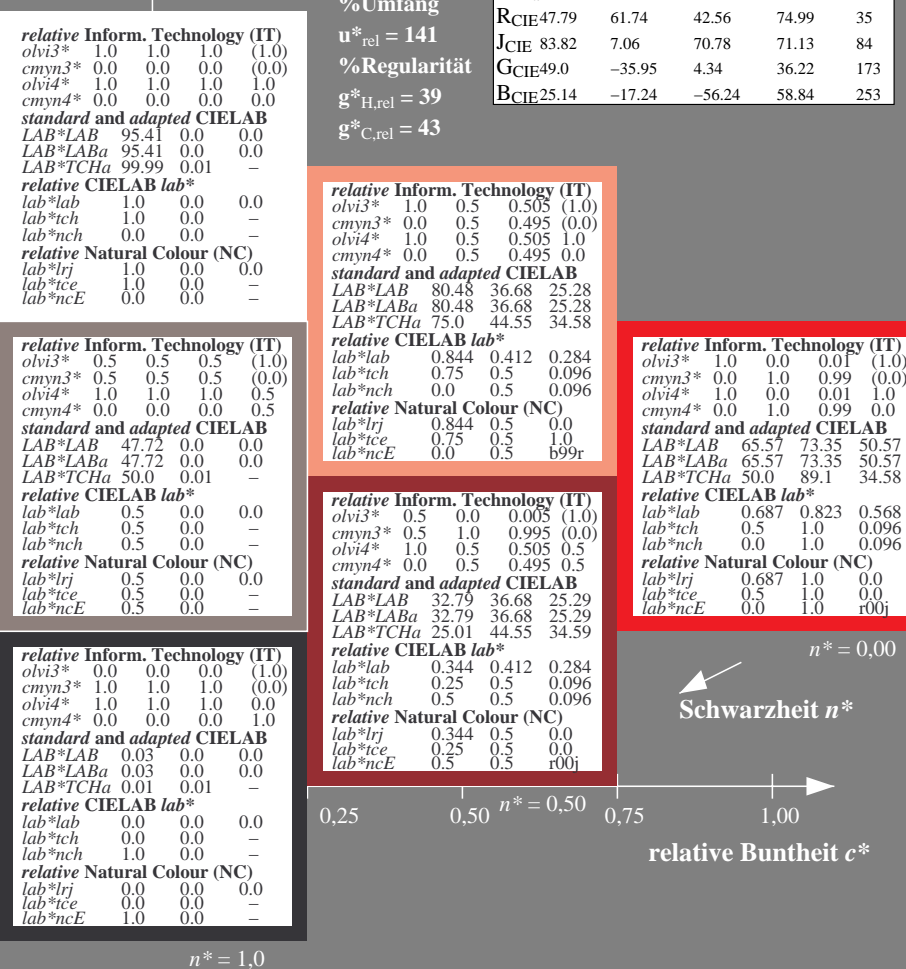
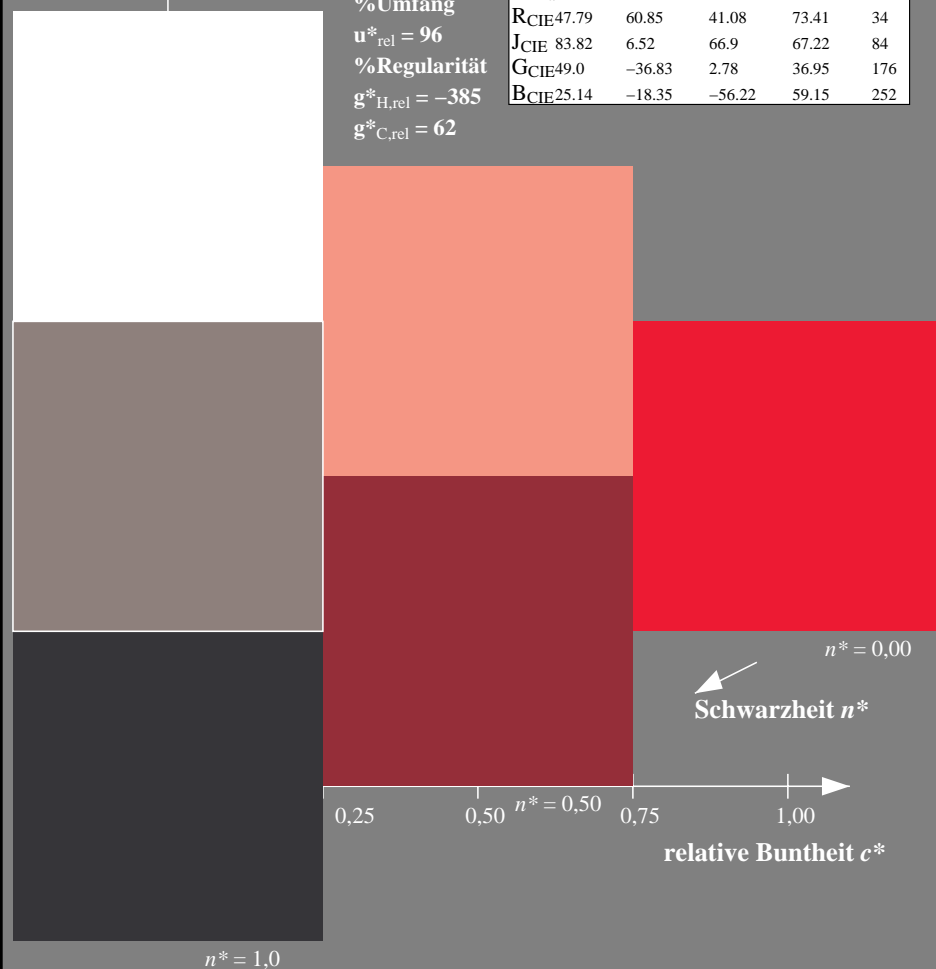
LAB*LAB	65.57	73.35	50.57
LAB*LABa	65.57	73.35	50.57
LAB*TCHa	50.0	89.1	34.58

**relative CIELAB lab\***

lab*lab	0.687	0.823	0.568
lab*tch	0.5	1.0	0.096
lab*nch	0.0	1.0	0.096

**relative Natural Colour (NC)**

lab*lrj	0.687	1.0	0.0
lab*tce	0.5	1.0	0.0
lab*nce	0.0	1.0	r00j



Siehe ähnliche Dateien: <http://www.ps.bam.de/SG00/>  
 Technische Information: <http://www.ps.bam.de> Version 2.1, io=0,0

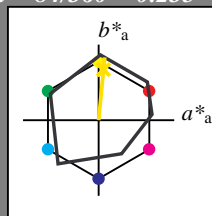
BAM-Registrierung: 20060101-SG00/10Q/Q00G06NP.PS/.PDF BAM-Material: Code=rh4ta  
 Anwendung für Beurteilung und Messung von Drucker- oder Monitorssystemen  
 /SG00 Form: 7/10, Serie: 1/1, Seite: 7  
 Seitenhang 7

Eingabe: Farbmetrisches Offset-Reflektiv-System ORS18

für Buntton  $h^* = lab^*h = 84/360 = 0.235$   
 $lab^*tch$  und  $lab^*nch$

A: Buntton J  
 LCH\*Ma: 89 83 84  
 olv\*Ma: 1.0 0.91 0.0

Dreiecks-Helligkeit  $t^*$



%Umfang  
 $u^*_{rel} = 96$   
 %Regularität  
 $g^*_{H,rel} = -385$   
 $g^*_{C,rel} = 62$

ORS18; adaptierte CIELAB-Daten

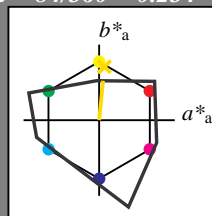
	$L^*=L^*_a$	$a^*_a$	$b^*_a$	$C^*_{ab,a}$	$h^*_{ab,a}$
OMa	47.94	64.42	50.58	81.9	38
YMa	92.62	2.41	86.36	86.39	88
LMa	50.9	-63.82	35.02	72.81	151
CMa	51.25	-53.68	-57.69	78.82	227
VMa	25.72	30.34	-44.37	53.76	304
MMa	56.25	70.59	7.57	70.99	6
NMa	18.11	0.0	0.0	0.0	0
WMa	95.6	0.0	0.0	0.0	0
RCIE	47.79	60.85	41.08	73.41	34
JCIE	83.82	6.52	66.9	67.22	84
GCIE	49.0	-36.83	2.78	36.95	176
BCIE	25.14	-18.35	-56.22	59.15	252

Ausgabe: Farbmetrisches Fernseh-Licht-System TLS00

für Buntton  $h^* = lab^*h = 84/360 = 0.234$   
 $lab^*tch$  und  $lab^*nch$

A: Buntton J  
 LCH\*Ma: 91 52 84  
 olv\*Ma: 1.0 0.89 0.0

Dreiecks-Helligkeit  $t^*$



%Umfang  
 $u^*_{rel} = 141$   
 %Regularität  
 $g^*_{H,rel} = 39$   
 $g^*_{C,rel} = 43$

TLS00; adaptierte CIELAB-Daten

	$L^*=L^*_a$	$a^*_a$	$b^*_a$	$C^*_{ab,a}$	$h^*_{ab,a}$
OMa	65.56	73.34	51.39	89.55	35
YMa	94.78	-3.49	52.24	52.36	94
LMa	77.48	-92.97	36.0	99.71	159
CMa	78.36	-82.69	-22.74	85.77	195
VMa	12.55	38.81	-114.81	121.2	289
MMa	66.71	76.08	-29.8	81.71	339
NMa	0.01	0.0	0.0	0.0	0
WMa	95.41	0.0	0.0	0.0	0
RCIE	47.79	61.74	42.56	74.99	35
JCIE	83.82	7.06	70.78	71.13	84
GCIE	49.0	-35.95	4.34	36.22	173
BCIE	25.14	-17.24	-56.24	58.84	253

relative Inform. Technology (IT)  
 $olvi3^* 1.0 1.0 1.0 (1.0)$   
 $cmyn3^* 0.0 0.0 0.0 (0.0)$   
 $olvi4^* 1.0 1.0 1.0 1.0$   
 $cmyn4^* 0.0 0.0 0.0 0.0$

standard and adapted CIELAB  
 $LAB^*LAB 95.41 0.0 0.0$   
 $LAB^*LABa 95.41 0.0 0.0$   
 $LAB^*TCHa 99.99 0.01 -$

relative CIELAB lab\*  
 $lab^*lab 1.0 0.0 0.0$   
 $lab^*tch 1.0 0.0 -$   
 $lab^*nch 0.0 0.0 -$

relative Natural Colour (NC)  
 $lab^*lrj 1.0 0.0 0.0$   
 $lab^*tce 1.0 0.0 -$   
 $lab^*nce 0.0 0.0 -$

relative Inform. Technology (IT)  
 $olvi3^* 0.5 0.5 0.5 (1.0)$   
 $cmyn3^* 0.5 0.5 0.5 (0.0)$   
 $olvi4^* 1.0 1.0 1.0 0.5$   
 $cmyn4^* 0.0 0.0 0.0 0.5$

standard and adapted CIELAB  
 $LAB^*LAB 47.72 0.0 0.0$   
 $LAB^*LABa 47.72 0.0 0.0$   
 $LAB^*TCHa 50.0 0.01 -$

relative CIELAB lab\*  
 $lab^*lab 0.5 0.0 0.0$   
 $lab^*tch 0.5 0.0 -$   
 $lab^*nch 0.5 0.0 -$

relative Natural Colour (NC)  
 $lab^*lrj 0.5 0.0 0.0$   
 $lab^*tce 0.5 0.0 -$   
 $lab^*nce 0.5 0.0 -$

relative Inform. Technology (IT)  
 $olvi3^* 0.0 0.0 0.0 (1.0)$   
 $cmyn3^* 1.0 1.0 1.0 (0.0)$   
 $olvi4^* 1.0 1.0 1.0 0.0$   
 $cmyn4^* 0.0 0.0 0.0 1.0$

standard and adapted CIELAB  
 $LAB^*LAB 0.03 0.0 0.0$   
 $LAB^*LABa 0.03 0.0 0.0$   
 $LAB^*TCHa 0.01 0.01 -$

relative CIELAB lab\*  
 $lab^*lab 0.0 0.0 0.0$   
 $lab^*tch 0.0 0.0 -$   
 $lab^*nch 1.0 0.0 -$

relative Natural Colour (NC)  
 $lab^*lrj 0.0 0.0 0.0$   
 $lab^*tce 0.0 0.0 -$   
 $lab^*nce 1.0 0.0 -$

relative Inform. Technology (IT)  
 $olvi3^* 1.0 0.943 0.5 (1.0)$   
 $cmyn3^* 0.0 0.057 0.5 (0.0)$   
 $olvi4^* 1.0 0.943 0.5 1.0$   
 $cmyn4^* 0.0 0.057 0.5 0.0$

standard and adapted CIELAB  
 $LAB^*LAB 93.43 2.59 26.07$   
 $LAB^*LABa 93.43 2.59 26.07$   
 $LAB^*TCHa 75.0 26.2 84.32$

relative CIELAB lab\*  
 $lab^*lab 0.979 0.049 0.497$   
 $lab^*tch 0.75 0.5 0.234$   
 $lab^*nch 0.0 0.5 0.234$

relative Natural Colour (NC)  
 $lab^*lrj 0.979 0.0 0.5$   
 $lab^*tce 0.75 0.5 0.25$   
 $lab^*nce 0.0 0.5 j00g$

relative Inform. Technology (IT)  
 $olvi3^* 0.5 0.443 0.0 (1.0)$   
 $cmyn3^* 0.5 0.557 1.0 (0.0)$   
 $olvi4^* 1.0 0.943 0.5 0.5$   
 $cmyn4^* 0.0 0.057 0.5 0.5$

standard and adapted CIELAB  
 $LAB^*LAB 45.74 2.6 26.07$   
 $LAB^*LABa 45.74 2.6 26.07$   
 $LAB^*TCHa 25.01 26.2 84.3$

relative CIELAB lab\*  
 $lab^*lab 0.479 0.05 0.497$   
 $lab^*tch 0.25 0.5 0.234$   
 $lab^*nch 0.5 0.5 0.234$

relative Natural Colour (NC)  
 $lab^*lrj 0.479 0.0 0.5$   
 $lab^*tce 0.25 0.5 0.25$   
 $lab^*nce 0.5 0.5 j99j$

relative Inform. Technology (IT)  
 $olvi3^* 1.0 0.887 0.0 (1.0)$   
 $cmyn3^* 0.0 0.113 1.0 (0.0)$   
 $olvi4^* 1.0 0.887 0.0 1.0$   
 $cmyn4^* 0.0 0.113 1.0 0.0$

standard and adapted CIELAB  
 $LAB^*LAB 91.46 5.19 52.13$   
 $LAB^*LABa 91.46 5.19 52.13$   
 $LAB^*TCHa 50.0 52.39 84.31$

relative CIELAB lab\*  
 $lab^*lab 0.959 0.099 0.995$   
 $lab^*tch 0.5 1.0 0.234$   
 $lab^*nch 0.0 1.0 0.234$

relative Natural Colour (NC)  
 $lab^*lrj 0.959 0.0 1.0$   
 $lab^*tce 0.5 1.0 0.25$   
 $lab^*nce 0.0 1.0 j00g$

Siehe ähnliche Dateien: <http://www.ps.bam.de/SG00/>  
 Technische Information: <http://www.ps.bam.de> Version 2.1, io=0,0

BAM-Registrierung: 20060101-SG00/10Q/Q00G07NP.PS/.PDF BAM-Material: Code=rh4ta  
 Anwendung für Beurteilung und Messung von Drucker- oder Monitorssystemen  
 /SG00 Form: 8/10, Serie: 1/1, Seite: 8  
 Seitenlung 8

SG000-7, 3 stufige Reihen für konstanten CIELAB Buntton 84/360 = 0.235 (links)

3 stufige Reihen für konstanten CIELAB Buntton 84/360 = 0.234 (rechts)

BAM-Prüfvorlage SG00; Farbmetrik-Systeme ORS18 & TLS00 input:  $cmY0^* setcmykcolor$

A: 3stufige Farbreihen und Koordinatendaten für 10 Bunttöne output: no change compared to input

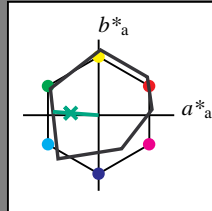


Eingabe: Farbmétrisches Offset-Reflektiv-System ORS18

für Buntton  $h^* = lab^*h = 176/360 = 0.488$   
 $lab^*tch$  und  $lab^*nch$

A: Buntton G  
 LCH\*Ma: 51 61 176  
 olv\*Ma: 0.0 1.0 0.33

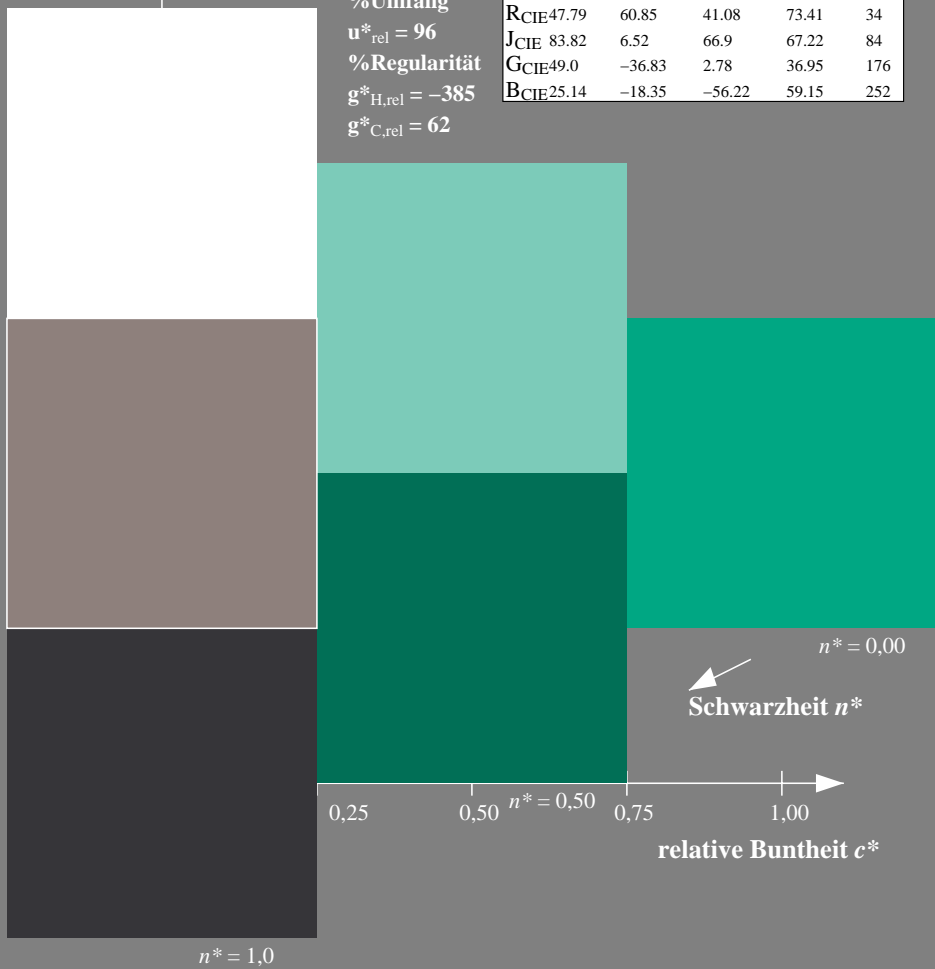
Dreiecks-Helligkeit  $t^*$



**ORS18; adaptierte CIELAB-Daten**

	$L^*=L^*_a$	$a^*_a$	$b^*_a$	$C^*_{ab,a}$	$h^*_{ab,a}$
OMa	47.94	64.42	50.58	81.9	38
YMa	92.62	2.41	86.36	86.39	88
LMa	50.9	-63.82	35.02	72.81	151
CMa	51.25	-53.68	-57.69	78.82	227
VMa	25.72	30.34	-44.37	53.76	304
MMa	56.25	70.59	7.57	70.99	6
NMa	18.11	0.0	0.0	0.0	0
WMa	95.6	0.0	0.0	0.0	0
RCIE	47.79	60.85	41.08	73.41	34
JCIE	83.82	6.52	66.9	67.22	84
GCIE	49.0	-36.83	2.78	36.95	176
BCIE	25.14	-18.35	-56.22	59.15	252

%Umfang  
 $u^*_{rel} = 96$   
 %Regularität  
 $g^*_{H,rel} = -385$   
 $g^*_{C,rel} = 62$

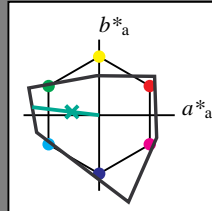


Ausgabe: Farbmétrisches Fernseh-Licht-System TLS00

für Buntton  $h^* = lab^*h = 173/360 = 0.481$   
 $lab^*tch$  und  $lab^*nch$

A: Buntton G  
 LCH\*Ma: 78 89 173  
 olv\*Ma: 0.0 1.0 0.43

Dreiecks-Helligkeit  $t^*$



**TLS00; adaptierte CIELAB-Daten**

	$L^*=L^*_a$	$a^*_a$	$b^*_a$	$C^*_{ab,a}$	$h^*_{ab,a}$
OMa	65.56	73.34	51.39	89.55	35
YMa	94.78	-3.49	52.24	52.36	94
LMa	77.48	-92.97	36.0	99.71	159
CMa	78.36	-82.69	-22.74	85.77	195
VMa	12.55	38.81	-114.81	121.2	289
MMa	66.71	76.08	-29.8	81.71	339
NMa	0.01	0.0	0.0	0.0	0
WMa	95.41	0.0	0.0	0.0	0
RCIE	47.79	61.74	42.56	74.99	35
JCIE	83.82	7.06	70.78	71.13	84
GCIE	49.0	-35.95	4.34	36.22	173
BCIE	25.14	-17.24	-56.24	58.84	253

%Umfang  
 $u^*_{rel} = 141$   
 %Regularität  
 $g^*_{H,rel} = 39$   
 $g^*_{C,rel} = 43$

**relative Inform. Technology (IT)**

olvi3*	1.0	1.0	1.0	(1.0)
cmyn3*	0.0	0.0	0.0	(0.0)
olvi4*	1.0	1.0	1.0	1.0
cmyn4*	0.0	0.0	0.0	0.0

**standard and adapted CIELAB**

LAB*LAB	95.41	0.0	0.0
LAB*LABa	95.41	0.0	0.0
LAB*TCHa	99.99	0.01	-

**relative CIELAB lab\***

lab*lab	1.0	0.0	0.0
lab*tch	1.0	0.0	-
lab*nch	0.0	0.0	-

**relative Natural Colour (NC)**

lab*lrj	1.0	0.0	0.0
lab*tce	1.0	0.0	-
lab*nce	0.0	0.0	-

**relative Inform. Technology (IT)**

olvi3*	0.5	1.0	0.715	(1.0)
cmyn3*	0.5	0.0	0.285	(0.0)
olvi4*	0.5	1.0	0.716	1.0
cmyn4*	0.5	0.0	0.284	0.0

**standard and adapted CIELAB**

LAB*LAB	86.63	-44.26	5.34
LAB*LABa	86.63	-44.26	5.34
LAB*TCHa	75.0	44.59	173.12

**relative CIELAB lab\***

lab*lab	0.908	-0.495	0.06
lab*tch	0.75	0.5	0.481
lab*nch	0.0	0.5	0.481

**relative Natural Colour (NC)**

lab*lrj	0.908	-0.499	0.0
lab*tce	0.75	0.5	0.5
lab*nce	0.0	0.5	g00b

**relative Inform. Technology (IT)**

olvi3*	0.5	0.5	0.5	(1.0)
cmyn3*	0.5	0.5	0.5	(0.0)
olvi4*	1.0	1.0	1.0	0.5
cmyn4*	0.0	0.0	0.0	0.5

**standard and adapted CIELAB**

LAB*LAB	47.72	0.0	0.0
LAB*LABa	47.72	0.0	0.0
LAB*TCHa	50.0	0.01	-

**relative CIELAB lab\***

lab*lab	0.5	0.0	0.0
lab*tch	0.5	0.0	-
lab*nch	0.5	0.0	-

**relative Natural Colour (NC)**

lab*lrj	0.5	0.0	0.0
lab*tce	0.5	0.0	-
lab*nce	0.5	0.0	-

**relative Inform. Technology (IT)**

olvi3*	0.0	0.5	0.215	(1.0)
cmyn3*	1.0	0.5	0.785	(0.0)
olvi4*	0.5	1.0	0.715	0.5
cmyn4*	0.5	0.0	0.285	0.5

**standard and adapted CIELAB**

LAB*LAB	38.94	-44.26	5.35
LAB*LABa	38.94	-44.26	5.35
LAB*TCHa	25.01	44.59	173.11

**relative CIELAB lab\***

lab*lab	0.408	-0.495	0.06
lab*tch	0.25	0.5	0.481
lab*nch	0.5	0.5	0.481

**relative Natural Colour (NC)**

lab*lrj	0.408	-0.499	0.0
lab*tce	0.25	0.5	0.5
lab*nce	0.5	0.5	g99g

**relative Inform. Technology (IT)**

olvi3*	0.0	1.0	0.431	(1.0)
cmyn3*	1.0	0.0	0.569	(0.0)
olvi4*	0.0	1.0	0.431	1.0
cmyn4*	1.0	0.0	0.569	0.0

**standard and adapted CIELAB**

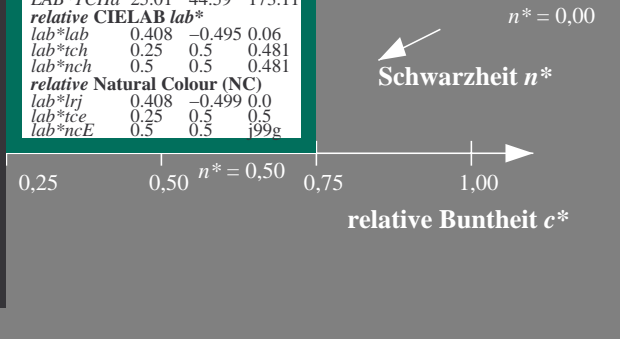
LAB*LAB	77.85	-88.52	10.69
LAB*LABa	77.85	-88.52	10.69
LAB*TCHa	50.0	89.18	173.12

**relative CIELAB lab\***

lab*lab	0.816	-0.992	0.12
lab*tch	0.5	1.0	0.481
lab*nch	0.0	1.0	0.481

**relative Natural Colour (NC)**

lab*lrj	0.816	-0.999	0.0
lab*tce	0.5	1.0	0.5
lab*nce	0.0	1.0	g99g



SG000-7, 3 stufige Reihen für konstanten CIELAB Buntton 176/360 = 0.488 (links)

3 stufige Reihen für konstanten CIELAB Buntton 173/360 = 0.481 (rechts)

BAM-Prüfvorlage SG00; Farbmétrik-Systeme ORS18 & TLS00 input: *cmly0\* setcmykcolor*

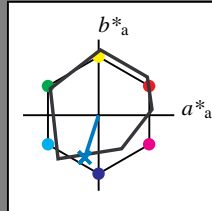
A: 3stufige Farbreihen und Koordinatendaten für 10 Bunttöne output: *no change compared to input*

BAM-Registrierung: 20060101-SG00/10Q/Q00G08NP.PS/.PDF BAM-Material: Code=rh4ta  
 Anwendung für Beurteilung und Messung von Drucker- oder Monitorsystemen  
 /SG00 Form: 9/10, Serie: 1/1, Seite: 9  
 Seitenhang 9

Eingabe: Farbmétrisches Offset-Reflektiv-System ORS18

für Buntton  $h^* = lab^*h = 252/360 = 0.7$   
 $lab^*tch$  und  $lab^*nch$

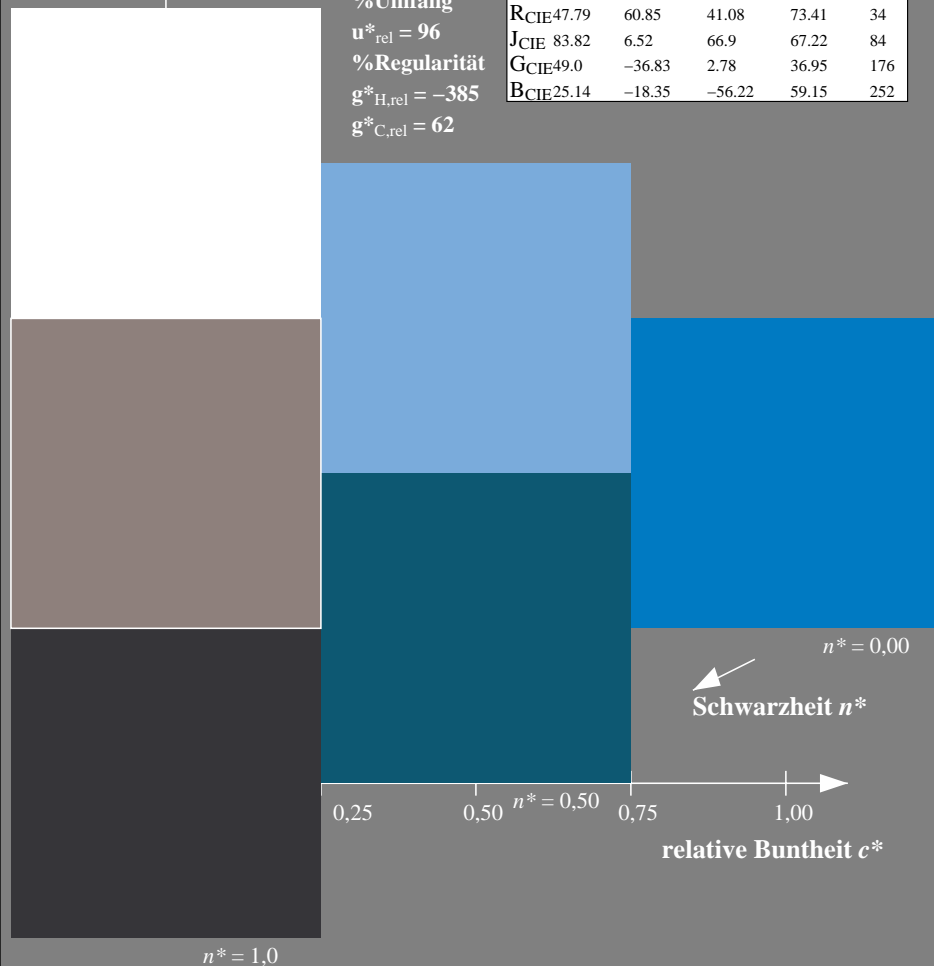
A: Buntton B  
 LCH\*Ma: 40 55 252  
 olv\*Ma: 0.0 0.56 1.0  
 Dreiecks-Helligkeit  $t^*$



**ORS18; adaptierte CIELAB-Daten**

	$L^*=L^*_a$	$a^*_a$	$b^*_a$	$C^*_{ab,a}$	$h^*_{ab,a}$
OMa	47.94	64.42	50.58	81.9	38
YMa	92.62	2.41	86.36	86.39	88
LMa	50.9	-63.82	35.02	72.81	151
CMa	51.25	-53.68	-57.69	78.82	227
VMa	25.72	30.34	-44.37	53.76	304
MMa	56.25	70.59	7.57	70.99	6
NMa	18.11	0.0	0.0	0.0	0
WMa	95.6	0.0	0.0	0.0	0
RCIE	47.79	60.85	41.08	73.41	34
JCIE	83.82	6.52	66.9	67.22	84
GCIE	49.0	-36.83	2.78	36.95	176
BCIE	25.14	-18.35	-56.22	59.15	252

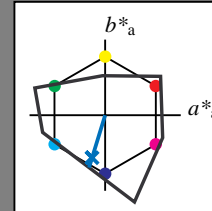
%Umfang  
 $u^*_{rel} = 96$   
 %Regularität  
 $g^*_{H,rel} = -385$   
 $g^*_{C,rel} = 62$



Ausgabe: Farbmétrisches Fernseh-Licht-System TLS00

für Buntton  $h^* = lab^*h = 253/360 = 0.703$   
 $lab^*tch$  und  $lab^*nch$

A: Buntton B  
 LCH\*Ma: 45 72 253  
 olv\*Ma: 0.0 0.49 1.0  
 Dreiecks-Helligkeit  $t^*$



**TLS00; adaptierte CIELAB-Daten**

	$L^*=L^*_a$	$a^*_a$	$b^*_a$	$C^*_{ab,a}$	$h^*_{ab,a}$
OMa	65.56	73.34	51.39	89.55	35
YMa	94.78	-3.49	52.24	52.36	94
LMa	77.48	-92.97	36.0	99.71	159
CMa	78.36	-82.69	-22.74	85.77	195
VMa	12.55	38.81	-114.81	121.2	289
MMa	66.71	76.08	-29.8	81.71	339
NMa	0.01	0.0	0.0	0.0	0
WMa	95.41	0.0	0.0	0.0	0
RCIE	47.79	61.74	42.56	74.99	35
JCIE	83.82	7.06	70.78	71.13	84
GCIE	49.0	-35.95	4.34	36.22	173
BCIE	25.14	-17.24	-56.24	58.84	253

%Umfang  
 $u^*_{rel} = 141$   
 %Regularität  
 $g^*_{H,rel} = 39$   
 $g^*_{C,rel} = 43$

**relative Inform. Technology (IT)**

olvi3*	1.0	1.0	1.0	(1.0)
cmyn3*	0.0	0.0	0.0	(0.0)
olvi4*	1.0	1.0	1.0	1.0
cmyn4*	0.0	0.0	0.0	0.0

**standard and adapted CIELAB**

LAB*LAB	95.41	0.0	0.0
LAB*LABa	95.41	0.0	0.0
LAB*TCHa	99.99	0.01	-

**relative CIELAB lab\***

lab*lab	1.0	0.0	0.0
lab*tch	1.0	0.0	-
lab*nch	0.0	0.0	-

**relative Natural Colour (NC)**

lab*lrj	1.0	0.0	0.0
lab*tce	1.0	0.0	-
lab*nce	0.0	0.0	-

**relative Inform. Technology (IT)**

olvi3*	0.5	0.747	1.0	(1.0)
cmyn3*	0.5	0.253	0.0	(0.0)
olvi4*	0.5	0.747	1.0	1.0
cmyn4*	0.5	0.253	0.0	0.0

**standard and adapted CIELAB**

LAB*LAB	70.24	-10.62	-34.63
LAB*LABa	70.24	-10.62	-34.63
LAB*TCHa	75.0	36.24	252.94

**relative CIELAB lab\***

lab*lab	0.736	-0.146	-0.477
lab*tch	0.75	0.5	0.703
lab*nch	0.0	0.5	0.703

**relative Natural Colour (NC)**

lab*lrj	0.736	0.0	-0.499
lab*tce	0.75	0.5	0.75
lab*nce	0.0	0.5	g99b

**relative Inform. Technology (IT)**

olvi3*	0.5	0.5	0.5	(1.0)
cmyn3*	0.5	0.5	0.5	(0.0)
olvi4*	1.0	1.0	1.0	0.5
cmyn4*	0.0	0.0	0.0	0.5

**standard and adapted CIELAB**

LAB*LAB	47.72	0.0	0.0
LAB*LABa	47.72	0.0	0.0
LAB*TCHa	50.0	0.01	-

**relative CIELAB lab\***

lab*lab	0.5	0.0	0.0
lab*tch	0.5	0.0	-
lab*nch	0.5	0.0	-

**relative Natural Colour (NC)**

lab*lrj	0.5	0.0	0.0
lab*tce	0.5	0.0	-
lab*nce	0.5	0.0	-

**relative Inform. Technology (IT)**

olvi3*	0.0	0.247	0.5	(1.0)
cmyn3*	1.0	0.753	0.5	(0.0)
olvi4*	0.5	0.747	1.0	0.5
cmyn4*	0.5	0.253	0.0	0.5

**standard and adapted CIELAB**

LAB*LAB	22.55	-10.61	-34.64
LAB*LABa	22.55	-10.61	-34.64
LAB*TCHa	25.01	36.24	252.96

**relative CIELAB lab\***

lab*lab	0.236	-0.145	-0.477
lab*tch	0.25	0.5	0.703
lab*nch	0.5	0.5	0.703

**relative Natural Colour (NC)**

lab*lrj	0.236	0.0	-0.499
lab*tce	0.25	0.5	0.75
lab*nce	0.5	0.5	b00r

**relative Inform. Technology (IT)**

olvi3*	0.0	0.0	0.0	(1.0)
cmyn3*	1.0	1.0	1.0	(0.0)
olvi4*	1.0	1.0	1.0	0.0
cmyn4*	0.0	0.0	0.0	1.0

**standard and adapted CIELAB**

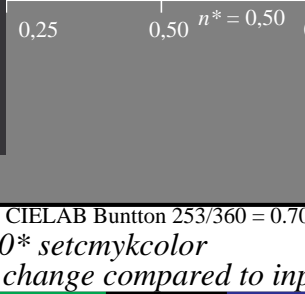
LAB*LAB	0.03	0.0	0.0
LAB*LABa	0.03	0.0	0.0
LAB*TCHa	0.01	0.01	-

**relative CIELAB lab\***

lab*lab	0.0	0.0	0.0
lab*tch	0.0	0.0	-
lab*nch	1.0	0.0	-

**relative Natural Colour (NC)**

lab*lrj	0.0	0.0	0.0
lab*tce	0.0	0.0	-
lab*nce	1.0	0.0	-



**relative Inform. Technology (IT)**

olvi3*	0.0	0.494	1.0	(1.0)
cmyn3*	1.0	0.506	0.0	(0.0)
olvi4*	0.0	0.494	1.0	1.0
cmyn4*	1.0	0.506	0.0	0.0

**standard and adapted CIELAB**

LAB*LAB	45.08	-21.24	-69.28
LAB*LABa	45.08	-21.24	-69.28
LAB*TCHa	50.0	72.48	252.95

**relative CIELAB lab\***

lab*lab	0.472	-0.292	-0.955
lab*tch	0.5	1.0	0.703
lab*nch	0.0	1.0	0.703

**relative Natural Colour (NC)**

lab*lrj	0.472	0.0	-0.999
lab*tce	0.5	1.0	0.75
lab*nce	0.0	1.0	b00r

BAM-Registrierung: 20060101-SG00/10Q/Q00G09NP.PS/.PDF BAM-Material: Code=rh4ta  
 Anwendung für Beurteilung und Messung von Drucker- oder Monitorssystemen  
 /SG00 Form: 10/10 Serie: 1/1, Seite: 10  
 Seitenzahl: 10