

Eingabe: Farbmetrisches Offset-Reflektiv-System ORS18

für Buntton $h^* = lab^*h = 38/360 = 0.106$

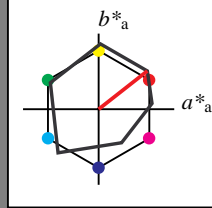
lab^*tch und lab^*nch

A: Buntton O

LCH*Ma: 48 82 38

olv*Ma: 1.0 0.0 0.0

Dreiecks-Helligkeit t^*



ORS18; adaptierte CIELAB-Daten

	$L^*=L^*_a$	a^*_a	b^*_a	$C^*_{ab,a}$	$h^*_{ab,a}$
OMa	47.94	64.42	50.58	81.9	38
YMa	92.62	2.41	86.36	86.39	88
LMa	50.9	-63.82	35.02	72.81	151
CMa	51.25	-53.68	-57.69	78.82	227
VMa	25.72	30.34	-44.37	53.76	304
MMa	56.25	70.59	7.57	70.99	6
NMa	18.11	0.0	0.0	0.0	0
WMa	95.6	0.0	0.0	0.0	0
RCIE	47.79	60.85	41.08	73.41	34
JCIE	83.82	6.52	66.9	67.22	84
GCIE	49.0	-36.83	2.78	36.95	176
BCIE	25.14	-18.35	-56.22	59.15	252

%Umfang

$u^*_{rel} = 96$

%Regularität

$g^*_{H,rel} = -385$

$g^*_{C,rel} = 62$

Ausgabe: Farbmetrisches Fernseh-Licht-System TLS00

für Buntton $h^* = lab^*h = 35/360 = 0.097$

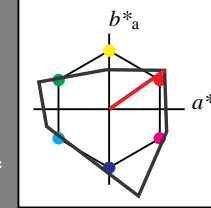
lab^*tch und lab^*nch

A: Buntton O

LCH*Ma: 66 90 35

olv*Ma: 1.0 0.0 0.0

Dreiecks-Helligkeit t^*



TLS00; adaptierte CIELAB-Daten

	$L^*=L^*_a$	a^*_a	b^*_a	$C^*_{ab,a}$	$h^*_{ab,a}$
OMa	65.56	73.34	51.39	89.55	35
YMa	94.78	-3.49	52.24	52.36	94
LMa	77.48	-92.97	36.0	99.71	159
CMa	78.36	-82.69	-22.74	85.77	195
VMa	12.55	38.81	-114.81	121.2	289
MMa	66.71	76.08	-29.8	81.71	339
NMa	0.01	0.0	0.0	0.0	0
WMa	95.41	0.0	0.0	0.0	0
RCIE	47.79	61.74	42.56	74.99	35
JCIE	83.82	7.06	70.78	71.13	84
GCIE	49.0	-35.95	4.34	36.22	173
BCIE	25.14	-17.24	-56.24	58.84	253

%Umfang

$u^*_{rel} = 141$

%Regularität

$g^*_{H,rel} = 39$

$g^*_{C,rel} = 43$

relative Inform. Technology (IT)
 $olvi3^* \ 1.0 \ 1.0 \ 1.0 \ (1.0)$
 $cmyn3^* \ 0.0 \ 0.0 \ 0.0 \ (0.0)$
 $olvi4^* \ 1.0 \ 1.0 \ 1.0 \ 1.0$
 $cmyn4^* \ 0.0 \ 0.0 \ 0.0 \ 0.0$

standard and adapted CIELAB
 $LAB^*LAB \ 95.41 \ 0.0 \ 0.0$
 $LAB^*LABa \ 95.41 \ 0.0 \ 0.0$
 $LAB^*TCHa \ 99.99 \ 0.01 \ -$

relative CIELAB lab*
 $lab^*lab \ 1.0 \ 0.0 \ 0.0$
 $lab^*tch \ 1.0 \ 0.0 \ -$
 $lab^*nch \ 0.0 \ 0.0 \ -$

relative Natural Colour (NC)
 $lab^*lrj \ 1.0 \ 0.0 \ 0.0$
 $lab^*tce \ 1.0 \ 0.0 \ -$
 $lab^*nce \ 0.0 \ 0.0 \ -$

relative Inform. Technology (IT)
 $olvi3^* \ 0.5 \ 0.5 \ 0.5 \ (1.0)$
 $cmyn3^* \ 0.5 \ 0.5 \ 0.5 \ (0.0)$
 $olvi4^* \ 1.0 \ 1.0 \ 1.0 \ 0.5$
 $cmyn4^* \ 0.0 \ 0.0 \ 0.0 \ 0.5$

standard and adapted CIELAB
 $LAB^*LAB \ 47.72 \ 0.0 \ 0.0$
 $LAB^*LABa \ 47.72 \ 0.0 \ 0.0$
 $LAB^*TCHa \ 50.0 \ 0.01 \ -$

relative CIELAB lab*
 $lab^*lab \ 0.5 \ 0.0 \ 0.0$
 $lab^*tch \ 0.5 \ 0.0 \ -$
 $lab^*nch \ 0.5 \ 0.0 \ -$

relative Natural Colour (NC)
 $lab^*lrj \ 0.5 \ 0.0 \ 0.0$
 $lab^*tce \ 0.5 \ 0.0 \ -$
 $lab^*nce \ 0.5 \ 0.0 \ -$

relative Inform. Technology (IT)
 $olvi3^* \ 0.0 \ 0.0 \ 0.0 \ (1.0)$
 $cmyn3^* \ 1.0 \ 1.0 \ 1.0 \ (0.0)$
 $olvi4^* \ 1.0 \ 1.0 \ 1.0 \ 0.0$
 $cmyn4^* \ 0.0 \ 0.0 \ 0.0 \ 1.0$

standard and adapted CIELAB
 $LAB^*LAB \ 0.03 \ 0.0 \ 0.0$
 $LAB^*LABa \ 0.03 \ 0.0 \ 0.0$
 $LAB^*TCHa \ 0.01 \ 0.01 \ -$

relative CIELAB lab*
 $lab^*lab \ 0.0 \ 0.0 \ 0.0$
 $lab^*tch \ 0.0 \ 0.0 \ -$
 $lab^*nch \ 1.0 \ 0.0 \ -$

relative Natural Colour (NC)
 $lab^*lrj \ 0.0 \ 0.0 \ 0.0$
 $lab^*tce \ 0.0 \ 0.0 \ -$
 $lab^*nce \ 1.0 \ 0.0 \ -$

relative Inform. Technology (IT)
 $olvi3^* \ 1.0 \ 0.5 \ 0.5 \ (1.0)$
 $cmyn3^* \ 0.0 \ 0.5 \ 0.5 \ (0.0)$
 $olvi4^* \ 1.0 \ 0.5 \ 0.5 \ 1.0$
 $cmyn4^* \ 0.0 \ 0.5 \ 0.5 \ 0.0$

standard and adapted CIELAB
 $LAB^*LAB \ 80.48 \ 36.66 \ 25.69$
 $LAB^*LABa \ 80.48 \ 36.66 \ 25.69$
 $LAB^*TCHa \ 75.0 \ 44.77 \ 35.02$

relative CIELAB lab*
 $lab^*lab \ 0.843 \ 0.409 \ 0.287$
 $lab^*tch \ 0.75 \ 0.5 \ 0.097$
 $lab^*nch \ 0.0 \ 0.5 \ 0.097$

relative Natural Colour (NC)
 $lab^*lrj \ 0.843 \ 0.5 \ 0.007$
 $lab^*tce \ 0.75 \ 0.5 \ 0.002$
 $lab^*nce \ 0.0 \ 0.5 \ r00j$

relative Inform. Technology (IT)
 $olvi3^* \ 0.5 \ 0.0 \ 0.0 \ (1.0)$
 $cmyn3^* \ 0.5 \ 1.0 \ 1.0 \ (0.0)$
 $olvi4^* \ 1.0 \ 0.5 \ 0.5 \ 0.5$
 $cmyn4^* \ 0.0 \ 0.5 \ 0.5 \ 0.5$

standard and adapted CIELAB
 $LAB^*LAB \ 32.79 \ 36.66 \ 25.69$
 $LAB^*LABa \ 32.79 \ 36.66 \ 25.69$
 $LAB^*TCHa \ 25.01 \ 44.77 \ 35.02$

relative CIELAB lab*
 $lab^*lab \ 0.344 \ 0.409 \ 0.287$
 $lab^*tch \ 0.25 \ 0.5 \ 0.097$
 $lab^*nch \ 0.5 \ 0.5 \ 0.097$

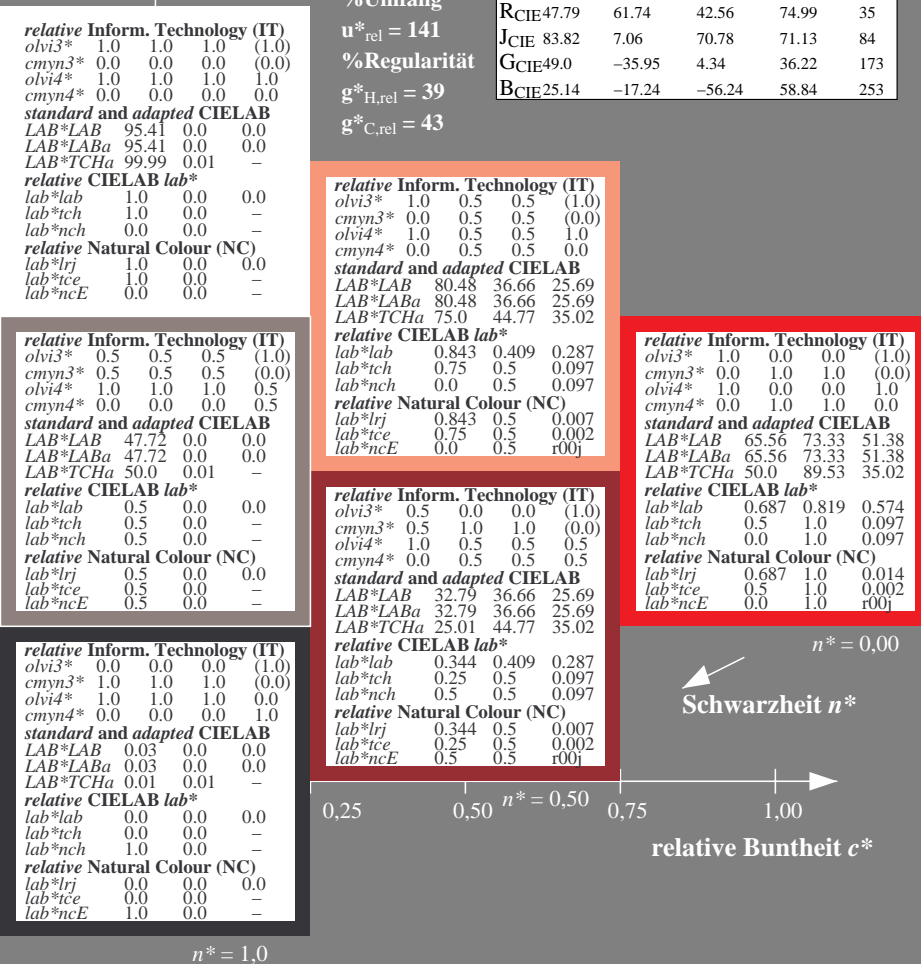
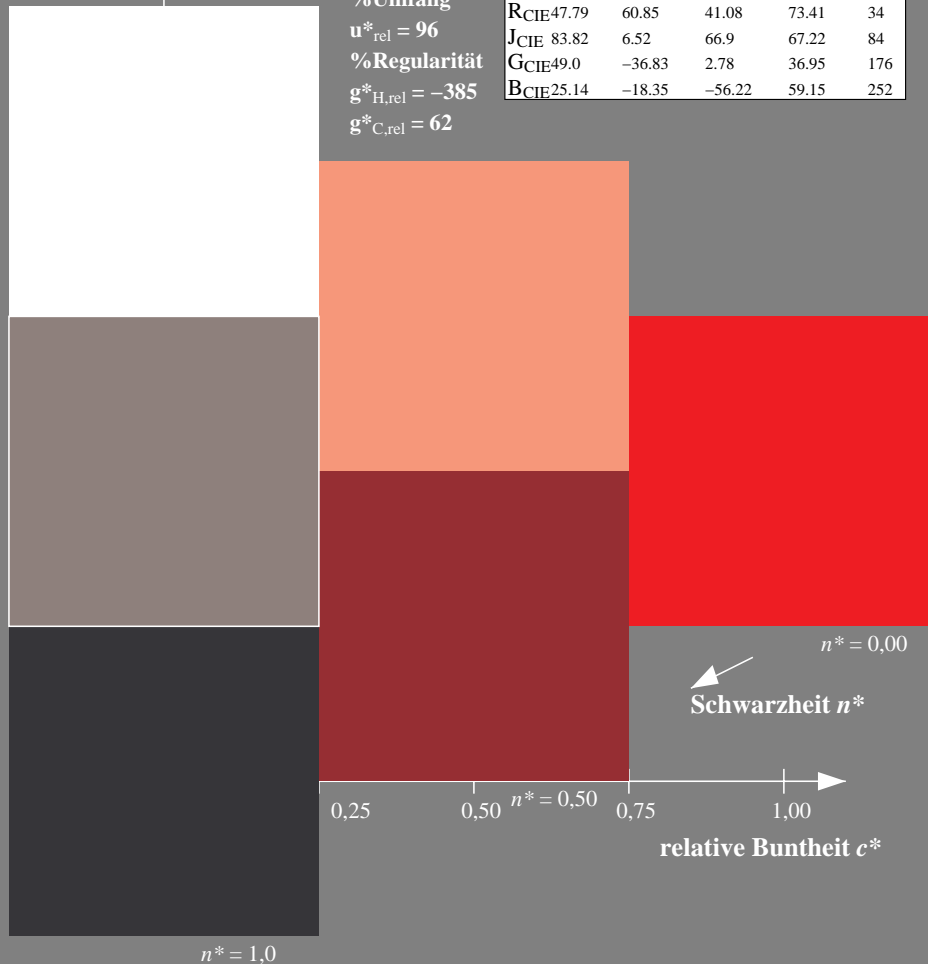
relative Natural Colour (NC)
 $lab^*lrj \ 0.344 \ 0.5 \ 0.007$
 $lab^*tce \ 0.25 \ 0.5 \ 0.002$
 $lab^*nce \ 0.5 \ 0.5 \ r00j$

relative Inform. Technology (IT)
 $olvi3^* \ 1.0 \ 0.0 \ 0.0 \ (1.0)$
 $cmyn3^* \ 0.0 \ 1.0 \ 1.0 \ (0.0)$
 $olvi4^* \ 1.0 \ 0.0 \ 0.0 \ 1.0$
 $cmyn4^* \ 0.0 \ 1.0 \ 1.0 \ 0.0$

standard and adapted CIELAB
 $LAB^*LAB \ 65.56 \ 73.33 \ 51.38$
 $LAB^*LABa \ 65.56 \ 73.33 \ 51.38$
 $LAB^*TCHa \ 50.0 \ 89.53 \ 35.02$

relative CIELAB lab*
 $lab^*lab \ 0.687 \ 0.819 \ 0.574$
 $lab^*tch \ 0.5 \ 1.0 \ 0.097$
 $lab^*nch \ 0.0 \ 1.0 \ 0.097$

relative Natural Colour (NC)
 $lab^*lrj \ 0.687 \ 1.0 \ 0.014$
 $lab^*tce \ 0.5 \ 1.0 \ 0.002$
 $lab^*nce \ 0.0 \ 1.0 \ r00j$



Eingabe: Farbmetrisches Offset-Reflektiv-System ORS18

für Buntton $h^* = lab^*h = 88/360 = 0.246$

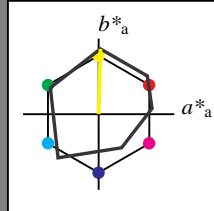
lab^*tch und lab^*nch

A: Buntton Y

LCH*Ma: 93 86 88

olv*Ma: 1.0 1.0 0.0

Dreiecks-Helligkeit t^*



ORS18; adaptierte CIELAB-Daten

	$L^*=L^*_a$	a^*_a	b^*_a	$C^*_{ab,a}$	$h^*_{ab,a}$
OMa	47.94	64.42	50.58	81.9	38
YMa	92.62	2.41	86.36	86.39	88
LMa	50.9	-63.82	35.02	72.81	151
CMa	51.25	-53.68	-57.69	78.82	227
VMa	25.72	30.34	-44.37	53.76	304
MMa	56.25	70.59	7.57	70.99	6
NMa	18.11	0.0	0.0	0.0	0
WMa	95.6	0.0	0.0	0.0	0
RCIE	47.79	60.85	41.08	73.41	34
JCIE	83.82	6.52	66.9	67.22	84
GCIE	49.0	-36.83	2.78	36.95	176
BCIE	25.14	-18.35	-56.22	59.15	252

%Umfang

$u^*_{rel} = 96$

%Regularität

$g^*_{H,rel} = -385$

$g^*_{C,rel} = 62$

Ausgabe: Farbmetrisches Fernseh-Licht-System TLS00

für Buntton $h^* = lab^*h = 94/360 = 0.261$

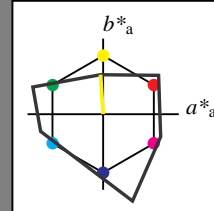
lab^*tch und lab^*nch

A: Buntton Y

LCH*Ma: 95 52 94

olv*Ma: 1.0 1.0 0.0

Dreiecks-Helligkeit t^*



TLS00; adaptierte CIELAB-Daten

	$L^*=L^*_a$	a^*_a	b^*_a	$C^*_{ab,a}$	$h^*_{ab,a}$
OMa	65.56	73.34	51.39	89.55	35
YMa	94.78	-3.49	52.24	52.36	94
LMa	77.48	-92.97	36.0	99.71	159
CMa	78.36	-82.69	-22.74	85.77	195
VMa	12.55	38.81	-114.81	121.2	289
MMa	66.71	76.08	-29.8	81.71	339
NMa	0.01	0.0	0.0	0.0	0
WMa	95.41	0.0	0.0	0.0	0
RCIE	47.79	61.74	42.56	74.99	35
JCIE	83.82	7.06	70.78	71.13	84
GCIE	49.0	-35.95	4.34	36.22	173
BCIE	25.14	-17.24	-56.24	58.84	253

%Umfang

$u^*_{rel} = 141$

%Regularität

$g^*_{H,rel} = 39$

$g^*_{C,rel} = 43$

relative Inform. Technology (IT)
 $olvi3^* \ 1.0 \ 1.0 \ 1.0 \ (1.0)$
 $cmyn3^* \ 0.0 \ 0.0 \ 0.0 \ (0.0)$
 $olvi4^* \ 1.0 \ 1.0 \ 1.0 \ 1.0$
 $cmyn4^* \ 0.0 \ 0.0 \ 0.0 \ 0.0$

standard and adapted CIELAB
 $LAB^*LAB \ 95.41 \ 0.0 \ 0.0$
 $LAB^*LABa \ 95.41 \ 0.0 \ 0.0$
 $LAB^*TCHa \ 99.99 \ 0.01 \ -$

relative CIELAB lab*
 $lab^*lab \ 1.0 \ 0.0 \ 0.0$
 $lab^*tch \ 1.0 \ 0.0 \ -$
 $lab^*nch \ 0.0 \ 0.0 \ -$

relative Natural Colour (NC)
 $lab^*lrj \ 1.0 \ 0.0 \ 0.0$
 $lab^*tce \ 1.0 \ 0.0 \ -$
 $lab^*nce \ 0.0 \ 0.0 \ -$

relative Inform. Technology (IT)
 $olvi3^* \ 0.5 \ 0.5 \ 0.5 \ (1.0)$
 $cmyn3^* \ 0.5 \ 0.5 \ 0.5 \ (0.0)$
 $olvi4^* \ 1.0 \ 1.0 \ 1.0 \ 0.5$
 $cmyn4^* \ 0.0 \ 0.0 \ 0.0 \ 0.5$

standard and adapted CIELAB
 $LAB^*LAB \ 47.72 \ 0.0 \ 0.0$
 $LAB^*LABa \ 47.72 \ 0.0 \ 0.0$
 $LAB^*TCHa \ 50.0 \ 0.01 \ -$

relative CIELAB lab*
 $lab^*lab \ 0.5 \ 0.0 \ 0.0$
 $lab^*tch \ 0.5 \ 0.0 \ -$
 $lab^*nch \ 0.5 \ 0.0 \ -$

relative Natural Colour (NC)
 $lab^*lrj \ 0.5 \ 0.0 \ 0.0$
 $lab^*tce \ 0.5 \ 0.0 \ -$
 $lab^*nce \ 0.5 \ 0.0 \ -$

relative Inform. Technology (IT)
 $olvi3^* \ 0.0 \ 0.0 \ 0.0 \ (1.0)$
 $cmyn3^* \ 1.0 \ 1.0 \ 1.0 \ (0.0)$
 $olvi4^* \ 1.0 \ 1.0 \ 1.0 \ 0.0$
 $cmyn4^* \ 0.0 \ 0.0 \ 0.0 \ 1.0$

standard and adapted CIELAB
 $LAB^*LAB \ 0.03 \ 0.0 \ 0.0$
 $LAB^*LABa \ 0.03 \ 0.0 \ 0.0$
 $LAB^*TCHa \ 0.01 \ 0.01 \ -$

relative CIELAB lab*
 $lab^*lab \ 0.0 \ 0.0 \ 0.0$
 $lab^*tch \ 0.0 \ 0.0 \ -$
 $lab^*nch \ 1.0 \ 0.0 \ -$

relative Natural Colour (NC)
 $lab^*lrj \ 0.0 \ 0.0 \ 0.0$
 $lab^*tce \ 0.0 \ 0.0 \ -$
 $lab^*nce \ 1.0 \ 0.0 \ -$

relative Inform. Technology (IT)
 $olvi3^* \ 1.0 \ 1.0 \ 0.5 \ (1.0)$
 $cmyn3^* \ 0.0 \ 0.0 \ 0.5 \ (0.0)$
 $olvi4^* \ 1.0 \ 1.0 \ 0.5 \ 1.0$
 $cmyn4^* \ 0.0 \ 0.0 \ 0.5 \ 0.0$

standard and adapted CIELAB
 $LAB^*LAB \ 95.09 \ -1.74 \ 26.11$
 $LAB^*LABa \ 95.09 \ -1.74 \ 26.11$
 $LAB^*TCHa \ 75.0 \ 26.17 \ 93.83$

relative CIELAB lab*
 $lab^*lab \ 0.997 \ -0.032 \ 0.499$
 $lab^*tch \ 0.75 \ 0.5 \ 0.261$
 $lab^*nch \ 0.0 \ 0.5 \ 0.261$

relative Natural Colour (NC)
 $lab^*lrj \ 0.997 \ -0.083 \ 0.493$
 $lab^*tce \ 0.75 \ 0.5 \ 0.277$
 $lab^*nce \ 0.0 \ 0.5 \ j10g$

relative Inform. Technology (IT)
 $olvi3^* \ 0.5 \ 0.5 \ 0.0 \ (1.0)$
 $cmyn3^* \ 0.5 \ 0.5 \ 1.0 \ (0.0)$
 $olvi4^* \ 1.0 \ 1.0 \ 0.5 \ 0.5$
 $cmyn4^* \ 0.0 \ 0.0 \ 0.5 \ 0.5$

standard and adapted CIELAB
 $LAB^*LAB \ 47.4 \ -1.74 \ 26.11$
 $LAB^*LABa \ 47.4 \ -1.74 \ 26.11$
 $LAB^*TCHa \ 25.01 \ 26.17 \ 93.83$

relative CIELAB lab*
 $lab^*lab \ 0.497 \ -0.032 \ 0.499$
 $lab^*tch \ 0.25 \ 0.5 \ 0.261$
 $lab^*nch \ 0.5 \ 0.5 \ 0.261$


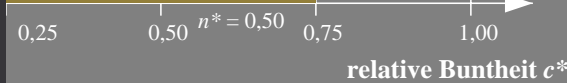
relative Natural Colour (NC)
 $lab^*lrj \ 0.497 \ -0.083 \ 0.493$
 $lab^*tce \ 0.25 \ 0.5 \ 0.277$
 $lab^*nce \ 0.5 \ 0.5 \ j10g$

relative Inform. Technology (IT)
 $olvi3^* \ 1.0 \ 1.0 \ 0.0 \ (1.0)$
 $cmyn3^* \ 0.0 \ 0.0 \ 1.0 \ (0.0)$
 $olvi4^* \ 1.0 \ 1.0 \ 0.0 \ 1.0$
 $cmyn4^* \ 0.0 \ 0.0 \ 1.0 \ 0.0$

standard and adapted CIELAB
 $LAB^*LAB \ 94.77 \ -3.49 \ 52.23$
 $LAB^*LABa \ 94.77 \ -3.49 \ 52.23$
 $LAB^*TCHa \ 50.0 \ 52.35 \ 93.83$

relative CIELAB lab*
 $lab^*lab \ 0.993 \ -0.066 \ 0.998$
 $lab^*tch \ 0.5 \ 1.0 \ 0.261$
 $lab^*nch \ 0.0 \ 1.0 \ 0.261$

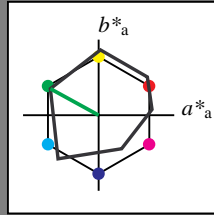
relative Natural Colour (NC)
 $lab^*lrj \ 0.993 \ -0.167 \ 0.986$
 $lab^*tce \ 0.5 \ 1.0 \ 0.277$
 $lab^*nce \ 0.0 \ 1.0 \ j10g$



Eingabe: Farbmetrisches Offset-Reflektiv-System ORS18

für Buntton $h^* = lab^*h = 151/360 = 0.42$
 lab^*tch und lab^*nch

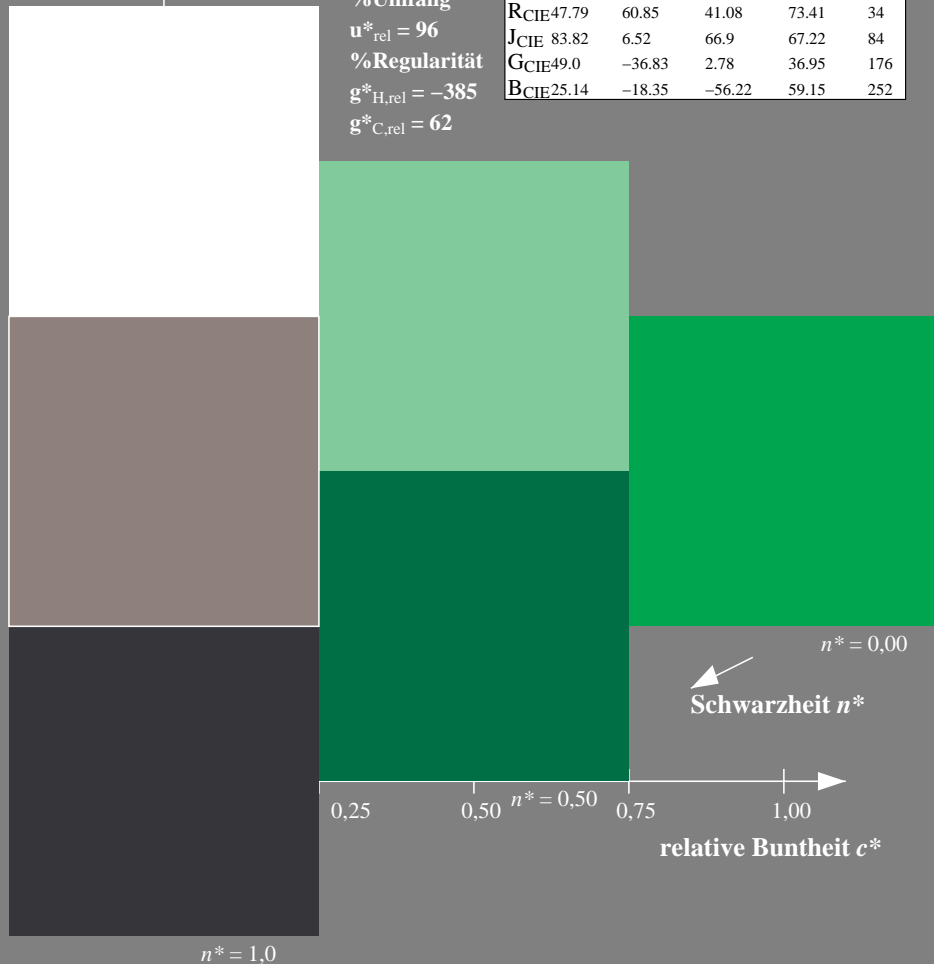
A: Buntton L
 LCH*Ma: 51 73 151
 olv*Ma: 0.0 1.0 0.0
 Dreiecks-Helligkeit t^*



ORS18; adaptierte CIELAB-Daten

	$L^*=L^*_a$	a^*_a	b^*_a	$C^*_{ab,a}$	$h^*_{ab,a}$
OMa	47.94	64.42	50.58	81.9	38
YMa	92.62	2.41	86.36	86.39	88
LMa	50.9	-63.82	35.02	72.81	151
CMa	51.25	-53.68	-57.69	78.82	227
VMa	25.72	30.34	-44.37	53.76	304
MMa	56.25	70.59	7.57	70.99	6
NMa	18.11	0.0	0.0	0.0	0
WMa	95.6	0.0	0.0	0.0	0
RCIE	47.79	60.85	41.08	73.41	34
JCIE	83.82	6.52	66.9	67.22	84
GCIE	49.0	-36.83	2.78	36.95	176
BCIE	25.14	-18.35	-56.22	59.15	252

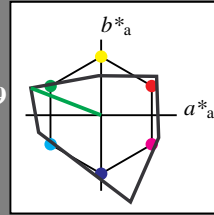
%Umfang
 $u^*_{rel} = 96$
 %Regularität
 $g^*_{H,rel} = -385$
 $g^*_{C,rel} = 62$



Ausgabe: Farbmetrisches Fernseh-Licht-System TLS00

für Buntton $h^* = lab^*h = 159/360 = 0.441$
 lab^*tch und lab^*nch

A: Buntton L
 LCH*Ma: 77 100 159
 olv*Ma: 0.0 1.0 0.0
 Dreiecks-Helligkeit t^*



TLS00; adaptierte CIELAB-Daten

	$L^*=L^*_a$	a^*_a	b^*_a	$C^*_{ab,a}$	$h^*_{ab,a}$
OMa	65.56	73.34	51.39	89.55	35
YMa	94.78	-3.49	52.24	52.36	94
LMa	77.48	-92.97	36.0	99.71	159
CMa	78.36	-82.69	-22.74	85.77	195
VMa	12.55	38.81	-114.81	121.2	289
MMa	66.71	76.08	-29.8	81.71	339
NMa	0.01	0.0	0.0	0.0	0
WMa	95.41	0.0	0.0	0.0	0
RCIE	47.79	61.74	42.56	74.99	35
JCIE	83.82	7.06	70.78	71.13	84
GCIE	49.0	-35.95	4.34	36.22	173
BCIE	25.14	-17.24	-56.24	58.84	253

%Umfang
 $u^*_{rel} = 141$
 %Regularität
 $g^*_{H,rel} = 39$
 $g^*_{C,rel} = 43$

relative Inform. Technology (IT)

olvi3*	1.0	1.0	1.0	(1.0)
cmyn3*	0.0	0.0	0.0	(0.0)
olvi4*	1.0	1.0	1.0	1.0
cmyn4*	0.0	0.0	0.0	0.0

standard and adapted CIELAB

LAB*LAB	95.41	0.0	0.0
LAB*LABa	95.41	0.0	0.0
LAB*TCHa	99.99	0.01	-

relative CIELAB lab*

lab*lab	1.0	0.0	0.0
lab*tch	1.0	0.0	-
lab*nch	0.0	0.0	-

relative Natural Colour (NC)

lab*lrj	1.0	0.0	0.0
lab*tce	1.0	0.0	-
lab*nce	0.0	0.0	-

relative Inform. Technology (IT)

olvi3*	0.5	1.0	0.5	(1.0)
cmyn3*	0.5	0.0	0.5	(0.0)
olvi4*	0.5	1.0	0.5	1.0
cmyn4*	0.5	0.0	0.5	0.0

standard and adapted CIELAB

LAB*LAB	86.44	-46.47	18.0
LAB*LABa	86.44	-46.47	18.0
LAB*TCHa	75.0	49.84	158.83

relative CIELAB lab*

lab*lab	0.906	-0.465	0.18
lab*tch	0.75	0.5	0.441
lab*nch	0.0	0.5	0.441

relative Natural Colour (NC)

lab*lrj	0.906	-0.483	0.125
lab*tce	0.75	0.5	0.46
lab*nce	0.0	0.5	0.83g

relative Inform. Technology (IT)

olvi3*	0.5	0.5	0.5	(1.0)
cmyn3*	0.5	0.5	0.5	(0.0)
olvi4*	1.0	1.0	1.0	0.5
cmyn4*	0.0	0.0	0.0	0.5

standard and adapted CIELAB

LAB*LAB	47.72	0.0	0.0
LAB*LABa	47.72	0.0	0.0
LAB*TCHa	50.0	0.01	-

relative CIELAB lab*

lab*lab	0.5	0.0	0.0
lab*tch	0.5	0.0	-
lab*nch	0.5	0.0	-

relative Natural Colour (NC)

lab*lrj	0.5	0.0	0.0
lab*tce	0.5	0.0	-
lab*nce	0.5	0.0	-

relative Inform. Technology (IT)

olvi3*	0.0	0.5	0.0	(1.0)
cmyn3*	1.0	0.5	1.0	(0.0)
olvi4*	0.5	1.0	0.5	0.5
cmyn4*	0.5	0.0	0.5	0.5

standard and adapted CIELAB

LAB*LAB	38.75	-46.47	18.0
LAB*LABa	38.75	-46.47	18.0
LAB*TCHa	25.01	49.84	158.83

relative CIELAB lab*

lab*lab	0.406	-0.465	0.18
lab*tch	0.25	0.5	0.441
lab*nch	0.5	0.5	0.441

relative Natural Colour (NC)

lab*lrj	0.406	-0.483	0.125
lab*tce	0.25	0.5	0.46
lab*nce	0.5	0.5	0.83g

relative Inform. Technology (IT)

olvi3*	0.0	0.0	0.0	(1.0)
cmyn3*	1.0	1.0	1.0	(0.0)
olvi4*	1.0	1.0	1.0	0.0
cmyn4*	0.0	0.0	0.0	1.0

standard and adapted CIELAB

LAB*LAB	0.03	0.0	0.0
LAB*LABa	0.03	0.0	0.0
LAB*TCHa	0.01	0.01	-

relative CIELAB lab*

lab*lab	0.0	0.0	0.0
lab*tch	0.0	0.0	-
lab*nch	1.0	0.0	-

relative Natural Colour (NC)

lab*lrj	0.0	0.0	0.0
lab*tce	0.0	0.0	-
lab*nce	1.0	0.0	-

relative Inform. Technology (IT)

olvi3*	0.0	0.5	0.0	(1.0)
cmyn3*	1.0	0.5	1.0	(0.0)
olvi4*	0.5	1.0	0.5	0.5
cmyn4*	0.5	0.0	0.5	0.5

standard and adapted CIELAB

LAB*LAB	38.75	-46.47	18.0
LAB*LABa	38.75	-46.47	18.0
LAB*TCHa	25.01	49.84	158.83

relative CIELAB lab*

lab*lab	0.406	-0.465	0.18
lab*tch	0.25	0.5	0.441
lab*nch	0.5	0.5	0.441

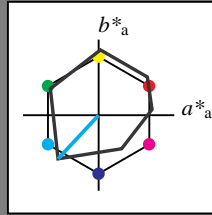
relative Natural Colour (NC)

lab*lrj	0.406	-0.483	0.125
lab*tce	0.25	0.5	0.46
lab*nce	0.5	0.5	0.83g

Eingabe: Farbmétrisches Offset-Reflektiv-System ORS18

für Buntton $h^* = lab^*h = 227/360 = 0.631$
 lab^*tch und lab^*nch

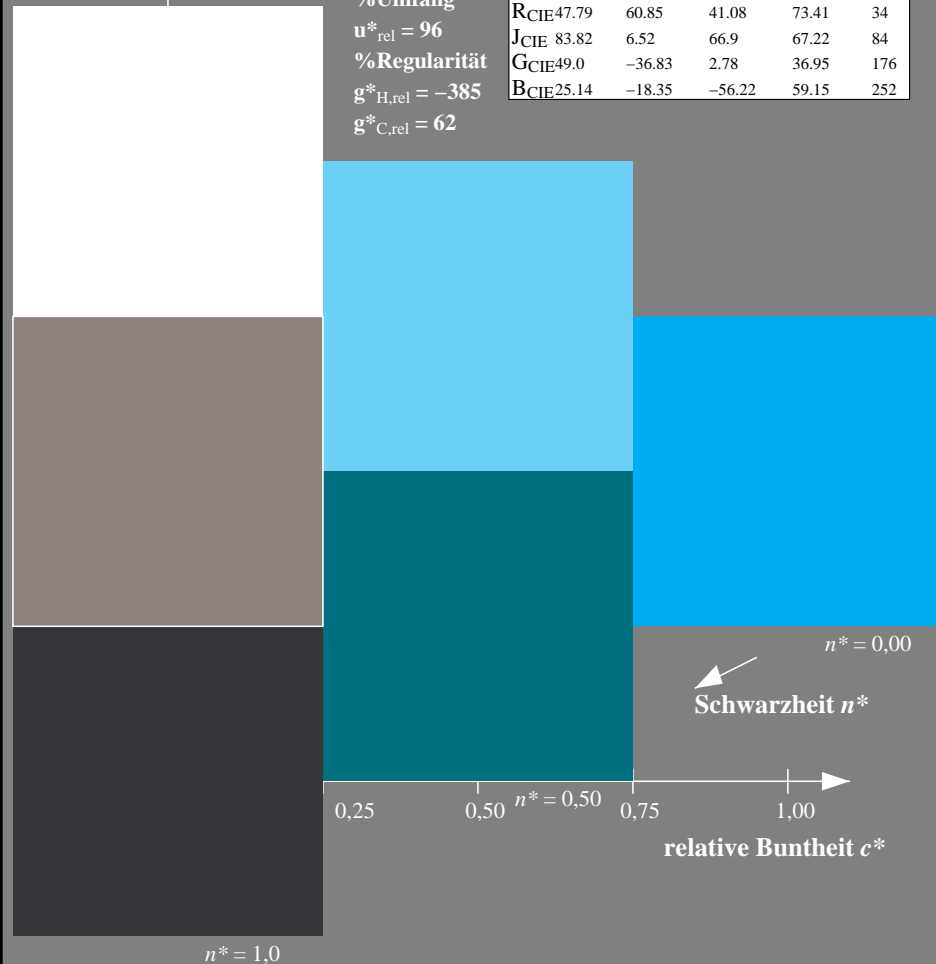
A: Buntton C
 LCH*Ma: 51 79 227
 olv*Ma: 0.0 1.0 1.0
 Dreiecks-Helligkeit t^*



ORS18; adaptierte CIELAB-Daten

	$L^*=L^*_a$	a^*_a	b^*_a	$C^*_{ab,a}$	$h^*_{ab,a}$
OMa	47.94	64.42	50.58	81.9	38
YMa	92.62	2.41	86.36	86.39	88
LMa	50.9	-63.82	35.02	72.81	151
CMa	51.25	-53.68	-57.69	78.82	227
VMa	25.72	30.34	-44.37	53.76	304
MMa	56.25	70.59	7.57	70.99	6
NMa	18.11	0.0	0.0	0.0	0
WMa	95.6	0.0	0.0	0.0	0
RCIE	47.79	60.85	41.08	73.41	34
JCIE	83.82	6.52	66.9	67.22	84
GCIE	49.0	-36.83	2.78	36.95	176
BCIE	25.14	-18.35	-56.22	59.15	252

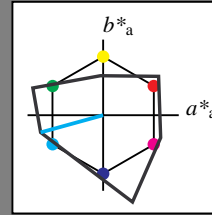
%Umfang
 $u^*_{rel} = 96$
 %Regularität
 $g^*_{H,rel} = -385$
 $g^*_{C,rel} = 62$



Ausgabe: Farbmétrisches Fernseh-Licht-System TLS00

für Buntton $h^* = lab^*h = 195/360 = 0.543$
 lab^*tch und lab^*nch

A: Buntton C
 LCH*Ma: 78 86 195
 olv*Ma: 0.0 1.0 1.0
 Dreiecks-Helligkeit t^*



TLS00; adaptierte CIELAB-Daten

	$L^*=L^*_a$	a^*_a	b^*_a	$C^*_{ab,a}$	$h^*_{ab,a}$
OMa	65.56	73.34	51.39	89.55	35
YMa	94.78	-3.49	52.24	52.36	94
LMa	77.48	-92.97	36.0	99.71	159
CMa	78.36	-82.69	-22.74	85.77	195
VMa	12.55	38.81	-114.81	121.2	289
MMa	66.71	76.08	-29.8	81.71	339
NMa	0.01	0.0	0.0	0.0	0
WMa	95.41	0.0	0.0	0.0	0
RCIE	47.79	61.74	42.56	74.99	35
JCIE	83.82	7.06	70.78	71.13	84
GCIE	49.0	-35.95	4.34	36.22	173
BCIE	25.14	-17.24	-56.24	58.84	253

%Umfang
 $u^*_{rel} = 141$
 %Regularität
 $g^*_{H,rel} = 39$
 $g^*_{C,rel} = 43$

relative Inform. Technology (IT)

olvi3*	1.0	1.0	1.0	(1.0)
cmyn3*	0.0	0.0	0.0	(0.0)
olvi4*	1.0	1.0	1.0	1.0
cmyn4*	0.0	0.0	0.0	0.0

standard and adapted CIELAB

LAB*LAB	95.41	0.0	0.0
LAB*LABa	95.41	0.0	0.0
LAB*TCHa	99.99	0.01	-

relative CIELAB lab*

lab*lab	1.0	0.0	0.0
lab*tch	1.0	0.0	-
lab*nch	0.0	0.0	-

relative Natural Colour (NC)

lab*lrj	1.0	0.0	0.0
lab*tce	1.0	0.0	-
lab*nce	0.0	0.0	-

relative Inform. Technology (IT)

olvi3*	0.5	1.0	1.0	(1.0)
cmyn3*	0.5	0.0	0.0	(0.0)
olvi4*	0.5	1.0	1.0	1.0
cmyn4*	0.5	0.0	0.0	0.0

standard and adapted CIELAB

LAB*LAB	86.88	-41.33	-11.36
LAB*LABa	86.88	-41.33	-11.36
LAB*TCHa	75.0	42.88	195.38

relative CIELAB lab*

lab*lab	0.911	-0.481	-0.132
lab*tch	0.75	0.5	0.543
lab*nch	0.0	0.5	0.543

relative Natural Colour (NC)

lab*lrj	0.911	-0.452	-0.211
lab*tce	0.75	0.5	0.57
lab*nce	0.0	0.5	g27b

relative Inform. Technology (IT)

olvi3*	0.5	0.5	0.5	(1.0)
cmyn3*	0.5	0.5	0.5	(0.0)
olvi4*	1.0	1.0	1.0	0.5
cmyn4*	0.0	0.0	0.0	0.5

standard and adapted CIELAB

LAB*LAB	47.72	0.0	0.0
LAB*LABa	47.72	0.0	0.0
LAB*TCHa	50.0	0.01	-

relative CIELAB lab*

lab*lab	0.5	0.0	0.0
lab*tch	0.5	0.0	-
lab*nch	0.5	0.0	-

relative Natural Colour (NC)

lab*lrj	0.5	0.0	0.0
lab*tce	0.5	0.0	-
lab*nce	0.5	0.0	-

relative Inform. Technology (IT)

olvi3*	0.0	0.5	0.5	(1.0)
cmyn3*	1.0	0.5	0.5	(0.0)
olvi4*	0.5	1.0	1.0	0.5
cmyn4*	0.5	0.0	0.0	0.5

standard and adapted CIELAB

LAB*LAB	39.19	-41.33	-11.36
LAB*LABa	39.19	-41.33	-11.36
LAB*TCHa	25.01	42.88	195.38

relative CIELAB lab*

lab*lab	0.411	-0.481	-0.132
lab*tch	0.25	0.5	0.543
lab*nch	0.5	0.5	0.543

relative Natural Colour (NC)

lab*lrj	0.411	-0.452	-0.211
lab*tce	0.25	0.5	0.57
lab*nce	0.5	0.5	g27b

relative Inform. Technology (IT)

olvi3*	0.0	0.0	0.0	(1.0)
cmyn3*	1.0	1.0	1.0	(0.0)
olvi4*	1.0	1.0	1.0	0.0
cmyn4*	0.0	0.0	0.0	1.0

standard and adapted CIELAB

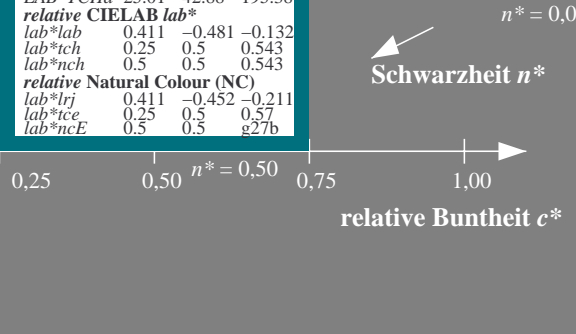
LAB*LAB	0.03	0.0	0.0
LAB*LABa	0.03	0.0	0.0
LAB*TCHa	0.01	0.01	-

relative CIELAB lab*

lab*lab	0.0	0.0	0.0
lab*tch	0.0	0.0	-
lab*nch	1.0	0.0	-

relative Natural Colour (NC)

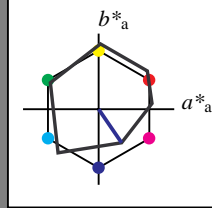
lab*lrj	0.0	0.0	0.0
lab*tce	0.0	0.0	-
lab*nce	1.0	0.0	-



Eingabe: Farbmétrisches Offset-Reflektiv-System ORS18

für Buntton $h^* = lab^*h = 304/360 = 0.845$
 lab^*tch und lab^*nch

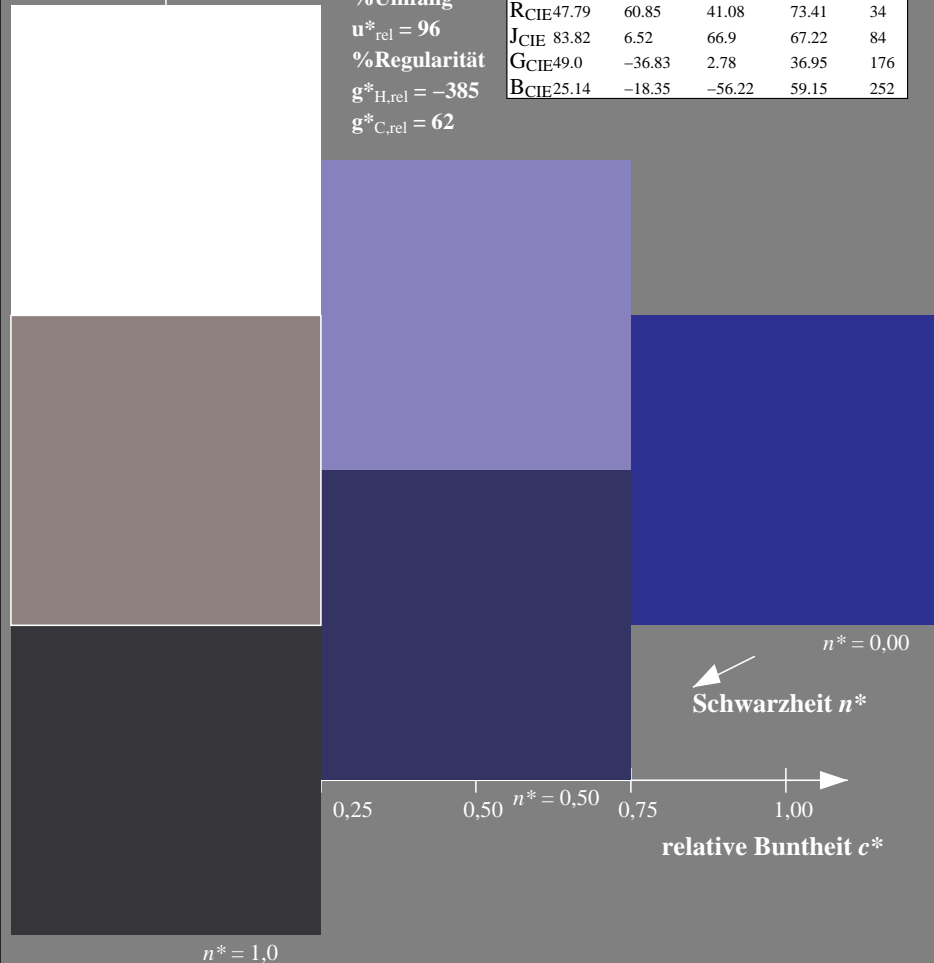
A: Buntton V
 LCH*Ma: 26 54 304
 olv*Ma: 0.0 0.0 1.0
 Dreiecks-Helligkeit t^*



ORS18; adaptierte CIELAB-Daten

	$L^*=L^*_a$	a^*_a	b^*_a	$C^*_{ab,a}$	$h^*_{ab,a}$
OMa	47.94	64.42	50.58	81.9	38
YMa	92.62	2.41	86.36	86.39	88
LMa	50.9	-63.82	35.02	72.81	151
CMa	51.25	-53.68	-57.69	78.82	227
VMa	25.72	30.34	-44.37	53.76	304
MMa	56.25	70.59	7.57	70.99	6
NMa	18.11	0.0	0.0	0.0	0
WMa	95.6	0.0	0.0	0.0	0
RCIE	47.79	60.85	41.08	73.41	34
JCIE	83.82	6.52	66.9	67.22	84
GCIE	49.0	-36.83	2.78	36.95	176
BCIE	25.14	-18.35	-56.22	59.15	252

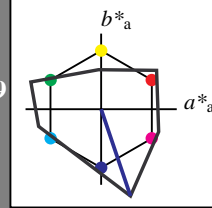
%Umfang
 $u^*_{rel} = 96$
 %Regularität
 $g^*_{H,rel} = -385$
 $g^*_{C,rel} = 62$



Ausgabe: Farbmétrisches Fernseh-Licht-System TLS00

für Buntton $h^* = lab^*h = 289/360 = 0.802$
 lab^*tch und lab^*nch

A: Buntton V
 LCH*Ma: 13 121 289
 olv*Ma: 0.0 0.0 1.0
 Dreiecks-Helligkeit t^*



TLS00; adaptierte CIELAB-Daten

	$L^*=L^*_a$	a^*_a	b^*_a	$C^*_{ab,a}$	$h^*_{ab,a}$
OMa	65.56	73.34	51.39	89.55	35
YMa	94.78	-3.49	52.24	52.36	94
LMa	77.48	-92.97	36.0	99.71	159
CMa	78.36	-82.69	-22.74	85.77	195
VMa	12.55	38.81	-114.81	121.2	289
MMa	66.71	76.08	-29.8	81.71	339
NMa	0.01	0.0	0.0	0.0	0
WMa	95.41	0.0	0.0	0.0	0
RCIE	47.79	61.74	42.56	74.99	35
JCIE	83.82	7.06	70.78	71.13	84
GCIE	49.0	-35.95	4.34	36.22	173
BCIE	25.14	-17.24	-56.24	58.84	253

%Umfang
 $u^*_{rel} = 141$
 %Regularität
 $g^*_{H,rel} = 39$
 $g^*_{C,rel} = 43$

relative Inform. Technology (IT)

olvi3*	1.0	1.0	1.0	(1.0)
cmyn3*	0.0	0.0	0.0	(0.0)
olvi4*	1.0	1.0	1.0	1.0
cmyn4*	0.0	0.0	0.0	0.0

standard and adapted CIELAB

LAB*LAB	95.41	0.0	0.0
LAB*LABa	95.41	0.0	0.0
LAB*TCHa	99.99	0.01	-

relative CIELAB lab*

lab*lab	1.0	0.0	0.0
lab*tch	1.0	0.0	-
lab*nch	0.0	0.0	-

relative Natural Colour (NC)

lab*lrj	1.0	0.0	0.0
lab*tce	1.0	0.0	-
lab*nce	0.0	0.0	-

relative Inform. Technology (IT)

olvi3*	0.5	0.5	1.0	(1.0)
cmyn3*	0.5	0.5	0.0	(0.0)
olvi4*	0.5	0.5	1.0	1.0
cmyn4*	0.5	0.5	0.0	0.0

standard and adapted CIELAB

LAB*LAB	53.98	19.4	-57.39
LAB*LABa	53.98	19.4	-57.39
LAB*TCHa	75.0	60.59	288.68

relative CIELAB lab*

lab*lab	0.566	0.16	-0.473
lab*tch	0.75	0.5	0.802
lab*nch	0.0	0.5	0.802

relative Natural Colour (NC)

lab*lrj	0.566	0.193	-0.46
lab*tce	0.75	0.5	0.813
lab*nce	0.0	0.5	b25r

relative Inform. Technology (IT)

olvi3*	0.5	0.5	0.5	(1.0)
cmyn3*	0.5	0.5	0.5	(0.0)
olvi4*	1.0	1.0	1.0	0.5
cmyn4*	0.0	0.0	0.0	0.5

standard and adapted CIELAB

LAB*LAB	47.72	0.0	0.0
LAB*LABa	47.72	0.0	0.0
LAB*TCHa	50.0	0.01	-

relative CIELAB lab*

lab*lab	0.5	0.0	0.0
lab*tch	0.5	0.0	-
lab*nch	0.5	0.0	-

relative Natural Colour (NC)

lab*lrj	0.5	0.0	0.0
lab*tce	0.5	0.0	-
lab*nce	0.5	0.0	-

relative Inform. Technology (IT)

olvi3*	0.0	0.0	0.5	(1.0)
cmyn3*	1.0	1.0	0.5	(0.0)
olvi4*	0.5	0.5	1.0	0.5
cmyn4*	0.5	0.5	0.0	0.5

standard and adapted CIELAB

LAB*LAB	6.29	19.4	-57.39
LAB*LABa	6.29	19.4	-57.39
LAB*TCHa	25.01	60.59	288.68

relative CIELAB lab*

lab*lab	0.066	0.16	-0.473
lab*tch	0.25	0.5	0.802
lab*nch	0.5	0.5	0.802

relative Natural Colour (NC)

lab*lrj	0.066	0.193	-0.46
lab*tce	0.25	0.5	0.813
lab*nce	0.5	0.5	b25r

relative Inform. Technology (IT)

olvi3*	0.0	0.0	0.0	(1.0)
cmyn3*	1.0	1.0	1.0	(0.0)
olvi4*	1.0	1.0	1.0	0.0
cmyn4*	0.0	0.0	0.0	1.0

standard and adapted CIELAB

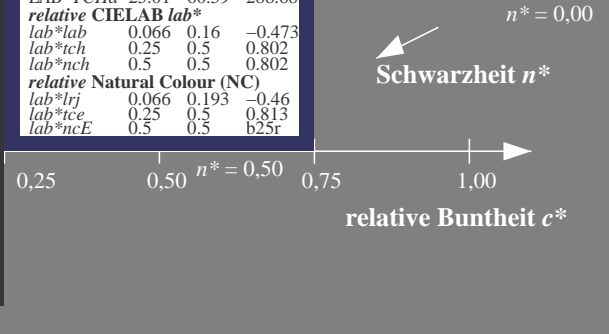
LAB*LAB	0.03	0.0	0.0
LAB*LABa	0.03	0.0	0.0
LAB*TCHa	0.01	0.01	-

relative CIELAB lab*

lab*lab	0.0	0.0	0.0
lab*tch	0.0	0.0	-
lab*nch	1.0	0.0	-

relative Natural Colour (NC)

lab*lrj	0.0	0.0	0.0
lab*tce	0.0	0.0	-
lab*nce	1.0	0.0	-



Eingabe: Farbmatisches Offset-Reflektiv-System ORS18

für Buntton $h^* = lab^*h = 6/360 = 0.017$

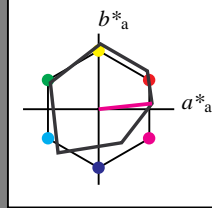
lab^*tch und lab^*nch

A: Buntton M

LCH*Ma: 56 71 6

olv*Ma: 1.0 0.0 1.0

Dreiecks-Helligkeit t^*



ORS18; adaptierte CIELAB-Daten

	$L^*=L^*_a$	a^*_a	b^*_a	$C^*_{ab,a}$	$h^*_{ab,a}$
OMa	47.94	64.42	50.58	81.9	38
YMa	92.62	2.41	86.36	86.39	88
LMa	50.9	-63.82	35.02	72.81	151
CMa	51.25	-53.68	-57.69	78.82	227
VMa	25.72	30.34	-44.37	53.76	304
MMa	56.25	70.59	7.57	70.99	6
NMa	18.11	0.0	0.0	0.0	0
WMa	95.6	0.0	0.0	0.0	0
RCIE	47.79	60.85	41.08	73.41	34
JCIE	83.82	6.52	66.9	67.22	84
GCIE	49.0	-36.83	2.78	36.95	176
BCIE	25.14	-18.35	-56.22	59.15	252

%Umfang

$u^*_{rel} = 96$

%Regularität

$g^*_{H,rel} = -385$

$g^*_{C,rel} = 62$

Ausgabe: Farbmatisches Fernseh-Licht-System TLS00

für Buntton $h^* = lab^*h = 339/360 = 0.941$

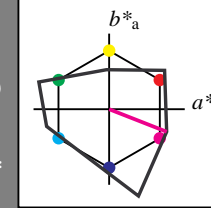
lab^*tch und lab^*nch

A: Buntton M

LCH*Ma: 67 82 339

olv*Ma: 1.0 0.0 1.0

Dreiecks-Helligkeit t^*



TLS00; adaptierte CIELAB-Daten

	$L^*=L^*_a$	a^*_a	b^*_a	$C^*_{ab,a}$	$h^*_{ab,a}$
OMa	65.56	73.34	51.39	89.55	35
YMa	94.78	-3.49	52.24	52.36	94
LMa	77.48	-92.97	36.0	99.71	159
CMa	78.36	-82.69	-22.74	85.77	195
VMa	12.55	38.81	-114.81	121.2	289
MMa	66.71	76.08	-29.8	81.71	339
NMa	0.01	0.0	0.0	0.0	0
WMa	95.41	0.0	0.0	0.0	0
RCIE	47.79	61.74	42.56	74.99	35
JCIE	83.82	7.06	70.78	71.13	84
GCIE	49.0	-35.95	4.34	36.22	173
BCIE	25.14	-17.24	-56.24	58.84	253

%Umfang

$u^*_{rel} = 141$

%Regularität

$g^*_{H,rel} = 39$

$g^*_{C,rel} = 43$

relative Inform. Technology (IT)

olvi3*	1.0	1.0	1.0	(1.0)
cmyn3*	0.0	0.0	0.0	(0.0)
olvi4*	1.0	1.0	1.0	1.0
cmyn4*	0.0	0.0	0.0	0.0

standard and adapted CIELAB

LAB*LAB	95.41	0.0	0.0
LAB*LABa	95.41	0.0	0.0
LAB*TCHa	99.99	0.01	-

relative CIELAB lab*

lab*lab	1.0	0.0	0.0
lab*tch	1.0	0.0	-
lab*nch	0.0	0.0	-

relative Natural Colour (NC)

lab*lrj	1.0	0.0	0.0
lab*tce	1.0	0.0	-
lab*nce	0.0	0.0	-

relative Inform. Technology (IT)

olvi3*	1.0	0.5	1.0	(1.0)
cmyn3*	0.0	0.5	0.0	(0.0)
olvi4*	1.0	0.5	1.0	1.0
cmyn4*	0.0	0.5	0.0	0.0

standard and adapted CIELAB

LAB*LAB	81.05	38.03	-14.89
LAB*LABa	81.05	38.03	-14.89
LAB*TCHa	75.0	40.85	338.6

relative CIELAB lab*

lab*lab	0.85	0.465	-0.181
lab*tch	0.75	0.5	0.941
lab*nch	0.0	0.5	0.941

relative Natural Colour (NC)

lab*lrj	0.85	0.407	-0.29
lab*tce	0.75	0.5	0.901
lab*nce	0.0	0.5	b60r

relative Inform. Technology (IT)

olvi3*	0.5	0.5	0.5	(1.0)
cmyn3*	0.5	0.5	0.5	(0.0)
olvi4*	1.0	1.0	1.0	0.5
cmyn4*	0.0	0.0	0.0	0.5

standard and adapted CIELAB

LAB*LAB	47.72	0.0	0.0
LAB*LABa	47.72	0.0	0.0
LAB*TCHa	50.0	0.01	-

relative CIELAB lab*

lab*lab	0.5	0.0	0.0
lab*tch	0.5	0.0	-
lab*nch	0.5	0.0	-

relative Natural Colour (NC)

lab*lrj	0.5	0.0	0.0
lab*tce	0.5	0.0	-
lab*nce	0.5	0.0	-

relative Inform. Technology (IT)

olvi3*	0.5	0.0	0.5	(1.0)
cmyn3*	0.5	1.0	0.5	(0.0)
olvi4*	1.0	0.5	1.0	0.5
cmyn4*	0.0	0.5	0.0	0.5

standard and adapted CIELAB

LAB*LAB	33.36	38.03	-14.89
LAB*LABa	33.36	38.03	-14.89
LAB*TCHa	25.01	40.85	338.6

relative CIELAB lab*

lab*lab	0.35	0.465	-0.181
lab*tch	0.25	0.5	0.941
lab*nch	0.5	0.5	0.941

relative Natural Colour (NC)

lab*lrj	0.35	0.407	-0.29
lab*tce	0.25	0.5	0.901
lab*nce	0.5	0.5	b60r

relative Inform. Technology (IT)

olvi3*	0.0	0.0	0.0	(1.0)
cmyn3*	1.0	1.0	1.0	(0.0)
olvi4*	1.0	1.0	1.0	0.0
cmyn4*	0.0	0.0	0.0	1.0

standard and adapted CIELAB

LAB*LAB	0.03	0.0	0.0
LAB*LABa	0.03	0.0	0.0
LAB*TCHa	0.01	0.01	-

relative CIELAB lab*

lab*lab	0.0	0.0	0.0
lab*tch	0.0	0.0	-
lab*nch	1.0	0.0	-

relative Natural Colour (NC)

lab*lrj	0.0	0.0	0.0
lab*tce	0.0	0.0	-
lab*nce	1.0	0.0	-

relative Inform. Technology (IT)

olvi3*	1.0	0.0	1.0	(1.0)
cmyn3*	0.0	1.0	0.0	(0.0)
olvi4*	1.0	0.0	1.0	1.0
cmyn4*	0.0	1.0	0.0	0.0

standard and adapted CIELAB

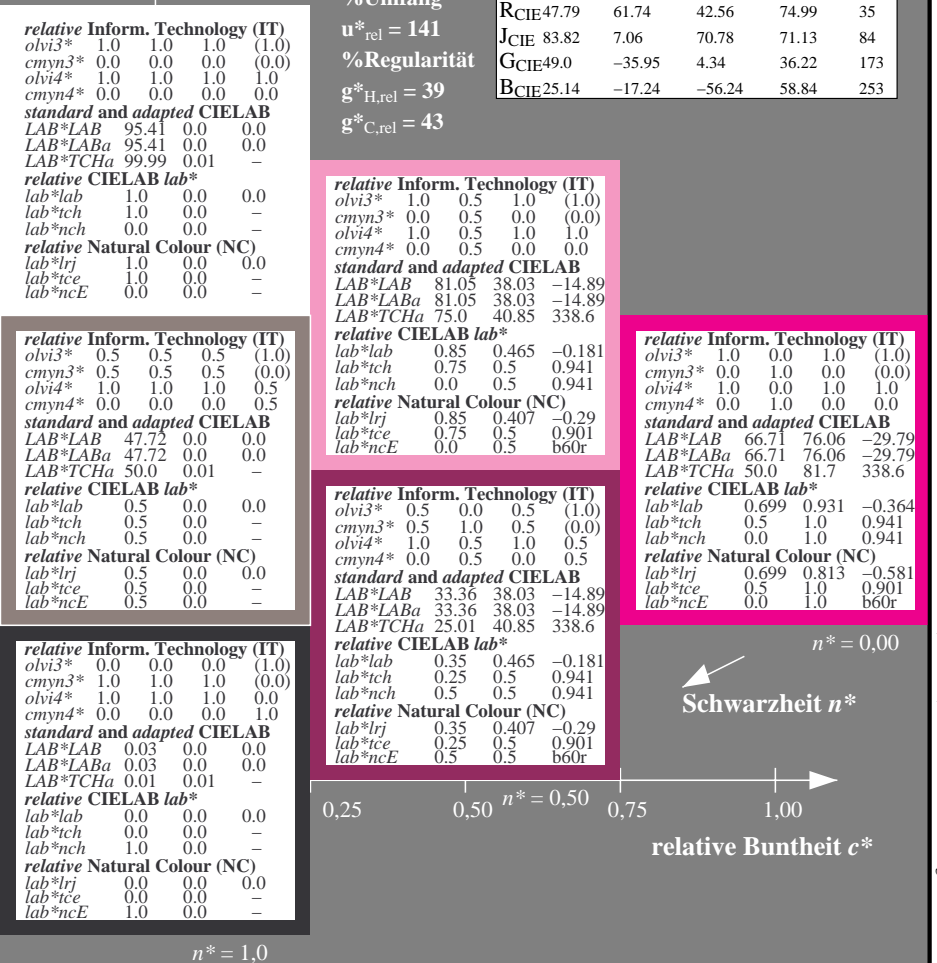
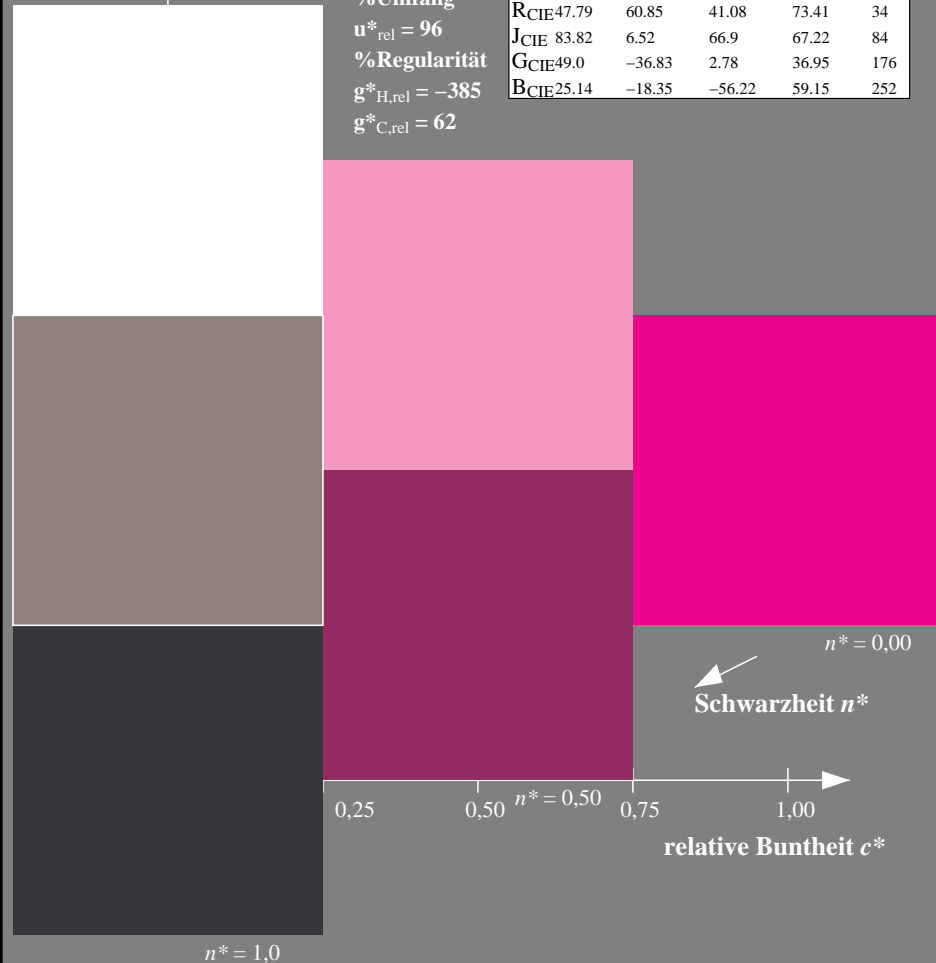
LAB*LAB	66.71	76.06	-29.79
LAB*LABa	66.71	76.06	-29.79
LAB*TCHa	50.0	81.7	338.6

relative CIELAB lab*

lab*lab	0.699	0.931	-0.364
lab*tch	0.5	1.0	0.941
lab*nch	0.0	1.0	0.941

relative Natural Colour (NC)

lab*lrj	0.699	0.813	-0.581
lab*tce	0.5	1.0	0.901
lab*nce	0.0	1.0	b60r



Eingabe: Farbmetrisches Offset-Reflektiv-System ORS18

für Buntton $h^* = lab^*h = 34/360 = 0.095$

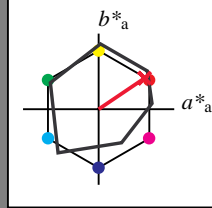
lab^*tch und lab^*nch

A: Buntton R

LCH*Ma: 49 79 34

olv*Ma: 1.0 0.0 0.15

Dreiecks-Helligkeit t^*



ORS18; adaptierte CIELAB-Daten

	$L^*=L^*_a$	a^*_a	b^*_a	$C^*_{ab,a}$	$h^*_{ab,a}$
OMa	47.94	64.42	50.58	81.9	38
YMa	92.62	2.41	86.36	86.39	88
LMa	50.9	-63.82	35.02	72.81	151
CMa	51.25	-53.68	-57.69	78.82	227
VMa	25.72	30.34	-44.37	53.76	304
MMa	56.25	70.59	7.57	70.99	6
NMa	18.11	0.0	0.0	0.0	0
WMa	95.6	0.0	0.0	0.0	0
RCIE	47.79	60.85	41.08	73.41	34
JCIE	83.82	6.52	66.9	67.22	84
GCIE	49.0	-36.83	2.78	36.95	176
BCIE	25.14	-18.35	-56.22	59.15	252

%Umfang

$u^*_{rel} = 96$

%Regularität

$g^*_{H,rel} = -385$

$g^*_{C,rel} = 62$

Ausgabe: Farbmetrisches Fernseh-Licht-System TLS00

für Buntton $h^* = lab^*h = 35/360 = 0.096$

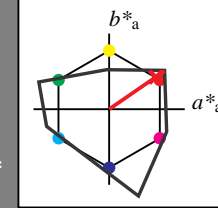
lab^*tch und lab^*nch

A: Buntton R

LCH*Ma: 66 89 35

olv*Ma: 1.0 0.0 0.01

Dreiecks-Helligkeit t^*



TLS00; adaptierte CIELAB-Daten

	$L^*=L^*_a$	a^*_a	b^*_a	$C^*_{ab,a}$	$h^*_{ab,a}$
OMa	65.56	73.34	51.39	89.55	35
YMa	94.78	-3.49	52.24	52.36	94
LMa	77.48	-92.97	36.0	99.71	159
CMa	78.36	-82.69	-22.74	85.77	195
VMa	12.55	38.81	-114.81	121.2	289
MMa	66.71	76.08	-29.8	81.71	339
NMa	0.01	0.0	0.0	0.0	0
WMa	95.41	0.0	0.0	0.0	0
RCIE	47.79	61.74	42.56	74.99	35
JCIE	83.82	7.06	70.78	71.13	84
GCIE	49.0	-35.95	4.34	36.22	173
BCIE	25.14	-17.24	-56.24	58.84	253

%Umfang

$u^*_{rel} = 141$

%Regularität

$g^*_{H,rel} = 39$

$g^*_{C,rel} = 43$

relative Inform. Technology (IT)

olvi3*	1.0	1.0	1.0	(1.0)
cmyn3*	0.0	0.0	0.0	(0.0)
olvi4*	1.0	1.0	1.0	1.0
cmyn4*	0.0	0.0	0.0	0.0

standard and adapted CIELAB

LAB*LAB	95.41	0.0	0.0
LAB*LABa	95.41	0.0	0.0
LAB*TCHa	99.99	0.01	-

relative CIELAB lab*

lab*lab	1.0	0.0	0.0
lab*tch	1.0	0.0	-
lab*nch	0.0	0.0	-

relative Natural Colour (NC)

lab*lrj	1.0	0.0	0.0
lab*tce	1.0	0.0	-
lab*nce	0.0	0.0	-

relative Inform. Technology (IT)

olvi3*	1.0	0.5	0.505	(1.0)
cmyn3*	0.0	0.5	0.495	(0.0)
olvi4*	1.0	0.5	0.505	1.0
cmyn4*	0.0	0.5	0.495	0.0

standard and adapted CIELAB

LAB*LAB	80.48	36.68	25.28
LAB*LABa	80.48	36.68	25.28
LAB*TCHa	75.0	44.55	34.58

relative CIELAB lab*

lab*lab	0.844	0.412	0.284
lab*tch	0.75	0.5	0.096
lab*nch	0.0	0.5	0.096

relative Natural Colour (NC)

lab*lrj	0.844	0.5	0.0
lab*tce	0.75	0.5	1.0
lab*nce	0.0	0.5	b99r

relative Inform. Technology (IT)

olvi3*	0.5	0.5	0.5	(1.0)
cmyn3*	0.5	0.5	0.5	(0.0)
olvi4*	1.0	1.0	1.0	0.5
cmyn4*	0.0	0.0	0.0	0.5

standard and adapted CIELAB

LAB*LAB	47.72	0.0	0.0
LAB*LABa	47.72	0.0	0.0
LAB*TCHa	50.0	0.01	-

relative CIELAB lab*

lab*lab	0.5	0.0	0.0
lab*tch	0.5	0.0	-
lab*nch	0.5	0.0	-

relative Natural Colour (NC)

lab*lrj	0.5	0.0	0.0
lab*tce	0.5	0.0	-
lab*nce	0.5	0.0	-

relative Inform. Technology (IT)

olvi3*	0.5	0.0	0.005	(1.0)
cmyn3*	0.5	1.0	0.995	(0.0)
olvi4*	1.0	0.5	0.505	0.5
cmyn4*	0.0	0.5	0.495	0.5

standard and adapted CIELAB

LAB*LAB	32.79	36.68	25.29
LAB*LABa	32.79	36.68	25.29
LAB*TCHa	25.01	44.55	34.59

relative CIELAB lab*

lab*lab	0.344	0.412	0.284
lab*tch	0.25	0.5	0.096
lab*nch	0.5	0.5	0.096

relative Natural Colour (NC)

lab*lrj	0.344	0.5	0.0
lab*tce	0.25	0.5	0.0
lab*nce	0.5	0.5	r00j

relative Inform. Technology (IT)

olvi3*	1.0	0.0	0.01	(1.0)
cmyn3*	0.0	1.0	0.99	(0.0)
olvi4*	1.0	0.0	0.01	1.0
cmyn4*	0.0	1.0	0.99	0.0

standard and adapted CIELAB

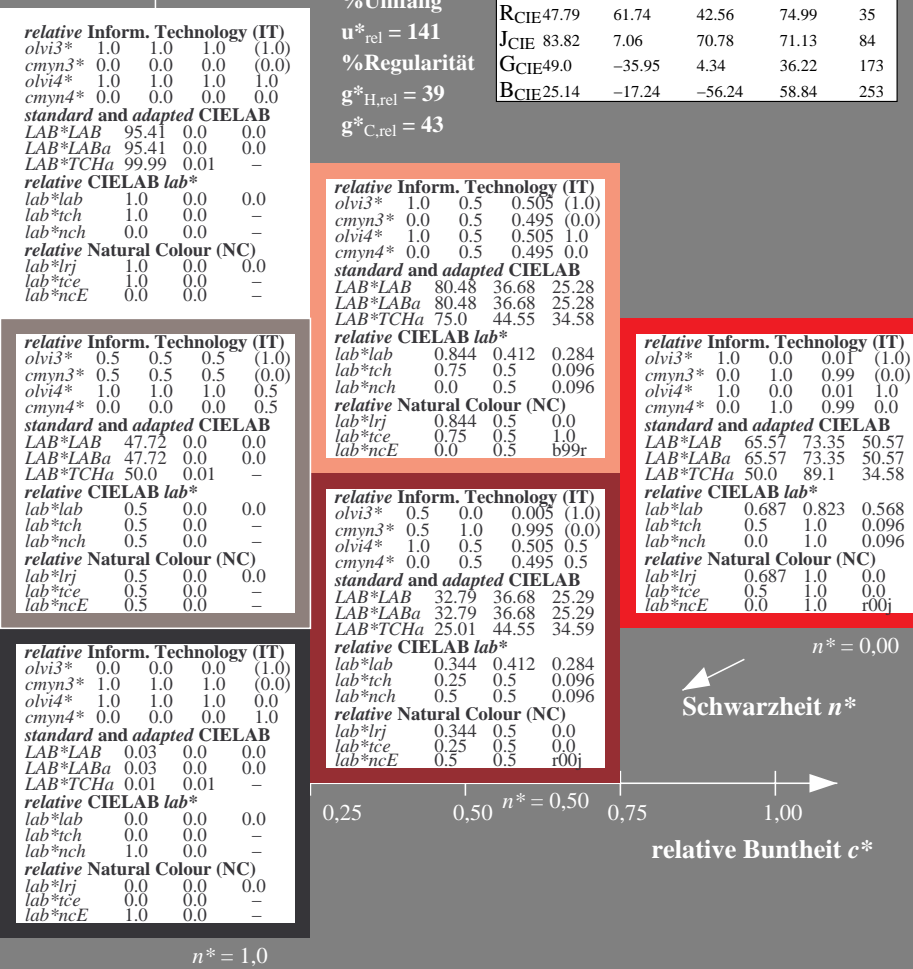
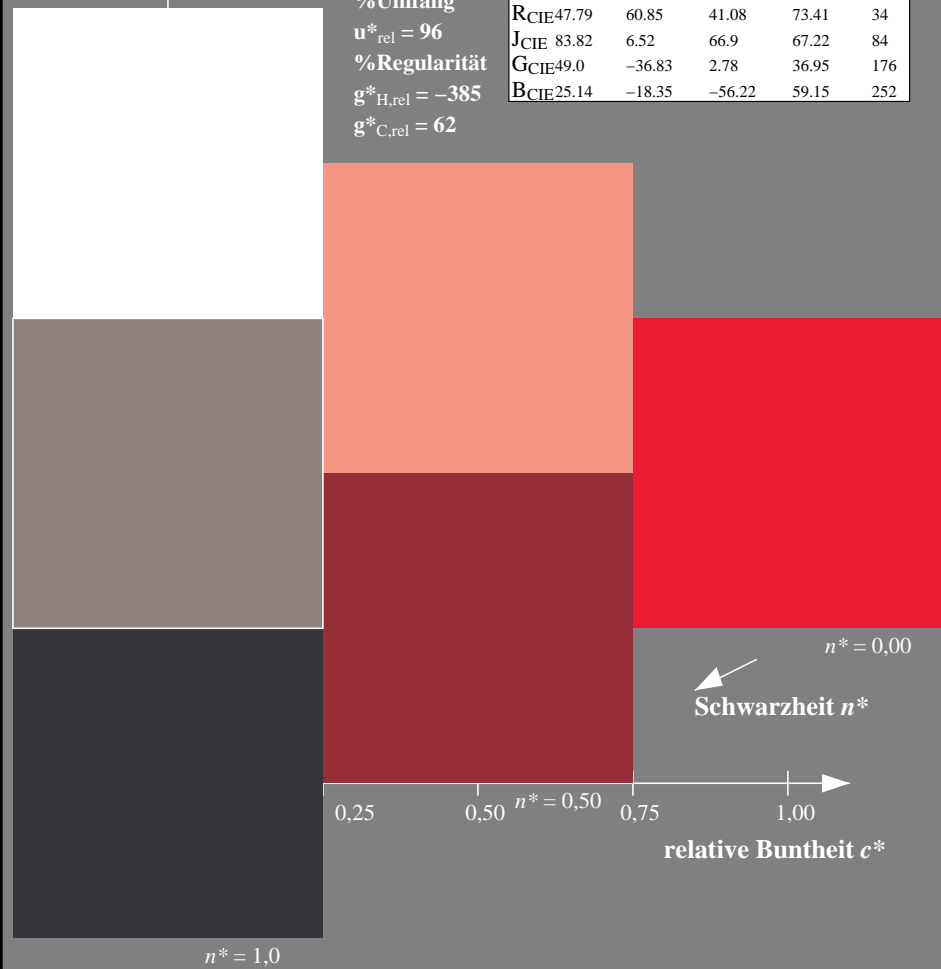
LAB*LAB	65.57	73.35	50.57
LAB*LABa	65.57	73.35	50.57
LAB*TCHa	50.0	89.1	34.58

relative CIELAB lab*

lab*lab	0.687	0.823	0.568
lab*tch	0.5	1.0	0.096
lab*nch	0.0	1.0	0.096

relative Natural Colour (NC)

lab*lrj	0.687	1.0	0.0
lab*tce	0.5	1.0	0.0
lab*nce	0.0	1.0	r00j



Eingabe: Farbmetrisches Offset-Reflektiv-System ORS18

für Buntton $h^* = lab^*h = 84/360 = 0.235$

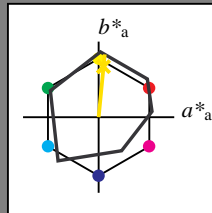
lab^*tch und lab^*nch

A: Buntton J

LCH*Ma: 89 83 84

olv*Ma: 1.0 0.91 0.0

Dreiecks-Helligkeit t^*



ORS18; adaptierte CIELAB-Daten

	$L^*=L^*_a$	a^*_a	b^*_a	$C^*_{ab,a}$	$h^*_{ab,a}$
OMa	47.94	64.42	50.58	81.9	38
YMa	92.62	2.41	86.36	86.39	88
LMa	50.9	-63.82	35.02	72.81	151
CMa	51.25	-53.68	-57.69	78.82	227
VMa	25.72	30.34	-44.37	53.76	304
MMa	56.25	70.59	7.57	70.99	6
NMa	18.11	0.0	0.0	0.0	0
WMa	95.6	0.0	0.0	0.0	0
RCIE	47.79	60.85	41.08	73.41	34
JCIE	83.82	6.52	66.9	67.22	84
GCIE	49.0	-36.83	2.78	36.95	176
BCIE	25.14	-18.35	-56.22	59.15	252


%Umfang

$u^*_{rel} = 96$

%Regularität

$g^*_{H,rel} = -385$

$g^*_{C,rel} = 62$



Ausgabe: Farbmetrisches Fernseh-Licht-System TLS00

für Buntton $h^* = lab^*h = 84/360 = 0.234$

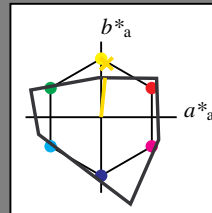
lab^*tch und lab^*nch

A: Buntton J

LCH*Ma: 91 52 84

olv*Ma: 1.0 0.89 0.0

Dreiecks-Helligkeit t^*



%Umfang

$u^*_{rel} = 141$

%Regularität

$g^*_{H,rel} = 39$

$g^*_{C,rel} = 43$

relative Inform. Technology (IT)

olvi3*	1.0	1.0	1.0	(1.0)
cmyn3*	0.0	0.0	0.0	(0.0)
olvi4*	1.0	1.0	1.0	1.0
cmyn4*	0.0	0.0	0.0	0.0

standard and adapted CIELAB

LAB*LAB	95.41	0.0	0.0
LAB*LABa	95.41	0.0	0.0
LAB*TCHa	99.99	0.01	-

relative CIELAB lab*

lab*lab	1.0	0.0	0.0
lab*tch	1.0	0.0	-
lab*nch	0.0	0.0	-

relative Natural Colour (NC)

lab*lrj	1.0	0.0	0.0
lab*tce	1.0	0.0	-
lab*nce	0.0	0.0	-

relative Inform. Technology (IT)

olvi3*	0.5	0.5	0.5	(1.0)
cmyn3*	0.5	0.5	0.5	(0.0)
olvi4*	1.0	1.0	1.0	0.5
cmyn4*	0.0	0.0	0.0	0.5

standard and adapted CIELAB

LAB*LAB	47.72	0.0	0.0
LAB*LABa	47.72	0.0	0.0
LAB*TCHa	50.0	0.01	-

relative CIELAB lab*

lab*lab	0.5	0.0	0.0
lab*tch	0.5	0.0	-
lab*nch	0.5	0.0	-

relative Natural Colour (NC)

lab*lrj	0.5	0.0	0.0
lab*tce	0.5	0.0	-
lab*nce	0.5	0.0	-

relative Inform. Technology (IT)

olvi3*	0.0	0.0	0.0	(1.0)
cmyn3*	1.0	1.0	1.0	(0.0)
olvi4*	1.0	1.0	1.0	0.0
cmyn4*	0.0	0.0	0.0	1.0

standard and adapted CIELAB

LAB*LAB	0.03	0.0	0.0
LAB*LABa	0.03	0.0	0.0
LAB*TCHa	0.01	0.01	-

relative CIELAB lab*

lab*lab	0.0	0.0	0.0
lab*tch	0.0	0.0	-
lab*nch	1.0	0.0	-

relative Natural Colour (NC)

lab*lrj	0.0	0.0	0.0
lab*tce	0.0	0.0	-
lab*nce	1.0	0.0	-

relative Inform. Technology (IT)

olvi3*	1.0	0.943	0.5	(1.0)
cmyn3*	0.0	0.057	0.5	(0.0)
olvi4*	1.0	0.943	0.5	1.0
cmyn4*	0.0	0.057	0.5	0.0

standard and adapted CIELAB

LAB*LAB	93.43	2.59	26.07
LAB*LABa	93.43	2.59	26.07
LAB*TCHa	75.0	26.2	84.32

relative CIELAB lab*

lab*lab	0.979	0.049	0.497
lab*tch	0.75	0.5	0.234
lab*nch	0.0	0.5	0.234

relative Natural Colour (NC)

lab*lrj	0.979	0.0	0.5
lab*tce	0.75	0.5	0.25
lab*nce	0.0	0.5	j00g

relative Inform. Technology (IT)

olvi3*	0.5	0.443	0.0	(1.0)
cmyn3*	0.5	0.557	1.0	(0.0)
olvi4*	1.0	0.943	0.5	0.5
cmyn4*	0.0	0.057	0.5	0.5

standard and adapted CIELAB

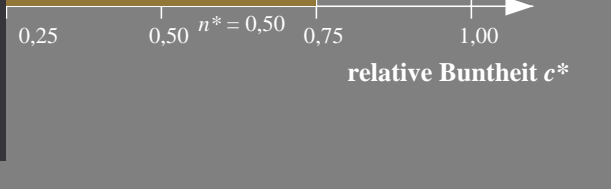
LAB*LAB	45.74	2.6	26.07
LAB*LABa	45.74	2.6	26.07
LAB*TCHa	25.01	26.2	84.3

relative CIELAB lab*

lab*lab	0.479	0.05	0.497
lab*tch	0.25	0.5	0.234
lab*nch	0.5	0.5	0.234

relative Natural Colour (NC)

lab*lrj	0.479	0.0	0.5
lab*tce	0.25	0.5	0.25
lab*nce	0.5	0.5	j99j

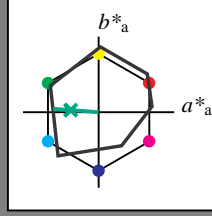


Eingabe: Farbmétrisches Offset-Reflektiv-System ORS18

für Buntton $h^* = lab^*h = 176/360 = 0.488$
 lab^*tch und lab^*nch

A: Buntton G
 LCH*Ma: 51 61 176
 olv*Ma: 0.0 1.0 0.33

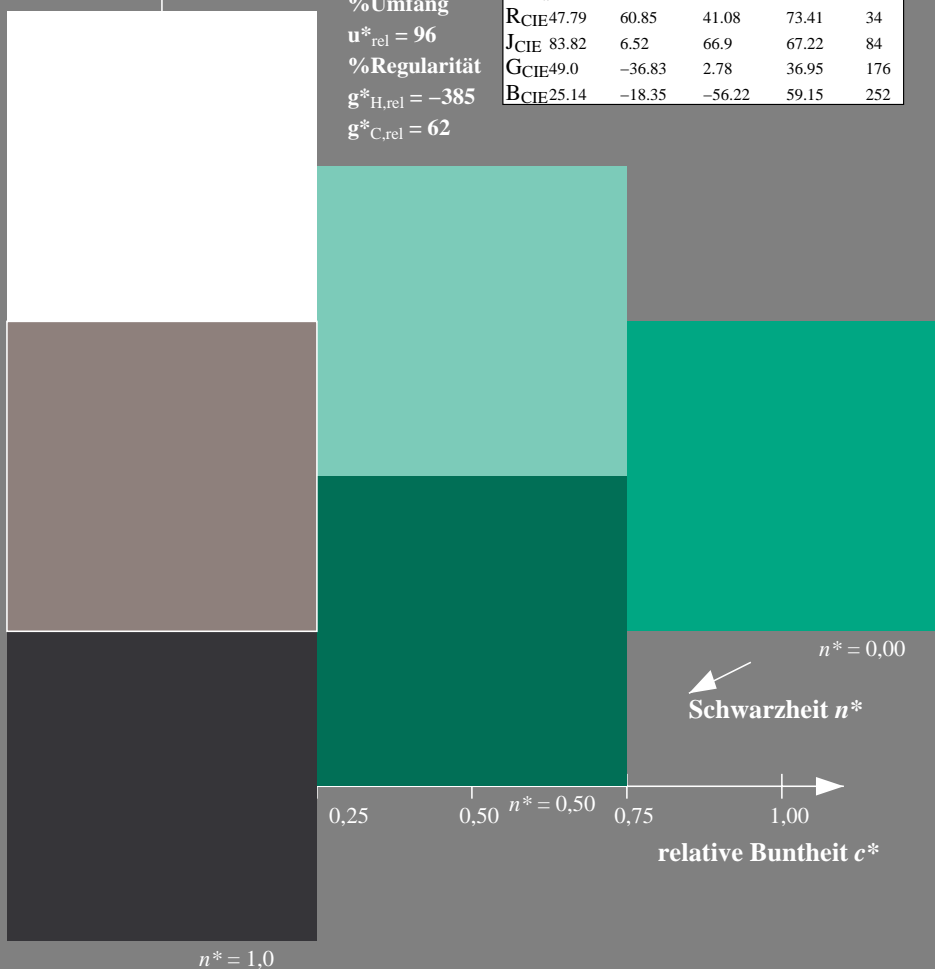
Dreiecks-Helligkeit t^*



ORS18; adaptierte CIELAB-Daten

	$L^*=L^*_a$	a^*_a	b^*_a	$C^*_{ab,a}$	$h^*_{ab,a}$
OMa	47.94	64.42	50.58	81.9	38
YMa	92.62	2.41	86.36	86.39	88
LMa	50.9	-63.82	35.02	72.81	151
CMa	51.25	-53.68	-57.69	78.82	227
VMa	25.72	30.34	-44.37	53.76	304
MMa	56.25	70.59	7.57	70.99	6
NMa	18.11	0.0	0.0	0.0	0
WMa	95.6	0.0	0.0	0.0	0
RCIE	47.79	60.85	41.08	73.41	34
JCIE	83.82	6.52	66.9	67.22	84
GCIE	49.0	-36.83	2.78	36.95	176
BCIE	25.14	-18.35	-56.22	59.15	252

%Umfang
 $u^*_{rel} = 96$
 %Regularität
 $g^*_{H,rel} = -385$
 $g^*_{C,rel} = 62$

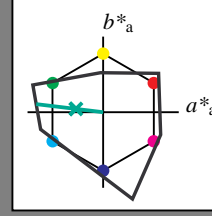


Ausgabe: Farbmétrisches Fernseh-Licht-System TLS00

für Buntton $h^* = lab^*h = 173/360 = 0.481$
 lab^*tch und lab^*nch

A: Buntton G
 LCH*Ma: 78 89 173
 olv*Ma: 0.0 1.0 0.43

Dreiecks-Helligkeit t^*



TLS00; adaptierte CIELAB-Daten

	$L^*=L^*_a$	a^*_a	b^*_a	$C^*_{ab,a}$	$h^*_{ab,a}$
OMa	65.56	73.34	51.39	89.55	35
YMa	94.78	-3.49	52.24	52.36	94
LMa	77.48	-92.97	36.0	99.71	159
CMa	78.36	-82.69	-22.74	85.77	195
VMa	12.55	38.81	-114.81	121.2	289
MMa	66.71	76.08	-29.8	81.71	339
NMa	0.01	0.0	0.0	0.0	0
WMa	95.41	0.0	0.0	0.0	0
RCIE	47.79	61.74	42.56	74.99	35
JCIE	83.82	7.06	70.78	71.13	84
GCIE	49.0	-35.95	4.34	36.22	173
BCIE	25.14	-17.24	-56.24	58.84	253

%Umfang
 $u^*_{rel} = 141$
 %Regularität
 $g^*_{H,rel} = 39$
 $g^*_{C,rel} = 43$

relative Inform. Technology (IT)
 $olvi3^* = 1.0 \ 1.0 \ 1.0 \ (1.0)$
 $cmyn3^* = 0.0 \ 0.0 \ 0.0 \ (0.0)$
 $olvi4^* = 1.0 \ 1.0 \ 1.0 \ 1.0$
 $cmyn4^* = 0.0 \ 0.0 \ 0.0 \ 0.0$

standard and adapted CIELAB
 $LAB^*LAB = 95.41 \ 0.0 \ 0.0$
 $LAB^*LABa = 95.41 \ 0.0 \ 0.0$
 $LAB^*TCHa = 99.99 \ 0.01 \ -$

relative CIELAB lab*
 $lab^*lab = 1.0 \ 0.0 \ 0.0$
 $lab^*tch = 1.0 \ 0.0 \ -$
 $lab^*nch = 0.0 \ 0.0 \ -$

relative Natural Colour (NC)
 $lab^*lrj = 1.0 \ 0.0 \ 0.0$
 $lab^*tce = 1.0 \ 0.0 \ -$
 $lab^*nce = 0.0 \ 0.0 \ -$

relative Inform. Technology (IT)
 $olvi3^* = 0.5 \ 0.5 \ 0.5 \ (1.0)$
 $cmyn3^* = 0.5 \ 0.5 \ 0.5 \ (0.0)$
 $olvi4^* = 1.0 \ 1.0 \ 1.0 \ 0.5$
 $cmyn4^* = 0.0 \ 0.0 \ 0.0 \ 0.5$

standard and adapted CIELAB
 $LAB^*LAB = 47.72 \ 0.0 \ 0.0$
 $LAB^*LABa = 47.72 \ 0.0 \ 0.0$
 $LAB^*TCHa = 50.0 \ 0.01 \ -$

relative CIELAB lab*
 $lab^*lab = 0.5 \ 0.0 \ 0.0$
 $lab^*tch = 0.5 \ 0.0 \ -$
 $lab^*nch = 0.5 \ 0.0 \ -$

relative Natural Colour (NC)
 $lab^*lrj = 0.5 \ 0.0 \ 0.0$
 $lab^*tce = 0.5 \ 0.0 \ -$
 $lab^*nce = 1.0 \ 0.0 \ -$

relative Inform. Technology (IT)
 $olvi3^* = 0.5 \ 1.0 \ 0.715 \ (1.0)$
 $cmyn3^* = 0.5 \ 0.0 \ 0.285 \ (0.0)$
 $olvi4^* = 0.5 \ 1.0 \ 0.716 \ 1.0$
 $cmyn4^* = 0.5 \ 0.0 \ 0.284 \ 0.0$

standard and adapted CIELAB
 $LAB^*LAB = 86.63 \ -44.26 \ 5.34$
 $LAB^*LABa = 86.63 \ -44.26 \ 5.34$
 $LAB^*TCHa = 75.0 \ 44.59 \ 173.12$

relative CIELAB lab*
 $lab^*lab = 0.908 \ -0.495 \ 0.06$
 $lab^*tch = 0.75 \ 0.5 \ 0.481$
 $lab^*nch = 0.0 \ 0.5 \ 0.481$

relative Natural Colour (NC)
 $lab^*lrj = 0.908 \ -0.499 \ 0.0$
 $lab^*tce = 0.75 \ 0.5 \ 0.5$
 $lab^*nce = 0.0 \ 0.5 \ g00b$

relative Inform. Technology (IT)
 $olvi3^* = 0.0 \ 0.5 \ 0.215 \ (1.0)$
 $cmyn3^* = 1.0 \ 0.5 \ 0.785 \ (0.0)$
 $olvi4^* = 0.5 \ 1.0 \ 0.715 \ 0.5$
 $cmyn4^* = 0.5 \ 0.0 \ 0.285 \ 0.5$

standard and adapted CIELAB
 $LAB^*LAB = 38.94 \ -44.26 \ 5.35$
 $LAB^*LABa = 38.94 \ -44.26 \ 5.35$
 $LAB^*TCHa = 25.01 \ 44.59 \ 173.11$

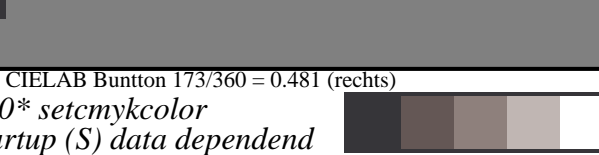
relative CIELAB lab*
 $lab^*lab = 0.408 \ -0.495 \ 0.06$
 $lab^*tch = 0.25 \ 0.5 \ 0.481$
 $lab^*nch = 0.5 \ 0.5 \ 0.481$

relative Inform. Technology (IT)
 $olvi3^* = 0.0 \ 1.0 \ 0.431 \ (1.0)$
 $cmyn3^* = 1.0 \ 0.0 \ 0.569 \ (0.0)$
 $olvi4^* = 0.0 \ 1.0 \ 0.431 \ 1.0$
 $cmyn4^* = 1.0 \ 0.0 \ 0.569 \ 0.0$

standard and adapted CIELAB
 $LAB^*LAB = 77.85 \ -88.52 \ 10.69$
 $LAB^*LABa = 77.85 \ -88.52 \ 10.69$
 $LAB^*TCHa = 50.0 \ 89.18 \ 173.12$

relative CIELAB lab*
 $lab^*lab = 0.816 \ -0.992 \ 0.12$
 $lab^*tch = 0.5 \ 1.0 \ 0.481$
 $lab^*nch = 0.0 \ 1.0 \ 0.481$

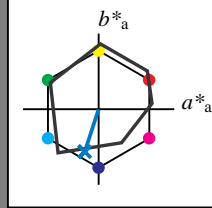
relative Natural Colour (NC)
 $lab^*lrj = 0.816 \ -0.999 \ 0.0$
 $lab^*tce = 0.5 \ 1.0 \ 0.5$
 $lab^*nce = 0.0 \ 1.0 \ j99g$



Eingabe: Farbmétrisches Offset-Reflektiv-System ORS18

für Buntton $h^* = lab^*h = 252/360 = 0.7$
 lab^*tch und lab^*nch

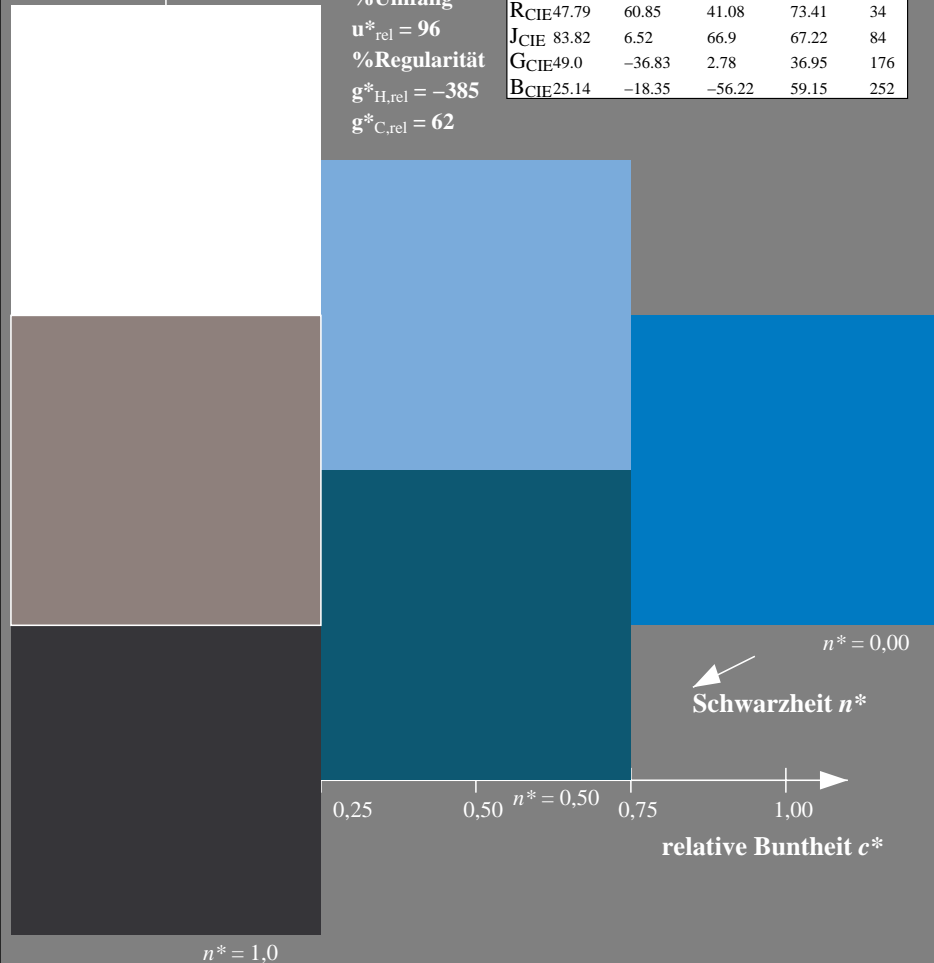
A: Buntton B
 LCH*Ma: 40 55 252
 olv*Ma: 0.0 0.56 1.0
 Dreiecks-Helligkeit t^*



ORS18; adaptierte CIELAB-Daten

	$L^*=L^*_a$	a^*_a	b^*_a	$C^*_{ab,a}$	$h^*_{ab,a}$
OMa	47.94	64.42	50.58	81.9	38
YMa	92.62	2.41	86.36	86.39	88
LMa	50.9	-63.82	35.02	72.81	151
CMa	51.25	-53.68	-57.69	78.82	227
VMa	25.72	30.34	-44.37	53.76	304
MMa	56.25	70.59	7.57	70.99	6
NMa	18.11	0.0	0.0	0.0	0
WMa	95.6	0.0	0.0	0.0	0
RCIE	47.79	60.85	41.08	73.41	34
JCIE	83.82	6.52	66.9	67.22	84
GCIE	49.0	-36.83	2.78	36.95	176
BCIE	25.14	-18.35	-56.22	59.15	252

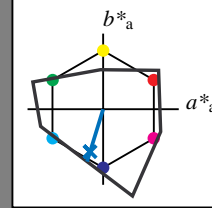
%Umfang
 $u^*_{rel} = 96$
 %Regularität
 $g^*_{H,rel} = -385$
 $g^*_{C,rel} = 62$



Ausgabe: Farbmétrisches Fernseh-Licht-System TLS00

für Buntton $h^* = lab^*h = 253/360 = 0.703$
 lab^*tch und lab^*nch

A: Buntton B
 LCH*Ma: 45 72 253
 olv*Ma: 0.0 0.49 1.0
 Dreiecks-Helligkeit t^*



TLS00; adaptierte CIELAB-Daten

	$L^*=L^*_a$	a^*_a	b^*_a	$C^*_{ab,a}$	$h^*_{ab,a}$
OMa	65.56	73.34	51.39	89.55	35
YMa	94.78	-3.49	52.24	52.36	94
LMa	77.48	-92.97	36.0	99.71	159
CMa	78.36	-82.69	-22.74	85.77	195
VMa	12.55	38.81	-114.81	121.2	289
MMa	66.71	76.08	-29.8	81.71	339
NMa	0.01	0.0	0.0	0.0	0
WMa	95.41	0.0	0.0	0.0	0
RCIE	47.79	61.74	42.56	74.99	35
JCIE	83.82	7.06	70.78	71.13	84
GCIE	49.0	-35.95	4.34	36.22	173
BCIE	25.14	-17.24	-56.24	58.84	253

%Umfang
 $u^*_{rel} = 141$
 %Regularität
 $g^*_{H,rel} = 39$
 $g^*_{C,rel} = 43$

relative Inform. Technology (IT)

olvi3*	1.0	1.0	1.0	(1.0)
cmyn3*	0.0	0.0	0.0	(0.0)
olvi4*	1.0	1.0	1.0	1.0
cmyn4*	0.0	0.0	0.0	0.0

standard and adapted CIELAB

LAB*LAB	95.41	0.0	0.0
LAB*LABa	95.41	0.0	0.0
LAB*TCHa	99.99	0.01	-

relative CIELAB lab*

lab*lab	1.0	0.0	0.0
lab*tch	1.0	0.0	-
lab*nch	0.0	0.0	-

relative Natural Colour (NC)

lab*lrj	1.0	0.0	0.0
lab*tce	1.0	0.0	-
lab*nce	0.0	0.0	-

relative Inform. Technology (IT)

olvi3*	0.5	0.747	1.0	(1.0)
cmyn3*	0.5	0.253	0.0	(0.0)
olvi4*	0.5	0.747	1.0	1.0
cmyn4*	0.5	0.253	0.0	0.0

standard and adapted CIELAB

LAB*LAB	70.24	-10.62	-34.63
LAB*LABa	70.24	-10.62	-34.63
LAB*TCHa	75.0	36.24	252.94

relative CIELAB lab*

lab*lab	0.736	-0.146	-0.477
lab*tch	0.75	0.5	0.703
lab*nch	0.0	0.5	0.703

relative Natural Colour (NC)

lab*lrj	0.736	0.0	-0.499
lab*tce	0.75	0.5	0.75
lab*nce	0.0	0.5	g99b

relative Inform. Technology (IT)

olvi3*	0.5	0.5	0.5	(1.0)
cmyn3*	0.5	0.5	0.5	(0.0)
olvi4*	1.0	1.0	1.0	0.5
cmyn4*	0.0	0.0	0.0	0.5

standard and adapted CIELAB

LAB*LAB	47.72	0.0	0.0
LAB*LABa	47.72	0.0	0.0
LAB*TCHa	50.0	0.01	-

relative CIELAB lab*

lab*lab	0.5	0.0	0.0
lab*tch	0.5	0.0	-
lab*nch	0.5	0.0	-

relative Natural Colour (NC)

lab*lrj	0.5	0.0	0.0
lab*tce	0.5	0.0	-
lab*nce	0.5	0.0	-

relative Inform. Technology (IT)

olvi3*	0.0	0.247	0.5	(1.0)
cmyn3*	1.0	0.753	0.5	(0.0)
olvi4*	0.5	0.747	1.0	0.5
cmyn4*	0.5	0.253	0.0	0.5

standard and adapted CIELAB

LAB*LAB	22.55	-10.61	-34.64
LAB*LABa	22.55	-10.61	-34.64
LAB*TCHa	25.01	36.24	252.96

relative CIELAB lab*

lab*lab	0.236	-0.145	-0.477
lab*tch	0.25	0.5	0.703
lab*nch	0.5	0.5	0.703

relative Natural Colour (NC)

lab*lrj	0.236	0.0	-0.499
lab*tce	0.25	0.5	0.75
lab*nce	0.5	0.5	b00r

relative Inform. Technology (IT)

olvi3*	0.0	0.0	0.0	(1.0)
cmyn3*	1.0	1.0	1.0	(0.0)
olvi4*	1.0	1.0	1.0	0.0
cmyn4*	0.0	0.0	0.0	1.0

standard and adapted CIELAB

LAB*LAB	0.03	0.0	0.0
LAB*LABa	0.03	0.0	0.0
LAB*TCHa	0.01	0.01	-

relative CIELAB lab*

lab*lab	0.0	0.0	0.0
lab*tch	0.0	0.0	-
lab*nch	1.0	0.0	-

relative Natural Colour (NC)

lab*lrj	0.0	0.0	0.0
lab*tce	0.0	0.0	-
lab*nce	1.0	0.0	-

