www.ps.bam.de/TE56/10Q/Q56E00F1.PS/.TXT; linearized output
F: Output Linearization (OL) data TE56/10Q/Q56E00F1.DAT in File (F)

Input: Colorimetric Reflective System MRS18a
for hue $h^* = lab^*h = 31/360 = 0.086$
lab*tch* and *lab*nch

D65: hue R
LCH*Ma: 50 78 31
rgb*Ma: 1.0 0.0 0.0

triangle lightness t^*

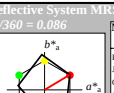

MRS18a; adapted (a) CIELAB data	$L^*=L^*_a$	a^*_a	b^*_a	$C^*_{ab,a}$	$h^*_{ab,a}$
R_{Ma}	49.63	66.8	40.02	77.87	31
J_{Ma}	90.7	−7.27	93.19	93.48	94
G_{Ma}	52.11	−69.93	11.26	70.85	171
$G50B_{Ma}$	45.03	−36.65	−27.13	45.61	217
B_{Ma}	36.65	23.26	−62.27	66.49	290
$B50R_{Ma}$	34.94	57.27	−43.6	71.99	323
N_{Ma}	18.01	0.0	0.0	0.0	0
W_{Ma}	95.41	0.0	0.0	0.0	0
R_{CIE}	39.92	58.67	27.97	64.99	25
J_{CIE}	81.26	−2.91	71.56	71.62	92
G_{CIE}	52.23	−42.47	13.58	44.6	162
B_{CIE}	30.57	1.33	−46.48	46.51	272

%Regularity
$g^*_{H,rel} = 42$
$g^*_{C,rel} = 49$



Output: Colorimetric Reflective System ORS18
for hue $h^* = lab^*h = 38/360 = 0.105$
lab*tch* and *lab*nch

D65: hue O
LCH*Ma: 48 83 38
rgb*Ma: 1.0 0.0 0.0

triangle lightness t^*

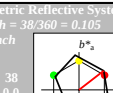

ORS18; adapted (a) CIELAB data	$L^*=L^*_a$	a^*_a	b^*_a	$C^*_{ab,a}$	$h^*_{ab,a}$
O_{Ma}	47.94	65.37	50.52	82.62	38
Y_{Ma}	90.37	−10.27	91.77	92.34	96
L_{Ma}	50.9	−62.79	34.95	71.87	151
C_{Ma}	58.62	−30.35	−45.01	54.3	236
V_{Ma}	25.71	31.11	−44.42	54.24	305
M_{Ma}	48.13	75.27	−8.35	75.73	354
N_{Ma}	18.01	0.0	0.0	0.0	0
W_{Ma}	95.41	0.0	0.0	0.0	0
R_{CIE}	39.92	58.66	26.98	64.56	25
J_{CIE}	81.26	−2.17	67.76	67.79	92
G_{CIE}	52.23	−42.26	11.75	43.87	164
B_{CIE}	30.57	1.15	−46.84	46.87	271

%Regularity
$g^*_{H,rel} = 57$
$g^*_{C,rel} = 59$



TE560−7, 5 step scales for constant CIELAB hue 31/360 = 0.086 (left) 5 step scales for constant CIELAB hue 38/360 = 0.105 (right)

BAM-test chart TE56; Colorimetric systems MRS18a & ORS18 input: *olv* setrgbcolor*
D65: 2 coordinate data of 5 step colour scales for 10 hues output: *olv* setrgbcolor / w* setgray*

See for similar files: http://www.ps.bam.de/TE56/
Technical information: http://www.ps.bam.de Version 2.1, io=1,1, CIEXYZ

BAM registration: 20060101-TE56/10Q/Q56E00F1.PS/.TXT
application for evaluation and measurement of printer or monitor systems, Y=2.5, XYZ

BAM material: code=tha4ta
TE56/10Q/Q56E00F1.PS/.TXT; Page 1, Row 1, Col. 1