

Input: Colorimetric Reflective System ORS18

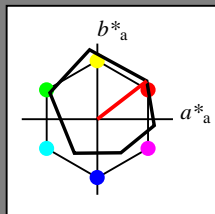
for hue $h^* = lab^*h = 38/360 = 0.105$

lab^*tch and lab^*nch

D65: hue O

LCH*Ma: 48 83 38

rgb*Ma: 1.0 0.0 0.0



ORS18; adapted (a) CIELAB data

	$L^*=L^*_a$	a^*_a	b^*_a	$C^*_{ab,a}$	$h^*_{ab,a}$
OMa	47.94	65.37	50.52	82.62	38
YMa	90.37	-10.27	91.77	92.34	96
LMa	50.9	-62.79	34.95	71.87	151
CMa	58.62	-30.35	-45.01	54.3	236
VMa	25.71	31.11	-44.42	54.24	305
MMa	48.13	75.27	-8.35	75.73	354
NMa	18.01	0.0	0.0	0.0	0
WMa	95.41	0.0	0.0	0.0	0
RCIE	39.92	58.66	26.98	64.56	25
JCIE	81.26	-2.17	67.76	67.79	92
GCIE	52.23	-42.26	11.75	43.87	164
BCIE	30.57	1.15	-46.84	46.87	271

%Gamut

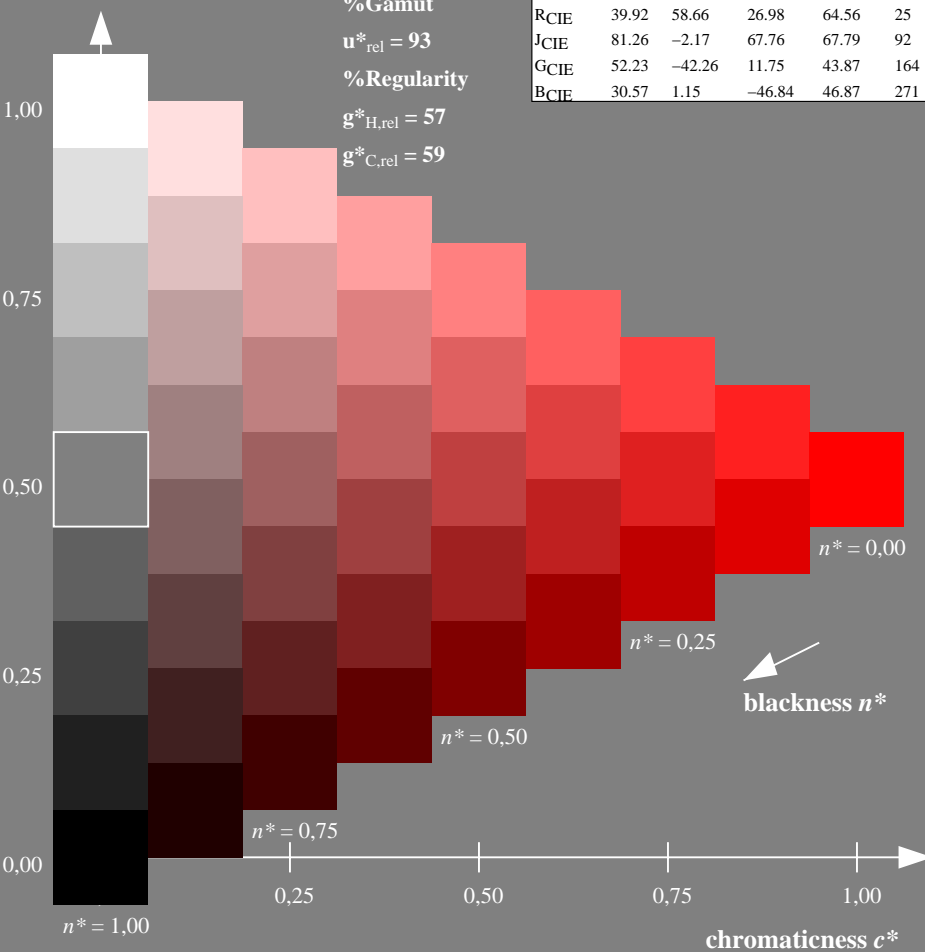
$u^*_{rel} = 93$

%Regularity

$g^*_{H,rel} = 57$

$g^*_{C,rel} = 59$

triangle lightness t^*



Output: Colorimetric Reflective System MRS18

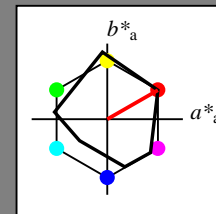
for hue $h^* = lab^*h = 30/360 = 0.083$

lab^*tch and lab^*nch

D65: hue R

LCH*Ma: 50 77 30

rgb*Ma: 1.0 0.0 0.0



MRS18; adapted (a) CIELAB data

	$L^*=L^*_a$	a^*_a	b^*_a	$C^*_{ab,a}$	$h^*_{ab,a}$
RMa	49.63	66.96	38.37	77.18	30
JMa	90.7	-6.36	88.75	88.98	94
GMa	52.11	-69.73	9.44	70.37	172
G50BMa	45.03	-36.57	-28.47	46.36	218
BMa	36.65	23.19	-63.05	67.18	290
B50RMa	34.94	57.17	-44.26	72.31	322
NMa	18.01	0.0	0.0	0.0	0
WMa	95.41	0.0	0.0	0.0	0
RCIE	39.92	58.66	26.98	64.56	25
JCIE	81.26	-2.17	67.76	67.79	92
GCIE	52.23	-42.26	11.75	43.87	164
BCIE	30.57	1.15	-46.84	46.87	271

%Gamut

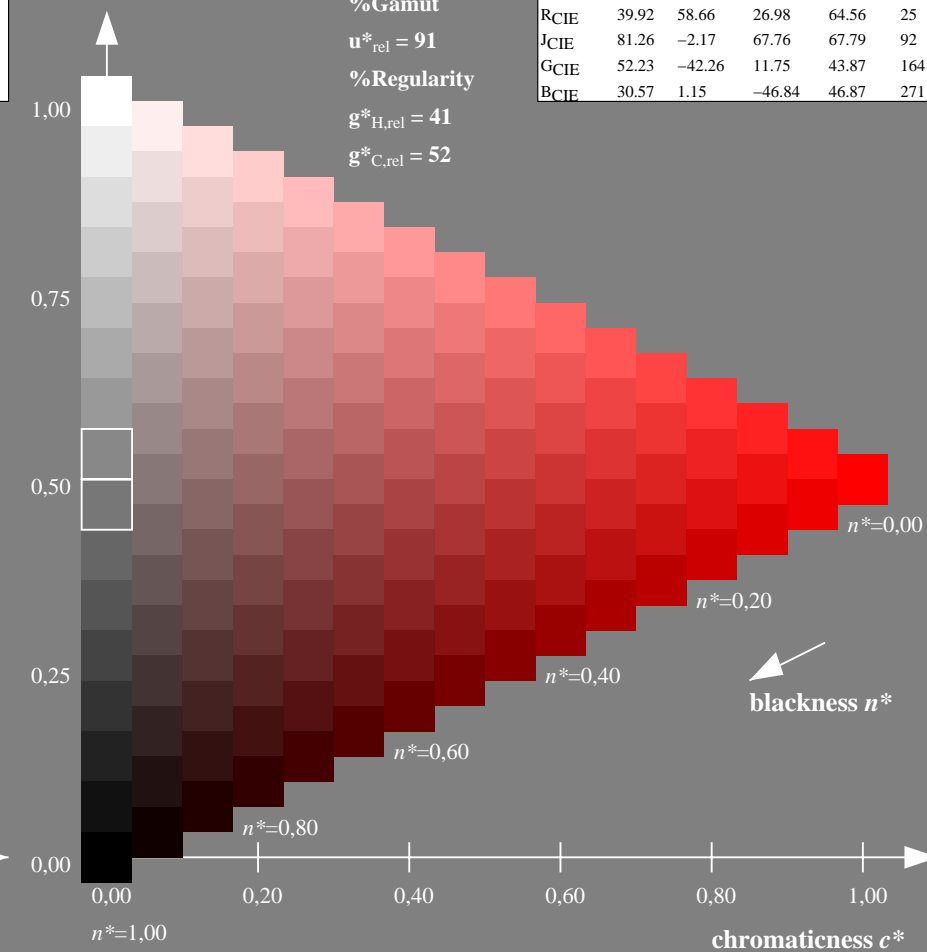
$u^*_{rel} = 91$

%Regularity

$g^*_{H,rel} = 41$

$g^*_{C,rel} = 52$

triangle lightness t^*



TE900-7, 9 step scales for constant CIELAB hue 38/360 = 0.105 (left)

16 step scales for constant CIELAB hue 30/360 = 0.083 (right)

BAM-test chart TE90; Colorimetric systems ORS18 & MRS18

D65: 9 and 16 step colour scales for 10 hues

input: $olv^* setrgbcolor$

output: no change compared to input

Input: Colorimetric Reflective System ORS18

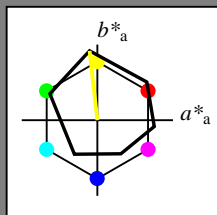
for hue $h^* = lab^*h = 96/360 = 0.268$

lab^*tch and lab^*nch

D65: hue Y

LCH*Ma: 90 92 96

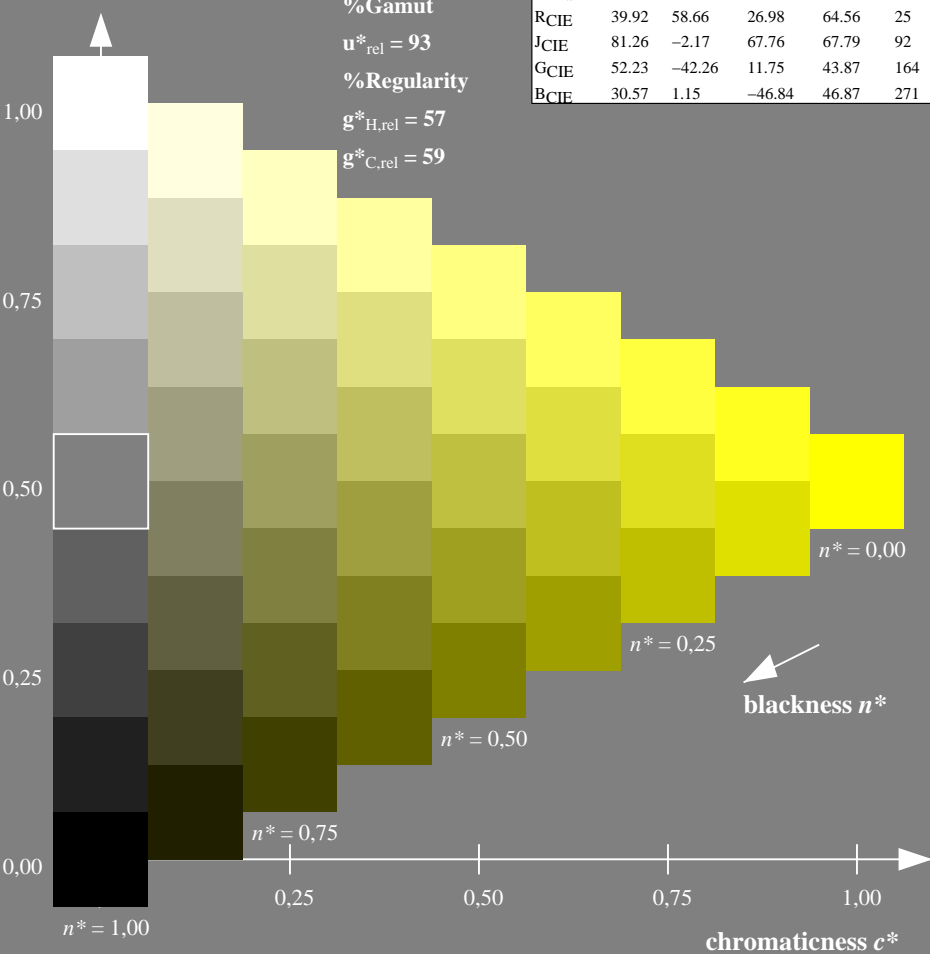
rgb*Ma: 1.0 1.0 0.0



ORS18; adapted (a) CIELAB data

	$L^*=L^*_a$	a^*_a	b^*_a	$C^*_{ab,a}$	$h^*_{ab,a}$
OMa	47.94	65.37	50.52	82.62	38
YMa	90.37	-10.27	91.77	92.34	96
LMa	50.9	-62.79	34.95	71.87	151
CMa	58.62	-30.35	-45.01	54.3	236
VMa	25.71	31.11	-44.42	54.24	305
MMa	48.13	75.27	-8.35	75.73	354
NMa	18.01	0.0	0.0	0.0	0
WMa	95.41	0.0	0.0	0.0	0
RCIE	39.92	58.66	26.98	64.56	25
JCIE	81.26	-2.17	67.76	67.79	92
GCIE	52.23	-42.26	11.75	43.87	164
BCIE	30.57	1.15	-46.84	46.87	271

triangle lightness t^*



Output: Colorimetric Reflective System MRS18

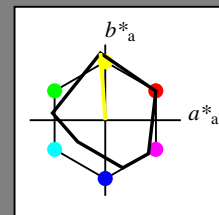
for hue $h^* = lab^*h = 94/360 = 0.261$

lab^*tch and lab^*nch

D65: hue J

LCH*Ma: 91 89 94

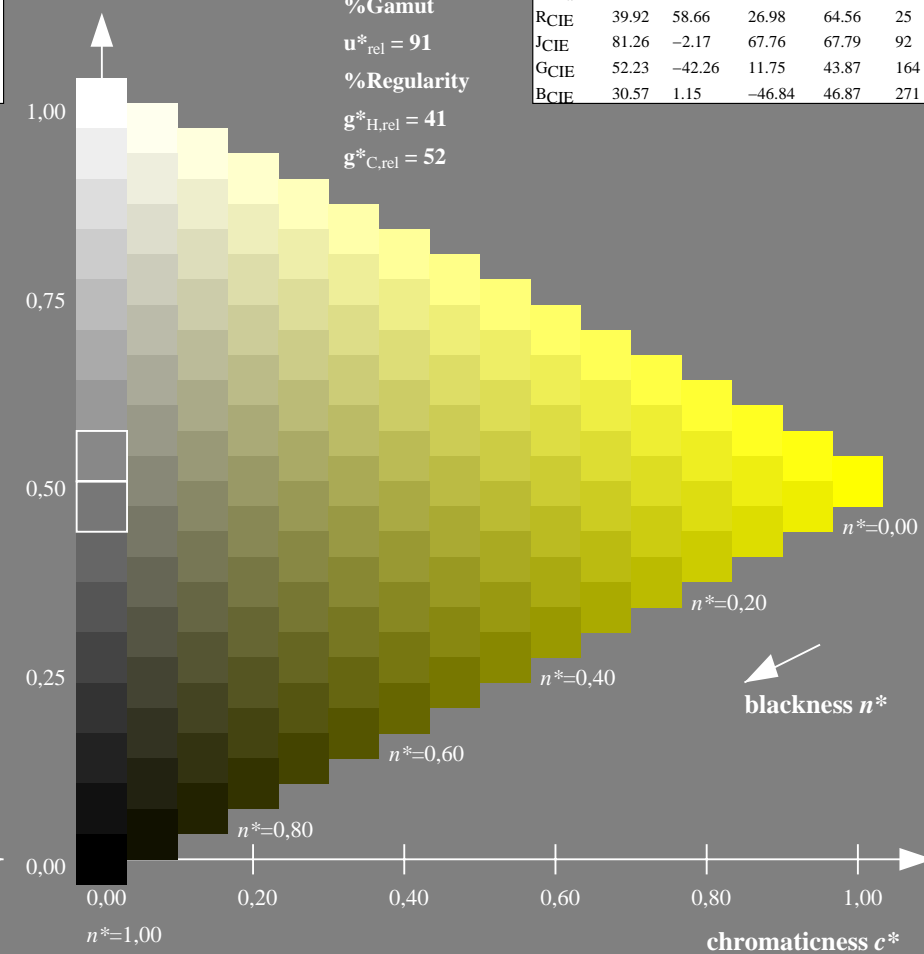
rgb*Ma: 1.0 1.0 0.0



MRS18; adapted (a) CIELAB data

	$L^*=L^*_a$	a^*_a	b^*_a	$C^*_{ab,a}$	$h^*_{ab,a}$
RMa	49.63	66.96	38.37	77.18	30
JMa	90.7	-6.36	88.75	88.98	94
GMa	52.11	-69.73	9.44	70.37	172
G50BMa	45.03	-36.57	-28.47	46.36	218
BMa	36.65	23.19	-63.05	67.18	290
B50RMa	34.94	57.17	-44.26	72.31	322
NMa	18.01	0.0	0.0	0.0	0
WMa	95.41	0.0	0.0	0.0	0
RCIE	39.92	58.66	26.98	64.56	25
JCIE	81.26	-2.17	67.76	67.79	92
GCIE	52.23	-42.26	11.75	43.87	164
BCIE	30.57	1.15	-46.84	46.87	271

triangle lightness t^*



See for similar files: <http://www.ps.bam.de/TE90/>
 Technical information: <http://www.ps.bam.de> Version 2.1, io=1,1

BAM registration: 20060101-TE90/10S/S90E01NP.PS/.PDF BAM material: code=rh4ta
 application for evaluation and measurement of printer or monitor systems
 /TE90 Form: 2/10, Serie: 1/1, Page: 2 Page count: 2

TE900-7, 9 step scales for constant CIELAB hue 96/360 = 0.268 (left)

16 step scales for constant CIELAB hue 94/360 = 0.261 (right)

BAM-test chart TE90; Colorimetric systems ORS18 & MRS18

D65: 9 and 16 step colour scales for 10 hues

input: $olv^* setrgbcolor$

output: no change compared to input

Input: Colorimetric Reflective System ORS18

for hue $h^* = lab^*h = 151/360 = 0.419$

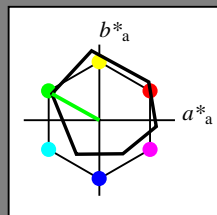
lab^*tch and lab^*nch

D65: hue L

LCH*Ma: 51 72 151

rgb*Ma: 0.0 1.0 0.0

triangle lightness t^*



ORS18; adapted (a) CIELAB data					
	$L^*=L^*_a$	a^*_a	b^*_a	$C^*_{ab,a}$	$h^*_{ab,a}$
OMa	47.94	65.37	50.52	82.62	38
YMa	90.37	-10.27	91.77	92.34	96
LMa	50.9	-62.79	34.95	71.87	151
CMa	58.62	-30.35	-45.01	54.3	236
VMa	25.71	31.11	-44.42	54.24	305
MMa	48.13	75.27	-8.35	75.73	354
NMa	18.01	0.0	0.0	0.0	0
WMa	95.41	0.0	0.0	0.0	0
RCIE	39.92	58.66	26.98	64.56	25
JCIE	81.26	-2.17	67.76	67.79	92
GCIE	52.23	-42.26	11.75	43.87	164
BCIE	30.57	1.15	-46.84	46.87	271

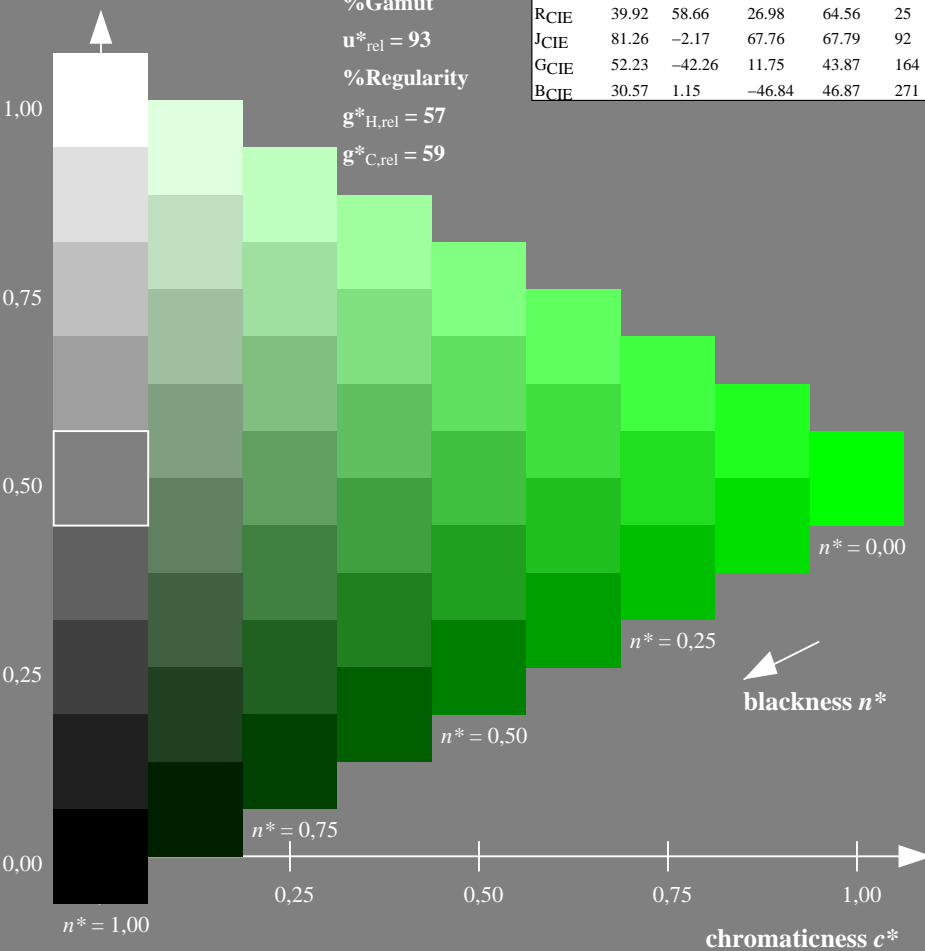
%Gamut

$u^*_{rel} = 93$

%Regularity

$g^*_{H,rel} = 57$

$g^*_{C,rel} = 59$



Output: Colorimetric Reflective System MRS18

for hue $h^* = lab^*h = 172/360 = 0.479$

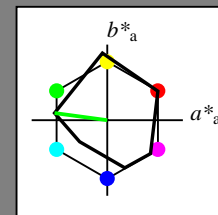
lab^*tch and lab^*nch

D65: hue G

LCH*Ma: 52 70 172

rgb*Ma: 0.0 1.0 0.0

triangle lightness t^*



MRS18; adapted (a) CIELAB data					
	$L^*=L^*_a$	a^*_a	b^*_a	$C^*_{ab,a}$	$h^*_{ab,a}$
RMa	49.63	66.96	38.37	77.18	30
JMa	90.7	-6.36	88.75	88.98	94
GMa	52.11	-69.73	9.44	70.37	172
G50BMa	45.03	-36.57	-28.47	46.36	218
BMa	36.65	23.19	-63.05	67.18	290
B50RMa	34.94	57.17	-44.26	72.31	322
NMa	18.01	0.0	0.0	0.0	0
WMa	95.41	0.0	0.0	0.0	0
RCIE	39.92	58.66	26.98	64.56	25
JCIE	81.26	-2.17	67.76	67.79	92
GCIE	52.23	-42.26	11.75	43.87	164
BCIE	30.57	1.15	-46.84	46.87	271

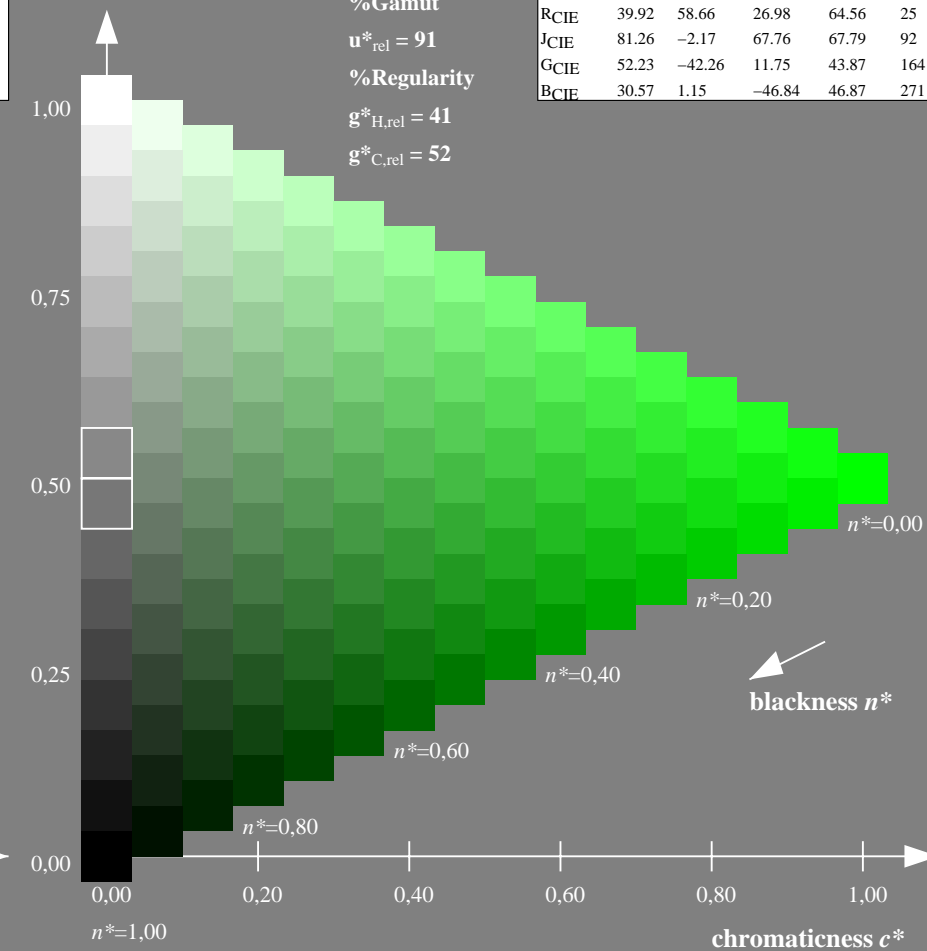
%Gamut

$u^*_{rel} = 91$

%Regularity

$g^*_{H,rel} = 41$

$g^*_{C,rel} = 52$



TE900-7, 9 step scales for constant CIELAB hue 151/360 = 0.419 (left)

16 step scales for constant CIELAB hue 172/360 = 0.479 (right)

BAM-test chart TE90; Colorimetric systems ORS18 & MRS18

D65: 9 and 16 step colour scales for 10 hues

input: olv^* setrgbcolor

output: no change compared to input

See for similar files: <http://www.ps.bam.de/TE90/>
 Technical information: <http://www.ps.bam.de> Version 2.1, io=1,1

BAM registration: 20060101-TE90/10S/S90E02NP.PS/.PDF BAM material: code=rh4ta
 application for evaluation and measurement of printer or monitor systems
 /TE90 Form: 3/10, Serie: 1/1, Page: 3 Page count: 3

Input: Colorimetric Reflective System ORS18

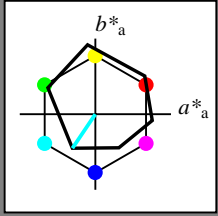
for hue $h^* = lab^*h = 236/360 = 0.656$

lab^*tch and lab^*nch

D65: hue C

LCH*Ma: 59 54 236

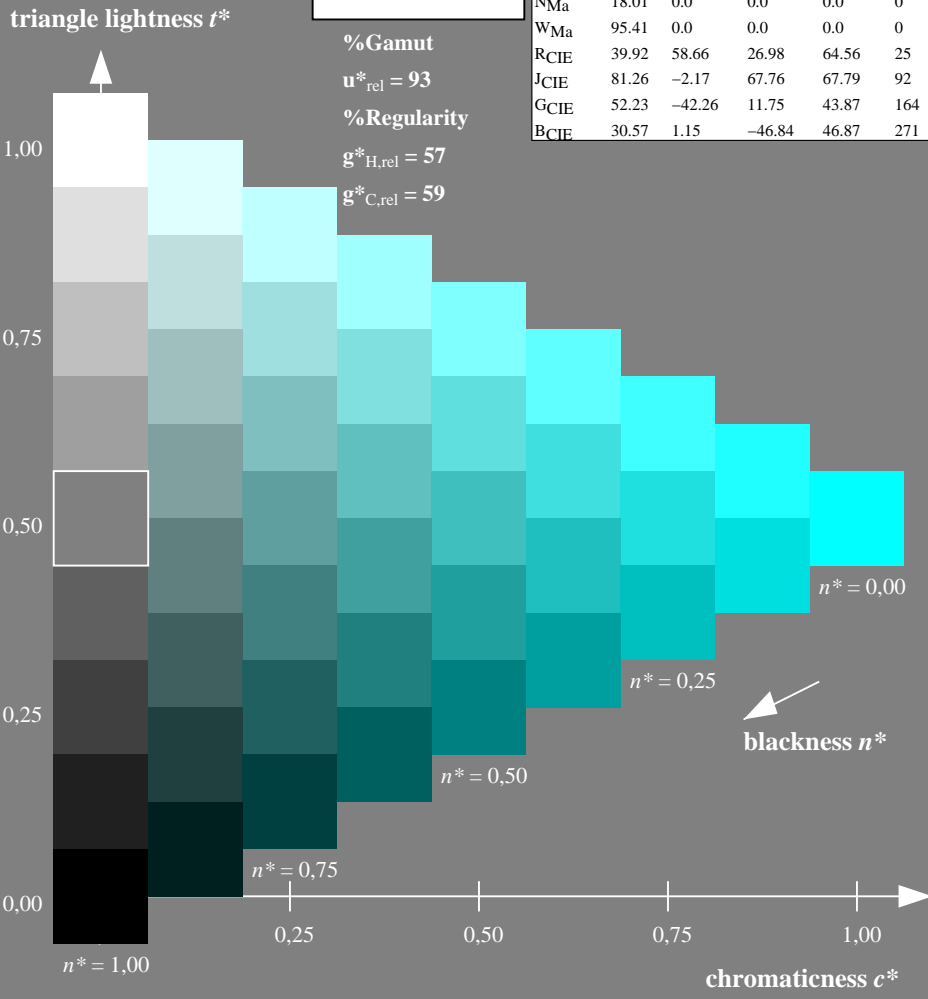
rgb*Ma: 0.0 1.0 1.0



ORS18; adapted (a) CIELAB data

	$L^*=L^*_a$	a^*_a	b^*_a	$C^*_{ab,a}$	$h^*_{ab,a}$
OMa	47.94	65.37	50.52	82.62	38
YMa	90.37	-10.27	91.77	92.34	96
LMa	50.9	-62.79	34.95	71.87	151
CMa	58.62	-30.35	-45.01	54.3	236
VMa	25.71	31.11	-44.42	54.24	305
MMa	48.13	75.27	-8.35	75.73	354
NMa	18.01	0.0	0.0	0.0	0
WMa	95.41	0.0	0.0	0.0	0
RCIE	39.92	58.66	26.98	64.56	25
JCIE	81.26	-2.17	67.76	67.79	92
GCIE	52.23	-42.26	11.75	43.87	164
BCIE	30.57	1.15	-46.84	46.87	271

%Gamut
 $u^*_{rel} = 93$
 %Regularity
 $g^*_{H,rel} = 57$
 $g^*_{C,rel} = 59$



Output: Colorimetric Reflective System MRS18

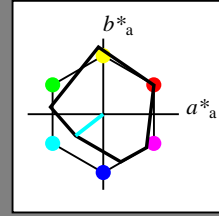
for hue $h^* = lab^*h = 218/360 = 0.605$

lab^*tch and lab^*nch

D65: hue G50B

LCH*Ma: 45 46 218

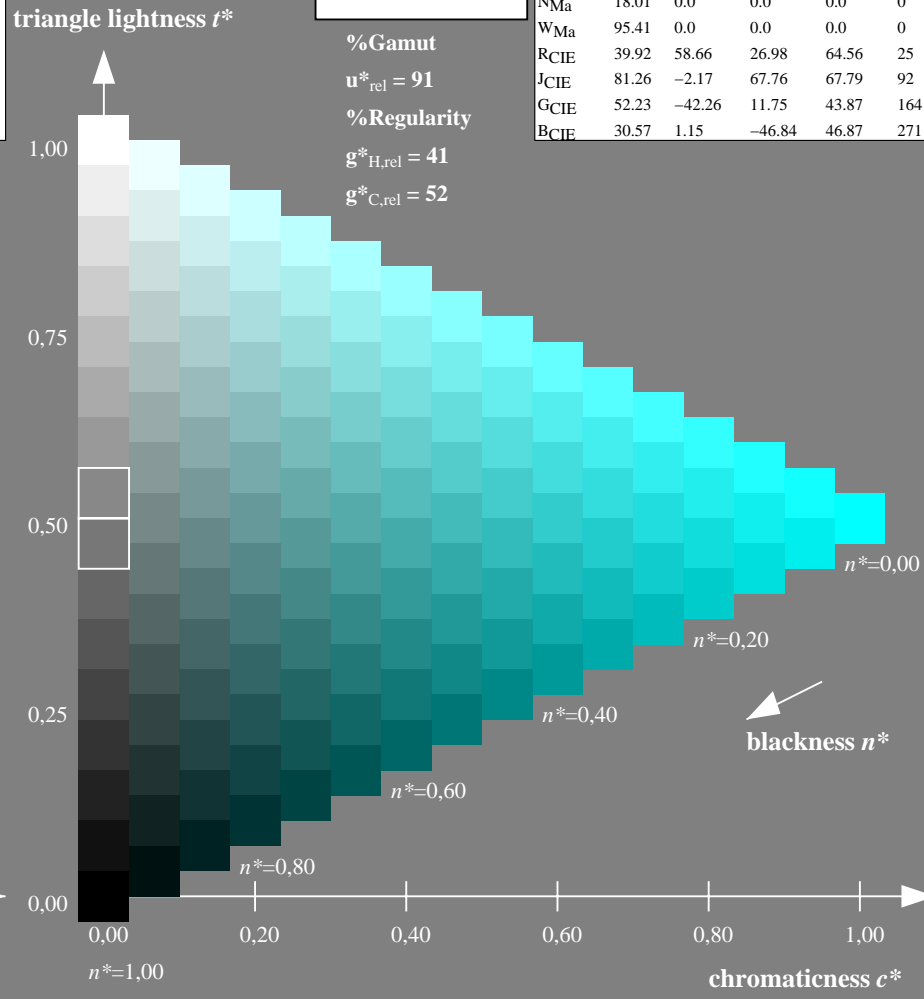
rgb*Ma: 0.0 1.0 1.0



MRS18; adapted (a) CIELAB data

	$L^*=L^*_a$	a^*_a	b^*_a	$C^*_{ab,a}$	$h^*_{ab,a}$
RMa	49.63	66.96	38.37	77.18	30
JMa	90.7	-6.36	88.75	88.98	94
GMa	52.11	-69.73	9.44	70.37	172
G50BMa	45.03	-36.57	-28.47	46.36	218
BMa	36.65	23.19	-63.05	67.18	290
B50RMa	34.94	57.17	-44.26	72.31	322
NMa	18.01	0.0	0.0	0.0	0
WMa	95.41	0.0	0.0	0.0	0
RCIE	39.92	58.66	26.98	64.56	25
JCIE	81.26	-2.17	67.76	67.79	92
GCIE	52.23	-42.26	11.75	43.87	164
BCIE	30.57	1.15	-46.84	46.87	271

%Gamut
 $u^*_{rel} = 91$
 %Regularity
 $g^*_{H,rel} = 41$
 $g^*_{C,rel} = 52$



TE900-7, 9 step scales for constant CIELAB hue 236/360 = 0.656 (left)

16 step scales for constant CIELAB hue 218/360 = 0.605 (right)

BAM-test chart TE90; Colorimetric systems ORS18 & MRS18 input: $olv^* setrgbcolor$
 D65: 9 and 16 step colour scales for 10 hues output: no change compared to input

See for similar files: <http://www.ps.bam.de/TE90/>
 Technical information: <http://www.ps.bam.de> Version 2.1, io=1,1

BAM registration: 20060101-TE90/10S/S90E03NP.PS/.PDF BAM material: code=rh4ta
 application for evaluation and measurement of printer or monitor systems
 /TE90 Form: 4/10, Serie: 1/1, Page: 4 Page count: 4

Input: Colorimetric Reflective System ORS18

for hue $h^* = lab^*h = 305/360 = 0.847$

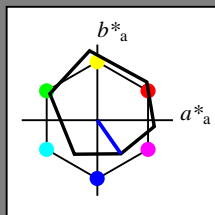
lab^*tch and lab^*nch

D65: hue V

LCH*Ma: 26 54 305

rgb*Ma: 0.0 0.0 1.0

triangle lightness t^*



ORS18; adapted (a) CIELAB data

	$L^*=L^*_a$	a^*_a	b^*_a	$C^*_{ab,a}$	$h^*_{ab,a}$
OMa	47.94	65.37	50.52	82.62	38
YMa	90.37	-10.27	91.77	92.34	96
LMa	50.9	-62.79	34.95	71.87	151
CMa	58.62	-30.35	-45.01	54.3	236
VMa	25.71	31.11	-44.42	54.24	305
MMa	48.13	75.27	-8.35	75.73	354
NMa	18.01	0.0	0.0	0.0	0
WMa	95.41	0.0	0.0	0.0	0
RCIE	39.92	58.66	26.98	64.56	25
JCIE	81.26	-2.17	67.76	67.79	92
GCIE	52.23	-42.26	11.75	43.87	164
BCIE	30.57	1.15	-46.84	46.87	271

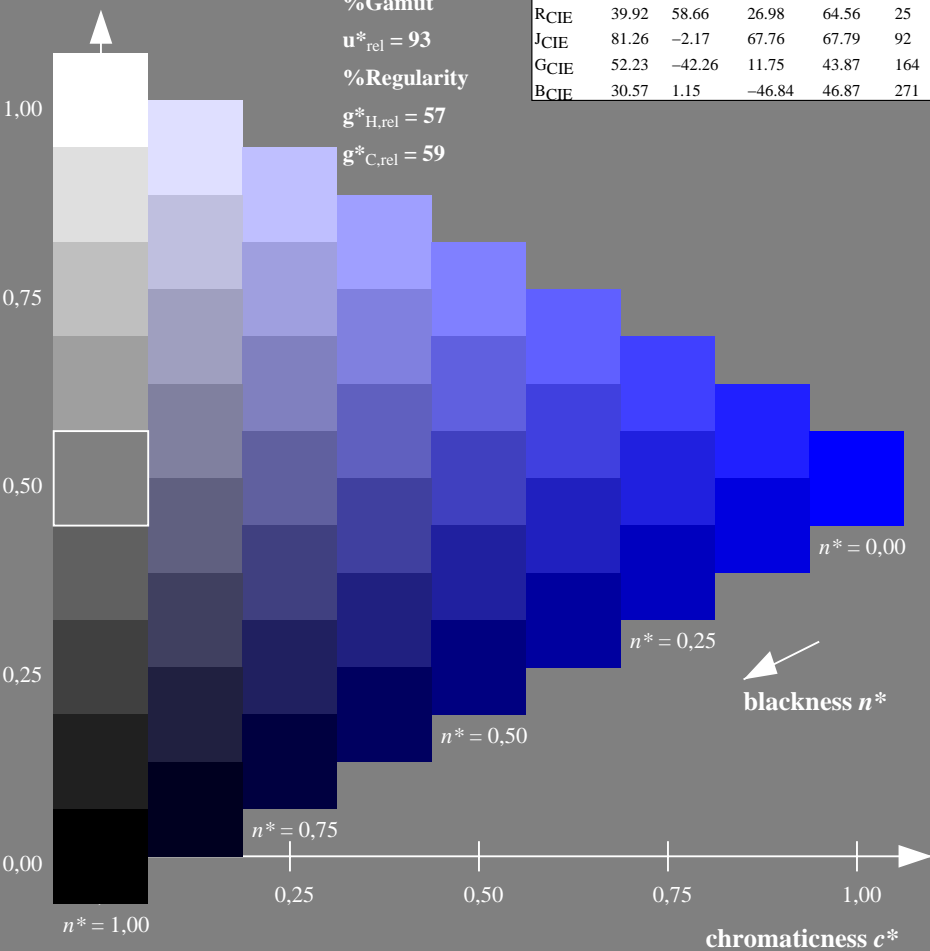
%Gamut

$u^*_{rel} = 93$

%Regularity

$g^*_{H,rel} = 57$

$g^*_{C,rel} = 59$



Output: Colorimetric Reflective System MRS18

for hue $h^* = lab^*h = 290/360 = 0.806$

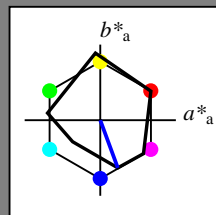
lab^*tch and lab^*nch

D65: hue B

LCH*Ma: 37 67 290

rgb*Ma: 0.0 0.0 1.0

triangle lightness t^*



MRS18; adapted (a) CIELAB data

	$L^*=L^*_a$	a^*_a	b^*_a	$C^*_{ab,a}$	$h^*_{ab,a}$
RMa	49.63	66.96	38.37	77.18	30
JMa	90.7	-6.36	88.75	88.98	94
GMa	52.11	-69.73	9.44	70.37	172
G50BMa	45.03	-36.57	-28.47	46.36	218
BMa	36.65	23.19	-63.05	67.18	290
B50RMa	34.94	57.17	-44.26	72.31	322
NMa	18.01	0.0	0.0	0.0	0
WMa	95.41	0.0	0.0	0.0	0
RCIE	39.92	58.66	26.98	64.56	25
JCIE	81.26	-2.17	67.76	67.79	92
GCIE	52.23	-42.26	11.75	43.87	164
BCIE	30.57	1.15	-46.84	46.87	271

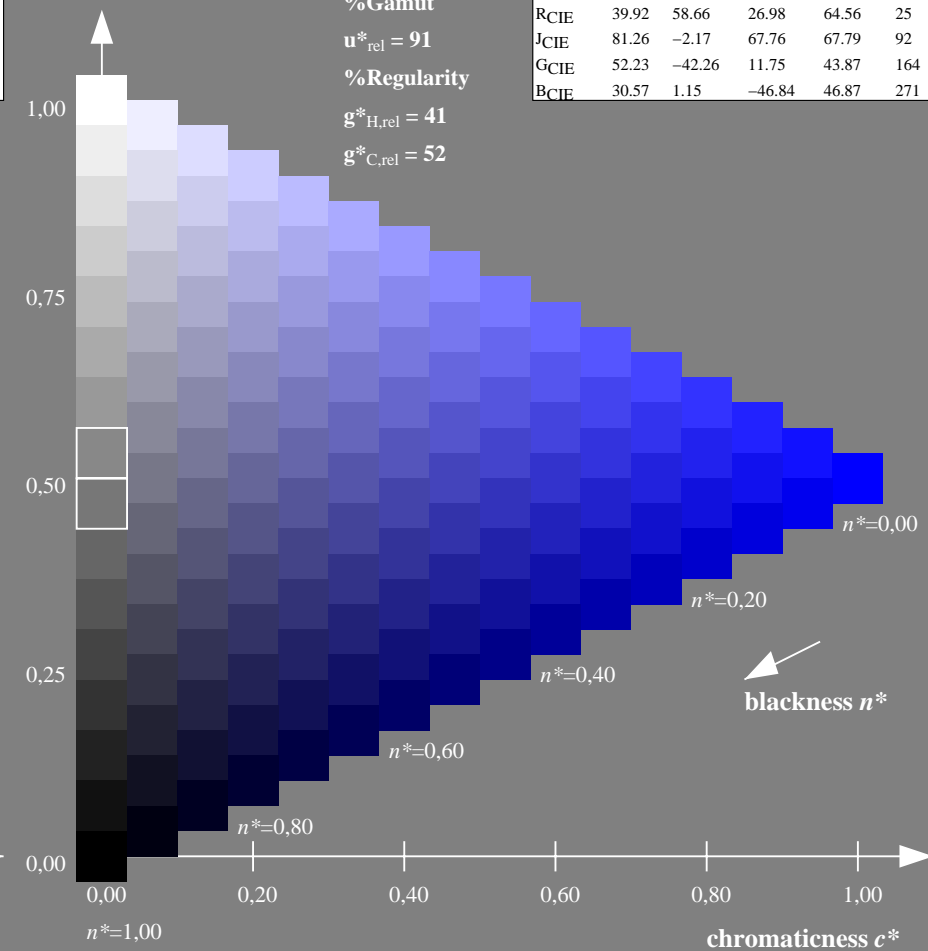
%Gamut

$u^*_{rel} = 91$

%Regularity

$g^*_{H,rel} = 41$

$g^*_{C,rel} = 52$



TE900-7, 9 step scales for constant CIELAB hue 305/360 = 0.847 (left)

16 step scales for constant CIELAB hue 290/360 = 0.806 (right)

BAM-test chart TE90; Colorimetric systems ORS18 & MRS18

D65: 9 and 16 step colour scales for 10 hues

input: $olv^* setrgbcolor$

output: no change compared to input

Input: Colorimetric Reflective System ORS18

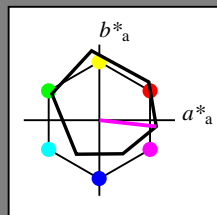
for hue $h^* = lab^*h = 354/360 = 0.982$

lab^*tch and lab^*nch

D65: hue M

LCH*Ma: 48 76 354

rgb*Ma: 1.0 0.0 1.0



ORS18; adapted (a) CIELAB data

	$L^*=L^*_a$	a^*_a	b^*_a	$C^*_{ab,a}$	$h^*_{ab,a}$
OMa	47.94	65.37	50.52	82.62	38
YMa	90.37	-10.27	91.77	92.34	96
LMa	50.9	-62.79	34.95	71.87	151
CMa	58.62	-30.35	-45.01	54.3	236
VMa	25.71	31.11	-44.42	54.24	305
MMa	48.13	75.27	-8.35	75.73	354
NMa	18.01	0.0	0.0	0.0	0
WMa	95.41	0.0	0.0	0.0	0
RCIE	39.92	58.66	26.98	64.56	25
JCIE	81.26	-2.17	67.76	67.79	92
GCIE	52.23	-42.26	11.75	43.87	164
BCIE	30.57	1.15	-46.84	46.87	271

%Gamut

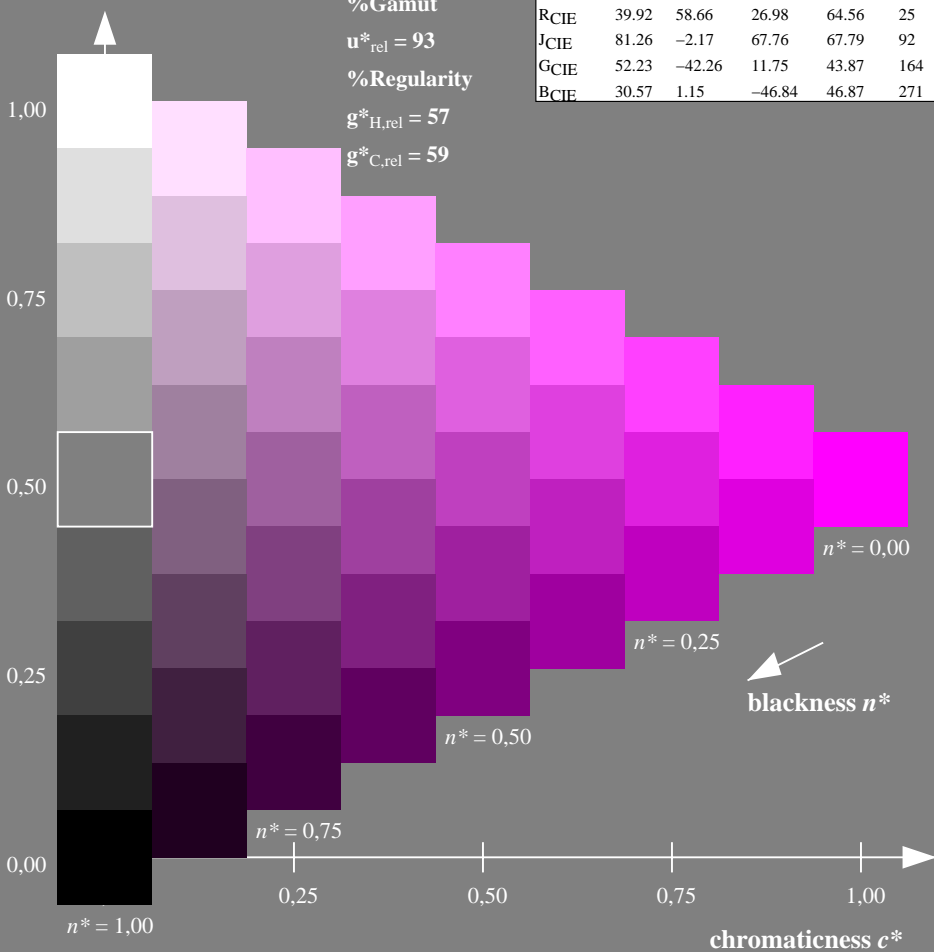
$u^*_{rel} = 93$

%Regularity

$g^*_{H,rel} = 57$

$g^*_{C,rel} = 59$

triangle lightness t^*



Output: Colorimetric Reflective System MRS18

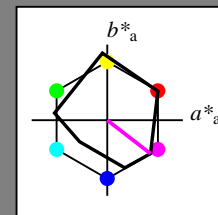
for hue $h^* = lab^*h = 322/360 = 0.895$

lab^*tch and lab^*nch

D65: hue B50R

LCH*Ma: 35 72 322

rgb*Ma: 1.0 0.0 1.0



MRS18; adapted (a) CIELAB data

	$L^*=L^*_a$	a^*_a	b^*_a	$C^*_{ab,a}$	$h^*_{ab,a}$
RMa	49.63	66.96	38.37	77.18	30
JMa	90.7	-6.36	88.75	88.98	94
GMa	52.11	-69.73	9.44	70.37	172
G50BMa	45.03	-36.57	-28.47	46.36	218
BMa	36.65	23.19	-63.05	67.18	290
B50RMa	34.94	57.17	-44.26	72.31	322
NMa	18.01	0.0	0.0	0.0	0
WMa	95.41	0.0	0.0	0.0	0
RCIE	39.92	58.66	26.98	64.56	25
JCIE	81.26	-2.17	67.76	67.79	92
GCIE	52.23	-42.26	11.75	43.87	164
BCIE	30.57	1.15	-46.84	46.87	271

%Gamut

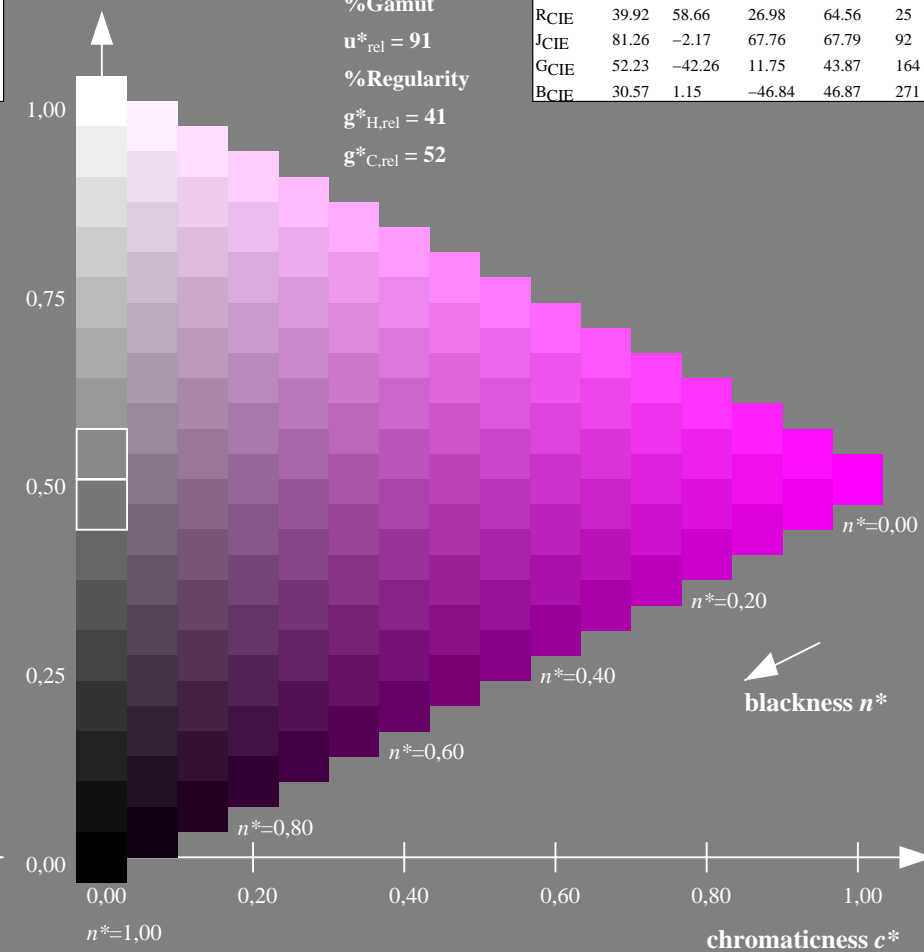
$u^*_{rel} = 91$

%Regularity

$g^*_{H,rel} = 41$

$g^*_{C,rel} = 52$

triangle lightness t^*



TE900-7, 9 step scales for constant CIELAB hue 354/360 = 0.982 (left)

16 step scales for constant CIELAB hue 322/360 = 0.895 (right)

BAM-test chart TE90; Colorimetric systems ORS18 & MRS18

D65: 9 and 16 step colour scales for 10 hues

input: $olv^* setrgbcolor$

output: no change compared to input

Input: Colorimetric Reflective System ORS18

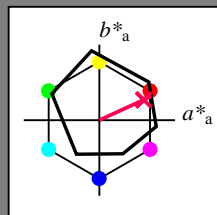
for hue $h^* = lab^*h = 25/360 = 0.069$

lab^*tch and lab^*nch

D65: hue R

LCH*Ma: 48 75 25

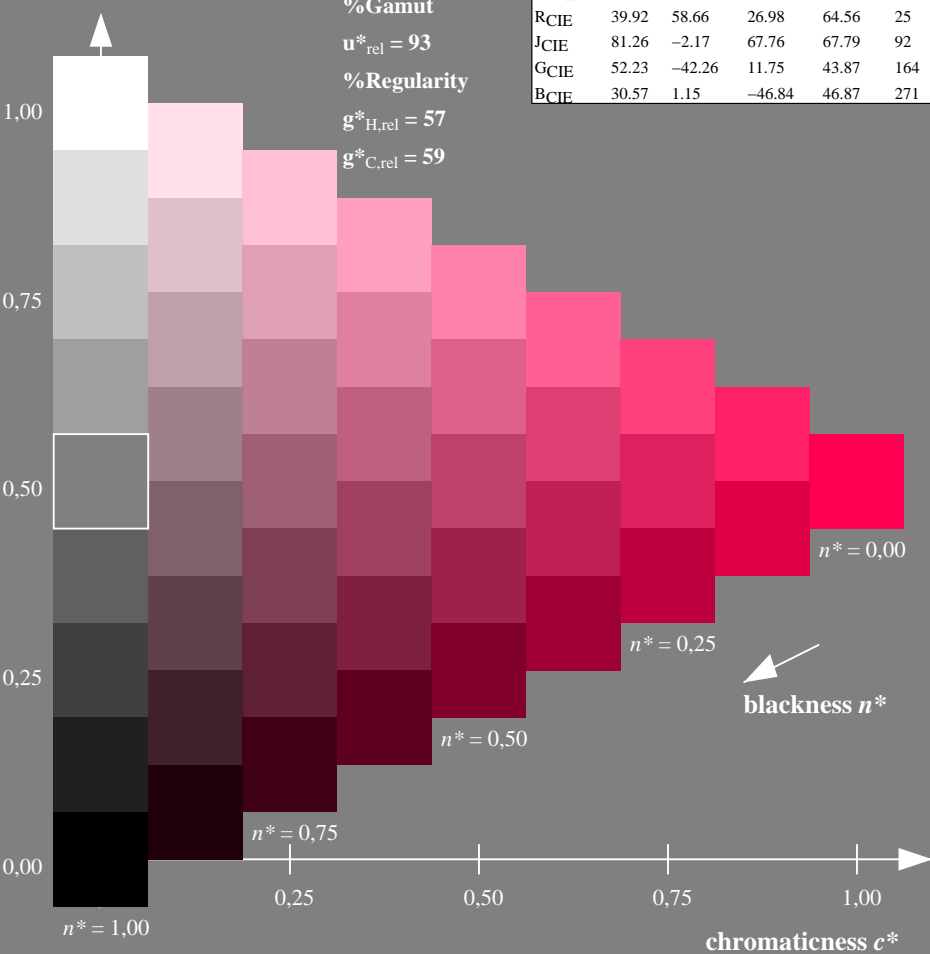
rgb*Ma: 1.0 0.0 0.32



ORS18; adapted (a) CIELAB data

	$L^*=L^*_a$	a^*_a	b^*_a	$C^*_{ab,a}$	$h^*_{ab,a}$
OMa	47.94	65.37	50.52	82.62	38
YMa	90.37	-10.27	91.77	92.34	96
LMa	50.9	-62.79	34.95	71.87	151
CMa	58.62	-30.35	-45.01	54.3	236
VMa	25.71	31.11	-44.42	54.24	305
MMa	48.13	75.27	-8.35	75.73	354
NMa	18.01	0.0	0.0	0.0	0
WMa	95.41	0.0	0.0	0.0	0
RCIE	39.92	58.66	26.98	64.56	25
JCIE	81.26	-2.17	67.76	67.79	92
GCIE	52.23	-42.26	11.75	43.87	164
BCIE	30.57	1.15	-46.84	46.87	271

triangle lightness t^*



%Gamut

$u^*_{rel} = 93$

%Regularity

$g^*_{H,rel} = 57$

$g^*_{C,rel} = 59$

Output: Colorimetric Reflective System MRS18

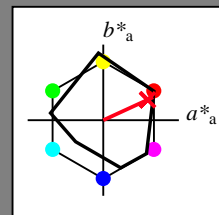
for hue $h^* = lab^*h = 25/360 = 0.069$

lab^*tch and lab^*nch

D65: hue R

LCH*Ma: 48 73 25

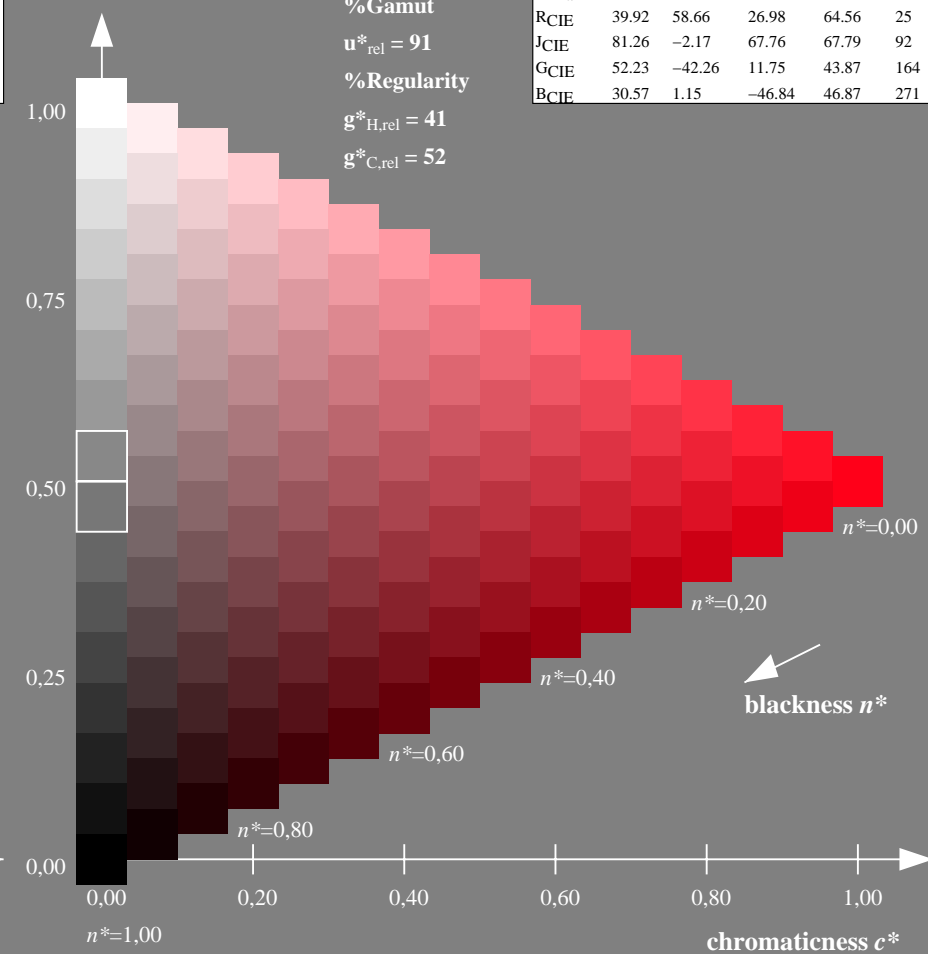
rgb*Ma: 1.0 0.0 0.1



MRS18; adapted (a) CIELAB data

	$L^*=L^*_a$	a^*_a	b^*_a	$C^*_{ab,a}$	$h^*_{ab,a}$
RMa	49.63	66.96	38.37	77.18	30
JMa	90.7	-6.36	88.75	88.98	94
GMa	52.11	-69.73	9.44	70.37	172
G50BMa	45.03	-36.57	-28.47	46.36	218
BMa	36.65	23.19	-63.05	67.18	290
B50RMa	34.94	57.17	-44.26	72.31	322
NMa	18.01	0.0	0.0	0.0	0
WMa	95.41	0.0	0.0	0.0	0
RCIE	39.92	58.66	26.98	64.56	25
JCIE	81.26	-2.17	67.76	67.79	92
GCIE	52.23	-42.26	11.75	43.87	164
BCIE	30.57	1.15	-46.84	46.87	271

triangle lightness t^*



%Gamut

$u^*_{rel} = 91$

%Regularity

$g^*_{H,rel} = 41$

$g^*_{C,rel} = 52$

TE900-7, 9 step scales for constant CIELAB hue 25/360 = 0.069 (left)

16 step scales for constant CIELAB hue 25/360 = 0.069 (right)

BAM-test chart TE90; Colorimetric systems ORS18 & MRS18

D65: 9 and 16 step colour scales for 10 hues

input: $olv^* setrgbcolor$

output: no change compared to input

Input: Colorimetric Reflective System ORS18

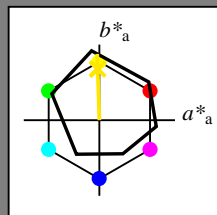
for hue $h^* = lab^*h = 92/360 = 0.255$

lab^*tch and lab^*nch

D65: hue J

LCH*Ma: 86 88 92

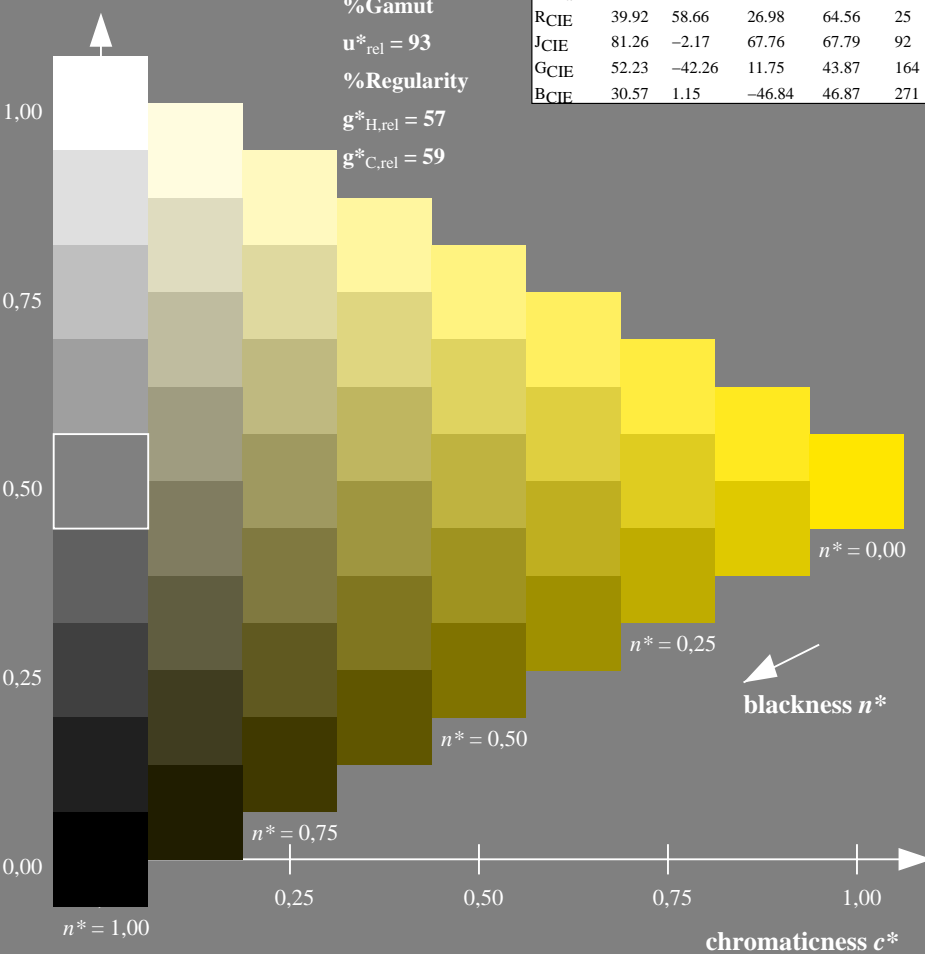
rgb*Ma: 1.0 0.9 0.0



ORS18; adapted (a) CIELAB data

	$L^*=L^*_a$	a^*_a	b^*_a	$C^*_{ab,a}$	$h^*_{ab,a}$
OMa	47.94	65.37	50.52	82.62	38
YMa	90.37	-10.27	91.77	92.34	96
LMa	50.9	-62.79	34.95	71.87	151
CMa	58.62	-30.35	-45.01	54.3	236
VMa	25.71	31.11	-44.42	54.24	305
MMa	48.13	75.27	-8.35	75.73	354
NMa	18.01	0.0	0.0	0.0	0
WMa	95.41	0.0	0.0	0.0	0
RCIE	39.92	58.66	26.98	64.56	25
JCIE	81.26	-2.17	67.76	67.79	92
GCIE	52.23	-42.26	11.75	43.87	164
BCIE	30.57	1.15	-46.84	46.87	271

triangle lightness t^*



%Gamut

$u^*_{rel} = 93$

%Regularity

$g^*_{H,rel} = 57$

$g^*_{C,rel} = 59$

Output: Colorimetric Reflective System MRS18

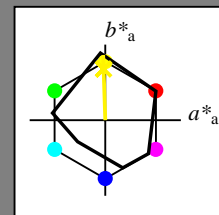
for hue $h^* = lab^*h = 92/360 = 0.255$

lab^*tch and lab^*nch

D65: hue J

LCH*Ma: 89 86 92

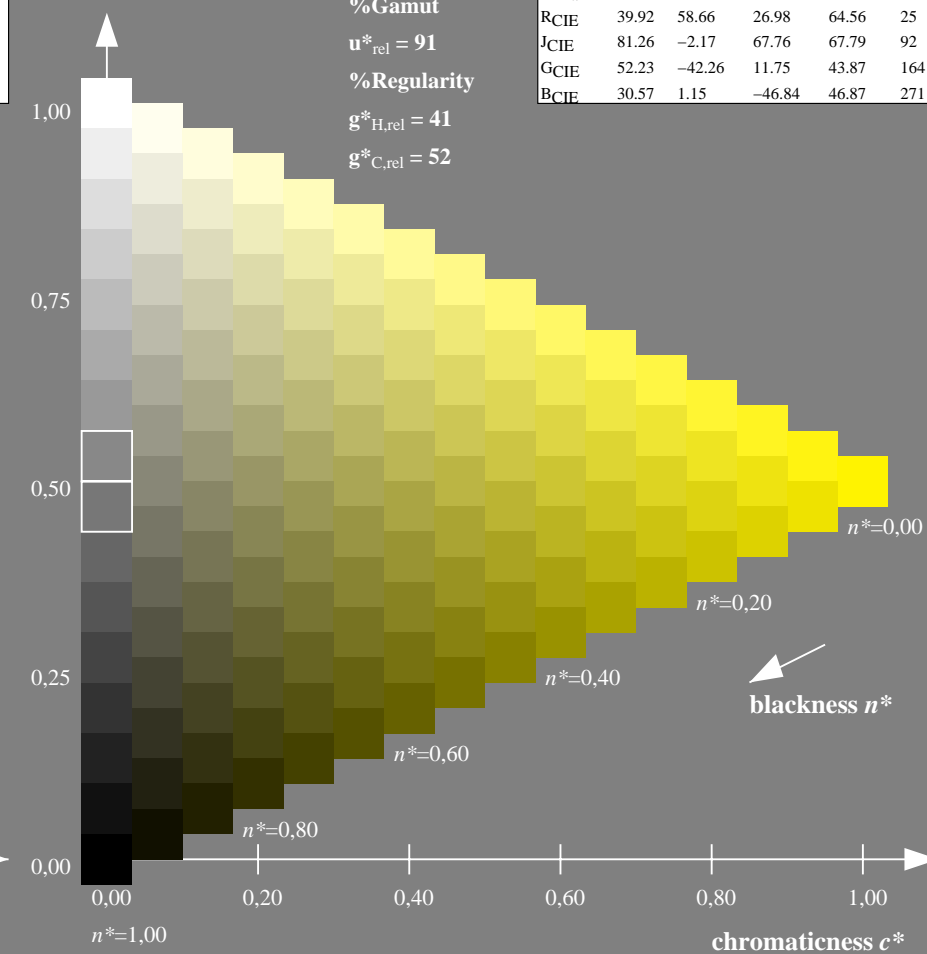
rgb*Ma: 1.0 0.95 0.0



MRS18; adapted (a) CIELAB data

	$L^*=L^*_a$	a^*_a	b^*_a	$C^*_{ab,a}$	$h^*_{ab,a}$
RMa	49.63	66.96	38.37	77.18	30
JMa	90.7	-6.36	88.75	88.98	94
GMa	52.11	-69.73	9.44	70.37	172
G50BMa	45.03	-36.57	-28.47	46.36	218
BMa	36.65	23.19	-63.05	67.18	290
B50RMa	34.94	57.17	-44.26	72.31	322
NMa	18.01	0.0	0.0	0.0	0
WMa	95.41	0.0	0.0	0.0	0
RCIE	39.92	58.66	26.98	64.56	25
JCIE	81.26	-2.17	67.76	67.79	92
GCIE	52.23	-42.26	11.75	43.87	164
BCIE	30.57	1.15	-46.84	46.87	271

triangle lightness t^*



%Gamut

$u^*_{rel} = 91$

%Regularity

$g^*_{H,rel} = 41$

$g^*_{C,rel} = 52$

TE900-7, 9 step scales for constant CIELAB hue 92/360 = 0.255 (left)

16 step scales for constant CIELAB hue 92/360 = 0.255 (right)

BAM-test chart TE90; Colorimetric systems ORS18 & MRS18

D65: 9 and 16 step colour scales for 10 hues

input: $olv^* setrgbcolor$

output: no change compared to input

Input: Colorimetric Reflective System ORS18

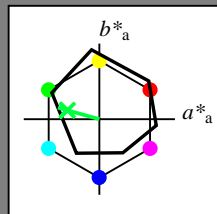
for hue $h^* = lab^*h = 164/360 = 0.457$

lab^*tch and lab^*nch

D65: hue G

LCH*Ma: 53 57 164

rgb*Ma: 0.0 1.0 0.25



ORS18; adapted (a) CIELAB data

	$L^*=L^*_a$	a^*_a	b^*_a	$C^*_{ab,a}$	$h^*_{ab,a}$
OMa	47.94	65.37	50.52	82.62	38
YMa	90.37	-10.27	91.77	92.34	96
LMa	50.9	-62.79	34.95	71.87	151
CMa	58.62	-30.35	-45.01	54.3	236
VMa	25.71	31.11	-44.42	54.24	305
MMa	48.13	75.27	-8.35	75.73	354
NMa	18.01	0.0	0.0	0.0	0
WMa	95.41	0.0	0.0	0.0	0
RCIE	39.92	58.66	26.98	64.56	25
JCIE	81.26	-2.17	67.76	67.79	92
GCIE	52.23	-42.26	11.75	43.87	164
BCIE	30.57	1.15	-46.84	46.87	271

%Gamut

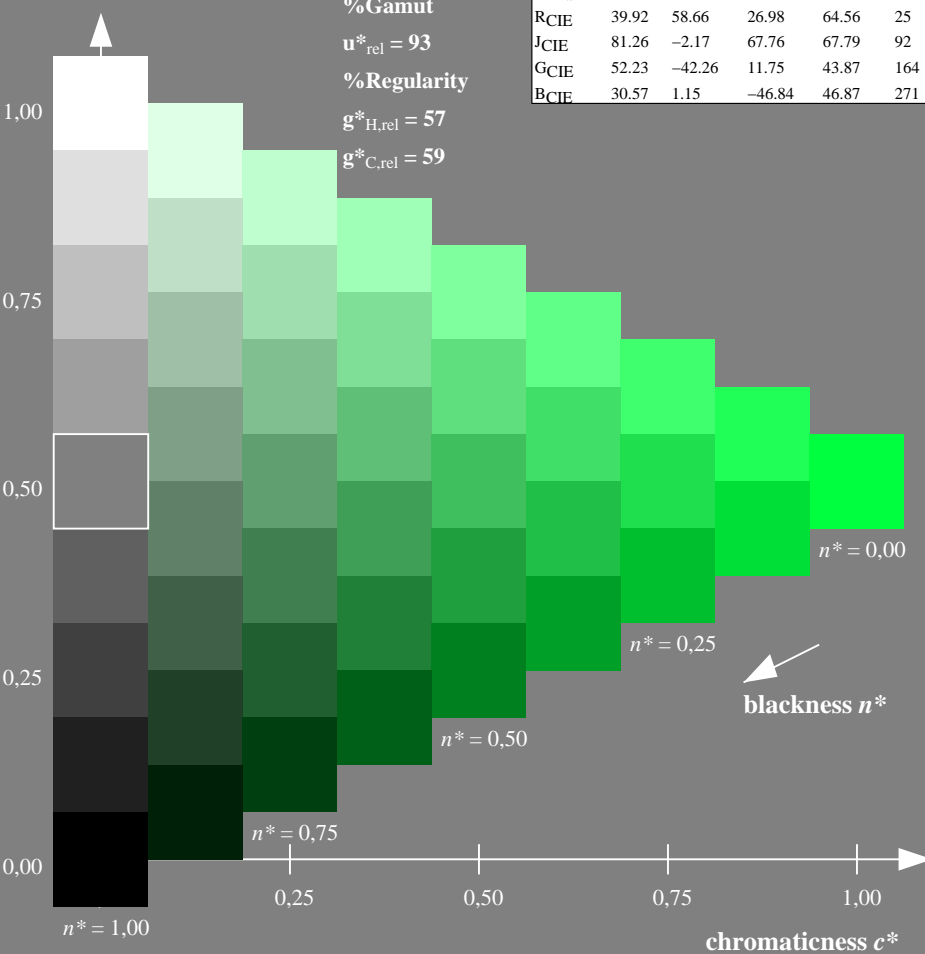
$u^*_{rel} = 93$

%Regularity

$g^*_{H,rel} = 57$

$g^*_{C,rel} = 59$

triangle lightness t^*



Output: Colorimetric Reflective System MRS18

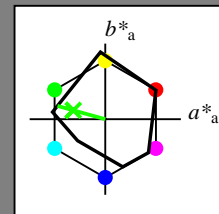
for hue $h^* = lab^*h = 164/360 = 0.457$

lab^*tch and lab^*nch

D65: hue G

LCH*Ma: 56 66 164

rgb*Ma: 0.1 1.0 0.0



MRS18; adapted (a) CIELAB data

	$L^*=L^*_a$	a^*_a	b^*_a	$C^*_{ab,a}$	$h^*_{ab,a}$
RMa	49.63	66.96	38.37	77.18	30
JMa	90.7	-6.36	88.75	88.98	94
GMa	52.11	-69.73	9.44	70.37	172
G50BMa	45.03	-36.57	-28.47	46.36	218
BMa	36.65	23.19	-63.05	67.18	290
B50RMa	34.94	57.17	-44.26	72.31	322
NMa	18.01	0.0	0.0	0.0	0
WMa	95.41	0.0	0.0	0.0	0
RCIE	39.92	58.66	26.98	64.56	25
JCIE	81.26	-2.17	67.76	67.79	92
GCIE	52.23	-42.26	11.75	43.87	164
BCIE	30.57	1.15	-46.84	46.87	271

%Gamut

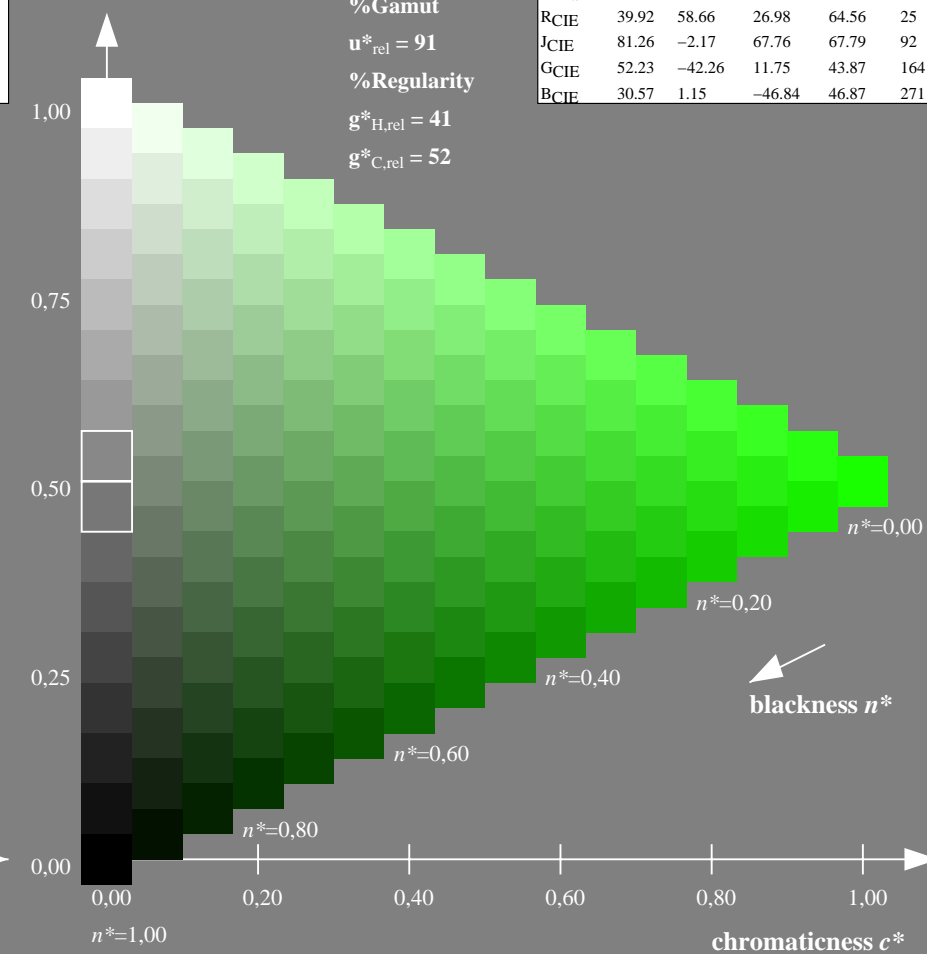
$u^*_{rel} = 91$

%Regularity

$g^*_{H,rel} = 41$

$g^*_{C,rel} = 52$

triangle lightness t^*



See for similar files: <http://www.ps.bam.de/TE90/>
 Technical information: <http://www.ps.bam.de> Version 2.1, io=1,1

BAM registration: 20060101-TE90/10S/S90E08NP.PS/.PDF BAM material: code=rh4ta
 application for evaluation and measurement of printer or monitor systems
 /TE90 Form: 9/10, Serie: 1/1, Page: 9 Page count: 9

TE900-7, 9 step scales for constant CIELAB hue 164/360 = 0.457 (left)

16 step scales for constant CIELAB hue 164/360 = 0.457 (right)

BAM-test chart TE90; Colorimetric systems ORS18 & MRS18

D65: 9 and 16 step colour scales for 10 hues

input: $olv^* setrgbcolor$

output: no change compared to input

Input: Colorimetric Reflective System ORS18

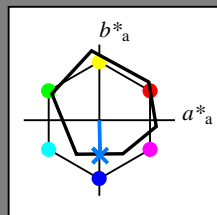
for hue $h^* = lab^*h = 271/360 = 0.754$

lab^*tch and lab^*nch

D65: hue B

LCH*Ma: 42 45 271

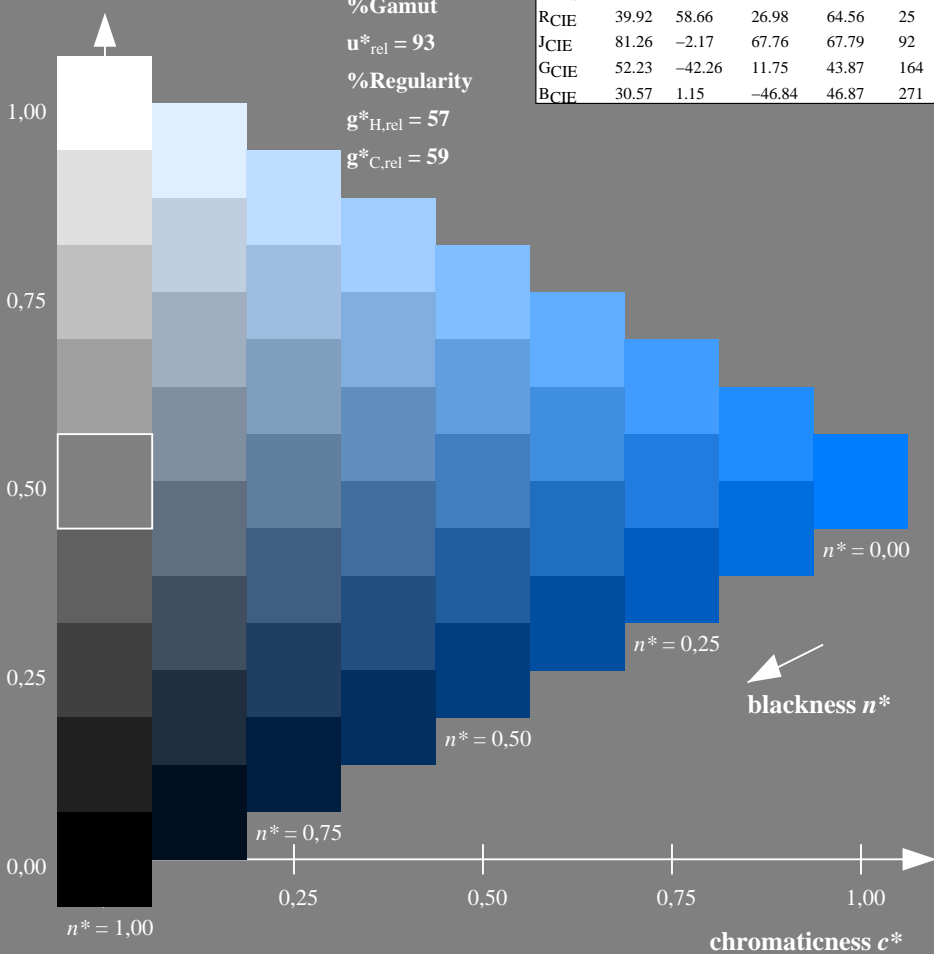
rgb*Ma: 0.0 0.49 1.0



ORS18; adapted (a) CIELAB data

	$L^*=L^*_a$	a^*_a	b^*_a	$C^*_{ab,a}$	$h^*_{ab,a}$
OMa	47.94	65.37	50.52	82.62	38
YMa	90.37	-10.27	91.77	92.34	96
LMa	50.9	-62.79	34.95	71.87	151
CMa	58.62	-30.35	-45.01	54.3	236
VMa	25.71	31.11	-44.42	54.24	305
MMa	48.13	75.27	-8.35	75.73	354
NMa	18.01	0.0	0.0	0.0	0
WMa	95.41	0.0	0.0	0.0	0
RCIE	39.92	58.66	26.98	64.56	25
JCIE	81.26	-2.17	67.76	67.79	92
GCIE	52.23	-42.26	11.75	43.87	164
BCIE	30.57	1.15	-46.84	46.87	271

triangle lightness t^*



Output: Colorimetric Reflective System MRS18

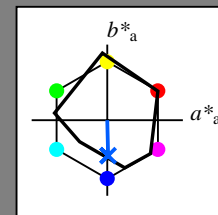
for hue $h^* = lab^*h = 271/360 = 0.754$

lab^*tch and lab^*nch

D65: hue B

LCH*Ma: 40 50 271

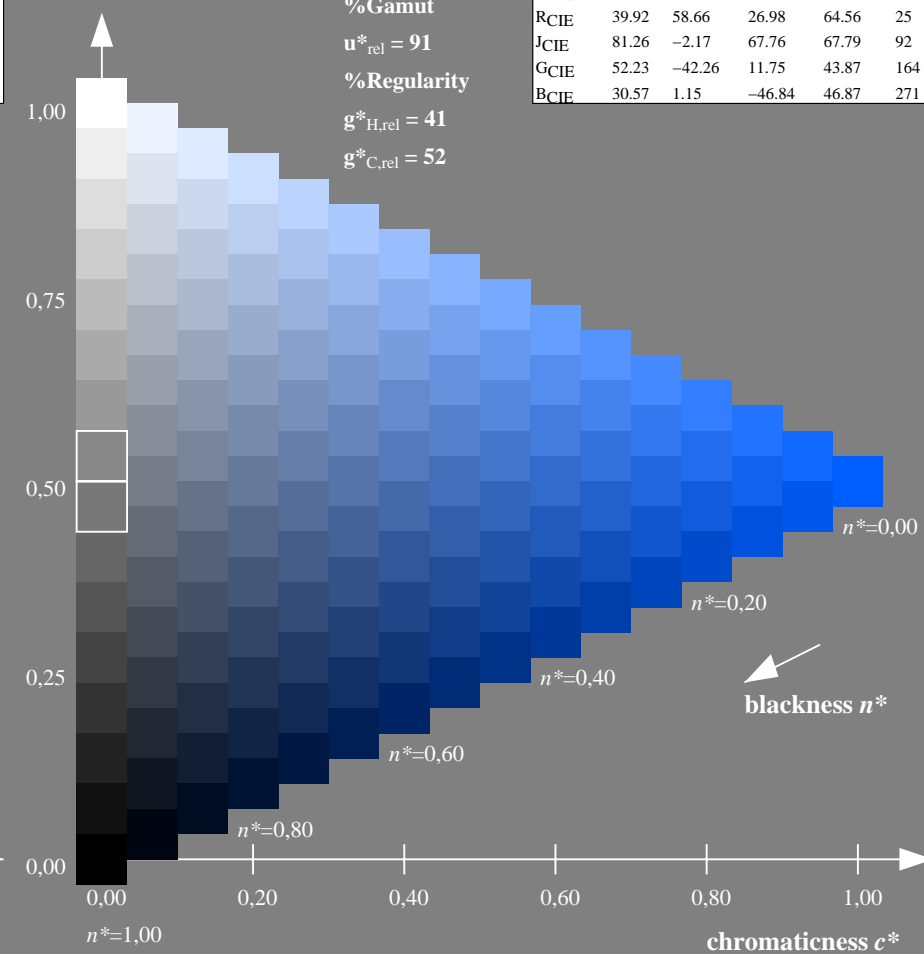
rgb*Ma: 0.0 0.37 1.0



MRS18; adapted (a) CIELAB data

	$L^*=L^*_a$	a^*_a	b^*_a	$C^*_{ab,a}$	$h^*_{ab,a}$
RMa	49.63	66.96	38.37	77.18	30
JMa	90.7	-6.36	88.75	88.98	94
GMa	52.11	-69.73	9.44	70.37	172
G50BMa	45.03	-36.57	-28.47	46.36	218
BMa	36.65	23.19	-63.05	67.18	290
B50RMa	34.94	57.17	-44.26	72.31	322
NMa	18.01	0.0	0.0	0.0	0
WMa	95.41	0.0	0.0	0.0	0
RCIE	39.92	58.66	26.98	64.56	25
JCIE	81.26	-2.17	67.76	67.79	92
GCIE	52.23	-42.26	11.75	43.87	164
BCIE	30.57	1.15	-46.84	46.87	271

triangle lightness t^*



TE900-7, 9 step scales for constant CIELAB hue 271/360 = 0.754 (left)

16 step scales for constant CIELAB hue 271/360 = 0.754 (right)

BAM-test chart TE90; Colorimetric systems ORS18 & MRS18

D65: 9 and 16 step colour scales for 10 hues

input: $olv^* setrgbcolor$

output: no change compared to input