Eingabe: Farbmetrisches Reflexions-System ORS18

für Buntton $h^* = lab^*h = 38/360 = 0.105$
lab^*tch und lab^*nch

D65: Buntton O
LCH*Ma: 48 83 38
rgb*Ma: 1.0 0.0 0.0

Dreiecks-Helligkeit t^*

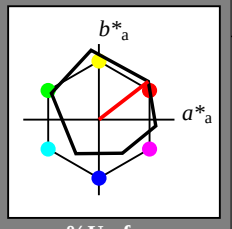

%Umfang

u^*_{rel} = 93

ORS18; adaptierte CIELAB-Daten

	$L^*=L^*_a$	a^*_a	b^*_a	$C^*_{ab,a}$	$h^*_{ab,a}$
O_{Ma}	47.94	65.37	50.52	82.62	38
Y_{Ma}	90.37	−10.27	91.77	92.34	96
L_{Ma}	50.9	−62.79	34.95	71.87	151
C_{Ma}	58.62	−30.35	−45.01	54.3	236
V_{Ma}	25.71	31.11	−44.42	54.24	305
M_{Ma}	48.13	75.27	−8.35	75.73	354
N_{Ma}	18.01	0.0	0.0	0.0	0
W_{Ma}	95.41	0.0	0.0	0.0	0
R_{CIE}	39.92	58.66	26.98	64.56	25
J_{CIE}	81.26	−2.17	67.76	67.79	92
G_{CIE}	52.23	−42.26	11.75	43.87	164
B_{CIE}	30.57	1.15	−46.84	46.87	271

%Regularität

$g^*_{H,rel}$ = 57

$g^*_{C,rel}$ = 59

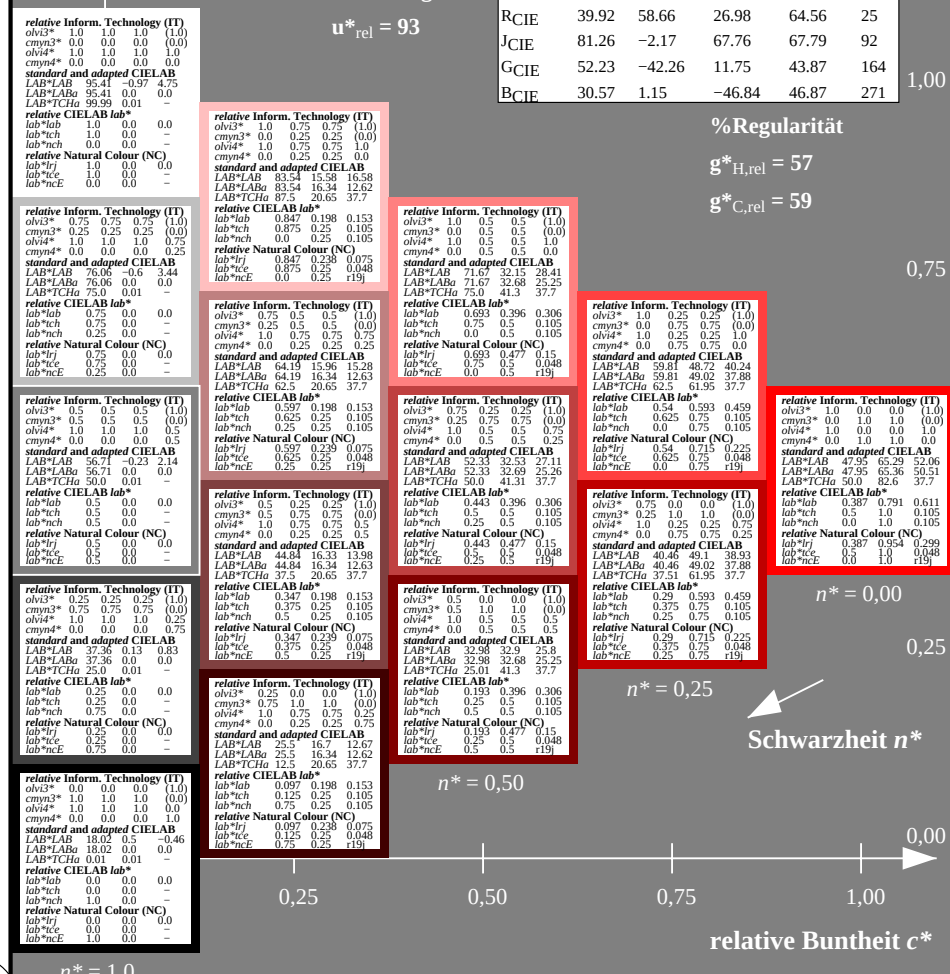

Ausgabe: Farbmetrisches Reflexions-System MRS18

für Buntton $h^* = lab^*h = 30/360 = 0.083$
lab^*tch und lab^*nch

D65: Buntton R
LCH*Ma: 50 77 30
rgb*Ma: 1.0 0.0 0.0

Dreiecks-Helligkeit t^*

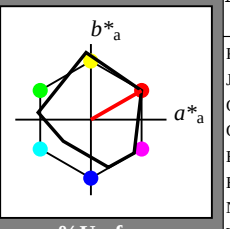

%Umfang

u^*_{rel} = 91

MRS18; adaptierte CIELAB-Daten

	$L^*=L^*_a$	a^*_a	b^*_a	$C^*_{ab,a}$	$h^*_{ab,a}$
R_{Ma}	49.63	66.96	38.37	77.18	30
J_{Ma}	90.7	−6.36	88.75	88.98	94
G_{Ma}	52.11	−69.73	9.44	70.37	172
$G50B_{Ma}$	45.03	−36.57	−28.47	46.36	218
B_{Ma}	36.65	23.19	−63.05	67.18	290
$B50R_{Ma}$	34.94	57.17	−44.26	72.31	322
N_{Ma}	18.01	0.0	0.0	0.0	0
W_{Ma}	95.41	0.0	0.0	0.0	0
R_{CIE}	39.92	58.66	26.98	64.56	25
J_{CIE}	81.26	−2.17	67.76	67.79	92
G_{CIE}	52.23	−42.26	11.75	43.87	164
B_{CIE}	30.57	1.15	−46.84	46.87	271

%Regularität

$g^*_{H,rel}$ = 41

$g^*_{C,rel}$ = 52

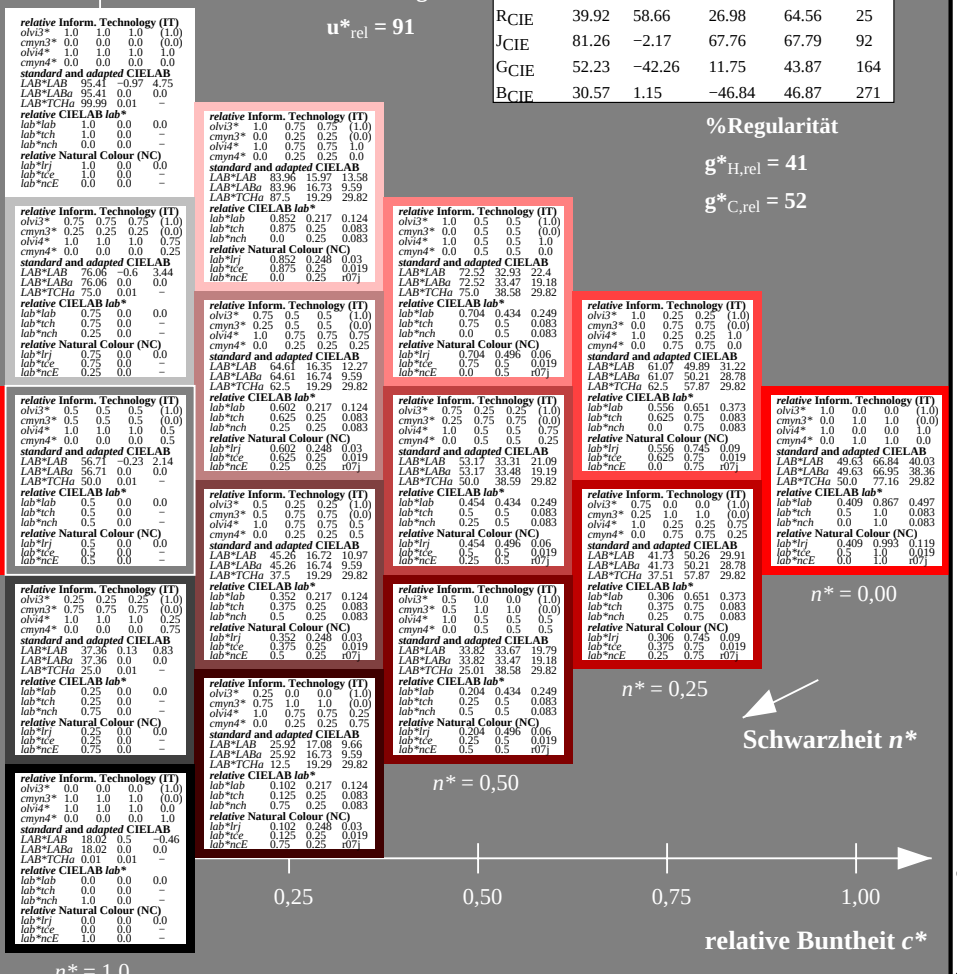

TG500−7, 5 stufige Reihen für konstanten CIELAB Buntton 38/360 = 0.105 (links)

5 stufige Reihen für konstanten CIELAB Buntton 30/360 = 0.083 (rechts)

BAM-Prüfvorlage TG50; Farbmetrik-Systeme ORS18 & MRS18input: *olv* setrgbcolor*
D65: 2 Koordinatendaten; 5stufige Farbreihen für 10 Bunttöne output: *no change compared to input*

Siehe ähnliche Dateien: http://www.ps.bam.de/TG50/
Technische Information: http://www.ps.bam.de Version 2.1, io=1,1

BAM-Registrierung: 20060101-TG50/10Q/Q50G00NP.PS/.PDF BAM-Material: Code=rha4ta
Anwendung für Beurteilung und Messung von Drucker− oder Monitorsystemen
/TG50/ Form: 1/10, Serie: 1/1, Seite: 1 Sattenz hlung 1

Eingabe: Farbmetrisches Reflexions-System ORS18

für Buntton $h^* = lab^*h = 96/360 = 0.268$
lab^*tch und lab^*nch

D65: Buntton Y
LCH*Ma: 90 92 96
rgb*Ma: 1.0 1.0 0.0

Dreiecks-Helligkeit t^*

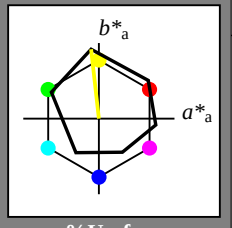

%Umfang

u^*_{rel} = 93

ORS18; adaptierte CIELAB-Daten

	$L^*=L^*_a$	a^*_a	b^*_a	$C^*_{ab,a}$	$h^*_{ab,a}$
O_{Ma}	47.94	65.37	50.52	82.62	38
Y_{Ma}	90.37	−10.27	91.77	92.34	96
L_{Ma}	50.9	−62.79	34.95	71.87	151
C_{Ma}	58.62	−30.35	−45.01	54.3	236
V_{Ma}	25.71	31.11	−44.42	54.24	305
M_{Ma}	48.13	75.27	−8.35	75.73	354
N_{Ma}	18.01	0.0	0.0	0.0	0
W_{Ma}	95.41	0.0	0.0	0.0	0
R_{CIE}	39.92	58.66	26.98	64.56	25
J_{CIE}	81.26	−2.17	67.76	67.79	92
G_{CIE}	52.23	−42.26	11.75	43.87	164
B_{CIE}	30.57	1.15	−46.84	46.87	271

%Regularität

$g^*_{H,rel}$ = 57

$g^*_{C,rel}$ = 59

Ausgabe: Farbmetrisches Reflexions-System MRS18

für Buntton $h^* = lab^*h = 94/360 = 0.261$
lab^*tch und lab^*nch

D65: Buntton J
LCH*Ma: 91 89 94
rgb*Ma: 1.0 1.0 0.0

Dreiecks-Helligkeit t^*

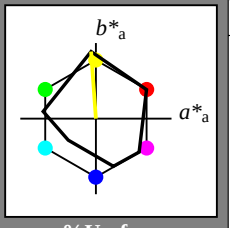

%Umfang

u^*_{rel} = 91

MRS18; adaptierte CIELAB-Daten

	$L^*=L^*_a$	a^*_a	b^*_a	$C^*_{ab,a}$	$h^*_{ab,a}$
R_{Ma}	49.63	66.96	38.37	77.18	30
J_{Ma}	90.7	−6.36	88.75	88.98	94
G_{Ma}	52.11	−69.73	9.44	70.37	172
$G50B_{Ma}$	45.03	−36.57	−28.47	46.36	218
B_{Ma}	36.65	23.19	−63.05	67.18	290
$B50R_{Ma}$	34.94	57.17	−44.26	72.31	322
N_{Ma}	18.01	0.0	0.0	0.0	0
W_{Ma}	95.41	0.0	0.0	0.0	0
R_{CIE}	39.92	58.66	26.98	64.56	25
J_{CIE}	81.26	−2.17	67.76	67.79	92
G_{CIE}	52.23	−42.26	11.75	43.87	164
B_{CIE}	30.57	1.15	−46.84	46.87	271

%Regularität

$g^*_{H,rel}$ = 41

$g^*_{C,rel}$ = 52

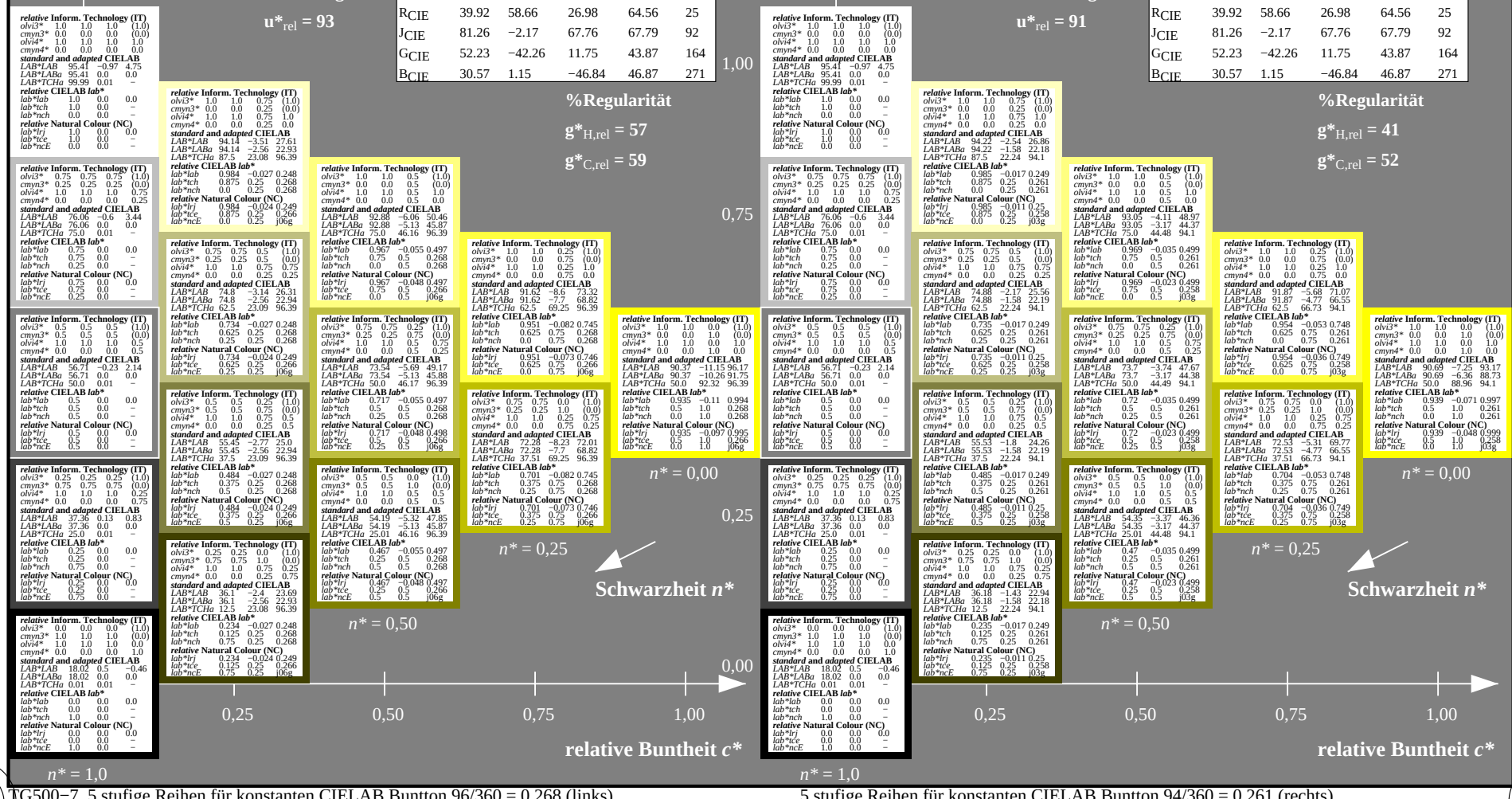

TG500−7, 5 stufige Reihen für konstanten CIELAB Buntton 96/360 = 0.268 (links)

5 stufige Reihen für konstanten CIELAB Buntton 94/360 = 0.261 (rechts)

Siehe ähnliche Dateien: http://www.ps.bam.de/TG50/
Technische Information: http://www.ps.bam.de Version 2.1, io=1,1

BAM-Registrierung: 20060101-TG50/10Q/Q50G01NP.PS/.PDF BAM-Material: Code=rha4ta
Anwendung für Beurteilung und Messung von Drucker− oder Monitorsystemen
/TG50/ Form: 2/10, Serie: 1/1, Seite: 2 Sattenz hlung 2

BAM-Prüfvorlage TG50; Farbmetrik-Systeme ORS18 & MRS18input: *olv* setrgbcolor*
D65: 2 Koordinatendaten; 5stufige Farbreihen für 10 Bunttöne output: *no change compared to input*

Siehe ähnliche Dateien: http://www.ps.bam.de/TG50/
Technische Information: http://www.ps.bam.de Version 2.1, io=1,1

BAM-Registrierung: 20060101-TG50/10Q/Q50G02NP.PS/.PDF BAM-Material: Code=rha4ta
Anwendung für Beurteilung und Messung von Drucker– oder Monitorsystemen
/TG50/ Form: 3/10, Serie: 1/1, Seite: 3 Sektenz hlung 3

Eingabe: Farbmetrisches Reflexions-System ORS18

für Buntton *h* = lab*h = 151/360 = 0.419*
lab*tch* und *lab*nch

D65: Buntton L
LCH*Ma: 51 72 151
rgb*Ma: 0.0 1.0 0.0

Dreiecks-Helligkeit *t**

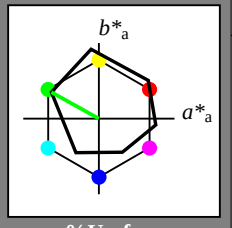

%Umfang
u^*_{rel} = 93

ORS18; adaptierte CIELAB-Daten

	$L^*=L^*_a$	a^*_a	b^*_a	$C^*_{ab,a}$	$h^*_{ab,a}$
O_{Ma}	47.94	65.37	50.52	82.62	38
Y_{Ma}	90.37	−10.27	91.77	92.34	96
L_{Ma}	50.9	−62.79	34.95	71.87	151
C_{Ma}	58.62	−30.35	−45.01	54.3	236
V_{Ma}	25.71	31.11	−44.42	54.24	305
M_{Ma}	48.13	75.27	−8.35	75.73	354
N_{Ma}	18.01	0.0	0.0	0.0	0
W_{Ma}	95.41	0.0	0.0	0.0	0
R_{CIE}	39.92	58.66	26.98	64.56	25
J_{CIE}	81.26	−2.17	67.76	67.79	92
G_{CIE}	52.23	−42.26	11.75	43.87	164
B_{CIE}	30.57	1.15	−46.84	46.87	271

%Regularität
$g^*_{H,rel}$ = 57
$g^*_{C,rel}$ = 59

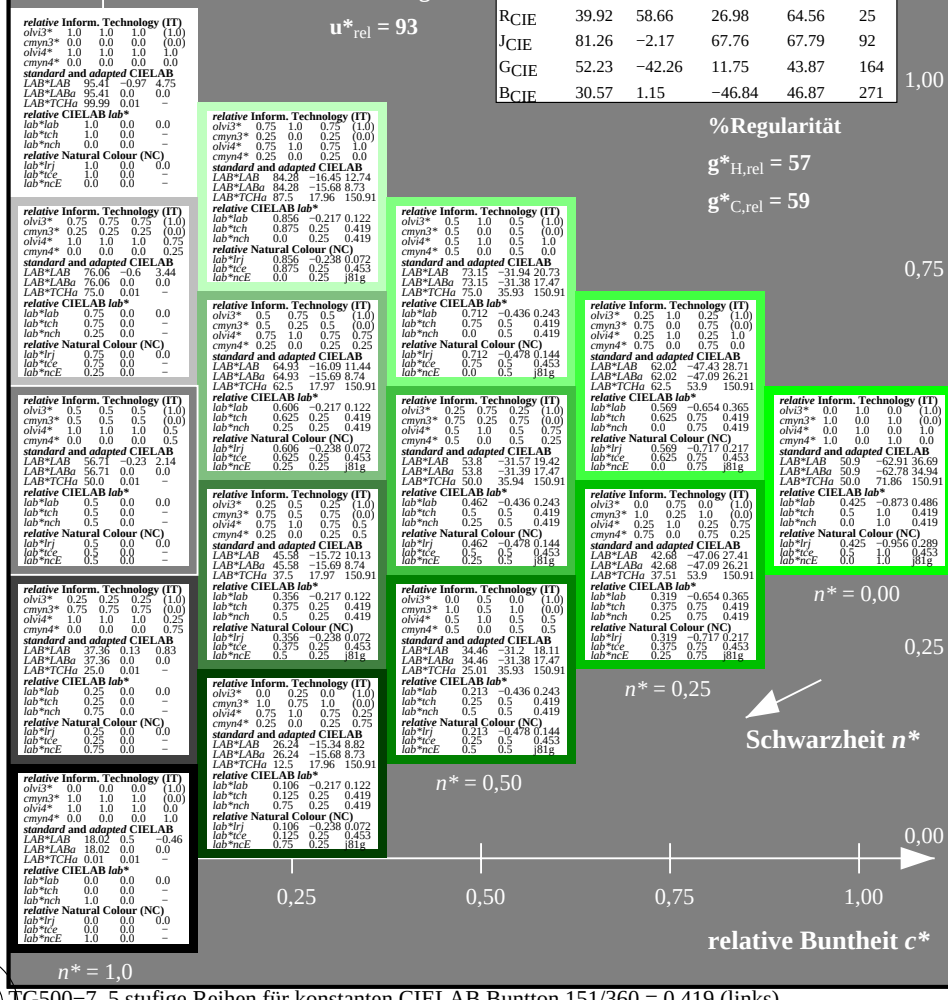

TG500−7, 5 stufige Reihen für konstanten CIELAB Buntton 151/360 = 0.419 (links)

Ausgabe: Farbmetrisches Reflexions-System MRS18

für Buntton *h* = lab*h = 172/360 = 0.479*
lab*tch* und *lab*nch

D65: Buntton G
LCH*Ma: 52 70 172
rgb*Ma: 0.0 1.0 0.0

Dreiecks-Helligkeit *t**

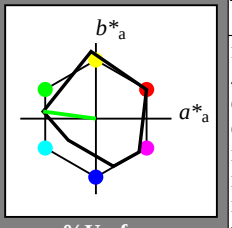

%Umfang
u^*_{rel} = 91

MRS18; adaptierte CIELAB-Daten

	$L^*=L^*_a$	a^*_a	b^*_a	$C^*_{ab,a}$	$h^*_{ab,a}$
R_{Ma}	49.63	66.96	38.37	77.18	30
J_{Ma}	90.7	−6.36	88.75	88.98	94
G_{Ma}	52.11	−69.73	9.44	70.37	172
$G50B_{Ma}$	45.03	−36.57	−28.47	46.36	218
B_{Ma}	36.65	23.19	−63.05	67.18	290
$B50R_{Ma}$	34.94	57.17	−44.26	72.31	322
N_{Ma}	18.01	0.0	0.0	0.0	0
W_{Ma}	95.41	0.0	0.0	0.0	0
R_{CIE}	39.92	58.66	26.98	64.56	25
J_{CIE}	81.26	−2.17	67.76	67.79	92
G_{CIE}	52.23	−42.26	11.75	43.87	164
B_{CIE}	30.57	1.15	−46.84	46.87	271

%Regularität
$g^*_{H,rel}$ = 41
$g^*_{C,rel}$ = 52

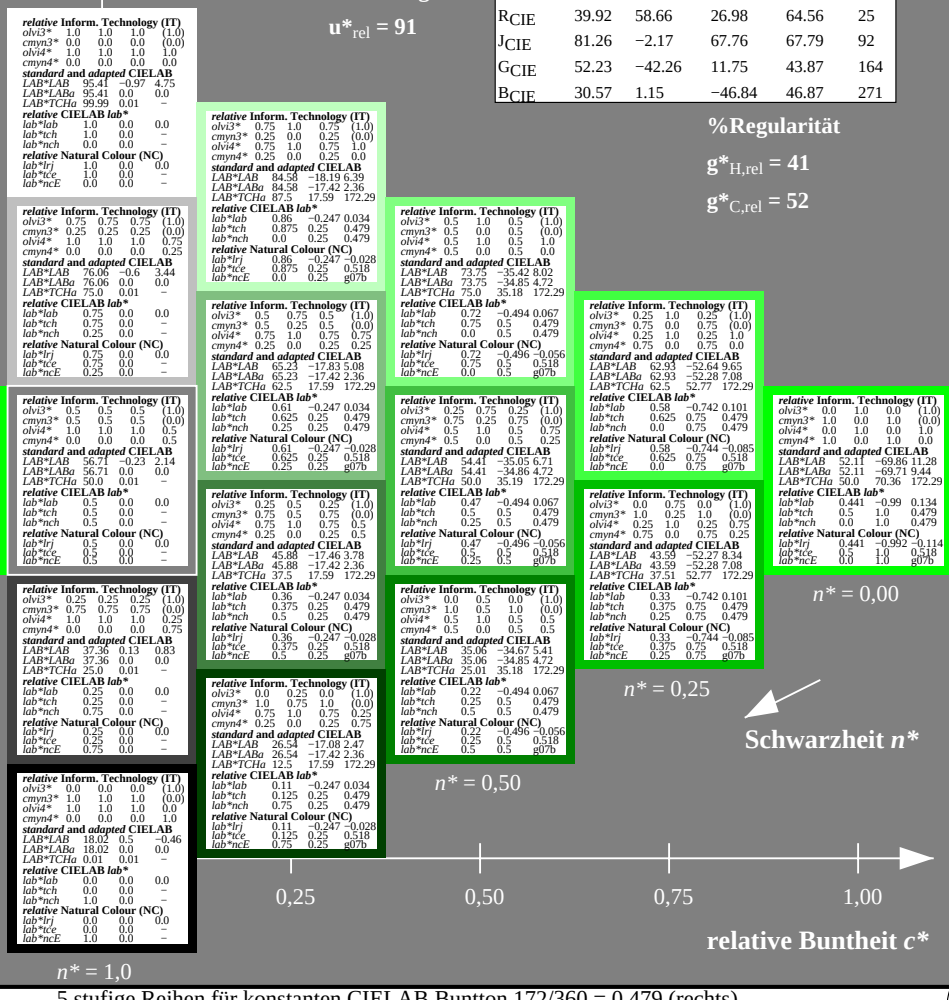

5 stufige Reihen für konstanten CIELAB Buntton 172/360 = 0.479 (rechts)

BAM-Prüfvorlage TG50; Farbmetrik-Systeme ORS18 & MRS18input: *olv* setrgbcolor*
D65: 2 Koordinatendaten; 5stufige Farbreihen für 10 Bunttöne output: *no change compared to input*

Siehe ähnliche Dateien: http://www.ps.bam.de/TG50/
Technische Information: http://www.ps.bam.de Version 2.1, io=1,1

Eingabe: Farbmetrisches Reflexions-System ORS18

für Buntton *h* = lab*h = 236/360 = 0.656*
lab*tch* und *lab*nch

D65: Buntton C
LCH*Ma: 59 54 236
rgb*Ma: 0.0 1.0 1.0

Dreiecks-Helligkeit *t**

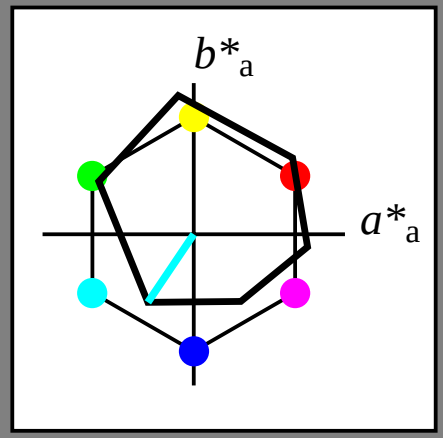

%Umfang

u^*_{rel} = 93

ORS18; adaptierte CIELAB-Daten

	$L^*=L^*_a$	a^*_a	b^*_a	$C^*_{ab,a}$	$h^*_{ab,a}$
O_{Ma}	47.94	65.37	50.52	82.62	38
Y_{Ma}	90.37	−10.27	91.77	92.34	96
L_{Ma}	50.9	−62.79	34.95	71.87	151
C_{Ma}	58.62	−30.35	−45.01	54.3	236
V_{Ma}	25.71	31.11	−44.42	54.24	305
M_{Ma}	48.13	75.27	−8.35	75.73	354
N_{Ma}	18.01	0.0	0.0	0.0	0
W_{Ma}	95.41	0.0	0.0	0.0	0
R_{CIE}	39.92	58.66	26.98	64.56	25
J_{CIE}	81.26	−2.17	67.76	67.79	92
G_{CIE}	52.23	−42.26	11.75	43.87	164
B_{CIE}	30.57	1.15	−46.84	46.87	271

%Regularität

$g^*_{H,rel}$ = 57

$g^*_{C,rel}$ = 59

***relative* Inform. Technology (IT)**				
*olvi3**	1.0	1.0	1.0	(1.0)
*cmyn3**	0.0	0.0	0.0	(0.0)
*olvi4**	1.0	1.0	1.0	1.0
*cmyn4**	0.0	0.0	0.0	0.0
***standard* and *adapted* CIELAB**				
*LAB*LAB*	95.41	−0.97	4.75	
*LAB*LABa*	95.41	0.0	0.0	
*LAB*TCHa*	99.99	0.01	−	
relative* CIELAB *lab*				
*lab*lab*	1.0	0.0	0.0	
*lab*tch*	1.0	0.0	−	
*lab*nch*	0.0	0.0	−	
***relative* Natural Colour (NC)**				
*lab*lrj*	1.0	0.0	0.0	
*lab*tce*	1.0	0.0	−	
*lab*ncE*	0.0	0.0	−	

***relative* Inform. Technology (IT)**				
*olvi3**	0.75	1.0	1.0	(1.0)
*cmyn3**	0.25	0.0	0.0	(0.0)
*olvi4**	0.75	1.0	1.0	1.0
*cmyn4**	0.25	0.0	0.0	0.0
***standard* and *adapted* CIELAB**				
*LAB*LAB*	86.21	−8.38	−7.1	
*LAB*LABa*	86.21	−7.58	−11.24	
*LAB*TCHa*	87.5	13.57	236.01	
relative* CIELAB *lab*				
*lab*lab*	0.881	−0.139	−0.206	
*lab*tch*	0.875	0.25	0.656	
*lab*nch*	0.0	0.25	0.656	
***relative* Natural Colour (NC)**				
*lab*lrj*	0.881	−0.123	−0.216	
*lab*tce*	0.875	0.25	0.667	
*lab*ncE*	0.0	0.25	g66b	

***relative* Inform. Technology (IT)**				
*olvi3**	0.75	0.75	0.75	(1.0)
*cmyn3**	0.25	0.25	0.25	(0.0)
*olvi4**	1.0	1.0	1.0	0.75
*cmyn4**	0.0	0.0	0.0	0.25
***standard* and *adapted* CIELAB**				
*LAB*LAB*	76.06	−0.6	3.44	
*LAB*LABa*	76.06	0.0	0.0	
*LAB*TCHa*	75.0	0.01	−	
relative* CIELAB *lab*				
*lab*lab*	0.75	0.0	0.0	
*lab*tch*	0.75	0.0	−	
*lab*nch*	0.25	0.0	−	
***relative* Natural Colour (NC)**				
*lab*lrj*	0.75	0.0	0.0	
*lab*tce*	0.75	0.0	−	
*lab*ncE*	0.25	0.0	−	

***relative* Inform. Technology (IT)**				
*olvi3**	0.5	1.0	1.0	(1.0)
*cmyn3**	0.5	0.0	0.0	(0.0)
*olvi4**	0.5	1.0	1.0	1.0
*cmyn4**	0.5	0.0	0.0	0.0
***standard* and *adapted* CIELAB**				
*LAB*LAB*	77.01	−15.79	−18.98	
*LAB*LABa*	77.01	−15.16	−22.5	
*LAB*TCHa*	75.0	27.15	236.01	
relative* CIELAB *lab*				
*lab*lab*	0.762	−0.278	−0.413	
*lab*tch*	0.75	0.5	0.656	
*lab*nch*	0.0	0.5	0.656	
***relative* Natural Colour (NC)**				
*lab*lrj*	0.762	−0.247	−0.433	
*lab*tce*	0.75	0.5	0.667	
*lab*ncE*	0.0	0.5	g66b	

1,00

0,75

***relative* Inform. Technology (IT)**				
*olvi3**	0.5	0.75	0.75	(1.0)
*cmyn3**	0.5	0.25	0.25	(0.0)
*olvi4**	0.75	1.0	1.0	0.75
*cmyn4**	0.25	0.0	0.0	0.25
***standard* and *adapted* CIELAB**				
*LAB*LAB*	66.86	−8.01	−8.41	
*LAB*LABa*	66.86	−7.58	−11.25	
*LAB*TCHa*	62.5	13.58	236.01	
relative* CIELAB *lab*				
*lab*lab*	0.631	−0.139	−0.206	
*lab*tch*	0.625	0.25	0.656	
*lab*nch*	0.25	0.25	0.656	
***relative* Natural Colour (NC)**				
*lab*lrj*	0.631	−0.123	−0.216	
*lab*tce*	0.625	0.25	0.667	
*lab*ncE*	0.25	0.25	g66b	

***relative* Inform. Technology (IT)**				
*olvi3**	0.25	1.0	1.0	(1.0)
*cmyn3**	0.75	0.0	0.0	(0.0)
*olvi4**	0.25	1.0	1.0	1.0
*cmyn4**	0.75	0.0	0.0	0.0
***standard* and *adapted* CIELAB**				
*LAB*LAB*	67.81	−23.21	−30.86	
*LAB*LABa*	67.81	−22.75	−33.75	
*LAB*TCHa*	62.5	40.72	236.01	
relative* CIELAB *lab*				
*lab*lab*	0.643	−0.418	−0.621	
*lab*tch*	0.625	0.75	0.656	
*lab*nch*	0.0	0.75	0.656	
***relative* Natural Colour (NC)**				
*lab*lrj*	0.643	−0.371	−0.65	
*lab*tce*	0.625	0.75	0.667	
*lab*ncE*	0.0	0.75	g66b	

***relative* Inform. Technology (IT)**				
*olvi3**	0.5	0.5	0.5	(1.0)
*cmyn3**	0.5	0.5	0.5	(0.0)
*olvi4**	1.0	1.0	1.0	0.5
*cmyn4**	0.0	0.0	0.0	0.5
***standard* and *adapted* CIELAB**				
*LAB*LAB*	56.71	−0.23	2.14	
*LAB*LABa*	56.71	0.0	0.0	
*LAB*TCHa*	50.0	0.01	−	
relative* CIELAB *lab*				
*lab*lab*	0.5	0.0	0.0	
*lab*tch*	0.5	0.0	−	
*lab*nch*	0.5	0.0	−	
***relative* Natural Colour (NC)**				
*lab*lrj*	0.5	0.0	0.0	
*lab*tce*	0.5	0.0	−	
*lab*ncE*	0.5	0.0	−	

***relative* Inform. Technology (IT)**				
*olvi3**	0.25	0.75	0.75	(1.0)
*cmyn3**	0.75	0.25	0.25	(0.0)
*olvi4**	0.5	1.0	1.0	0.75
*cmyn4**	0.5	0.0	0.0	0.25
***standard* and *adapted* CIELAB**				
*LAB*LAB*	57.66	−15.42	−20.29	
*LAB*LABa*	57.66	−15.17	−22.5	
*LAB*TCHa*	50.0	27.15	236.01	
relative* CIELAB *lab*				
*lab*lab*	0.512	−0.279	−0.414	
*lab*tch*	0.5	0.5	0.656	
*lab*nch*	0.25	0.5	0.656	
***relative* Natural Colour (NC)**				
*lab*lrj*	0.512	−0.247	−0.433	
*lab*tce*	0.5	0.5	0.667	
*lab*ncE*	0.25	0.5	g66b	

***relative* Inform. Technology (IT)**				
*olvi3**	0.0	1.0	1.0	(1.0)
*cmyn3**	1.0	0.0	0.0	(0.0)
*olvi4**	0.0	1.0	1.0	1.0
*cmyn4**	1.0	0.0	0.0	0.0
***standard* and *adapted* CIELAB**				
*LAB*LAB*	58.62	−30.62	−42.73	
*LAB*LABa*	58.62	−30.34	−45.01	
*LAB*TCHa*	50.0	54.29	236.01	
relative* CIELAB *lab*				
*lab*lab*	0.525	−0.558	−0.828	
*lab*tch*	0.5	1.0	0.656	
*lab*nch*	0.0	1.0	0.656	
***relative* Natural Colour (NC)**				
*lab*lrj*	0.525	−0.496	−0.867	
*lab*tce*	0.5	1.0	0.667	
*lab*ncE*	0.0	1.0	g66b	

***relative* Inform. Technology (IT)**				
*olvi3**	0.25	0.5	0.5	(1.0)
*cmyn3**	0.75	0.5	0.5	(0.0)
*olvi4**	0.75	1.0	1.0	0.5
*cmyn4**	0.25	0.0	0.0	0.5
***standard* and *adapted* CIELAB**				
*LAB*LAB*	47.51	−7.64	−9.72	
*LAB*LABa*	47.51	−7.58	−11.25	
*LAB*TCHa*	37.5	13.58	236.01	
relative* CIELAB *lab*				
*lab*lab*	0.381	−0.139	−0.206	
*lab*tch*	0.375	0.25	0.656	
*lab*nch*	0.5	0.25	0.656	
***relative* Natural Colour (NC)**				
*lab*lrj*	0.381	−0.123	−0.216	
*lab*tce*	0.375	0.25	0.667	
*lab*ncE*	0.5	0.25	g66b	

***relative* Inform. Technology (IT)**				
*olvi3**	0.0	0.75	0.75	(1.0)
*cmyn3**	1.0	0.25	0.25	(0.0)
*olvi4**	0.25	1.0	1.0	0.75
*cmyn4**	0.75	0.0	0.0	0.25
***standard* and *adapted* CIELAB**				
*LAB*LAB*	48.47	−22.83	−32.16	
*LAB*LABa*	48.47	−22.75	−33.75	
*LAB*TCHa*	37.51	40.72	236.01	
relative* CIELAB *lab*				
*lab*lab*	0.394	−0.418	−0.621	
*lab*tch*	0.375	0.75	0.656	
*lab*nch*	0.25	0.75	0.656	
***relative* Natural Colour (NC)**				
*lab*lrj*	0.394	−0.371	−0.65	
*lab*tce*	0.375	0.75	0.667	
*lab*ncE*	0.25	0.75	g66b	

*n** = 0,00

***relative* Inform. Technology (IT)**				
*olvi3**	0.25	0.25	0.25	(1.0)
*cmyn3**	0.75	0.75	0.75	(0.0)
*olvi4**	1.0	1.0	1.0	0.25
*cmyn4**	0.0	0.0	0.0	0.75
***standard* and *adapted* CIELAB**				
*LAB*LAB*	37.36	0.13	0.83	
*LAB*LABa*	37.36	0.0	0.0	
*LAB*TCHa*	25.0	0.01	−	
relative* CIELAB *lab*				
*lab*lab*	0.25	0.0	0.0	
*lab*tch*	0.25	0.0	−	
*lab*nch*	0.75	0.0	−	
***relative* Natural Colour (NC)**				
*lab*lrj*	0.25	0.0	0.0	
*lab*tce*	0.25	0.0	−	
*lab*ncE*	0.75	0.0	−	

***relative* Inform. Technology (IT)**				
*olvi3**	0.0	0.5	0.5	(1.0)
*cmyn3**	1.0	0.5	0.5	(0.0)
*olvi4**	0.5	1.0	1.0	0.5
*cmyn4**	0.5	0.0	0.0	0.5
***standard* and *adapted* CIELAB**				
*LAB*LAB*	38.32	−15.05	−21.59	
*LAB*LABa*	38.32	−15.16	−22.5	
*LAB*TCHa*	25.01	27.15	236.01	
relative* CIELAB *lab*				
*lab*lab*	0.262	−0.278	−0.413	
*lab*tch*	0.25	0.5	0.656	
*lab*nch*	0.5	0.5	0.656	
***relative* Natural Colour (NC)**				
*lab*lrj*	0.262	−0.247	−0.433	
*lab*tce*	0.25	0.5	0.667	
*lab*ncE*	0.5	0.5	g66b	

0,25

*n** = 0,25

Schwarzheit *n**

***relative* Inform. Technology (IT)**				
*olvi3**	0.0	0.25	0.25	(1.0)
*cmyn3**	1.0	0.75	0.75	(0.0)
*olvi4**	0.75	1.0	1.0	0.25
*cmyn4**	0.25	0.0	0.0	0.75
***standard* and *adapted* CIELAB**				
*LAB*LAB*	28.17	−7.27	−11.02	
*LAB*LABa*	28.17	−7.58	−11.24	
*LAB*TCHa*	12.5	13.57	236.01	
relative* CIELAB *lab*				
*lab*lab*	0.131	−0.139	−0.206	
*lab*tch*	0.125	0.25	0.656	
*lab*nch*	0.75	0.25	0.656	
***relative* Natural Colour (NC)**				
*lab*lrj*	0.131	−0.123	−0.216	
*lab*tce*	0.125	0.25	0.667	
*lab*ncE*	0.75	0.25	g66b	

*n** = 0,50

0,00

***relative* Inform. Technology (IT)**				
*olvi3**	0.0	0.0	0.0	(1.0)
*cmyn3**	1.0	1.0	1.0	(0.0)
*olvi4**	1.0	1.0	1.0	0.0
*cmyn4**	0.0	0.0	0.0	1.0
***standard* and *adapted* CIELAB**				
*LAB*LAB*	18.02	0.5	−0.46	
*LAB*LABa*	18.02	0.0	0.0	
*LAB*TCHa*	0.01	0.01	−	
relative* CIELAB *lab*				
*lab*lab*	0.0	0.0	0.0	
*lab*tch*	0.0	0.0	−	
*lab*nch*	1.0	0.0	−	
***relative* Natural Colour (NC)**				
*lab*lrj*	0.0	0.0	0.0	
*lab*tce*	0.0	0.0	−	
*lab*ncE*	1.0	0.0	−	

0,25 0,50 0,75 1,00

relative Buntheit *c**

*n** = 1,0

Ausgabe: Farbmetrisches Reflexions-System MRS18

für Buntton *h* = lab*h = 218/360 = 0.605*
lab*tch* und *lab*nch

D65: Buntton G50B
LCH*Ma: 45 46 218
rgb*Ma: 0.0 1.0 1.0

Dreiecks-Helligkeit *t**

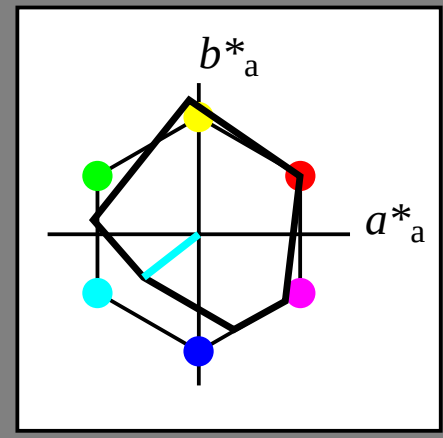

%Umfang

u^*_{rel} = 91

MRS18; adaptierte CIELAB-Daten

	$L^*=L^*_a$	a^*_a	b^*_a	$C^*_{ab,a}$	$h^*_{ab,a}$
R_{Ma}	49.63	66.96	38.37	77.18	30
J_{Ma}	90.7	−6.36	88.75	88.98	94
G_{Ma}	52.11	−69.73	9.44	70.37	172
$G50B_{Ma}$	45.03	−36.57	−28.47	46.36	218
B_{Ma}	36.65	23.19	−63.05	67.18	290
$B50R_{Ma}$	34.94	57.17	−44.26	72.31	322
N_{Ma}	18.01	0.0	0.0	0.0	0
W_{Ma}	95.41	0.0	0.0	0.0	0
R_{CIE}	39.92	58.66	26.98	64.56	25
J_{CIE}	81.26	−2.17	67.76	67.79	92
G_{CIE}	52.23	−42.26	11.75	43.87	164
B_{CIE}	30.57	1.15	−46.84	46.87	271

%Regularität

$g^*_{H,rel}$ = 41

$g^*_{C,rel}$ = 52

***relative* Inform. Technology (IT)**				
*olvi3**	1.0	1.0	1.0	(1.0)
*cmyn3**	0.0	0.0	0.0	(0.0)
*olvi4**	1.0	1.0	1.0	1.0
*cmyn4**	0.0	0.0	0.0	0.0
***standard* and *adapted* CIELAB**				
*LAB*LAB*	95.41	−0.97	4.75	
*LAB*LABa*	95.41	0.0	0.0	
*LAB*TCHa*	99.99	0.01	−	
relative* CIELAB *lab*				
*lab*lab*	1.0	0.0	0.0	
*lab*tch*	1.0	0.0	−	
*lab*nch*	0.0	0.0	−	
***relative* Natural Colour (NC)**				
*lab*lrj*	1.0	0.0	0.0	
*lab*tce*	1.0	0.0	−	
*lab*ncE*	0.0	0.0	−	

***relative* Inform. Technology (IT)**				
*olvi3**	0.75	1.0	1.0	(1.0)
*cmyn3**	0.25	0.0	0.0	(0.0)
*olvi4**	0.75	1.0	1.0	1.0
*cmyn4**	0.25	0.0	0.0	0.0
***standard* and *adapted* CIELAB**				
*LAB*LAB*	82.81	−9.87	−3.2	
*LAB*LABa*	82.81	−9.13	−7.11	
*LAB*TCHa*	87.5	11.58	217.91	
relative* CIELAB *lab*				
*lab*lab*	0.837	−0.196	−0.153	
*lab*tch*	0.875	0.25	0.605	
*lab*nch*	0.0	0.25	0.605	
***relative* Natural Colour (NC)**				
*lab*lrj*	0.837	−0.176	−0.176	
*lab*tce*	0.875	0.25	0.625	
*lab*ncE*	0.0	0.25	g49b	

***relative* Inform. Technology (IT)**				
*olvi3**	0.75	0.75	0.75	(1.0)
*cmyn3**	0.25	0.25	0.25	(0.0)
*olvi4**	1.0	1.0	1.0	0.75
*cmyn4**	0.0	0.0	0.0	0.25
***standard* and *adapted* CIELAB**				
*LAB*LAB*	76.06	−0.6	3.44	
*LAB*LABa*	76.06	0.0	0.0	
*LAB*TCHa*	75.0	0.01	−	
relative* CIELAB *lab*				
*lab*lab*	0.75	0.0	0.0	
*lab*tch*	0.75	0.0	−	
*lab*nch*	0.25	0.0	−	
***relative* Natural Colour (NC)**				
*lab*lrj*	0.75	0.0	0.0	
*lab*tce*	0.75	0.0	−	
*lab*ncE*	0.25	0.0	−	

***relative* Inform. Technology (IT)**				
*olvi3**	0.5	1.0	1.0	(1.0)
*cmyn3**	0.5	0.0	0.0	(0.0)
*olvi4**	0.5	1.0	1.0	1.0
*cmyn4**	0.5	0.0	0.0	0.0
***standard* and *adapted* CIELAB**				
*LAB*LAB*	70.21	−18.77	−11.17	
*LAB*LABa*	70.21	−18.27	−14.23	
*LAB*TCHa*	75.0	23.17	217.91	
relative* CIELAB *lab*				
*lab*lab*	0.674	−0.393	−0.306	
*lab*tch*	0.75	0.5	0.605	
*lab*nch*	0.0	0.5	0.605	
***relative* Natural Colour (NC)**				
*lab*lrj*	0.674	−0.353	−0.352	
*lab*tce*	0.75	0.5	0.625	
*lab*ncE*	0.0	0.5	g49b	

***relative* Inform. Technology (IT)**				
*olvi3**	0.5	0.75	0.75	(1.0)
*cmyn3**	0.5	0.25	0.25	(0.0)
*olvi4**	0.75	1.0	1.0	0.75
*cmyn4**	0.25	0.0	0.0	0.25
***standard* and *adapted* CIELAB**				
*LAB*LAB*	63.46	−9.5	−4.51	
*LAB*LABa*	63.46	−9.13	−7.11	
*LAB*TCHa*	62.5	11.59	217.91	
relative* CIELAB *lab*				
*lab*lab*	0.587	−0.196	−0.153	
*lab*tch*	0.625	0.25	0.605	
*lab*nch*	0.25	0.25	0.605	
***relative* Natural Colour (NC)**				
*lab*lrj*	0.587	−0.176	−0.176	
*lab*tce*	0.625	0.25	0.625	
*lab*ncE*	0.25	0.25	g49b	

***relative* Inform. Technology (IT)**				
*olvi3**	0.25	1.0	1.0	(1.0)
*cmyn3**	0.75	0.0	0.0	(0.0)
*olvi4**	0.25	1.0	1.0	1.0
*cmyn4**	0.75	0.0	0.0	0.0
***standard* and *adapted* CIELAB**				
*LAB*LAB*	57.62	−27.67	−19.14	
*LAB*LABa*	57.62	−27.42	−21.35	
*LAB*TCHa*	62.5	34.76	217.91	
relative* CIELAB *lab*				
*lab*lab*	0.512	−0.591	−0.46	
*lab*tch*	0.625	0.75	0.605	
*lab*nch*	0.0	0.75	0.605	
***relative* Natural Colour (NC)**				
*lab*lrj*	0.512	−0.529	−0.529	
*lab*tce*	0.625	0.75	0.625	
*lab*ncE*	0.0	0.75	g49b	

***relative* Inform. Technology (IT)**				
*olvi3**	0.5	0.5	0.5	(1.0)
*cmyn3**	0.5	0.5	0.5	(0.0)
*olvi4**	1.0	1.0	1.0	0.5
*cmyn4**	0.0	0.0	0.0	0.5
***standard* and *adapted* CIELAB**				
*LAB*LAB*	56.71	−0.23	2.14	
*LAB*LABa*	56.71	0.0	0.0	
*LAB*TCHa*	50.0	0.01	−	
relative* CIELAB *lab*				
*lab*lab*	0.5	0.0	0.0	
*lab*tch*	0.5	0.0	−	
*lab*nch*	0.5	0.0	−	
***relative* Natural Colour (NC)**				
*lab*lrj*	0.5	0.0	0.0	
*lab*tce*	0.5	0.0	−	
*lab*ncE*	0.5	0.0	−	

***relative* Inform. Technology (IT)**				
*olvi3**	0.25	0.75	0.75	(1.0)
*cmyn3**	0.75	0.25	0.25	(0.0)
*olvi4**	0.5	1.0	1.0	0.75
*cmyn4**	0.5	0.0	0.0	0.25
***standard* and *adapted* CIELAB**				
*LAB*LAB*	50.87	−18.4	−12.48	
*LAB*LABa*	50.87	−18.28	−14.23	
*LAB*TCHa*	50.0	23.18	217.91	
relative* CIELAB *lab*				
*lab*lab*	0.425	−0.394	−0.306	
*lab*tch*	0.5	0.5	0.605	
*lab*nch*	0.25	0.5	0.605	
***relative* Natural Colour (NC)**				
*lab*lrj*	0.425	−0.353	−0.352	
*lab*tce*	0.5	0.5	0.625	
*lab*ncE*	0.25	0.5	g49b	

***relative* Inform. Technology (IT)**				
*olvi3**	0.0	1.0	1.0	(1.0)
*cmyn3**	1.0	0.0	0.0	(0.0)
*olvi4**	0.0	1.0	1.0	1.0
*cmyn4**	1.0	0.0	0.0	0.0
***standard* and *adapted* CIELAB**				
*LAB*LAB*	45.03	−36.57	−27.11	
*LAB*LABa*	45.03	−36.56	−28.47	
*LAB*TCHa*	50.0	46.35	217.91	
relative* CIELAB *lab*				
*lab*lab*	0.349	−0.788	−0.613	
*lab*tch*	0.5	1.0	0.605	
*lab*nch*	0.0	1.0	0.605	
***relative* Natural Colour (NC)**				
*lab*lrj*	0.349	−0.706	−0.706	
*lab*tce*	0.5	1.0	0.625	
*lab*ncE*	0.0	1.0	g49b	

***relative* Inform. Technology (IT)**				
*olvi3**	0.25	0.5	0.5	(1.0)
*cmyn3**	0.75	0.5	0.5	(0.0)
*olvi4**	0.75	1.0	1.0	0.5
*cmyn4**	0.25	0.0	0.0	0.5
***standard* and *adapted* CIELAB**				
*LAB*LAB*	44.11	−9.13	−5.81	
*LAB*LABa*	44.11	−9.13	−7.11	
*LAB*TCHa*	37.5	11.59	217.91	
relative* CIELAB *lab*				
*lab*lab*	0.337	−0.196	−0.153	
*lab*tch*	0.375	0.25	0.605	
*lab*nch*	0.5	0.25	0.605	
***relative* Natural Colour (NC)**				
*lab*lrj*	0.337	−0.176	−0.176	
*lab*tce*	0.375	0.25	0.625	
*lab*ncE*	0.5	0.25	g49b	

***relative* Inform. Technology (IT)**				
*olvi3**	0.0	0.75	0.75	(1.0)
*cmyn3**	1.0	0.25	0.25	(0.0)
*olvi4**	0.25	1.0	1.0	0.75
*cmyn4**	0.75	0.0	0.0	0.25
***standard* and *adapted* CIELAB**				
*LAB*LAB*	38.28	−27.3	−20.44	
*LAB*LABa*	38.28	−27.42	−21.35	
*LAB*TCHa*	37.51	34.76	217.91	
relative* CIELAB *lab*				
*lab*lab*	0.262	−0.591	−0.46	
*lab*tch*	0.375	0.75	0.605	
*lab*nch*	0.25	0.75	0.605	
***relative* Natural Colour (NC)**				
*lab*lrj*	0.262	−0.529	−0.529	
*lab*tce*	0.375	0.75	0.625	
*lab*ncE*	0.25	0.75	g49b	

*n** = 0,00

***relative* Inform. Technology (IT)**				
*olvi3**	0.25	0.25	0.25	(1.0)
*cmyn3**	0.75	0.75	0.75	(0.0)
*olvi4**	1.0	1.0	1.0	0.25
*cmyn4**	0.0	0.0	0.0	0.75
***standard* and *adapted* CIELAB**				
*LAB*LAB*	37.36	0.13	0.83	
*LAB*LABa*	37.36	0.0	0.0	
*LAB*TCHa*	25.0	0.01	−	
relative* CIELAB *lab*				
*lab*lab*	0.25	0.0	0.0	
*lab*tch*	0.25	0.0	−	
*lab*nch*	0.75	0.0	−	
***relative* Natural Colour (NC)**				
*lab*lrj*	0.25	0.0	0.0	
*lab*tce*	0.25	0.0	−	
*lab*ncE*	0.75	0.0	−	

***relative* Inform. Technology (IT)**				
*olvi3**	0.0	0.5	0.5	(1.0)
*cmyn3**	1.0	0.5	0.5	(0.0)
*olvi4**	0.5	1.0	1.0	0.5
*cmyn4**	0.5	0.0	0.0	0.5
***standard* and *adapted* CIELAB**				
*LAB*LAB*	31.52	−18.03	−13.78	
*LAB*LABa*	31.52	−18.27	−14.23	
*LAB*TCHa*	25.01	23.17	217.91	
relative* CIELAB *lab*				
*lab*lab*	0.175	−0.393	−0.306	
*lab*tch*	0.25	0.5	0.605	
*lab*nch*	0.5	0.5	0.605	
***relative* Natural Colour (NC)**				
*lab*lrj*	0.175	−0.353	−0.352	
*lab*tce*	0.25	0.5	0.625	
*lab*ncE*	0.5	0.5	g49b	

*n** = 0,25

Schwarzheit *n**

***relative* Inform. Technology (IT)**				
*olvi3**	0.0	0.25	0.25	(1.0)
*cmyn3**	1.0	0.75	0.75	(0.0)
*olvi4**	0.75	1.0	1.0	0.25
*cmyn4**	0.25	0.0	0.0	0.75
***standard* and *adapted* CIELAB**				
*LAB*LAB*	24.77	−8.76	−7.12	
*LAB*LABa*	24.77	−9.13	−7.11	
*LAB*TCHa*	12.5	11.58	217.91	
relative* CIELAB *lab*				
*lab*lab*	0.087	−0.196	−0.153	
*lab*tch*	0.125	0.25	0.605	
*lab*nch*	0.75	0.25	0.605	
***relative* Natural Colour (NC)**				
*lab*lrj*	0.087	−0.176	−0.176	
*lab*tce*	0.125	0.25	0.625	
*lab*ncE*	0.75	0.25	g49b	

*n** = 0,50

***relative* Inform. Technology (IT)**				
*olvi3**	0.0	0.0	0.0	(1.0)
*cmyn3**	1.0	1.0	1.0	(0.0)
*olvi4**	1.0	1.0	1.0	0.0
*cmyn4**	0.0	0.0	0.0	1.0
***standard* and *adapted* CIELAB**				
*LAB*LAB*	18.02	0.5	−0.46	
*LAB*LABa*	18.02	0.0	0.0	
*LAB*TCHa*	0.01	0.01	−	
relative* CIELAB *lab*				
*lab*lab*	0.0	0.0	0.0	
*lab*tch*	0.0	0.0	−	
*lab*nch*	1.0	0.0	−	
***relative* Natural Colour (NC)**				
*lab*lrj*	0.0	0.0	0.0	
*lab*tce*	0.0	0.0	−	
*lab*ncE*	1.0	0.0	−	

0,25 0,50 0,75 1,00

relative Buntheit *c**

*n** = 1,0

BAM-Registrierung: 20060101-TG50/10Q/Q50G03NP.PS/.PDF BAM-Material: Code=rha4ta
Anwendung für Beurteilung und Messung von Drucker– oder Monitorsystemen
/TG50/ Form: 4/10, Serie: 1/1, Seite: 4 Seitenz hlung 4

TG500−7, 5 stufige Reihen für konstanten CIELAB Buntton 236/360 = 0.656 (links) 5 stufige Reihen für konstanten CIELAB Buntton 218/360 = 0.605 (rechts)

Siehe ähnliche Dateien: http://www.ps.bam.de/TG50/
Technische Information: http://www.ps.bam.de Version 2.1, io=1,1

Eingabe: Farbmetrisches Reflexions-System ORS18

für Buntton $h^* = lab^*h = 305/360 = 0.847$
lab*tch* und *lab*nch

D65: Buntton V
LCH*Ma: 26 54 305
rgb*Ma: 0.0 0.0 1.0
Dreiecks-Helligkeit t^*

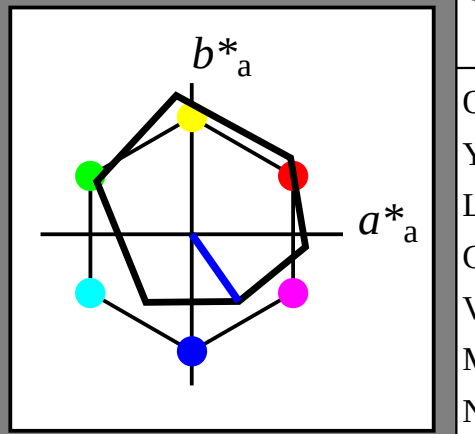

ORS18; adaptierte CIELAB-Daten

	$L^*=L^*_a$	a^*_a	b^*_a	$C^*_{ab,a}$	$h^*_{ab,a}$
O_{Ma}	47.94	65.37	50.52	82.62	38
Y_{Ma}	90.37	−10.27	91.77	92.34	96
L_{Ma}	50.9	−62.79	34.95	71.87	151
C_{Ma}	58.62	−30.35	−45.01	54.3	236
V_{Ma}	25.71	31.11	−44.42	54.24	305
M_{Ma}	48.13	75.27	−8.35	75.73	354
N_{Ma}	18.01	0.0	0.0	0.0	0
W_{Ma}	95.41	0.0	0.0	0.0	0
R_{CIE}	39.92	58.66	26.98	64.56	25
J_{CIE}	81.26	−2.17	67.76	67.79	92
G_{CIE}	52.23	−42.26	11.75	43.87	164
B_{CIE}	30.57	1.15	−46.84	46.87	271

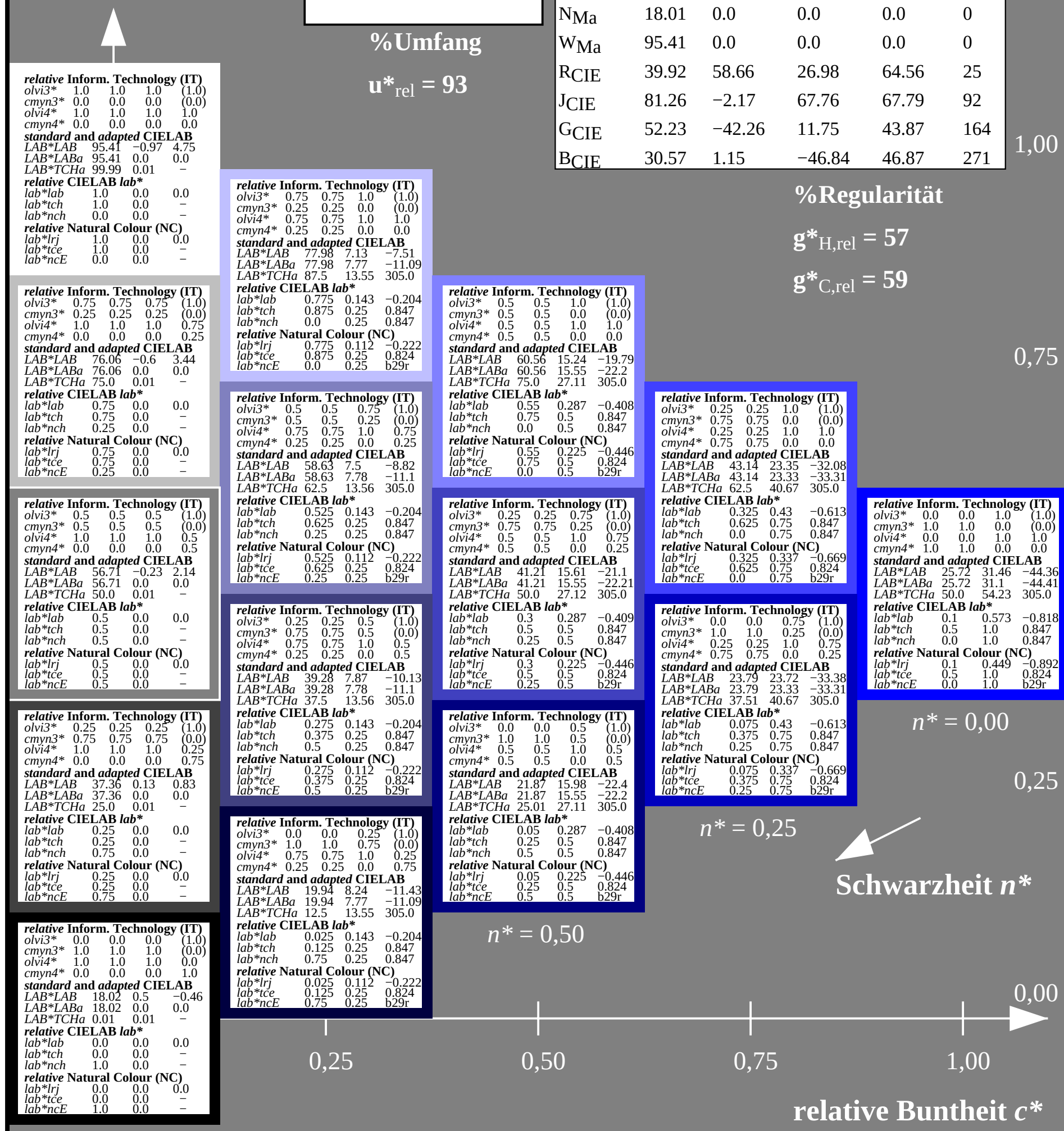

Ausgabe: Farbmetrisches Reflexions-System MRS18

für Buntton $h^* = lab^*h = 290/360 = 0.806$
lab*tch* und *lab*nch

D65: Buntton B
LCH*Ma: 37 67 290
rgb*Ma: 0.0 0.0 1.0
Dreiecks-Helligkeit t^*

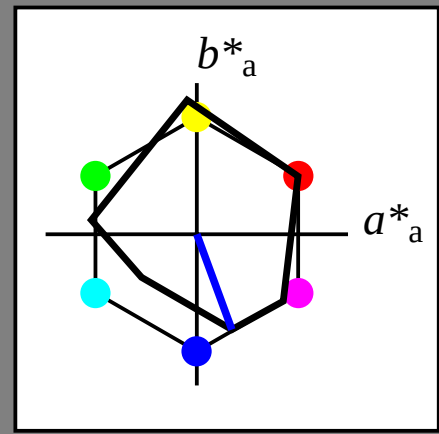

MRS18; adaptierte CIELAB-Daten

	$L^*=L^*_a$	a^*_a	b^*_a	$C^*_{ab,a}$	$h^*_{ab,a}$
R_{Ma}	49.63	66.96	38.37	77.18	30
J_{Ma}	90.7	−6.36	88.75	88.98	94
G_{Ma}	52.11	−69.73	9.44	70.37	172
$G50B_{Ma}$	45.03	−36.57	−28.47	46.36	218
B_{Ma}	36.65	23.19	−63.05	67.18	290
$B50R_{Ma}$	34.94	57.17	−44.26	72.31	322
N_{Ma}	18.01	0.0	0.0	0.0	0
W_{Ma}	95.41	0.0	0.0	0.0	0
R_{CIE}	39.92	58.66	26.98	64.56	25
J_{CIE}	81.26	−2.17	67.76	67.79	92
G_{CIE}	52.23	−42.26	11.75	43.87	164
B_{CIE}	30.57	1.15	−46.84	46.87	271

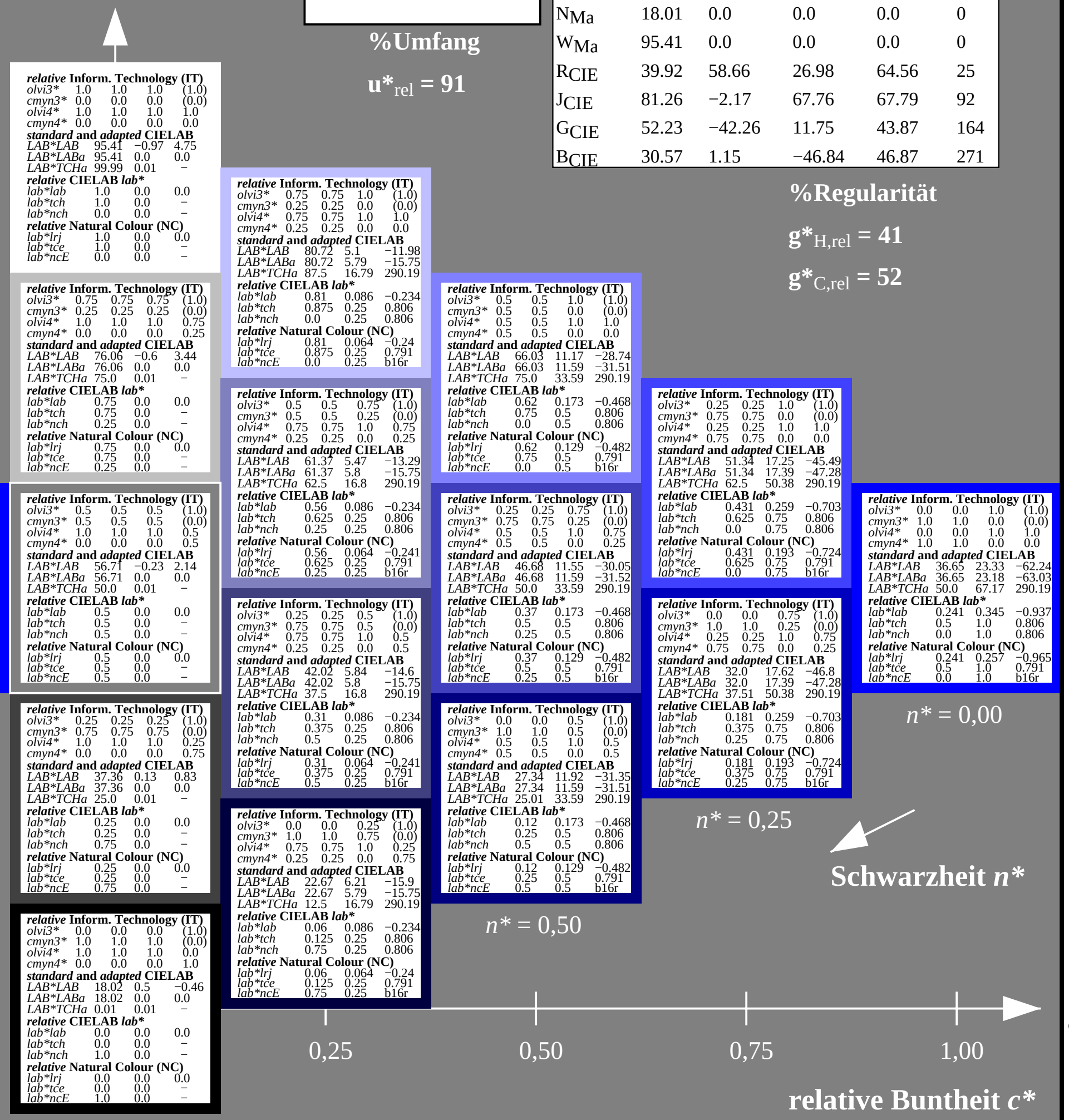

BAM-Registrierung: 20060101-TG50/10Q/Q50G04NP.PS/.PDF BAM-Material: Code=rha4ta
Anwendung für Beurteilung und Messung von Drucker− oder Monitorsystemen

/TG50/ Form: 5/10, Serie: 1/1, Seite: 5
Seitenz hlung 5

TG500−7, 5 stufige Reihen für konstanten CIELAB Buntton 305/360 = 0.847 (links) 5 stufige Reihen für konstanten CIELAB Buntton 290/360 = 0.806 (rechts)

Siehe ähnliche Dateien: http://www.ps.bam.de/TG50/
Technische Information: http://www.ps.bam.de Version 2.1, io=1,1

BAM-Registrierung: 20060101-TG50/10Q/Q50G05NP.PS/.PDF BAM-Material: Code=rha4ta
Anwendung für Beurteilung und Messung von Drucker– oder Monitorsystemen
/TG50/ Form: 6/10, Serie: 1/1, Seite: 6 Sattelnz hlung 6

Eingabe: Farbmetrisches Reflexions-System ORS18

für Buntton *h* = lab*h = 354/360 = 0.982*
lab*tch* und *lab*nch

D65: Buntton M
LCH*Ma: 48 76 354
rgb*Ma: 1.0 0.0 1.0

Dreiecks-Helligkeit *t**

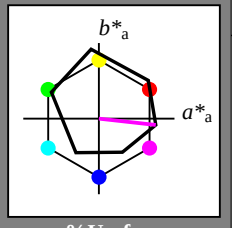

%Umfang

u^*_{rel} = 93

ORS18; adaptierte CIELAB-Daten

	$L^*=L^*_a$	a^*_a	b^*_a	$C^*_{ab,a}$	$h^*_{ab,a}$
O_{Ma}	47.94	65.37	50.52	82.62	38
Y_{Ma}	90.37	−10.27	91.77	92.34	96
L_{Ma}	50.9	−62.79	34.95	71.87	151
C_{Ma}	58.62	−30.35	−45.01	54.3	236
V_{Ma}	25.71	31.11	−44.42	54.24	305
M_{Ma}	48.13	75.27	−8.35	75.73	354
N_{Ma}	18.01	0.0	0.0	0.0	0
W_{Ma}	95.41	0.0	0.0	0.0	0
R_{CIE}	39.92	58.66	26.98	64.56	25
J_{CIE}	81.26	−2.17	67.76	67.79	92
G_{CIE}	52.23	−42.26	11.75	43.87	164
B_{CIE}	30.57	1.15	−46.84	46.87	271

%Regularität

$g^*_{H,rel}$ = 57

$g^*_{C,rel}$ = 59

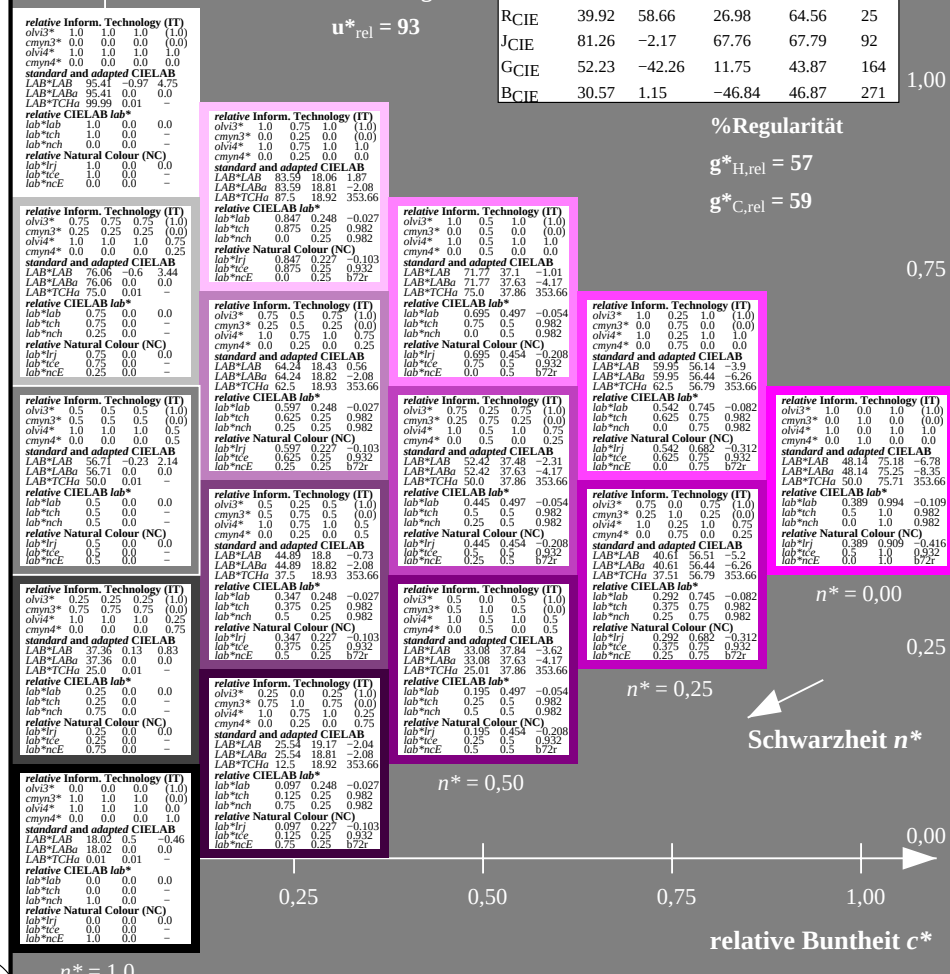

TG500−7, 5 stufige Reihen für konstanten CIELAB Buntton 354/360 = 0.982 (links)

Ausgabe: Farbmetrisches Reflexions-System MRS18

für Buntton *h* = lab*h = 322/360 = 0.895*
lab*tch* und *lab*nch

D65: Buntton B50R
LCH*Ma: 35 72 322
rgb*Ma: 1.0 0.0 1.0

Dreiecks-Helligkeit *t**

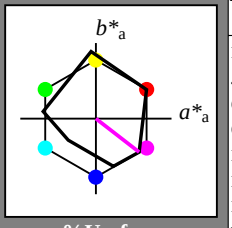

%Umfang

u^*_{rel} = 91

MRS18; adaptierte CIELAB-Daten

	$L^*=L^*_a$	a^*_a	b^*_a	$C^*_{ab,a}$	$h^*_{ab,a}$
R_{Ma}	49.63	66.96	38.37	77.18	30
J_{Ma}	90.7	−6.36	88.75	88.98	94
G_{Ma}	52.11	−69.73	9.44	70.37	172
$G50B_{Ma}$	45.03	−36.57	−28.47	46.36	218
B_{Ma}	36.65	23.19	−63.05	67.18	290
$B50R_{Ma}$	34.94	57.17	−44.26	72.31	322
N_{Ma}	18.01	0.0	0.0	0.0	0
W_{Ma}	95.41	0.0	0.0	0.0	0
R_{CIE}	39.92	58.66	26.98	64.56	25
J_{CIE}	81.26	−2.17	67.76	67.79	92
G_{CIE}	52.23	−42.26	11.75	43.87	164
B_{CIE}	30.57	1.15	−46.84	46.87	271

%Regularität

$g^*_{H,rel}$ = 41

$g^*_{C,rel}$ = 52

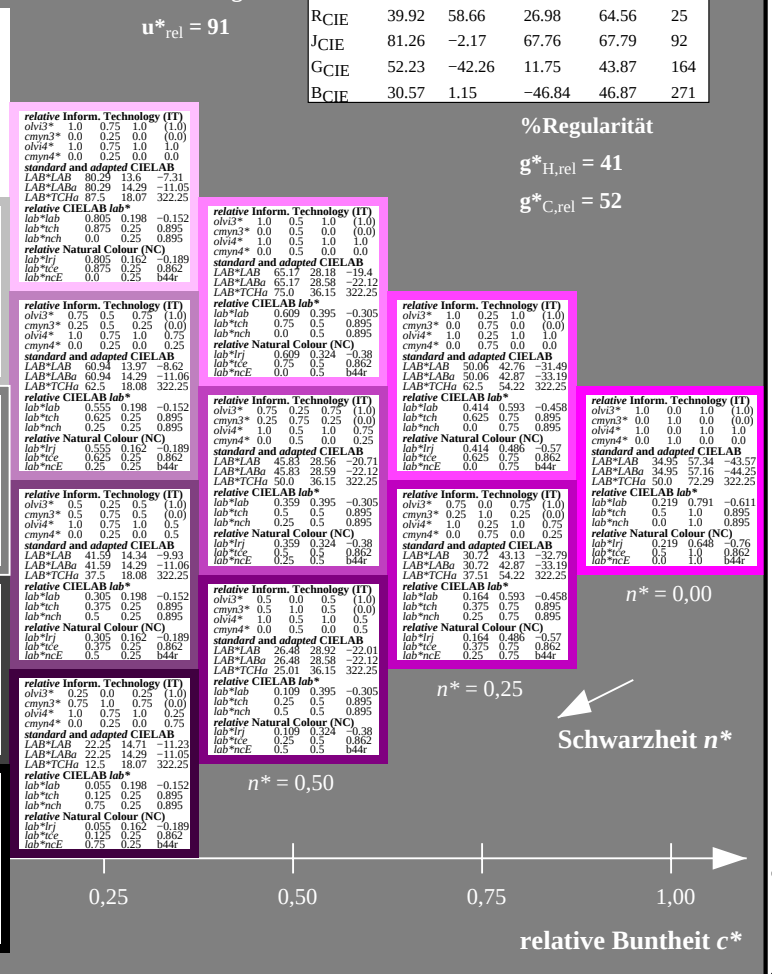

5 stufige Reihen für konstanten CIELAB Buntton 322/360 = 0.895 (rechts)

BAM-Prüfvorlage TG50; Farbmetrik-Systeme ORS18 & MRS18input: *olv* setrgbcolor*
D65: 2 Koordinatendaten; 5stufige Farbreihen für 10 Bunttöne output: *no change compared to input*

Siehe ähnliche Dateien: http://www.ps.bam.de/TG50/
Technische Information: http://www.ps.bam.de Version 2.1, io=1,1

Eingabe: Farbmetrisches Reflexions-System ORS18

für Buntton $h^* = lab^*h = 25/360 = 0.069$
lab*tch* und *lab*nch

D65: Buntton R
LCH*Ma: 48 75 25
rgb*Ma: 1.0 0.0 0.32
Dreiecks-Helligkeit t^*

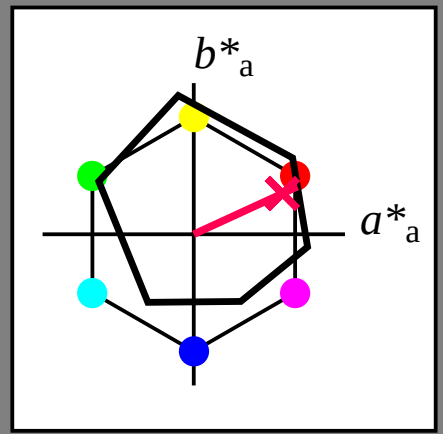

%Umfang
u^*_{rel} = 93

ORS18; adaptierte CIELAB-Daten

	$L^*=L^*_a$	a^*_a	b^*_a	$C^*_{ab,a}$	$h^*_{ab,a}$
O_{Ma}	47.94	65.37	50.52	82.62	38
Y_{Ma}	90.37	−10.27	91.77	92.34	96
L_{Ma}	50.9	−62.79	34.95	71.87	151
C_{Ma}	58.62	−30.35	−45.01	54.3	236
V_{Ma}	25.71	31.11	−44.42	54.24	305
M_{Ma}	48.13	75.27	−8.35	75.73	354
N_{Ma}	18.01	0.0	0.0	0.0	0
W_{Ma}	95.41	0.0	0.0	0.0	0
R_{CIE}	39.92	58.66	26.98	64.56	25
J_{CIE}	81.26	−2.17	67.76	67.79	92
G_{CIE}	52.23	−42.26	11.75	43.87	164
B_{CIE}	30.57	1.15	−46.84	46.87	271

%Regularität
$g^*_{H,rel}$ = 57
$g^*_{C,rel}$ = 59

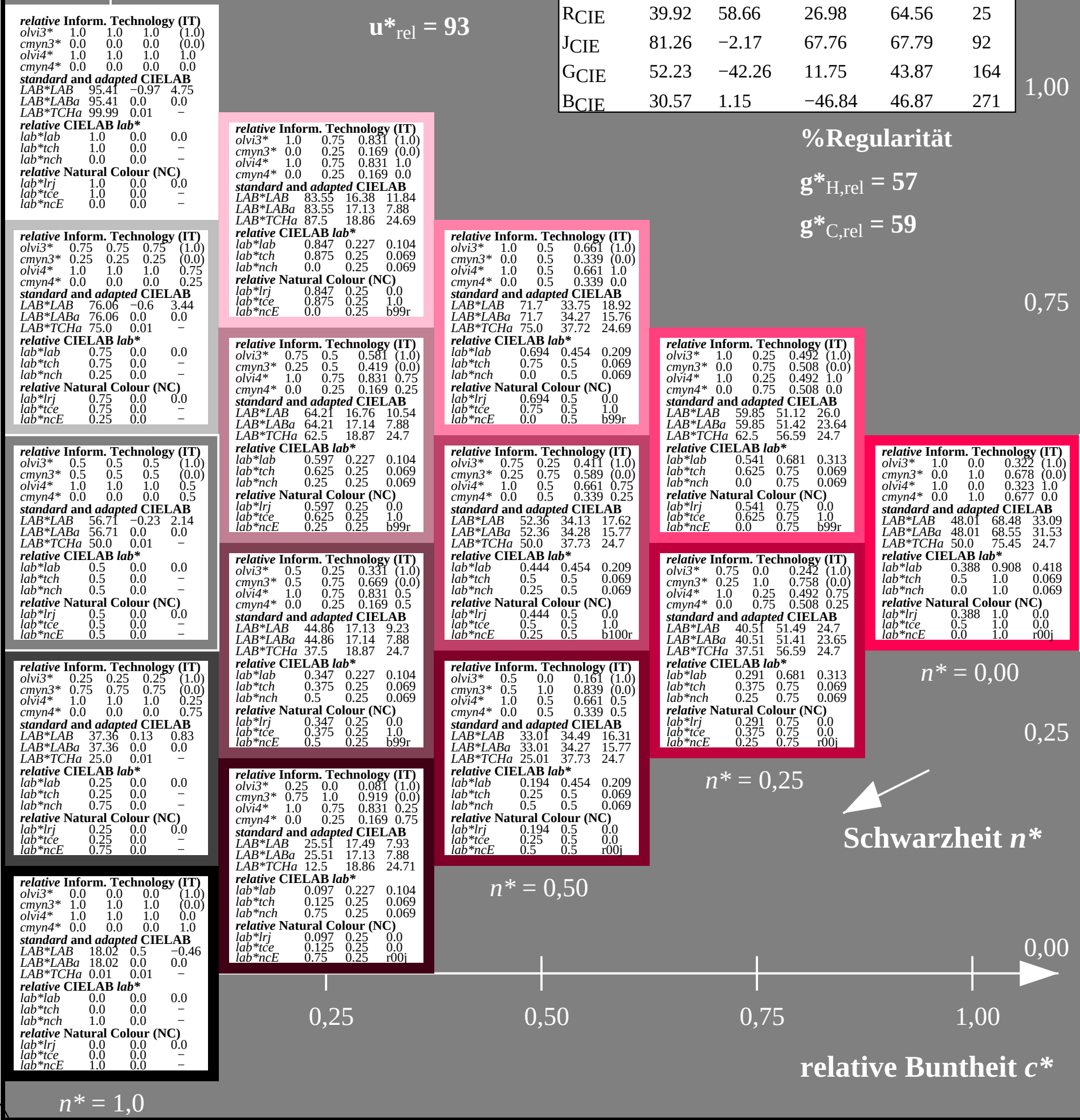

Ausgabe: Farbmetrisches Reflexions-System MRS18

für Buntton $h^* = lab^*h = 25/360 = 0.069$
lab*tch* und *lab*nch

D65: Buntton R
LCH*Ma: 48 73 25
rgb*Ma: 1.0 0.0 0.1
Dreiecks-Helligkeit t^*

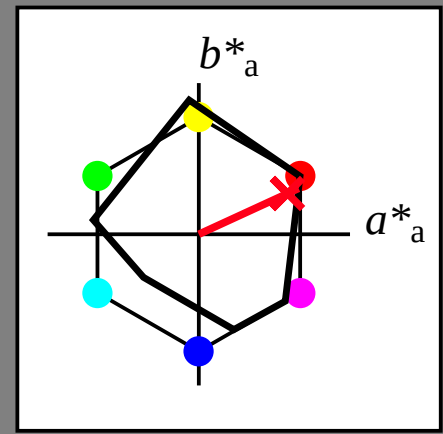

%Umfang
u^*_{rel} = 91

MRS18; adaptierte CIELAB-Daten

	$L^*=L^*_a$	a^*_a	b^*_a	$C^*_{ab,a}$	$h^*_{ab,a}$
R_{Ma}	49.63	66.96	38.37	77.18	30
J_{Ma}	90.7	−6.36	88.75	88.98	94
G_{Ma}	52.11	−69.73	9.44	70.37	172
$G50B_{Ma}$	45.03	−36.57	−28.47	46.36	218
B_{Ma}	36.65	23.19	−63.05	67.18	290
$B50R_{Ma}$	34.94	57.17	−44.26	72.31	322
N_{Ma}	18.01	0.0	0.0	0.0	0
W_{Ma}	95.41	0.0	0.0	0.0	0
R_{CIE}	39.92	58.66	26.98	64.56	25
J_{CIE}	81.26	−2.17	67.76	67.79	92
G_{CIE}	52.23	−42.26	11.75	43.87	164
B_{CIE}	30.57	1.15	−46.84	46.87	271

%Regularität
$g^*_{H,rel}$ = 41
$g^*_{C,rel}$ = 52

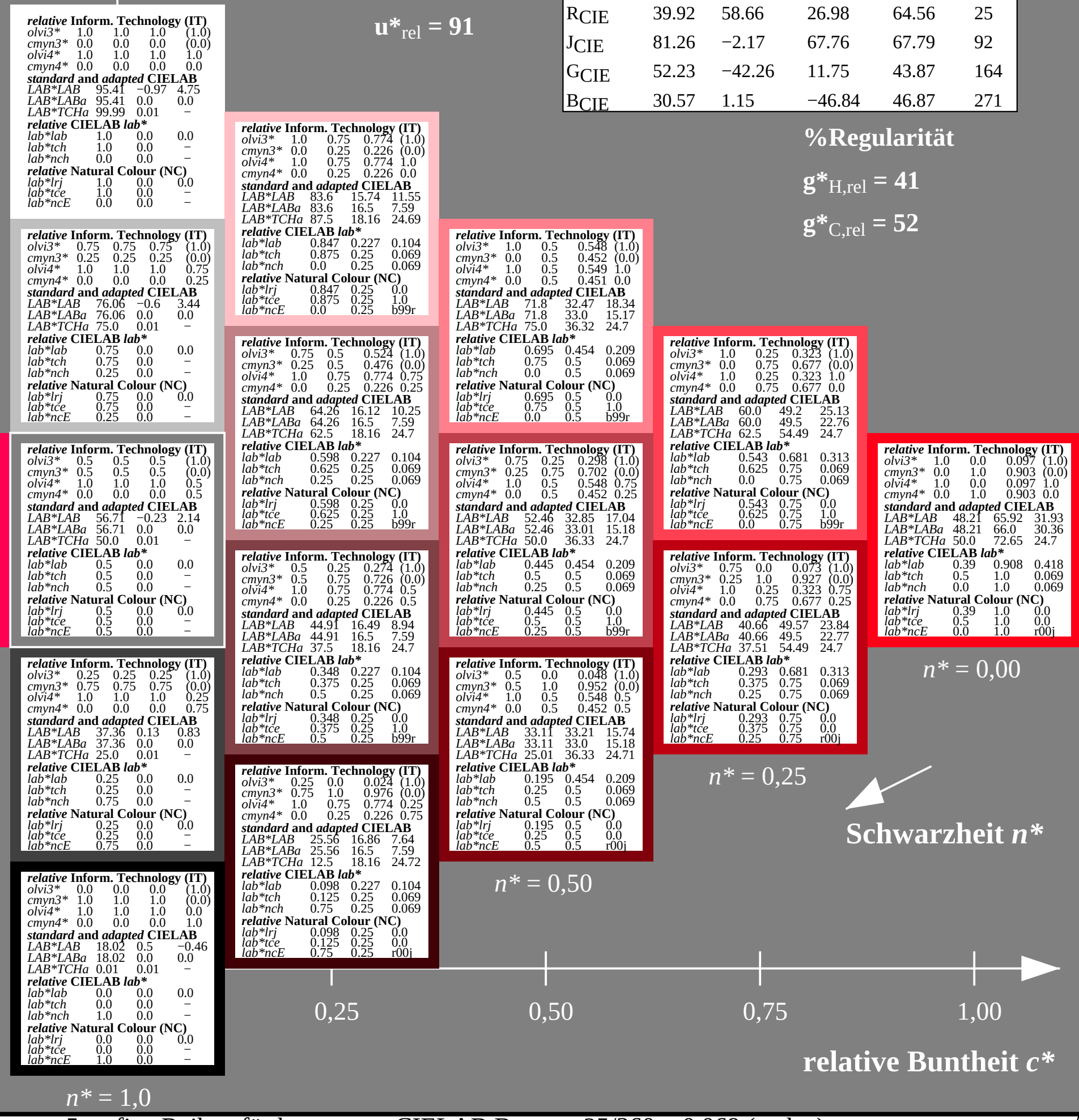

BAM-Registrierung: 20060101-TG50/10Q/Q50G06NP.PS/.PDF BAM-Material: Code=rha4ta
Anwendung für Beurteilung und Messung von Drucker- oder Monitorsystemen

/TG50/ Form: 7/10, Serie: 1/1, Seite: 7
Seitenz hlung 7

TG500−7, 5 stufige Reihen für konstanten CIELAB Buntton 25/360 = 0.069 (links)
5 stufige Reihen für konstanten CIELAB Buntton 25/360 = 0.069 (rechts)

Eingabe: Farbmetrisches Reflexions-System ORS18

für Buntton $h^* = lab^*h = 92/360 = 0.255$
lab^*tch und lab^*nch

D65: Buntton J
LCH*Ma: 86 88 92
rgb*Ma: 1.0 0.9 0.0

Dreiecks-Helligkeit t^*

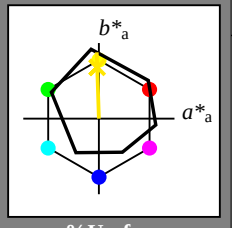

%Umfang
$u^*_{rel} = 93$

ORS18; adaptierte CIELAB-Daten

	$L^*=L^*_a$	a^*_a	b^*_a	$C^*_{ab,a}$	$h^*_{ab,a}$
O_{Ma}	47.94	65.37	50.52	82.62	38
Y_{Ma}	90.37	−10.27	91.77	92.34	96
L_{Ma}	50.9	−62.79	34.95	71.87	151
C_{Ma}	58.62	−30.35	−45.01	54.3	236
V_{Ma}	25.71	31.11	−44.42	54.24	305
M_{Ma}	48.13	75.27	−8.35	75.73	354
N_{Ma}	18.01	0.0	0.0	0.0	0
W_{Ma}	95.41	0.0	0.0	0.0	0
R_{CIE}	39.92	58.66	26.98	64.56	25
J_{CIE}	81.26	−2.17	67.76	67.79	92
G_{CIE}	52.23	−42.26	11.75	43.87	164
B_{CIE}	30.57	1.15	−46.84	46.87	271

%Regularität
$g^*_{H,rel} = 57$
$g^*_{C,rel} = 59$

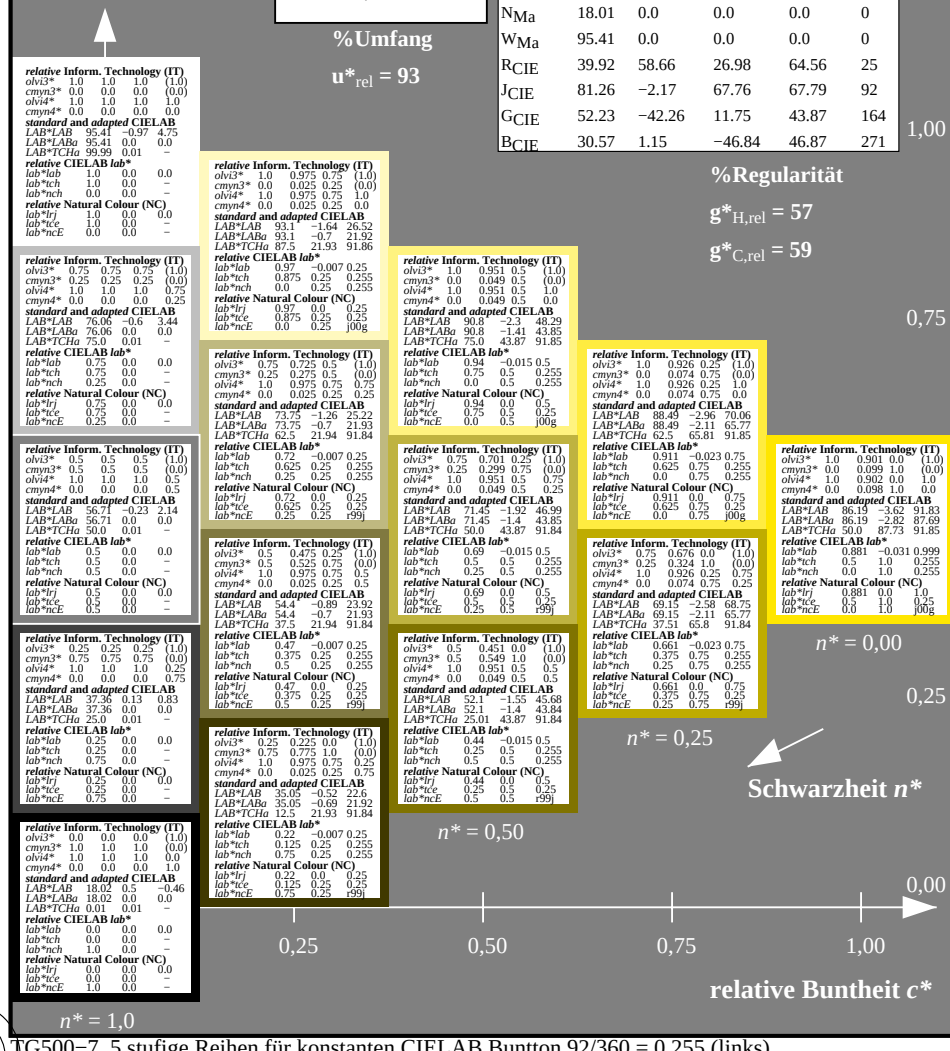

TG500−7, 5 stufige Reihen für konstanten CIELAB Buntton 92/360 = 0.255 (links)

Ausgabe: Farbmetrisches Reflexions-System MRS18

für Buntton $h^* = lab^*h = 92/360 = 0.255$
lab^*tch und lab^*nch

D65: Buntton J
LCH*Ma: 89 86 92
rgb*Ma: 1.0 0.95 0.0

Dreiecks-Helligkeit t^*

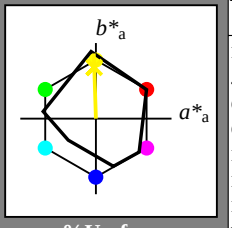

%Umfang
$u^*_{rel} = 91$

MRS18; adaptierte CIELAB-Daten

	$L^*=L^*_a$	a^*_a	b^*_a	$C^*_{ab,a}$	$h^*_{ab,a}$
R_{Ma}	49.63	66.96	38.37	77.18	30
J_{Ma}	90.7	−6.36	88.75	88.98	94
G_{Ma}	52.11	−69.73	9.44	70.37	172
$G50B_{Ma}$	45.03	−36.57	−28.47	46.36	218
B_{Ma}	36.65	23.19	−63.05	67.18	290
$B50R_{Ma}$	34.94	57.17	−44.26	72.31	322
N_{Ma}	18.01	0.0	0.0	0.0	0
W_{Ma}	95.41	0.0	0.0	0.0	0
R_{CIE}	39.92	58.66	26.98	64.56	25
J_{CIE}	81.26	−2.17	67.76	67.79	92
G_{CIE}	52.23	−42.26	11.75	43.87	164
B_{CIE}	30.57	1.15	−46.84	46.87	271

%Regularität
$g^*_{H,rel} = 41$
$g^*_{C,rel} = 52$

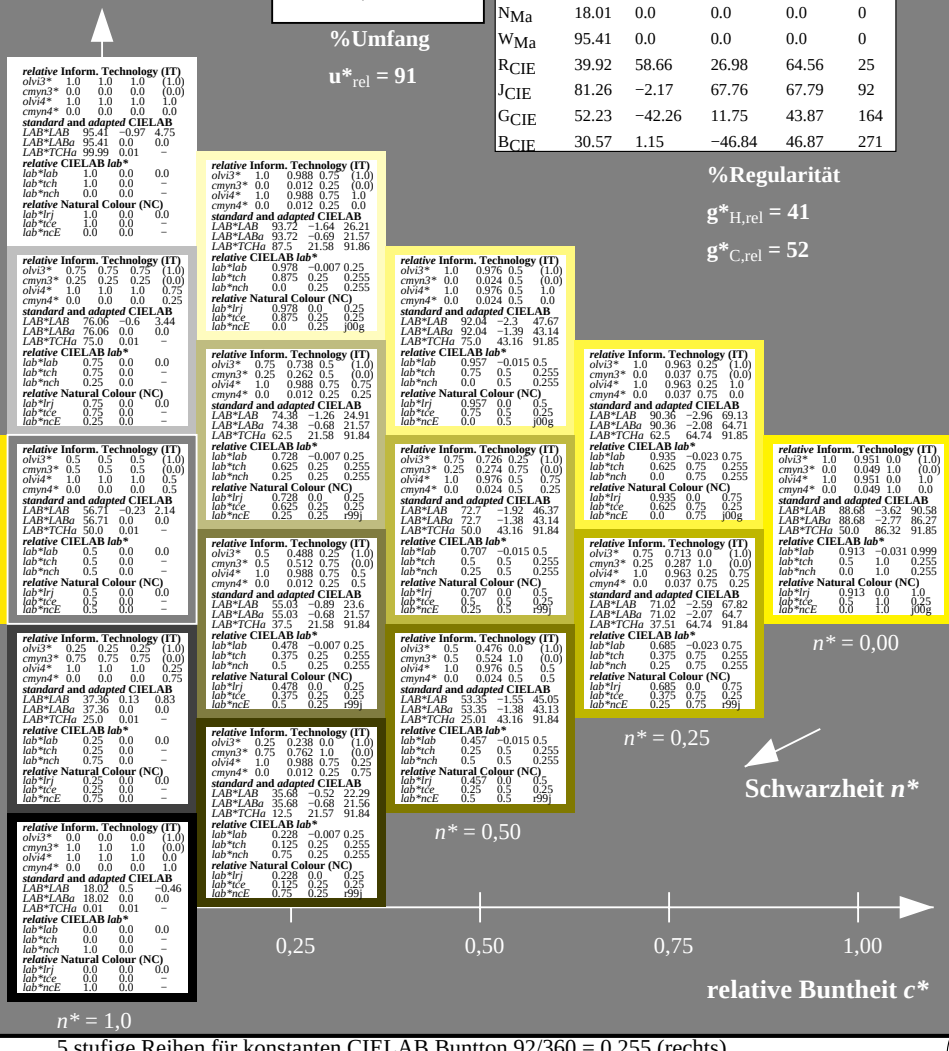

5 stufige Reihen für konstanten CIELAB Buntton 92/360 = 0.255 (rechts)

Siehe ähnliche Dateien: http://www.ps.bam.de/TG50/
Technische Information: http://www.ps.bam.de Version 2.1, io=1,1

BAM-Registrierung: 20060101-TG50/10Q/Q50G07NP.PS/.PDF BAM-Material: Code=rha4ta
Anwendung für Beurteilung und Messung von Drucker− oder Monitorsystemen
/TG50/ Form: 8/10, Serie: 1/1, Seite: 8 Sattenz hlung 8

BAM-Prüfvorlage TG50; Farbmetrik-Systeme ORS18 & MRS18input: *olv* setrgbcolor*
D65: 2 Koordinatendaten; 5stufige Farbreihen für 10 Bunttöne output: *no change compared to input*

Siehe ähnliche Dateien: http://www.ps.bam.de/TG50/
Technische Information: http://www.ps.bam.de Version 2.1, io=1,1

BAM-Registrierung: 20060101-TG50/10Q/Q50G08NP.PS/.PDF BAM-Material: Code=rha4ta
Anwendung für Beurteilung und Messung von Drucker– oder Monitorsystemen
/TG50/ Form: 9/10, Serie: 1/1, Seite: 9 Seitenz hlung 9

Eingabe: Farbmetrisches Reflexions-System ORS18

für Buntton *h* = lab*h = 164/360 = 0.457*
lab*tch* und *lab*nch

D65: Buntton G
LCH*Ma: 53 57 164
rgb*Ma: 0.0 1.0 0.25

Dreiecks-Helligkeit *t**

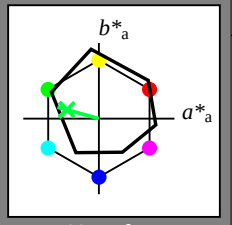

%Umfang

u^*_{rel} = 93

ORS18; adaptierte CIELAB-Daten

	$L^*=L^*_a$	a^*_a	b^*_a	$C^*_{ab,a}$	$h^*_{ab,a}$
O_{Ma}	47.94	65.37	50.52	82.62	38
Y_{Ma}	90.37	−10.27	91.77	92.34	96
L_{Ma}	50.9	−62.79	34.95	71.87	151
C_{Ma}	58.62	−30.35	−45.01	54.3	236
V_{Ma}	25.71	31.11	−44.42	54.24	305
M_{Ma}	48.13	75.27	−8.35	75.73	354
N_{Ma}	18.01	0.0	0.0	0.0	0
W_{Ma}	95.41	0.0	0.0	0.0	0
R_{CIE}	39.92	58.66	26.98	64.56	25
J_{CIE}	81.26	−2.17	67.76	67.79	92
G_{CIE}	52.23	−42.26	11.75	43.87	164
B_{CIE}	30.57	1.15	−46.84	46.87	271

%Regularität

$g^*_{H,rel}$ = 57

$g^*_{C,rel}$ = 59

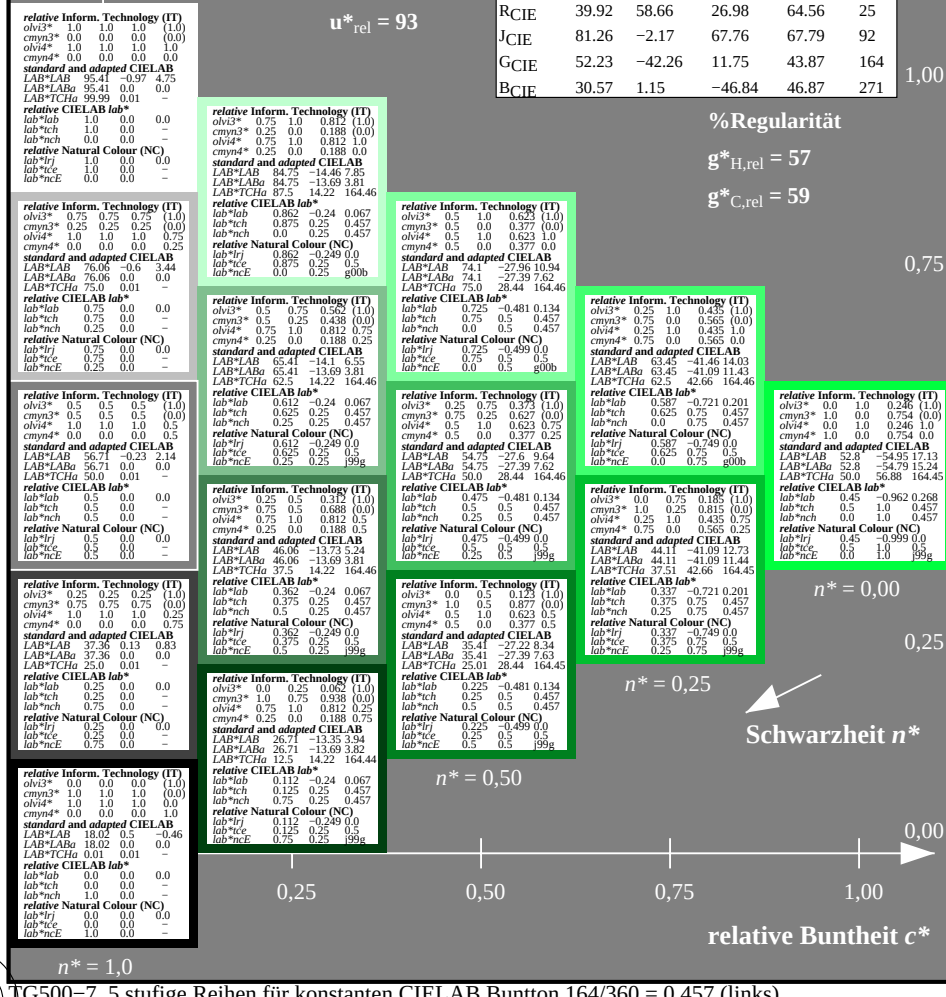

TG500−7, 5 stufige Reihen für konstanten CIELAB Buntton 164/360 = 0.457 (links)

Ausgabe: Farbmetrisches Reflexions-System MRS18

für Buntton *h* = lab*h = 164/360 = 0.457*
lab*tch* und *lab*nch

D65: Buntton G
LCH*Ma: 56 66 164
rgb*Ma: 0.1 1.0 0.0

Dreiecks-Helligkeit *t**

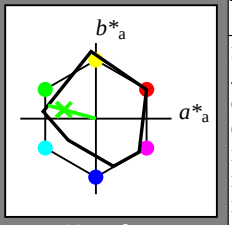

%Umfang

u^*_{rel} = 91

MRS18; adaptierte CIELAB-Daten

	$L^*=L^*_a$	a^*_a	b^*_a	$C^*_{ab,a}$	$h^*_{ab,a}$
R_{Ma}	49.63	66.96	38.37	77.18	30
J_{Ma}	90.7	−6.36	88.75	88.98	94
G_{Ma}	52.11	−69.73	9.44	70.37	172
$G50B_{Ma}$	45.03	−36.57	−28.47	46.36	218
B_{Ma}	36.65	23.19	−63.05	67.18	290
$B50R_{Ma}$	34.94	57.17	−44.26	72.31	322
N_{Ma}	18.01	0.0	0.0	0.0	0
W_{Ma}	95.41	0.0	0.0	0.0	0
R_{CIE}	39.92	58.66	26.98	64.56	25
J_{CIE}	81.26	−2.17	67.76	67.79	92
G_{CIE}	52.23	−42.26	11.75	43.87	164
B_{CIE}	30.57	1.15	−46.84	46.87	271

%Regularität

$g^*_{H,rel}$ = 41

$g^*_{C,rel}$ = 52

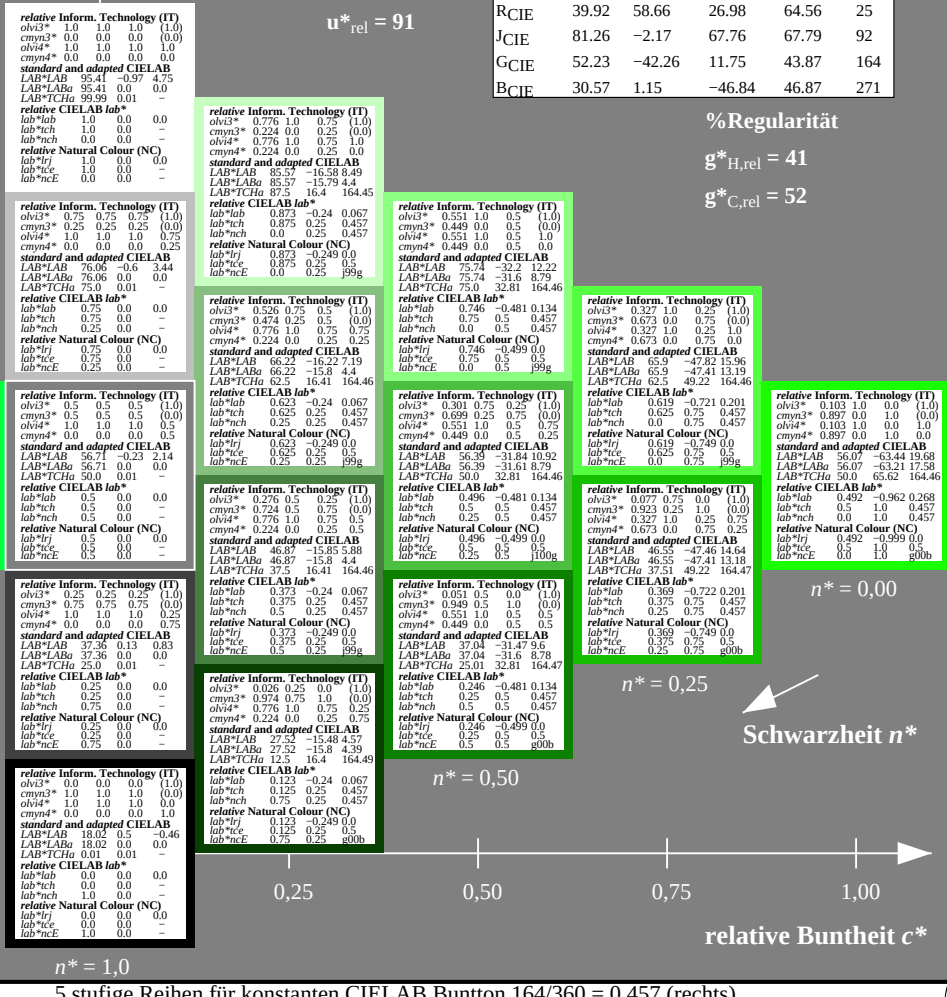

5 stufige Reihen für konstanten CIELAB Buntton 164/360 = 0.457 (rechts)

Eingabe: Farbmetrisches Reflexions-System ORS18

für Buntton $h^* = lab^*h = 271/360 = 0.754$

lab*tch* und *lab*nch

D65: Buntton B

LCH*Ma: 42 45 271

rgb*Ma: 0.0 0.49 1.0

Dreiecks-Helligkeit t^*

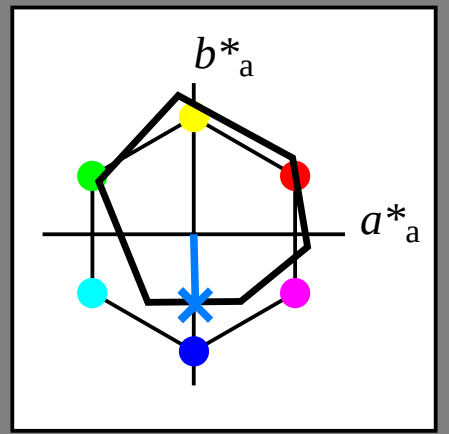

%Umfang

$u^*_{rel} = 93$

ORS18; adaptierte CIELAB-Daten

	$L^*=L^*_a$	a^*_a	b^*_a	$C^*_{ab,a}$	$h^*_{ab,a}$
O_{Ma}	47.94	65.37	50.52	82.62	38
Y_{Ma}	90.37	−10.27	91.77	92.34	96
L_{Ma}	50.9	−62.79	34.95	71.87	151
C_{Ma}	58.62	−30.35	−45.01	54.3	236
V_{Ma}	25.71	31.11	−44.42	54.24	305
M_{Ma}	48.13	75.27	−8.35	75.73	354
N_{Ma}	18.01	0.0	0.0	0.0	0
W_{Ma}	95.41	0.0	0.0	0.0	0
R_{CIE}	39.92	58.66	26.98	64.56	25
J_{CIE}	81.26	−2.17	67.76	67.79	92
G_{CIE}	52.23	−42.26	11.75	43.87	164
B_{CIE}	30.57	1.15	−46.84	46.87	271

%Regularität

$g^*_{H,rel} = 57$

$g^*_{C,rel} = 59$

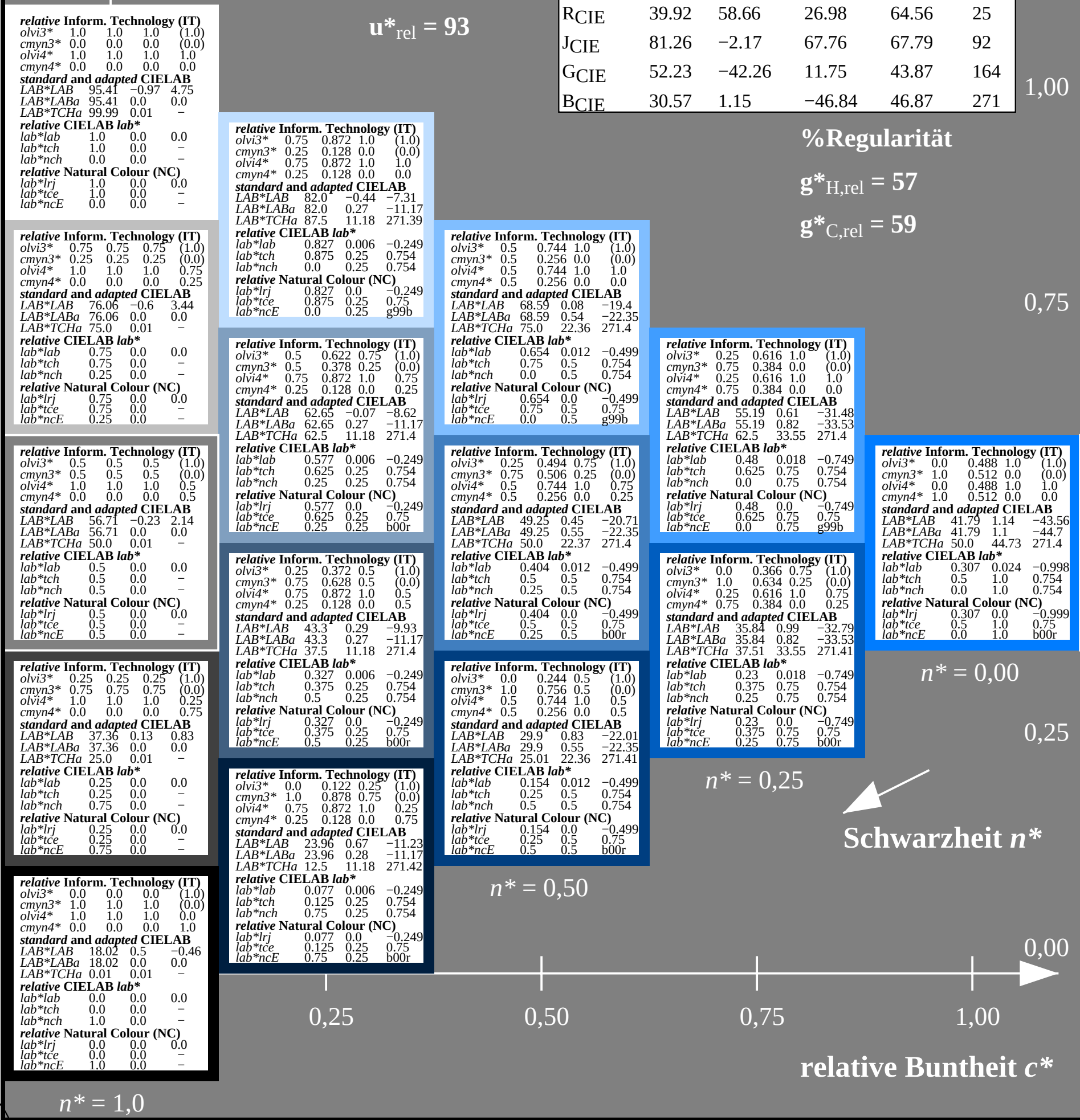

Ausgabe: Farbmetrisches Reflexions-System MRS18

für Buntton $h^* = lab^*h = 271/360 = 0.754$

lab*tch* und *lab*nch

D65: Buntton B

LCH*Ma: 40 50 271

rgb*Ma: 0.0 0.37 1.0

Dreiecks-Helligkeit t^*

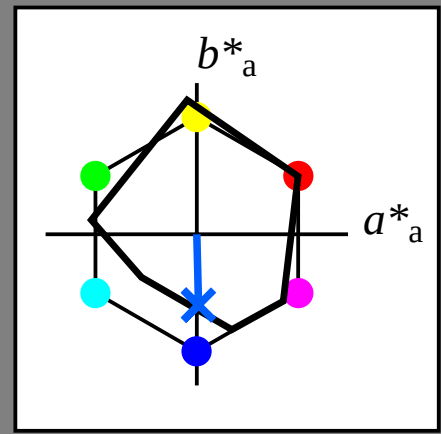

%Umfang

$u^*_{rel} = 91$

MRS18; adaptierte CIELAB-Daten

	$L^*=L^*_a$	a^*_a	b^*_a	$C^*_{ab,a}$	$h^*_{ab,a}$
R_{Ma}	49.63	66.96	38.37	77.18	30
J_{Ma}	90.7	−6.36	88.75	88.98	94
G_{Ma}	52.11	−69.73	9.44	70.37	172
$G50B_{Ma}$	45.03	−36.57	−28.47	46.36	218
B_{Ma}	36.65	23.19	−63.05	67.18	290
$B50R_{Ma}$	34.94	57.17	−44.26	72.31	322
N_{Ma}	18.01	0.0	0.0	0.0	0
W_{Ma}	95.41	0.0	0.0	0.0	0
R_{CIE}	39.92	58.66	26.98	64.56	25
J_{CIE}	81.26	−2.17	67.76	67.79	92
G_{CIE}	52.23	−42.26	11.75	43.87	164
B_{CIE}	30.57	1.15	−46.84	46.87	271

%Regularität

$g^*_{H,rel} = 41$

$g^*_{C,rel} = 52$

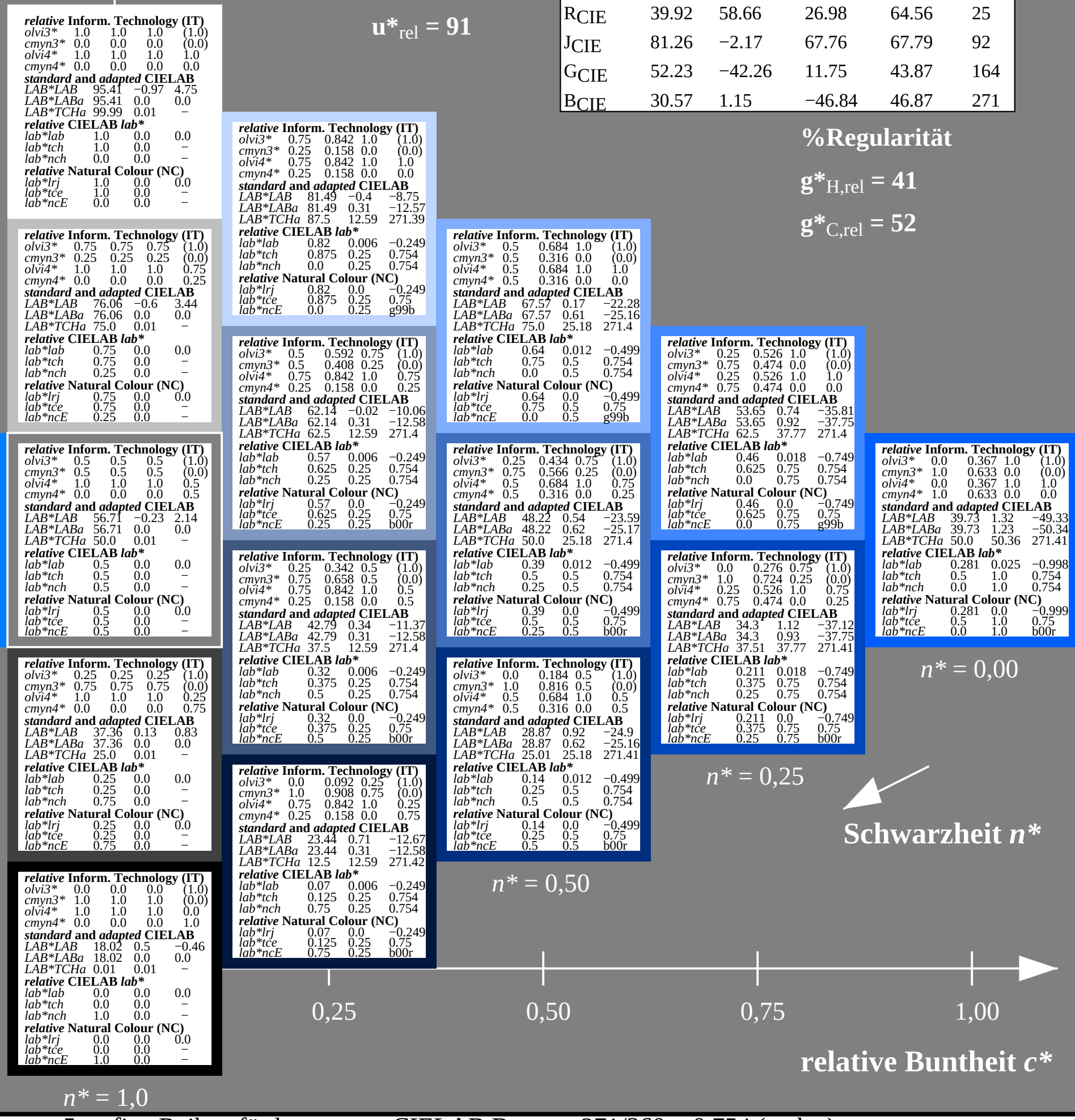

TG500−7, 5 stufige Reihen für konstanten CIELAB Buntton 271/360 = 0.754 (links)

5 stufige Reihen für konstanten CIELAB Buntton 271/360 = 0.754 (rechts)

Siehe ähnliche Dateien: http://www.ps.bam.de/TG50/
Technische Information: http://www.ps.bam.de Version 2.1, io=1,1

BAM-Registrierung: 20060101-TG50/10Q/Q50G09NP.PS/.PDF BAM-Material: Code=rha4ta
Anwendung für Beurteilung und Messung von Drucker− oder Monitorsystemen

/TG50/ Form: 10/10, Serie: 1/1, Seite: 10 Seitenzählung 10