www.ps.bam.de/TG50/10Q/Q50G00SP.PS/.PDF;
S: Ausgabe-Linearisierung (OL-Daten) TG50/10Q/Q50G00SP.DAT im Distiller Startup (S) Directory

Siehe ähnliche Dateien: http://www.ps.bam.de/TG50/
Technische Information: http://www.ps.bam.de Version 2.1, io=1,1?

BAM-Registrierung: 20060101-TG50/10Q/Q50G00SP.PS/.PDF BAM-Material: Code=rha4ta
Anwendung für Beurteilung und Messung von Drucker– oder Monitorsystemen
/TG50/ Form: 1/10, Serie: 1/1, Seite: 1 Sattenz hlung 1

Eingabe: Farbmetrisches Reflexions-System ORS18

für Buntton *h = lab*h = 38/360 = 0.105***
lab*tch* und *lab*nch

D65: Buntton O
LCH*Ma: 48 83 38
rgb*Ma: 1.0 0.0 0.0

Dreiecks-Helligkeit *t**

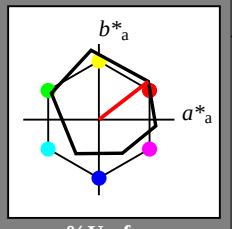

%Umfang

u*rel = 93

ORS18; adaptierte CIELAB-Daten

	L*=L*a	a*a	b*a	C*ab,a	h*ab,a
OMa	47.94	65.37	50.52	82.62	38
YMa	90.37	−10.27	91.77	92.34	96
LMa	50.9	−62.79	34.95	71.87	151
CMa	58.62	−30.35	−45.01	54.3	236
VMa	25.71	31.11	−44.42	54.24	305
MMa	48.13	75.27	−8.35	75.73	354
NMa	18.01	0.0	0.0	0.0	0
WMa	95.41	0.0	0.0	0.0	0
RCIE	39.92	58.66	26.98	64.56	25
JCIE	81.26	−2.17	67.76	67.79	92
GCIE	52.23	−42.26	11.75	43.87	164
BCIE	30.57	1.15	−46.84	46.87	271

%Regularität

g*H,rel = 57

g*C,rel = 59

Ausgabe: Farbmetrisches Reflexions-System MRS18

für Buntton *h = lab*h = 30/360 = 0.083***
lab*tch* und *lab*nch

D65: Buntton R
LCH*Ma: 50 77 30
rgb*Ma: 1.0 0.0 0.0

Dreiecks-Helligkeit *t**

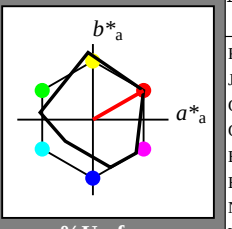

%Umfang

u*rel = 91

MRS18; adaptierte CIELAB-Daten

	L*=L*a	a*a	b*a	C*ab,a	h*ab,a
RMa	49.63	66.96	38.37	77.18	30
JMa	90.7	−6.36	88.75	88.98	94
GMa	52.11	−69.73	9.44	70.37	172
G50BMa	45.03	−36.57	−28.47	46.36	218
BMa	36.65	23.19	−63.05	67.18	290
B50RMa	34.94	57.17	−44.26	72.31	322
NMa	18.01	0.0	0.0	0.0	0
WMa	95.41	0.0	0.0	0.0	0
RCIE	39.92	58.66	26.98	64.56	25
JCIE	81.26	−2.17	67.76	67.79	92
GCIE	52.23	−42.26	11.75	43.87	164
BCIE	30.57	1.15	−46.84	46.87	271

%Regularität

g*H,rel = 41

g*C,rel = 52

1,00

0,75

0,25

0,00

Schwarzheit *n**

*n** = 1,0 *n** = 0,50 *n** = 0,25 *n** = 0,00

0,25 0,50 0,75 1,00

relative Buntheit *c**

*n** = 1,0 *n** = 0,50 *n** = 0,25 *n** = 0,00

0,25 0,50 0,75 1,00

relative Buntheit *c**

Schwarzheit *n**

TG500−7, 5 stufige Reihen für konstanten CIELAB Buntton 38/360 = 0.105 (links)

5 stufige Reihen für konstanten CIELAB Buntton 30/360 = 0.083 (rechts)

BAM-Prüfvorlage TG50; Farbmetrik-Systeme ORS18 & ORS18 input: *olv* setrgbcolor*
D65: 2 Koordinatendaten; 5stufige Farbreihen für 10 Bunttöne output: *Startup (S) data dependend*

Siehe ähnliche Dateien: http://www.ps.bam.de/TG50/
Technische Information: http://www.ps.bam.de Version 2.1, io=1,1?

BAM-Registrierung: 20060101-TG50/10Q/Q50G01SP.PS/.PDF BAM-Material: Code=rha4ta
Anwendung für Beurteilung und Messung von Drucker– oder Monitorsystemen
/TG50/ Form: 2/10, Serie: 1/1, Seite: 2 Sättenz hlung 2

Eingabe: Farbmetrisches Reflexions-System ORS18

für Buntton *h = lab*h = 96/360 = 0.268**
lab*tch* und *lab*nch

D65: Buntton Y
LCH*Ma: 90 92 96
rgb*Ma: 1.0 1.0 0.0

Dreiecks-Helligkeit *t**

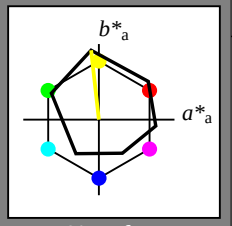

%Umfang

u*rel = 93

ORS18; adaptierte CIELAB-Daten

	$L^*=L^*_a$	a^*_a	b^*_a	$C^*_{ab,a}$	$h^*_{ab,a}$
O_{Ma}	47.94	65.37	50.52	82.62	38
Y_{Ma}	90.37	−10.27	91.77	92.34	96
L_{Ma}	50.9	−62.79	34.95	71.87	151
C_{Ma}	58.62	−30.35	−45.01	54.3	236
V_{Ma}	25.71	31.11	−44.42	54.24	305
M_{Ma}	48.13	75.27	−8.35	75.73	354
N_{Ma}	18.01	0.0	0.0	0.0	0
W_{Ma}	95.41	0.0	0.0	0.0	0
R_{CIE}	39.92	58.66	26.98	64.56	25
J_{CIE}	81.26	−2.17	67.76	67.79	92
G_{CIE}	52.23	−42.26	11.75	43.87	164
B_{CIE}	30.57	1.15	−46.84	46.87	271

%Regularität

g*H,rel = 57

g*C,rel = 59

1,00

0,75

0,25

0,00

*n** = 0,00

*n** = 0,25

*n** = 0,50

*n** = 1,0

Schwarzheit *n**

0,25 0,50 0,75 1,00

relative Buntheit *c**

relative Inform. Technology (IT)
*olvi3** 1.0 1.0 1.0 (1.0)
*cmyn3** 0.0 0.0 0.0 (0.0)
*olvi4** 1.0 1.0 1.0 1.0
*cmyn4** 0.0 0.0 0.0 0.0
standard and *adapted* CIELAB
*LAB*LAB* 95.41 −0.97 4.75
*LAB*LABa* 95.41 0.0 0.0
*LAB*TCHa* 99.99 0.01 –
relative CIELAB *lab**
*lab*lab* 1.0 0.0 0.0
*lab*tch* 1.0 0.0 –
*lab*nch* 0.0 0.0 –
relative Natural Colour (NC)
*lab*lrj* 1.0 0.0 0.0
*lab*tce* 1.0 0.0 –
*lab*ncE* 0.0 0.0 –

relative Inform. Technology (IT)
*olvi3** 0.75 0.75 0.75 (1.0)
*cmyn3** 0.25 0.25 0.25 (0.0)
*olvi4** 1.0 1.0 1.0 0.75
*cmyn4** 0.0 0.0 0.0 0.25
standard and *adapted* CIELAB
*LAB*LAB* 76.06 −0.6 3.44
*LAB*LABa* 76.06 0.0 0.0
*LAB*TCHa* 75.0 0.01 –
relative CIELAB *lab**
*lab*lab* 0.75 0.0 0.0
*lab*tch* 0.75 0.0 –
*lab*nch* 0.25 0.0 –
relative Natural Colour (NC)
*lab*lrj* 0.75 0.0 0.0
*lab*tce* 0.75 0.0 –
*lab*ncE* 0.25 0.0 –

relative Inform. Technology (IT)
*olvi3** 0.5 0.5 0.5 (1.0)
*cmyn3** 0.5 0.5 0.5 (0.0)
*olvi4** 1.0 1.0 1.0 0.5
*cmyn4** 0.0 0.0 0.0 0.5
standard and *adapted* CIELAB
*LAB*LAB* 56.71 −0.23 2.14
*LAB*LABa* 56.71 0.0 0.0
*LAB*TCHa* 50.0 0.01 –
relative CIELAB *lab**
*lab*lab* 0.5 0.0 0.0
*lab*tch* 0.5 0.0 –
*lab*nch* 0.5 0.0 –
relative Natural Colour (NC)
*lab*lrj* 0.5 0.0 0.0
*lab*tce* 0.5 0.0 –
*lab*ncE* 0.5 0.0 –

relative Inform. Technology (IT)
*olvi3** 0.25 0.25 0.25 (1.0)
*cmyn3** 0.75 0.75 0.75 (0.0)
*olvi4** 1.0 1.0 1.0 0.25
*cmyn4** 0.0 0.0 0.0 0.75
standard and *adapted* CIELAB
*LAB*LAB* 37.36 0.13 0.83
*LAB*LABa* 37.36 0.0 0.0
*LAB*TCHa* 25.0 0.01 –
relative CIELAB *lab**
*lab*lab* 0.25 0.0 0.0
*lab*tch* 0.25 0.0 –
*lab*nch* 0.75 0.0 –
relative Natural Colour (NC)
*lab*lrj* 0.25 0.0 0.0
*lab*tce* 0.25 0.0 –
*lab*ncE* 0.75 0.0 –

relative Inform. Technology (IT)
*olvi3** 0.0 0.0 0.0 (1.0)
*cmyn3** 1.0 1.0 1.0 (0.0)
*olvi4** 1.0 1.0 1.0 0.0
*cmyn4** 0.0 0.0 0.0 1.0
standard and *adapted* CIELAB
*LAB*LAB* 18.02 0.5 −0.46
*LAB*LABa* 18.02 0.0 0.0
*LAB*TCHa* 0.01 0.01 –
relative CIELAB *lab**
*lab*lab* 0.0 0.0 0.0
*lab*tch* 0.0 0.0 –
*lab*nch* 1.0 0.0 –
relative Natural Colour (NC)
*lab*lrj* 0.0 0.0 0.0
*lab*tce* 0.0 0.0 –
*lab*ncE* 1.0 0.0 –

relative Inform. Technology (IT)
*olvi3** 1.0 1.0 0.75 (1.0)
*cmyn3** 0.0 0.0 0.25 (0.0)
*olvi4** 1.0 1.0 1.0 1.0
*cmyn4** 0.0 0.0 0.25 0.0
standard and *adapted* CIELAB
*LAB*LAB* 94.14 −3.51 27.61
*LAB*LABa* 94.14 −2.56 22.93
*LAB*TCHa* 87.5 23.08 96.39
relative CIELAB *lab**
*lab*lab* 0.984 −0.027 0.248
*lab*tch* 0.875 0.25 0.268
*lab*nch* 0.0 0.25 0.268
relative Natural Colour (NC)
*lab*lrj* 0.984 −0.024 0.249
*lab*tce* 0.875 0.25 0.266
*lab*ncE* 0.0 0.25 j06g

relative Inform. Technology (IT)
*olvi3** 0.75 0.75 0.5 (1.0)
*cmyn3** 0.25 0.25 0.5 (0.0)
*olvi4** 1.0 1.0 0.75 0.75
*cmyn4** 0.0 0.0 0.25 0.25
standard and *adapted* CIELAB
*LAB*LAB* 74.8 −3.14 26.31
*LAB*LABa* 74.8 −2.56 22.94
*LAB*TCHa* 62.5 23.09 96.39
relative CIELAB *lab**
*lab*lab* 0.734 −0.027 0.248
*lab*tch* 0.625 0.25 0.268
*lab*nch* 0.25 0.25 0.268
relative Natural Colour (NC)
*lab*lrj* 0.734 −0.024 0.249
*lab*tce* 0.625 0.25 0.266
*lab*ncE* 0.25 0.25 j06g

relative Inform. Technology (IT)
*olvi3** 0.5 0.5 0.25 (1.0)
*cmyn3** 0.5 0.5 0.75 (0.0)
*olvi4** 1.0 1.0 0.75 0.5
*cmyn4** 0.0 0.0 0.25 0.5
standard and *adapted* CIELAB
*LAB*LAB* 55.45 −2.77 25.0
*LAB*LABa* 55.45 −2.56 22.94
*LAB*TCHa* 37.5 23.09 96.39
relative CIELAB *lab**
*lab*lab* 0.484 −0.027 0.248
*lab*tch* 0.375 0.25 0.268
*lab*nch* 0.5 0.25 0.268
relative Natural Colour (NC)
*lab*lrj* 0.484 −0.024 0.249
*lab*tce* 0.375 0.25 0.266
*lab*ncE* 0.5 0.25 j06g

relative Inform. Technology (IT)
*olvi3** 0.25 0.25 0.0 (1.0)
*cmyn3** 0.75 0.75 1.0 (0.0)
*olvi4** 1.0 1.0 0.75 0.25
*cmyn4** 0.0 0.0 0.25 0.75
standard and *adapted* CIELAB
*LAB*LAB* 36.1 −2.4 23.69
*LAB*LABa* 36.1 −2.56 22.93
*LAB*TCHa* 12.5 23.08 96.39
relative CIELAB *lab**
*lab*lab* 0.234 −0.027 0.248
*lab*tch* 0.125 0.25 0.268
*lab*nch* 0.75 0.25 0.268
relative Natural Colour (NC)
*lab*lrj* 0.234 −0.024 0.249
*lab*tce* 0.125 0.25 0.266
*lab*ncE* 0.75 0.25 j06g

relative Inform. Technology (IT)
*olvi3** 1.0 1.0 0.5 (1.0)
*cmyn3** 0.0 0.0 0.5 (0.0)
*olvi4** 1.0 1.0 0.5 1.0
*cmyn4** 0.0 0.0 0.5 0.0
standard and *adapted* CIELAB
*LAB*LAB* 92.88 −6.06 50.46
*LAB*LABa* 92.88 −5.13 45.87
*LAB*TCHa* 75.0 46.16 96.39
relative CIELAB *lab**
*lab*lab* 0.967 −0.055 0.497
*lab*tch* 0.75 0.5 0.268
*lab*nch* 0.0 0.5 0.268
relative Natural Colour (NC)
*lab*lrj* 0.967 −0.048 0.497
*lab*tce* 0.75 0.5 0.266
*lab*ncE* 0.0 0.5 j06g

relative Inform. Technology (IT)
*olvi3** 0.75 0.75 0.25 (1.0)
*cmyn3** 0.25 0.25 0.75 (0.0)
*olvi4** 1.0 1.0 0.5 0.75
*cmyn4** 0.0 0.0 0.5 0.25
standard and *adapted* CIELAB
*LAB*LAB* 73.54 −5.69 49.17
*LAB*LABa* 73.54 −5.13 45.88
*LAB*TCHa* 50.0 46.17 96.39
relative CIELAB *lab**
*lab*lab* 0.717 −0.055 0.497
*lab*tch* 0.5 0.5 0.268
*lab*nch* 0.25 0.5 0.268
relative Natural Colour (NC)
*lab*lrj* 0.717 −0.048 0.498
*lab*tce* 0.5 0.5 0.266
*lab*ncE* 0.25 0.5 j06g

relative Inform. Technology (IT)
*olvi3** 0.5 0.5 0.0 (1.0)
*cmyn3** 0.5 0.5 1.0 (0.0)
*olvi4** 1.0 1.0 0.5 0.5
*cmyn4** 0.0 0.0 0.5 0.5
standard and *adapted* CIELAB
*LAB*LAB* 54.19 −5.32 47.85
*LAB*LABa* 54.19 −5.13 45.87
*LAB*TCHa* 25.01 46.16 96.39
relative CIELAB *lab**
*lab*lab* 0.467 −0.055 0.497
*lab*tch* 0.25 0.5 0.268
*lab*nch* 0.5 0.5 0.268
relative Natural Colour (NC)
*lab*lrj* 0.467 −0.048 0.497
*lab*tce* 0.25 0.5 0.266
*lab*ncE* 0.5 0.5 j06g

relative Inform. Technology (IT)
*olvi3** 0.75 0.75 0.0 (1.0)
*cmyn3** 0.25 0.25 1.0 (0.0)
*olvi4** 1.0 1.0 0.25 0.75
*cmyn4** 0.0 0.0 0.75 0.25
standard and *adapted* CIELAB
*LAB*LAB* 72.28 −8.23 72.01
*LAB*LABa* 72.28 −7.7 68.82
*LAB*TCHa* 37.51 69.25 96.39
relative CIELAB *lab**
*lab*lab* 0.701 −0.073 0.746
*lab*tch* 0.375 0.75 0.268
*lab*nch* 0.25 0.75 0.268
relative Natural Colour (NC)
*lab*lrj* 0.701 −0.073 0.746
*lab*tce* 0.375 0.75 0.266
*lab*ncE* 0.25 0.75 j06g

relative Inform. Technology (IT)
*olvi3** 1.0 1.0 0.0 (1.0)
*cmyn3** 0.0 0.0 1.0 (0.0)
*olvi4** 1.0 1.0 0.25 1.0
*cmyn4** 0.0 0.0 0.75 0.0
standard and *adapted* CIELAB
*LAB*LAB* 91.62 −8.6 73.32
*LAB*LABa* 91.62 −7.7 68.82
*LAB*TCHa* 62.5 69.25 96.39
relative CIELAB *lab**
*lab*lab* 0.951 −0.082 0.745
*lab*tch* 0.625 0.75 0.268
*lab*nch* 0.0 0.75 0.268
relative Natural Colour (NC)
*lab*lrj* 0.951 −0.073 0.746
*lab*tce* 0.625 0.75 0.266
*lab*ncE* 0.0 0.75 j06g

relative Inform. Technology (IT)
*olvi3** 1.0 1.0 0.0 (1.0)
*cmyn3** 0.0 0.0 1.0 (0.0)
*olvi4** 1.0 1.0 0.0 1.0
*cmyn4** 0.0 0.0 1.0 0.0
standard and *adapted* CIELAB
*LAB*LAB* 90.37 −11.15 96.17
*LAB*LABa* 90.37 −10.26 91.75
*LAB*TCHa* 50.0 92.32 96.39
relative CIELAB *lab**
*lab*lab* 0.935 −0.11 0.994
*lab*tch* 0.5 1.0 0.268
*lab*nch* 0.0 1.0 0.268
relative Natural Colour (NC)
*lab*lrj* 0.935 −0.097 0.995
*lab*tce* 0.5 1.0 0.266
*lab*ncE* 0.0 1.0 j06g

Ausgabe: Farbmetrisches Reflexions-System MRS18

für Buntton *h = lab*h = 94/360 = 0.261**
lab*tch* und *lab*nch

D65: Buntton J
LCH*Ma: 91 89 94
rgb*Ma: 1.0 1.0 0.0

Dreiecks-Helligkeit *t**

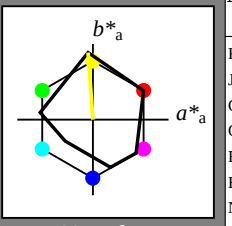

%Umfang

u*rel = 91

MRS18; adaptierte CIELAB-Daten

	$L^*=L^*_a$	a^*_a	b^*_a	$C^*_{ab,a}$	$h^*_{ab,a}$
R_{Ma}	49.63	66.96	38.37	77.18	30
J_{Ma}	90.7	−6.36	88.75	88.98	94
G_{Ma}	52.11	−69.73	9.44	70.37	172
$G50B_{Ma}$	45.03	−36.57	−28.47	46.36	218
B_{Ma}	36.65	23.19	−63.05	67.18	290
$B50R_{Ma}$	34.94	57.17	−44.26	72.31	322
N_{Ma}	18.01	0.0	0.0	0.0	0
W_{Ma}	95.41	0.0	0.0	0.0	0
R_{CIE}	39.92	58.66	26.98	64.56	25
J_{CIE}	81.26	−2.17	67.76	67.79	92
G_{CIE}	52.23	−42.26	11.75	43.87	164
B_{CIE}	30.57	1.15	−46.84	46.87	271

%Regularität

g*H,rel = 41

g*C,rel = 52

*n** = 0,00

*n** = 0,25

*n** = 0,50

*n** = 1,0

Schwarzheit *n**

0,25 0,50 0,75 1,00

relative Buntheit *c**

relative Inform. Technology (IT)
*olvi3** 1.0 1.0 1.0 (1.0)
*cmyn3** 0.0 0.0 0.0 (0.0)
*olvi4** 1.0 1.0 1.0 1.0
*cmyn4** 0.0 0.0 0.0 0.0
standard and *adapted* CIELAB
*LAB*LAB* 95.41 −0.97 4.75
*LAB*LABa* 95.41 0.0 0.0
*LAB*TCHa* 99.99 0.01 –
relative CIELAB *lab**
*lab*lab* 1.0 0.0 0.0
*lab*tch* 1.0 0.0 –
*lab*nch* 0.0 0.0 –
relative Natural Colour (NC)
*lab*lrj* 1.0 0.0 0.0
*lab*tce* 1.0 0.0 –
*lab*ncE* 0.0 0.0 –

relative Inform. Technology (IT)
*olvi3** 0.75 0.75 0.75 (1.0)
*cmyn3** 0.25 0.25 0.25 (0.0)
*olvi4** 1.0 1.0 1.0 0.75
*cmyn4** 0.0 0.0 0.0 0.25
standard and *adapted* CIELAB
*LAB*LAB* 76.06 −0.6 3.44
*LAB*LABa* 76.06 0.0 0.0
*LAB*TCHa* 75.0 0.01 –
relative CIELAB *lab**
*lab*lab* 0.75 0.0 0.0
*lab*tch* 0.75 0.0 –
*lab*nch* 0.25 0.0 –
relative Natural Colour (NC)
*lab*lrj* 0.75 0.0 0.0
*lab*tce* 0.75 0.0 –
*lab*ncE* 0.25 0.0 –

relative Inform. Technology (IT)
*olvi3** 0.5 0.5 0.5 (1.0)
*cmyn3** 0.5 0.5 0.5 (0.0)
*olvi4** 1.0 1.0 1.0 0.5
*cmyn4** 0.0 0.0 0.0 0.5
standard and *adapted* CIELAB
*LAB*LAB* 56.71 −0.23 2.14
*LAB*LABa* 56.71 0.0 0.0
*LAB*TCHa* 50.0 0.01 –
relative CIELAB *lab**
*lab*lab* 0.5 0.0 0.0
*lab*tch* 0.5 0.0 –
*lab*nch* 0.5 0.0 –
relative Natural Colour (NC)
*lab*lrj* 0.5 0.0 0.0
*lab*tce* 0.5 0.0 –
*lab*ncE* 0.5 0.0 –

relative Inform. Technology (IT)
*olvi3** 0.25 0.25 0.25 (1.0)
*cmyn3** 0.75 0.75 0.75 (0.0)
*olvi4** 1.0 1.0 1.0 0.25
*cmyn4** 0.0 0.0 0.0 0.75
standard and *adapted* CIELAB
*LAB*LAB* 37.36 0.13 0.83
*LAB*LABa* 37.36 0.0 0.0
*LAB*TCHa* 25.0 0.01 –
relative CIELAB *lab**
*lab*lab* 0.25 0.0 0.0
*lab*tch* 0.25 0.0 –
*lab*nch* 0.75 0.0 –
relative Natural Colour (NC)
*lab*lrj* 0.25 0.0 0.0
*lab*tce* 0.25 0.0 –
*lab*ncE* 0.75 0.0 –

relative Inform. Technology (IT)
*olvi3** 0.0 0.0 0.0 (1.0)
*cmyn3** 1.0 1.0 1.0 (0.0)
*olvi4** 1.0 1.0 1.0 0.0
*cmyn4** 0.0 0.0 0.0 1.0
standard and *adapted* CIELAB
*LAB*LAB* 18.02 0.5 −0.46
*LAB*LABa* 18.02 0.0 0.0
*LAB*TCHa* 0.01 0.01 –
relative CIELAB *lab**
*lab*lab* 0.0 0.0 0.0
*lab*tch* 0.0 0.0 –
*lab*nch* 1.0 0.0 –
relative Natural Colour (NC)
*lab*lrj* 0.0 0.0 0.0
*lab*tce* 0.0 0.0 –
*lab*ncE* 1.0 0.0 –

relative Inform. Technology (IT)
*olvi3** 1.0 1.0 0.5 (1.0)
*cmyn3** 0.0 0.0 0.5 (0.0)
*olvi4** 1.0 1.0 0.5 1.0
*cmyn4** 0.0 0.0 0.5 0.0
standard and *adapted* CIELAB
*LAB*LAB* 94.22 −2.54 26.86
*LAB*LABa* 94.22 −1.58 22.18
*LAB*TCHa* 87.5 22.24 94.1
relative CIELAB *lab**
*lab*lab* 0.985 −0.017 0.249
*lab*tch* 0.875 0.25 0.261
*lab*nch* 0.0 0.25 0.261
relative Natural Colour (NC)
*lab*lrj* 0.985 −0.011 0.25
*lab*tce* 0.875 0.25 0.258
*lab*ncE* 0.0 0.25 j03g

relative Inform. Technology (IT)
*olvi3** 0.75 0.75 0.5 (1.0)
*cmyn3** 0.25 0.25 0.5 (0.0)
*olvi4** 1.0 1.0 0.75 0.75
*cmyn4** 0.0 0.0 0.25 0.25
standard and *adapted* CIELAB
*LAB*LAB* 74.88 −2.17 25.56
*LAB*LABa* 74.88 −1.58 22.19
*LAB*TCHa* 62.5 22.24 94.1
relative CIELAB *lab**
*lab*lab* 0.735 −0.017 0.249
*lab*tch* 0.625 0.25 0.261
*lab*nch* 0.25 0.25 0.261
relative Natural Colour (NC)
*lab*lrj* 0.735 −0.011 0.25
*lab*tce* 0.625 0.25 0.258
*lab*ncE* 0.25 0.25 j03g

relative Inform. Technology (IT)
*olvi3** 0.5 0.5 0.25 (1.0)
*cmyn3** 0.5 0.5 0.75 (0.0)
*olvi4** 1.0 1.0 0.5 0.75
*cmyn4** 0.0 0.0 0.25 0.5
standard and *adapted* CIELAB
*LAB*LAB* 55.53 −1.8 24.26
*LAB*LABa* 55.53 −1.58 22.19
*LAB*TCHa* 37.5 22.24 94.1
relative CIELAB *lab**
*lab*lab* 0.485 −0.017 0.249
*lab*tch* 0.375 0.25 0.261
*lab*nch* 0.5 0.25 0.261
relative Natural Colour (NC)
*lab*lrj* 0.485 −0.011 0.25
*lab*tce* 0.375 0.25 0.258
*lab*ncE* 0.5 0.25 j03g

relative Inform. Technology (IT)
*olvi3** 0.25 0.25 0.0 (1.0)
*cmyn3** 0.75 0.75 1.0 (0.0)
*olvi4** 1.0 1.0 0.75 0.25
*cmyn4** 0.0 0.0 0.25 0.75
standard and *adapted* CIELAB
*LAB*LAB* 36.18 −1.43 22.94
*LAB*LABa* 36.18 −1.58 22.18
*LAB*TCHa* 12.5 22.24 94.1
relative CIELAB *lab**
*lab*lab* 0.235 −0.017 0.249
*lab*tch* 0.125 0.25 0.261
*lab*nch* 0.75 0.25 0.261
relative Natural Colour (NC)
*lab*lrj* 0.235 −0.011 0.25
*lab*tce* 0.125 0.25 0.258
*lab*ncE* 0.75 0.25 j03g

relative Inform. Technology (IT)
*olvi3** 1.0 1.0 0.5 (1.0)
*cmyn3** 0.0 0.0 0.5 (0.0)
*olvi4** 1.0 1.0 0.5 0.5
*cmyn4** 0.0 0.0 0.5 0.0
standard and *adapted* CIELAB
*LAB*LAB* 93.05 −4.11 48.97
*LAB*LABa* 93.05 −3.17 44.37
*LAB*TCHa* 75.0 44.48 94.1
relative CIELAB *lab**
*lab*lab* 0.969 −0.035 0.499
*lab*tch* 0.75 0.5 0.261
*lab*nch* 0.0 0.5 0.261
relative Natural Colour (NC)
*lab*lrj* 0.969 −0.023 0.499
*lab*tce* 0.75 0.5 0.258
*lab*ncE* 0.0 0.5 j03g

relative Inform. Technology (IT)
*olvi3** 0.75 0.75 0.25 (1.0)
*cmyn3** 0.25 0.25 0.75 (0.0)
*olvi4** 1.0 1.0 0.5 0.75
*cmyn4** 0.0 0.0 0.5 0.25
standard and *adapted* CIELAB
*LAB*LAB* 73.7 −3.74 47.67
*LAB*LABa* 73.7 −3.17 44.38
*LAB*TCHa* 50.0 44.49 94.1
relative CIELAB *lab**
*lab*lab* 0.72 −0.035 0.499
*lab*tch* 0.5 0.5 0.261
*lab*nch* 0.25 0.5 0.261
relative Natural Colour (NC)
*lab*lrj* 0.72 −0.023 0.499
*lab*tce* 0.5 0.5 0.258
*lab*ncE* 0.25 0.5 j03g

relative Inform. Technology (IT)
*olvi3** 0.5 0.5 0.0 (1.0)
*cmyn3** 0.5 0.5 1.0 (0.0)
*olvi4** 1.0 1.0 0.5 0.5
*cmyn4** 0.0 0.0 0.5 0.5
standard and *adapted* CIELAB
*LAB*LAB* 54.33 −3.37 46.36
*LAB*LABa* 54.35 −3.17 44.37
*LAB*TCHa* 25.01 44.48 94.1
relative CIELAB *lab**
*lab*lab* 0.47 −0.035 0.499
*lab*tch* 0.25 0.5 0.261
*lab*nch* 0.5 0.5 0.261
relative Natural Colour (NC)
*lab*lrj* 0.47 −0.023 0.499
*lab*tce* 0.25 0.5 0.258
*lab*ncE* 0.5 0.5 j03g

relative Inform. Technology (IT)
*olvi3** 0.75 0.75 0.0 (1.0)
*cmyn3** 0.25 0.25 1.0 (0.0)
*olvi4** 1.0 1.0 0.25 0.75
*cmyn4** 0.0 0.0 0.75 0.25
standard and *adapted* CIELAB
*LAB*LAB* 72.53 −5.31 69.77
*LAB*LABa* 72.53 −4.77 66.55
*LAB*TCHa* 37.51 66.73 94.1
relative CIELAB *lab**
*lab*lab* 0.704 −0.053 0.748
*lab*tch* 0.375 0.75 0.261
*lab*nch* 0.25 0.75 0.261
relative Natural Colour (NC)
*lab*lrj* 0.704 −0.036 0.749
*lab*tce* 0.375 0.75 0.258
*lab*ncE* 0.25 0.75 j03g

relative Inform. Technology (IT)
*olvi3** 1.0 1.0 0.25 (1.0)
*cmyn3** 0.0 0.0 0.75 (0.0)
*olvi4** 1.0 1.0 0.25 1.0
*cmyn4** 0.0 0.0 0.75 0.0
standard and *adapted* CIELAB
*LAB*LAB* 91.87 −5.68 71.07
*LAB*LABa* 91.87 −4.77 66.55
*LAB*TCHa* 62.5 66.73 94.1
relative CIELAB *lab**
*lab*lab* 0.954 −0.053 0.748
*lab*tch* 0.625 0.75 0.261
*lab*nch* 0.0 0.75 0.261
relative Natural Colour (NC)
*lab*lrj* 0.954 −0.036 0.749
*lab*tce* 0.625 0.75 0.258
*lab*ncE* 0.0 0.75 j03g

relative Inform. Technology (IT)
*olvi3** 0.75 0.75 0.0 (1.0)
*cmyn3** 0.25 0.25 1.0 (0.0)
*olvi4** 1.0 1.0 0.0 1.0
*cmyn4** 0.0 0.0 1.0 0.0
standard and *adapted* CIELAB
*LAB*LAB* 90.69 −7.25 93.17
*LAB*LABa* 90.69 −6.36 88.73
*LAB*TCHa* 50.0 88.96 94.1
relative CIELAB *lab**
*lab*lab* 0.939 −0.071 0.997
*lab*tch* 0.5 1.0 0.261
*lab*nch* 0.0 1.0 0.261
relative Natural Colour (NC)
*lab*lrj* 0.939 −0.048 0.999
*lab*tce* 0.5 1.0 0.258
*lab*ncE* 0.0 1.0 j03g

TG500−7, 5 stufige Reihen für konstanten CIELAB Buntton 96/360 = 0.268 (links) 5 stufige Reihen für konstanten CIELAB Buntton 94/360 = 0.261 (rechts)

BAM-Prüfvorlage TG50; Farbmetrik-Systeme ORS18 & ORS18 input: *olv* setrgbcolor*
D65: 2 Koordinatendaten; 5stufige Farbreihen für 10 Bunttöne output: *Startup (S) data dependend*

Siehe ähnliche Dateien: http://www.ps.bam.de/TG50/
Technische Information: http://www.ps.bam.de Version 2.1, io=1,1?

BAM-Registrierung: 20060101-TG50/10Q/Q50G02SP.PS/.PDF BAM-Material: Code=rha4ta
Anwendung für Beurteilung und Messung von Drucker– oder Monitorsystemen
/TG50/ Form: 3/10, Serie: 1/1, Seite: 3 Sektenz hlung 3

Eingabe: Farbmetrisches Reflexions-System ORS18

für Buntton *h* = lab*h = 151/360 = 0.419*
lab*tch* und *lab*nch

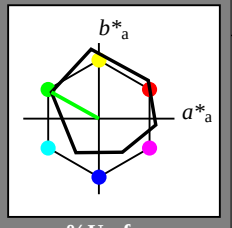

D65: Buntton L
LCH*Ma: 51 72 151
rgb*Ma: 0.0 1.0 0.0

Dreiecks-Helligkeit *t**

%Umfang
u^*_{rel} = 93

ORS18; adaptierte CIELAB-Daten

	$L^*=L^*_a$	a^*_a	b^*_a	$C^*_{ab,a}$	$h^*_{ab,a}$
O_{Ma}	47.94	65.37	50.52	82.62	38
Y_{Ma}	90.37	−10.27	91.77	92.34	96
L_{Ma}	50.9	−62.79	34.95	71.87	151
C_{Ma}	58.62	−30.35	−45.01	54.3	236
V_{Ma}	25.71	31.11	−44.42	54.24	305
M_{Ma}	48.13	75.27	−8.35	75.73	354
N_{Ma}	18.01	0.0	0.0	0.0	0
W_{Ma}	95.41	0.0	0.0	0.0	0
R_{CIE}	39.92	58.66	26.98	64.56	25
J_{CIE}	81.26	−2.17	67.76	67.79	92
G_{CIE}	52.23	−42.26	11.75	43.87	164
B_{CIE}	30.57	1.15	−46.84	46.87	271

%Regularität
$g^*_{H,rel}$ = 57
$g^*_{C,rel}$ = 59

1,00
0,75
0,25
0,00

*n** = 1,0 *n** = 0,50 *n** = 0,25 *n** = 0,00

Schwarzheit *n**

0,25 0,50 0,75 1,00

relative Buntheit *c**

TG500−7, 5 stufige Reihen für konstanten CIELAB Buntton 151/360 = 0.419 (links)

Ausgabe: Farbmetrisches Reflexions-System MRS18

für Buntton *h* = lab*h = 172/360 = 0.479*
lab*tch* und *lab*nch

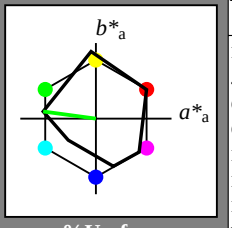

D65: Buntton G
LCH*Ma: 52 70 172
rgb*Ma: 0.0 1.0 0.0

Dreiecks-Helligkeit *t**

%Umfang
u^*_{rel} = 91

MRS18; adaptierte CIELAB-Daten

	$L^*=L^*_a$	a^*_a	b^*_a	$C^*_{ab,a}$	$h^*_{ab,a}$
R_{Ma}	49.63	66.96	38.37	77.18	30
J_{Ma}	90.7	−6.36	88.75	88.98	94
G_{Ma}	52.11	−69.73	9.44	70.37	172
$G50B_{Ma}$	45.03	−36.57	−28.47	46.36	218
B_{Ma}	36.65	23.19	−63.05	67.18	290
$B50R_{Ma}$	34.94	57.17	−44.26	72.31	322
N_{Ma}	18.01	0.0	0.0	0.0	0
W_{Ma}	95.41	0.0	0.0	0.0	0
R_{CIE}	39.92	58.66	26.98	64.56	25
J_{CIE}	81.26	−2.17	67.76	67.79	92
G_{CIE}	52.23	−42.26	11.75	43.87	164
B_{CIE}	30.57	1.15	−46.84	46.87	271

%Regularität
$g^*_{H,rel}$ = 41
$g^*_{C,rel}$ = 52

*n** = 1,0 *n** = 0,50 *n** = 0,25 *n** = 0,00

Schwarzheit *n**

0,25 0,50 0,75 1,00

relative Buntheit *c**

5 stufige Reihen für konstanten CIELAB Buntton 172/360 = 0.479 (rechts)

BAM-Prüfvorlage TG50; Farbmetrik-Systeme ORS18 & ORS18 input: *olv* setrgbcolor*
D65: 2 Koordinatendaten; 5stufige Farbreihen für 10 Bunttöne output: *Startup (S) data dependend*

Siehe ähnliche Dateien: http://www.ps.bam.de/TG50/
Technische Information: http://www.ps.bam.de Version 2.1, io=1,1?

BAM-Registrierung: 20060101-TG50/10Q/Q50G03SP.PS/.PDF BAM-Material: Code=rha4ta
Anwendung für Beurteilung und Messung von Drucker– oder Monitorsystemen
/TG50/ Form: 4/10, Serie: 1/1, Seite: 4 Seitenz hlung 4

Eingabe: Farbmetrisches Reflexions-System ORS18

für Buntton *h = lab*h = 236/360 = 0.656***
lab*tch* und *lab*nch

D65: Buntton C
LCH*Ma: 59 54 236
rgb*Ma: 0.0 1.0 1.0

Dreiecks-Helligkeit *t**

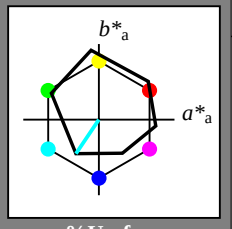

%Umfang
u*rel = 93

ORS18; adaptierte CIELAB-Daten

	L*=L*a	a*a	b*a	C*ab,a	h*ab,a
O_{Ma}	47.94	65.37	50.52	82.62	38
Y_{Ma}	90.37	−10.27	91.77	92.34	96
L_{Ma}	50.9	−62.79	34.95	71.87	151
C_{Ma}	58.62	−30.35	−45.01	54.3	236
V_{Ma}	25.71	31.11	−44.42	54.24	305
M_{Ma}	48.13	75.27	−8.35	75.73	354
N_{Ma}	18.01	0.0	0.0	0.0	0
W_{Ma}	95.41	0.0	0.0	0.0	0
R_{CIE}	39.92	58.66	26.98	64.56	25
J_{CIE}	81.26	−2.17	67.76	67.79	92
G_{CIE}	52.23	−42.26	11.75	43.87	164
B_{CIE}	30.57	1.15	−46.84	46.87	271

%Regularität
g*H,rel = 57
g*C,rel = 59

Ausgabe: Farbmetrisches Reflexions-System MRS18

für Buntton *h = lab*h = 218/360 = 0.605***
lab*tch* und *lab*nch

D65: Buntton G50B
LCH*Ma: 45 46 218
rgb*Ma: 0.0 1.0 1.0

Dreiecks-Helligkeit *t**

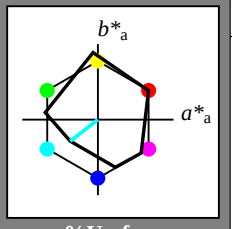

%Umfang
u*rel = 91

MRS18; adaptierte CIELAB-Daten

	L*=L*a	a*a	b*a	C*ab,a	h*ab,a
R_{Ma}	49.63	66.96	38.37	77.18	30
J_{Ma}	90.7	−6.36	88.75	88.98	94
G_{Ma}	52.11	−69.73	9.44	70.37	172
$G50B_{Ma}$	45.03	−36.57	−28.47	46.36	218
B_{Ma}	36.65	23.19	−63.05	67.18	290
$B50R_{Ma}$	34.94	57.17	−44.26	72.31	322
N_{Ma}	18.01	0.0	0.0	0.0	0
W_{Ma}	95.41	0.0	0.0	0.0	0
R_{CIE}	39.92	58.66	26.98	64.56	25
J_{CIE}	81.26	−2.17	67.76	67.79	92
G_{CIE}	52.23	−42.26	11.75	43.87	164
B_{CIE}	30.57	1.15	−46.84	46.87	271

%Regularität
g*H,rel = 41
g*C,rel = 52

1,00

0,75

0,25

0,00

Schwarzheit *n**

*n** = 1,0 · *n** = 0,50 · *n** = 0,25 · *n** = 0,00

0,25 · 0,50 · 0,75 · 1,00

relative Buntheit *c**

relative Inform. Technology (IT)
*olvi3** 1.0 1.0 1.0 (1.0)
*cmyn3** 0.0 0.0 0.0 (0.0)
*olvi4** 1.0 1.0 1.0 1.0
*cmyn4** 0.0 0.0 0.0 0.0
standard and adapted CIELAB
*LAB*LAB* 95.41 −0.97 4.75
*LAB*LABa* 95.41 0.0 0.0
*LAB*TCHa* 99.99 0.01 –
relative CIELAB *lab**
*lab*lab* 1.0 0.0 0.0
*lab*tch* 1.0 0.0 –
*lab*nch* 0.0 0.0 –
relative Natural Colour (NC)
*lab*lrj* 1.0 0.0 0.0
*lab*tce* 1.0 0.0 –
*lab*ncE* 0.0 0.0 –

relative Inform. Technology (IT)
*olvi3** 0.75 0.75 0.75 (1.0)
*cmyn3** 0.25 0.25 0.25 (0.0)
*olvi4** 1.0 1.0 1.0 0.75
*cmyn4** 0.0 0.0 0.0 0.25
standard and adapted CIELAB
*LAB*LAB* 76.06 −0.6 3.44
*LAB*LABa* 76.06 0.0 0.0
*LAB*TCHa* 75.0 0.01 –
relative CIELAB *lab**
*lab*lab* 0.75 0.0 0.0
*lab*tch* 0.75 0.0 –
*lab*nch* 0.25 0.0 –
relative Natural Colour (NC)
*lab*lrj* 0.75 0.0 0.0
*lab*tce* 0.75 0.0 –
*lab*ncE* 0.25 0.0 –

relative Inform. Technology (IT)
*olvi3** 0.5 0.5 0.5 (1.0)
*cmyn3** 0.5 0.5 0.5 (0.0)
*olvi4** 1.0 1.0 1.0 0.5
*cmyn4** 0.0 0.0 0.0 0.5
standard and adapted CIELAB
*LAB*LAB* 56.71 −0.23 2.14
*LAB*LABa* 56.71 0.0 0.0
*LAB*TCHa* 50.0 0.01 –
relative CIELAB *lab**
*lab*lab* 0.5 0.0 0.0
*lab*tch* 0.5 0.0 –
*lab*nch* 0.5 0.0 –
relative Natural Colour (NC)
*lab*lrj* 0.5 0.0 0.0
*lab*tce* 0.5 0.0 –
*lab*ncE* 0.5 0.0 –

relative Inform. Technology (IT)
*olvi3** 0.25 0.25 0.25 (1.0)
*cmyn3** 0.75 0.75 0.75 (0.0)
*olvi4** 1.0 1.0 1.0 0.25
*cmyn4** 0.0 0.0 0.0 0.75
standard and adapted CIELAB
*LAB*LAB* 37.36 0.13 0.83
*LAB*LABa* 37.36 0.0 0.0
*LAB*TCHa* 25.0 0.01 –
relative CIELAB *lab**
*lab*lab* 0.25 0.0 0.0
*lab*tch* 0.25 0.0 –
*lab*nch* 0.75 0.0 –
relative Natural Colour (NC)
*lab*lrj* 0.25 0.0 0.0
*lab*tce* 0.25 0.0 –
*lab*ncE* 0.75 0.0 –

relative Inform. Technology (IT)
*olvi3** 0.0 0.0 0.0 (1.0)
*cmyn3** 1.0 1.0 1.0 (0.0)
*olvi4** 1.0 1.0 1.0 0.0
*cmyn4** 0.0 0.0 0.0 1.0
standard and adapted CIELAB
*LAB*LAB* 18.02 0.5 −0.46
*LAB*LABa* 18.02 0.0 0.0
*LAB*TCHa* 0.01 0.01 –
relative CIELAB *lab**
*lab*lab* 0.0 0.0 0.0
*lab*tch* 0.0 0.0 –
*lab*nch* 1.0 0.0 –
relative Natural Colour (NC)
*lab*lrj* 0.0 0.0 0.0
*lab*tce* 0.0 0.0 –
*lab*ncE* 1.0 0.0 –

relative Inform. Technology (IT)
*olvi3** 0.75 1.0 1.0 (1.0)
*cmyn3** 0.25 0.0 0.0 (0.0)
*olvi4** 0.75 1.0 1.0 1.0
*cmyn4** 0.25 0.0 0.0 0.0
standard and adapted CIELAB
*LAB*LAB* 86.21 −8.38 −7.1
*LAB*LABa* 86.21 −7.58 −11.24
*LAB*TCHa* 87.5 13.57 236.01
relative CIELAB *lab**
*lab*lab* 0.881 −0.139 −0.206
*lab*tch* 0.875 0.25 0.656
*lab*nch* 0.0 0.25 0.656
relative Natural Colour (NC)
*lab*lrj* 0.881 −0.123 −0.216
*lab*tce* 0.875 0.25 0.667
*lab*ncE* 0.0 0.25 g66b

relative Inform. Technology (IT)
*olvi3** 0.5 0.75 0.75 (1.0)
*cmyn3** 0.5 0.25 0.25 (0.0)
*olvi4** 0.75 1.0 1.0 0.75
*cmyn4** 0.25 0.0 0.0 0.25
standard and adapted CIELAB
*LAB*LAB* 66.86 −8.01 −8.41
*LAB*LABa* 66.86 −7.58 −11.25
*LAB*TCHa* 62.5 13.58 236.01
relative CIELAB *lab**
*lab*lab* 0.631 −0.139 −0.206
*lab*tch* 0.625 0.25 0.656
*lab*nch* 0.25 0.25 0.656
relative Natural Colour (NC)
*lab*lrj* 0.631 −0.123 −0.216
*lab*tce* 0.625 0.25 0.667
*lab*ncE* 0.25 0.25 g66b

relative Inform. Technology (IT)
*olvi3** 0.25 0.75 0.75 (1.0)
*cmyn3** 0.75 0.25 0.25 (0.0)
*olvi4** 0.5 1.0 1.0 0.75
*cmyn4** 0.5 0.0 0.0 0.25
standard and adapted CIELAB
*LAB*LAB* 47.51 −7.64 −9.72
*LAB*LABa* 47.51 −7.58 −11.25
*LAB*TCHa* 37.5 13.58 236.01
relative CIELAB *lab**
*lab*lab* 0.381 −0.139 −0.206
*lab*tch* 0.375 0.25 0.656
*lab*nch* 0.5 0.25 0.656
relative Natural Colour (NC)
*lab*lrj* 0.381 −0.123 −0.216
*lab*tce* 0.375 0.25 0.667
*lab*ncE* 0.5 0.25 g66b

relative Inform. Technology (IT)
*olvi3** 0.0 0.25 0.25 (1.0)
*cmyn3** 1.0 0.75 0.75 (0.0)
*olvi4** 0.75 1.0 1.0 0.25
*cmyn4** 0.25 0.0 0.0 0.75
standard and adapted CIELAB
*LAB*LAB* 28.17 −7.27 −11.02
*LAB*LABa* 28.17 −7.58 −11.24
*LAB*TCHa* 12.5 13.57 236.01
relative CIELAB *lab**
*lab*lab* 0.131 −0.139 −0.206
*lab*tch* 0.125 0.25 0.656
*lab*nch* 0.75 0.25 0.656
relative Natural Colour (NC)
*lab*lrj* 0.131 −0.123 −0.216
*lab*tce* 0.125 0.25 0.667
*lab*ncE* 0.75 0.25 g66b

relative Inform. Technology (IT)
*olvi3** 0.0 0.5 0.5 (1.0)
*cmyn3** 0.5 0.5 0.5 (0.0)
*olvi4** 0.5 1.0 1.0 0.5
*cmyn4** 0.5 0.0 0.0 0.5
standard and adapted CIELAB
*LAB*LAB* 38.32 −15.05 −21.59
*LAB*LABa* 38.32 −15.16 −22.5
*LAB*TCHa* 25.01 27.15 236.01
relative CIELAB *lab**
*lab*lab* 0.262 −0.278 −0.413
*lab*tch* 0.25 0.5 0.656
*lab*nch* 0.5 0.5 0.656
relative Natural Colour (NC)
*lab*lrj* 0.262 −0.247 −0.433
*lab*tce* 0.25 0.5 0.667
*lab*ncE* 0.5 0.5 g66b

relative Inform. Technology (IT)
*olvi3** 0.5 1.0 1.0 (1.0)
*cmyn3** 0.5 0.0 0.0 (0.0)
*olvi4** 0.5 1.0 1.0 1.0
*cmyn4** 0.5 0.0 0.0 0.0
standard and adapted CIELAB
*LAB*LAB* 77.01 −15.79 −18.98
*LAB*LABa* 77.01 −15.16 −22.5
*LAB*TCHa* 75.0 27.15 236.01
relative CIELAB *lab**
*lab*lab* 0.762 −0.278 −0.413
*lab*tch* 0.75 0.5 0.656
*lab*nch* 0.0 0.5 0.656
relative Natural Colour (NC)
*lab*lrj* 0.762 −0.247 −0.433
*lab*tce* 0.75 0.5 0.667
*lab*ncE* 0.0 0.5 g66b

relative Inform. Technology (IT)
*olvi3** 0.25 0.75 0.75 (1.0)
*cmyn3** 0.75 0.25 0.25 (0.0)
*olvi4** 0.5 1.0 1.0 0.75
*cmyn4** 0.5 0.0 0.0 0.25
standard and adapted CIELAB
*LAB*LAB* 57.66 −15.42 −20.29
*LAB*LABa* 57.66 −15.17 −22.5
*LAB*TCHa* 50.0 27.15 236.01
relative CIELAB *lab**
*lab*lab* 0.512 −0.279 −0.414
*lab*tch* 0.5 0.5 0.656
*lab*nch* 0.25 0.5 0.656
relative Natural Colour (NC)
*lab*lrj* 0.512 −0.247 −0.433
*lab*tce* 0.5 0.5 0.667
*lab*ncE* 0.25 0.5 g66b

relative Inform. Technology (IT)
*olvi3** 0.0 0.5 0.5 (1.0)
*cmyn3** 1.0 0.5 0.5 (0.0)
*olvi4** 0.5 1.0 1.0 1.0
*cmyn4** 0.5 0.0 0.0 0.5
standard and adapted CIELAB
*LAB*LAB* 38.32 −15.05 −21.59
*LAB*LABa* 38.32 −15.16 −22.5
*LAB*TCHa* 25.01 27.15 236.01
relative CIELAB *lab**
*lab*lab* 0.262 −0.278 −0.413
*lab*tch* 0.25 0.5 0.656
*lab*nch* 0.5 0.5 0.656
relative Natural Colour (NC)
*lab*lrj* 0.262 −0.247 −0.433
*lab*tce* 0.25 0.5 0.667
*lab*ncE* 0.5 0.5 g66b

relative Inform. Technology (IT)
*olvi3** 0.75 0.75 0.75 (1.0)
*cmyn3** 0.25 0.25 0.25 (0.0)
*olvi4** 1.0 1.0 1.0 0.75
*cmyn4** 0.0 0.0 0.0 0.25
standard and adapted CIELAB
*LAB*LAB* 76.06 −0.6 3.44
*LAB*LABa* 76.06 0.0 0.0
*LAB*TCHa* 75.0 0.01 –
relative CIELAB *lab**
*lab*lab* 0.75 0.0 0.0
*lab*tch* 0.75 0.0 –
*lab*nch* 0.25 0.0 –
relative Natural Colour (NC)
*lab*lrj* 0.75 0.0 0.0
*lab*tce* 0.75 0.0 –
*lab*ncE* 0.25 0.0 –

relative Inform. Technology (IT)
*olvi3** 0.25 1.0 1.0 (1.0)
*cmyn3** 0.75 0.0 0.0 (0.0)
*olvi4** 0.25 1.0 1.0 1.0
*cmyn4** 0.75 0.0 0.0 0.0
standard and adapted CIELAB
*LAB*LAB* 67.81 −23.21 −30.86
*LAB*LABa* 67.81 −22.75 −33.75
*LAB*TCHa* 62.5 40.72 236.01
relative CIELAB *lab**
*lab*lab* 0.643 −0.418 −0.621
*lab*tch* 0.625 0.75 0.656
*lab*nch* 0.0 0.75 0.656
relative Natural Colour (NC)
*lab*lrj* 0.643 −0.371 −0.65
*lab*tce* 0.625 0.75 0.667
*lab*ncE* 0.0 0.75 g66b

relative Inform. Technology (IT)
*olvi3** 0.0 1.0 1.0 (1.0)
*cmyn3** 1.0 0.0 0.0 (0.0)
*olvi4** 0.0 1.0 1.0 0.0
*cmyn4** 1.0 0.0 0.0 0.0
standard and adapted CIELAB
*LAB*LAB* 58.62 −30.62 −42.73
*LAB*LABa* 58.62 −30.34 −45.01
*LAB*TCHa* 50.0 54.29 236.01
relative CIELAB *lab**
*lab*lab* 0.525 −0.558 −0.828
*lab*tch* 0.5 1.0 0.656
*lab*nch* 0.0 1.0 0.656
relative Natural Colour (NC)
*lab*lrj* 0.525 −0.496 −0.867
*lab*tce* 0.5 1.0 0.667
*lab*ncE* 0.0 1.0 g66b

relative Inform. Technology (IT)
*olvi3** 0.5 1.0 1.0 (1.0)
*cmyn3** 0.5 0.0 0.0 (0.0)
*olvi4** 0.5 1.0 1.0 1.0
*cmyn4** 0.5 0.0 0.0 0.0
standard and adapted CIELAB
*LAB*LAB* 82.81 −9.87 −3.2
*LAB*LABa* 82.81 −9.13 −7.11
*LAB*TCHa* 87.5 11.58 217.91
relative CIELAB *lab**
*lab*lab* 0.837 −0.196 −0.153
*lab*tch* 0.875 0.25 0.605
*lab*nch* 0.0 0.25 0.605
relative Natural Colour (NC)
*lab*lrj* 0.837 −0.176 −0.176
*lab*tce* 0.875 0.25 0.625
*lab*ncE* 0.0 0.25 g49b

relative Inform. Technology (IT)
*olvi3** 0.75 0.75 0.75 (1.0)
*cmyn3** 0.25 0.0 0.0 (0.0)
*olvi4** 0.75 1.0 1.0 1.0
*cmyn4** 0.25 0.0 0.0 0.0
standard and adapted CIELAB
*LAB*LAB* 70.21 −18.77 −11.17
*LAB*LABa* 70.21 −18.27 −14.23
*LAB*TCHa* 75.0 23.17 217.91
relative CIELAB *lab**
*lab*lab* 0.674 −0.393 −0.306
*lab*tch* 0.75 0.5 0.605
*lab*nch* 0.0 0.5 0.605
relative Natural Colour (NC)
*lab*lrj* 0.674 −0.353 −0.352
*lab*tce* 0.75 0.5 0.625
*lab*ncE* 0.0 0.5 g49b

relative Inform. Technology (IT)
*olvi3** 0.5 0.75 0.75 (1.0)
*cmyn3** 0.5 0.25 0.25 (0.0)
*olvi4** 0.75 1.0 1.0 0.75
*cmyn4** 0.25 0.0 0.0 0.25
standard and adapted CIELAB
*LAB*LAB* 63.46 −9.5 −4.51
*LAB*LABa* 63.46 −9.13 −7.11
*LAB*TCHa* 62.5 11.59 217.91
relative CIELAB *lab**
*lab*lab* 0.587 −0.196 −0.153
*lab*tch* 0.625 0.25 0.605
*lab*nch* 0.25 0.25 0.605
relative Natural Colour (NC)
*lab*lrj* 0.587 −0.176 −0.176
*lab*tce* 0.625 0.25 0.625
*lab*ncE* 0.25 0.25 g49b

relative Inform. Technology (IT)
*olvi3** 0.25 0.75 0.75 (1.0)
*cmyn3** 0.75 0.25 0.25 (0.0)
*olvi4** 0.5 1.0 1.0 0.75
*cmyn4** 0.5 0.0 0.0 0.25
standard and adapted CIELAB
*LAB*LAB* 50.87 −18.4 −12.48
*LAB*LABa* 50.87 −18.28 −14.23
*LAB*TCHa* 50.0 23.18 217.91
relative CIELAB *lab**
*lab*lab* 0.425 −0.394 −0.306
*lab*tch* 0.5 0.5 0.605
*lab*nch* 0.25 0.5 0.605
relative Natural Colour (NC)
*lab*lrj* 0.425 −0.353 −0.352
*lab*tce* 0.5 0.5 0.625
*lab*ncE* 0.25 0.5 g49b

relative Inform. Technology (IT)
*olvi3** 0.0 0.75 0.75 (1.0)
*cmyn3** 1.0 0.25 0.25 (0.0)
*olvi4** 0.25 1.0 1.0 0.75
*cmyn4** 0.75 0.0 0.0 0.25
standard and adapted CIELAB
*LAB*LAB* 38.28 −27.3 −20.44
*LAB*LABa* 38.28 −27.42 −21.35
*LAB*TCHa* 37.51 34.76 217.91
relative CIELAB *lab**
*lab*lab* 0.262 −0.591 −0.46
*lab*tch* 0.375 0.75 0.605
*lab*nch* 0.25 0.75 0.605
relative Natural Colour (NC)
*lab*lrj* 0.262 −0.529 −0.529
*lab*tce* 0.375 0.75 0.625
*lab*ncE* 0.25 0.75 g49b

relative Inform. Technology (IT)
*olvi3** 0.0 1.0 1.0 (1.0)
*cmyn3** 1.0 0.0 0.0 (0.0)
*olvi4** 0.0 1.0 1.0 1.0
*cmyn4** 1.0 0.0 0.0 0.0
standard and adapted CIELAB
*LAB*LAB* 45.03 −36.57 −27.11
*LAB*LABa* 45.03 −36.56 −28.47
*LAB*TCHa* 50.0 46.35 217.91
relative CIELAB *lab**
*lab*lab* 0.349 −0.788 −0.613
*lab*tch* 0.5 1.0 0.605
*lab*nch* 0.0 1.0 0.605
relative Natural Colour (NC)
*lab*lrj* 0.349 −0.706 −0.706
*lab*tce* 0.5 1.0 0.625
*lab*ncE* 0.0 1.0 g49b

relative Inform. Technology (IT)
*olvi3** 0.0 0.25 0.25 (1.0)
*cmyn3** 1.0 0.75 0.75 (0.0)
*olvi4** 0.75 1.0 1.0 0.25
*cmyn4** 0.25 0.0 0.0 0.75
standard and adapted CIELAB
*LAB*LAB* 36.36 0.13 0.83
*LAB*LABa* 36.36 0.0 0.0
*LAB*TCHa* 25.0 0.01 –
relative CIELAB *lab**
*lab*lab* 0.25 0.0 0.0
*lab*tch* 0.25 0.0 –
*lab*nch* 0.75 0.0 –
relative Natural Colour (NC)
*lab*lrj* 0.25 0.0 0.0
*lab*tce* 0.25 0.0 –
*lab*ncE* 0.75 0.0 –

relative Inform. Technology (IT)
*olvi3** 0.0 0.0 0.0 (1.0)
*cmyn3** 1.0 1.0 1.0 (0.0)
*olvi4** 1.0 1.0 1.0 0.0
*cmyn4** 0.0 0.0 0.0 1.0
standard and adapted CIELAB
*LAB*LAB* 18.02 0.5 −0.46
*LAB*LABa* 18.02 0.0 0.0
*LAB*TCHa* 0.01 0.01 –
relative CIELAB *lab**
*lab*lab* 0.0 0.0 0.0
*lab*tch* 0.0 0.0 –
*lab*nch* 1.0 0.0 –
relative Natural Colour (NC)
*lab*lrj* 0.0 0.0 0.0
*lab*tce* 0.0 0.0 –
*lab*ncE* 1.0 0.0 –

relative Inform. Technology (IT)
*olvi3** 0.75 1.0 1.0 (1.0)
*cmyn3** 0.25 0.0 0.0 (0.0)
*olvi4** 0.75 1.0 1.0 1.0
*cmyn4** 0.25 0.0 0.0 0.0
standard and adapted CIELAB
*LAB*LAB* 24.77 −8.76 −7.12
*LAB*LABa* 24.77 −9.13 −7.11
*LAB*TCHa* 12.5 11.58 217.91
relative CIELAB *lab**
*lab*lab* 0.087 −0.196 −0.153
*lab*tch* 0.125 0.25 0.605
*lab*nch* 0.75 0.25 0.605
relative Natural Colour (NC)
*lab*lrj* 0.087 −0.176 −0.176
*lab*tce* 0.125 0.25 0.625
*lab*ncE* 0.75 0.25 g49b

relative Inform. Technology (IT)
*olvi3** 0.5 1.0 1.0 (1.0)
*cmyn3** 0.5 0.0 0.0 (0.0)
*olvi4** 0.5 1.0 1.0 1.0
*cmyn4** 0.5 0.0 0.0 0.0
standard and adapted CIELAB
*LAB*LAB* 31.52 −18.03 −13.78
*LAB*LABa* 31.52 −18.27 −14.23
*LAB*TCHa* 25.01 23.17 217.91
relative CIELAB *lab**
*lab*lab* 0.175 −0.393 −0.306
*lab*tch* 0.25 0.5 0.605
*lab*nch* 0.5 0.5 0.605
relative Natural Colour (NC)
*lab*lrj* 0.175 −0.353 −0.352
*lab*tce* 0.25 0.5 0.625
*lab*ncE* 0.5 0.5 g49b

TG500−7, 5 stufige Reihen für konstanten CIELAB Buntton 236/360 = 0.656 (links)

5 stufige Reihen für konstanten CIELAB Buntton 218/360 = 0.605 (rechts)

www.ps.bam.de/TG50/10Q/Q50G04SP.PS/.PDF;
S: Ausgabe-Linearisierung (OL-Daten) TG50/10Q/Q50G04SP.DAT im Distiller Startup (S) Directory

Siehe ähnliche Dateien: http://www.ps.bam.de/TG50/
Technische Information: http://www.ps.bam.de Version 2.1, io=1,1?

BAM-Registrierung: 20060101-TG50/10Q/Q50G04SP.PS/.PDF BAM-Material: Code=rha4ta
Anwendung für Beurteilung und Messung von Drucker– oder Monitorsystemen
/TG50/ Form: 5/10, Serie: 1/1, Seite: 5 Sattelstreifung 5

Eingabe: Farbmetrisches Reflexions-System ORS18

für Buntton *h* = lab*h = 305/360 = 0.847*
lab*tch* und *lab*nch

D65: Buntton V
LCH*Ma: 26 54 305
rgb*Ma: 0.0 0.0 1.0

Dreiecks-Helligkeit *t**

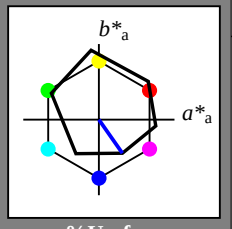

%Umfang
u^*_{rel} = 93

ORS18; adaptierte CIELAB-Daten

	$L^*=L^*_a$	a^*_a	b^*_a	$C^*_{ab,a}$	$h^*_{ab,a}$
O_{Ma}	47.94	65.37	50.52	82.62	38
Y_{Ma}	90.37	−10.27	91.77	92.34	96
L_{Ma}	50.9	−62.79	34.95	71.87	151
C_{Ma}	58.62	−30.35	−45.01	54.3	236
V_{Ma}	25.71	31.11	−44.42	54.24	305
M_{Ma}	48.13	75.27	−8.35	75.73	354
N_{Ma}	18.01	0.0	0.0	0.0	0
W_{Ma}	95.41	0.0	0.0	0.0	0
R_{CIE}	39.92	58.66	26.98	64.56	25
J_{CIE}	81.26	−2.17	67.76	67.79	92
G_{CIE}	52.23	−42.26	11.75	43.87	164
B_{CIE}	30.57	1.15	−46.84	46.87	271

%Regularität
$g^*_{H,rel}$ = 57
$g^*_{C,rel}$ = 59

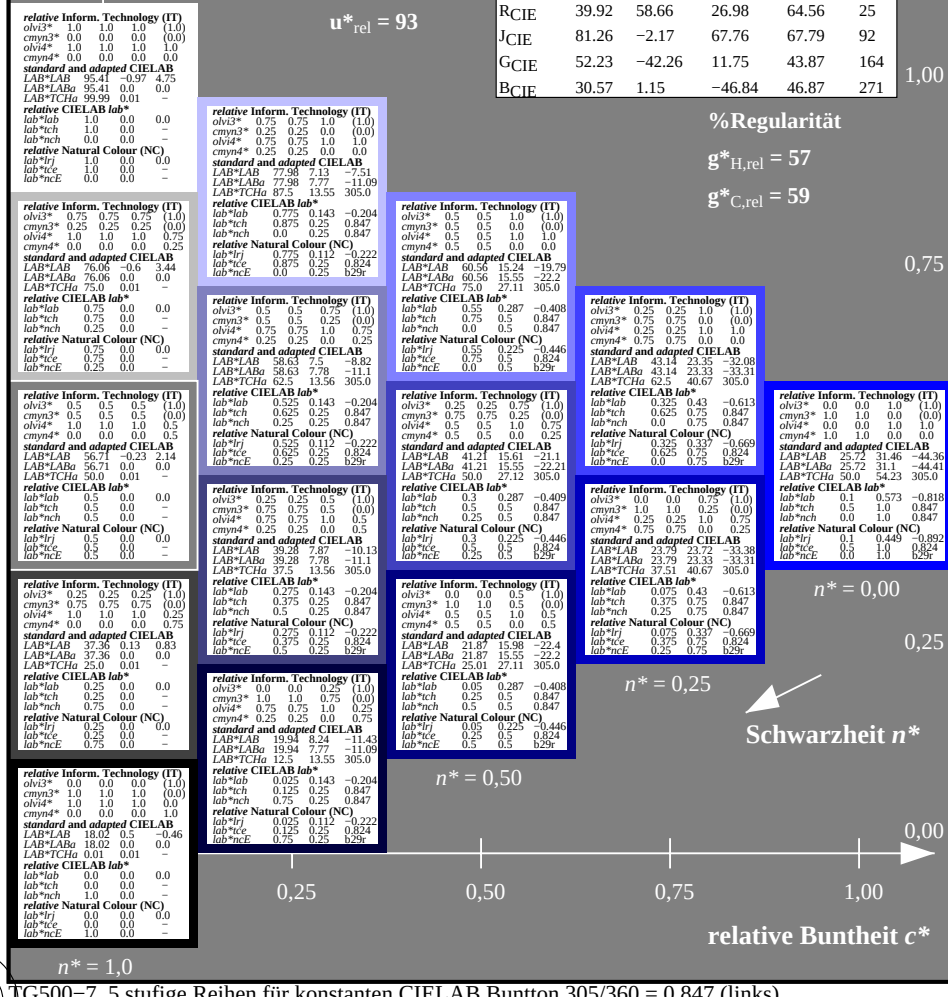

TG500−7, 5 stufige Reihen für konstanten CIELAB Buntton 305/360 = 0.847 (links)

Ausgabe: Farbmetrisches Reflexions-System MRS18

für Buntton *h* = lab*h = 290/360 = 0.806*
lab*tch* und *lab*nch

D65: Buntton B
LCH*Ma: 37 67 290
rgb*Ma: 0.0 0.0 1.0

Dreiecks-Helligkeit *t**

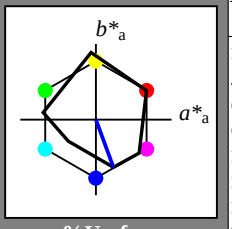

%Umfang
u^*_{rel} = 91

MRS18; adaptierte CIELAB-Daten

	$L^*=L^*_a$	a^*_a	b^*_a	$C^*_{ab,a}$	$h^*_{ab,a}$
R_{Ma}	49.63	66.96	38.37	77.18	30
J_{Ma}	90.7	−6.36	88.75	88.98	94
G_{Ma}	52.11	−69.73	9.44	70.37	172
$G50B_{Ma}$	45.03	−36.57	−28.47	46.36	218
B_{Ma}	36.65	23.19	−63.05	67.18	290
$B50R_{Ma}$	34.94	57.17	−44.26	72.31	322
N_{Ma}	18.01	0.0	0.0	0.0	0
W_{Ma}	95.41	0.0	0.0	0.0	0
R_{CIE}	39.92	58.66	26.98	64.56	25
J_{CIE}	81.26	−2.17	67.76	67.79	92
G_{CIE}	52.23	−42.26	11.75	43.87	164
B_{CIE}	30.57	1.15	−46.84	46.87	271

%Regularität
$g^*_{H,rel}$ = 41
$g^*_{C,rel}$ = 52

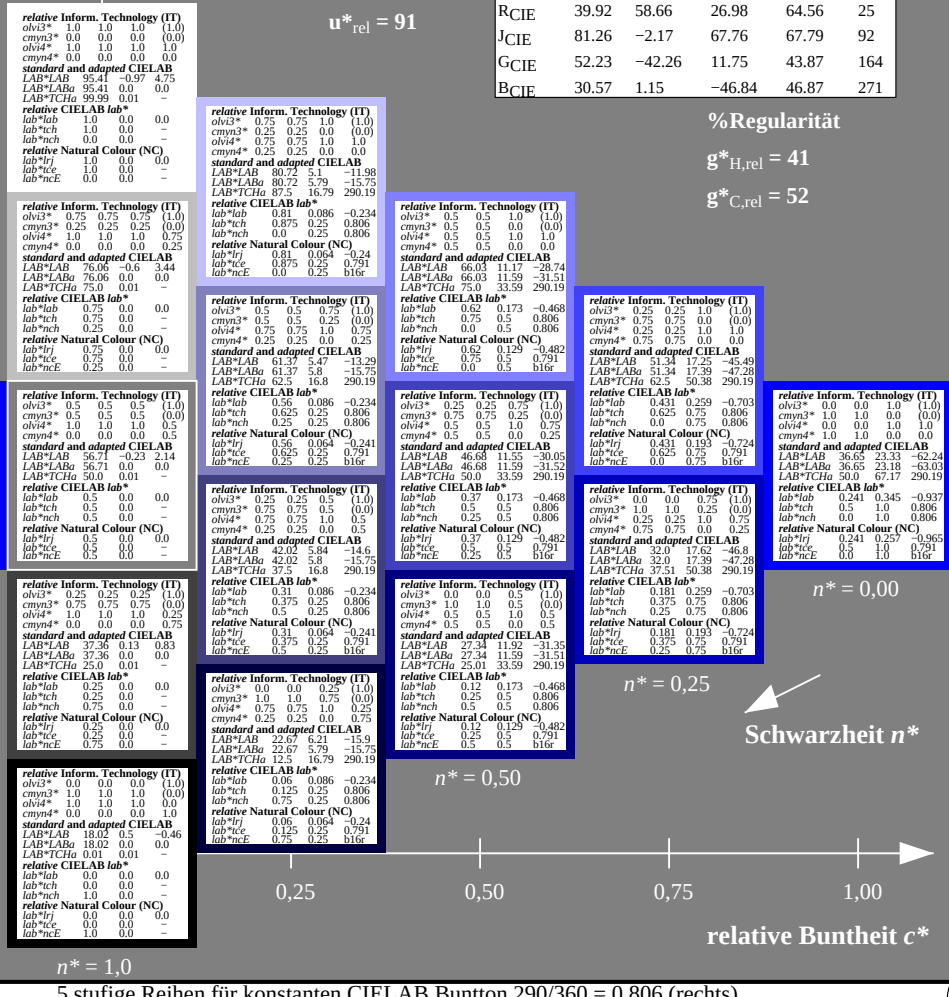

5 stufige Reihen für konstanten CIELAB Buntton 290/360 = 0.806 (rechts)

BAM-Prüfvorlage TG50; Farbmetrik-Systeme ORS18 & ORS18 input: *olv* setrgbcolor*
D65: 2 Koordinatendaten; 5stufige Farbreihen für 10 Bunttöne output: *Startup (S) data dependend*

Siehe ähnliche Dateien: http://www.ps.bam.de/TG50/
Technische Information: http://www.ps.bam.de Version 2.1, io=1,1?

BAM-Registrierung: 20060101-TG50/10Q/Q50G05SP.PS/.PDF BAM-Material: Code=rha4ta
Anwendung für Beurteilung und Messung von Drucker– oder Monitorsystemen
/TG50/ Form: 6/10, Serie: 1/1, Seite: 6 Sattenz hlung 6

Eingabe: Farbmetrisches Reflexions-System ORS18

für Buntton *h* = lab*h = 354/360 = 0.982*
lab*tch* und *lab*nch

D65: Buntton M
LCH*Ma: 48 76 354
rgb*Ma: 1.0 0.0 1.0

Dreiecks-Helligkeit *t**

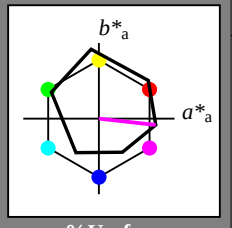

%Umfang

u^*_{rel} = 93

ORS18; adaptierte CIELAB-Daten

	$L^*=L^*_a$	a^*_a	b^*_a	$C^*_{ab,a}$	$h^*_{ab,a}$
O_{Ma}	47.94	65.37	50.52	82.62	38
Y_{Ma}	90.37	−10.27	91.77	92.34	96
L_{Ma}	50.9	−62.79	34.95	71.87	151
C_{Ma}	58.62	−30.35	−45.01	54.3	236
V_{Ma}	25.71	31.11	−44.42	54.24	305
M_{Ma}	48.13	75.27	−8.35	75.73	354
N_{Ma}	18.01	0.0	0.0	0.0	0
W_{Ma}	95.41	0.0	0.0	0.0	0
R_{CIE}	39.92	58.66	26.98	64.56	25
J_{CIE}	81.26	−2.17	67.76	67.79	92
G_{CIE}	52.23	−42.26	11.75	43.87	164
B_{CIE}	30.57	1.15	−46.84	46.87	271

%Regularität

$g^*_{H,rel}$ = 57

$g^*_{C,rel}$ = 59

Ausgabe: Farbmetrisches Reflexions-System MRS18

für Buntton *h* = lab*h = 322/360 = 0.895*
lab*tch* und *lab*nch

D65: Buntton B50R
LCH*Ma: 35 72 322
rgb*Ma: 1.0 0.0 1.0

Dreiecks-Helligkeit *t**

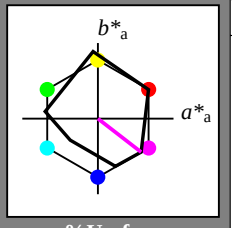

%Umfang

u^*_{rel} = 91

MRS18; adaptierte CIELAB-Daten

	$L^*=L^*_a$	a^*_a	b^*_a	$C^*_{ab,a}$	$h^*_{ab,a}$
R_{Ma}	49.63	66.96	38.37	77.18	30
J_{Ma}	90.7	−6.36	88.75	88.98	94
G_{Ma}	52.11	−69.73	9.44	70.37	172
$G50B_{Ma}$	45.03	−36.57	−28.47	46.36	218
B_{Ma}	36.65	23.19	−63.05	67.18	290
$B50R_{Ma}$	34.94	57.17	−44.26	72.31	322
N_{Ma}	18.01	0.0	0.0	0.0	0
W_{Ma}	95.41	0.0	0.0	0.0	0
R_{CIE}	39.92	58.66	26.98	64.56	25
J_{CIE}	81.26	−2.17	67.76	67.79	92
G_{CIE}	52.23	−42.26	11.75	43.87	164
B_{CIE}	30.57	1.15	−46.84	46.87	271

%Regularität

$g^*_{H,rel}$ = 41

$g^*_{C,rel}$ = 52

1,00

0,75

0,25

0,00

Schwarzheit *n**

n^* = 0,00 n^* = 0,25 n^* = 0,50 n^* = 1,0

0,25 0,50 0,75 1,00

relative Buntheit *c**

n^* = 0,00 n^* = 0,25 n^* = 0,50 n^* = 1,0

0,25 0,50 0,75 1,00

relative Buntheit *c**

TG500−7, 5 stufige Reihen für konstanten CIELAB Buntton 354/360 = 0.982 (links)

5 stufige Reihen für konstanten CIELAB Buntton 322/360 = 0.895 (rechts)

Siehe ähnliche Dateien: http://www.ps.bam.de/TG50/
Technische Information: http://www.ps.bam.de Version 2.1, io=1,1?

BAM-Registrierung: 20060101-TG50/10Q/Q50G06SP.PS/.PDF BAM-Material: Code=rha4ta
Anwendung für Beurteilung und Messung von Drucker– oder Monitorsystemen
/TG50/ Form: 7/10, Serie: 1/1, Seite: 7 Sattenz hlung 7

Eingabe: Farbmetrisches Reflexions-System ORS18

für Buntton *h = lab*h = 25/360 = 0.069**
lab*tch* und *lab*nch

D65: Buntton R
LCH*Ma: 48 75 25
rgb*Ma: 1.0 0.0 0.32

Dreiecks-Helligkeit *t**

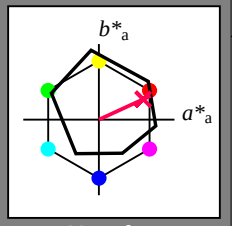

%Umfang

u*rel = 93

ORS18; adaptierte CIELAB-Daten

	L*=L*a	a*a	b*a	C*ab,a	h*ab,a
OMa	47.94	65.37	50.52	82.62	38
YMa	90.37	−10.27	91.77	92.34	96
LMa	50.9	−62.79	34.95	71.87	151
CMa	58.62	−30.35	−45.01	54.3	236
VMa	25.71	31.11	−44.42	54.24	305
MMa	48.13	75.27	−8.35	75.73	354
NMa	18.01	0.0	0.0	0.0	0
WMa	95.41	0.0	0.0	0.0	0
RCIE	39.92	58.66	26.98	64.56	25
JCIE	81.26	−2.17	67.76	67.79	92
GCIE	52.23	−42.26	11.75	43.87	164
BCIE	30.57	1.15	−46.84	46.87	271

%Regularität

g*H,rel = 57

g*C,rel = 59

Ausgabe: Farbmetrisches Reflexions-System MRS18

für Buntton *h = lab*h = 25/360 = 0.069**
lab*tch* und *lab*nch

D65: Buntton R
LCH*Ma: 48 73 25
rgb*Ma: 1.0 0.0 0.1

Dreiecks-Helligkeit *t**

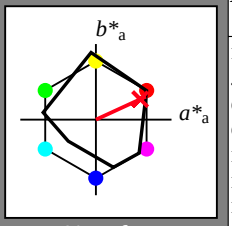

%Umfang

u*rel = 91

MRS18; adaptierte CIELAB-Daten

	L*=L*a	a*a	b*a	C*ab,a	h*ab,a
RMa	49.63	66.96	38.37	77.18	30
JMa	90.7	−6.36	88.75	88.98	94
GMa	52.11	−69.73	9.44	70.37	172
G50BMa	45.03	−36.57	−28.47	46.36	218
BMa	36.65	23.19	−63.05	67.18	290
B50RMa	34.94	57.17	−44.26	72.31	322
NMa	18.01	0.0	0.0	0.0	0
WMa	95.41	0.0	0.0	0.0	0
RCIE	39.92	58.66	26.98	64.56	25
JCIE	81.26	−2.17	67.76	67.79	92
GCIE	52.23	−42.26	11.75	43.87	164
BCIE	30.57	1.15	−46.84	46.87	271

%Regularität

g*H,rel = 41

g*C,rel = 52

1,00

0,75

0,25

0,00

Schwarzheit *n**

n* = 1,0 | n* = 0,50 | n* = 0,25 | n* = 0,00

0,25 | 0,50 | 0,75 | 1,00

relative Buntheit *c**

TG500−7, 5 stufige Reihen für konstanten CIELAB Buntton 25/360 = 0.069 (links)

5 stufige Reihen für konstanten CIELAB Buntton 25/360 = 0.069 (rechts)

www.ps.bam.de/TG50/10Q/Q50G07SP.PS/.PDF;
S: Ausgabe-Linearisierung (OL-Daten) TG50/10Q/Q50G07SP.DAT im Distiller Startup (S) Directory

Siehe ähnliche Dateien: http://www.ps.bam.de/TG50/
Technische Information: http://www.ps.bam.de Version 2.1, io=1,1?

BAM-Registrierung: 20060101-TG50/10Q/Q50G07SP.PS/.PDF BAM-Material: Code=rha4ta
Anwendung für Beurteilung und Messung von Drucker– oder Monitorsystemen
/TG50/ Form: 8/10, Serie: 1/1, Seite: 8 Seitenz hlung 8

Eingabe: Farbmetrisches Reflexions-System ORS18

für Buntton *h = lab*h = 92/360 = 0.255**
lab*tch* und *lab*nch

D65: Buntton J
LCH*Ma: 86 88 92
rgb*Ma: 1.0 0.9 0.0

Dreiecks-Helligkeit *t**

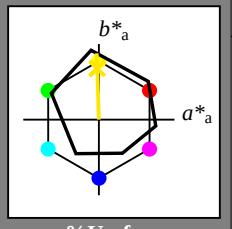

%Umfang
u*rel = 93

ORS18; adaptierte CIELAB-Daten

	$L^*=L^*_a$	a^*_a	b^*_a	$C^*_{ab,a}$	$h^*_{ab,a}$
O_{Ma}	47.94	65.37	50.52	82.62	38
Y_{Ma}	90.37	−10.27	91.77	92.34	96
L_{Ma}	50.9	−62.79	34.95	71.87	151
C_{Ma}	58.62	−30.35	−45.01	54.3	236
V_{Ma}	25.71	31.11	−44.42	54.24	305
M_{Ma}	48.13	75.27	−8.35	75.73	354
N_{Ma}	18.01	0.0	0.0	0.0	0
W_{Ma}	95.41	0.0	0.0	0.0	0
R_{CIE}	39.92	58.66	26.98	64.56	25
J_{CIE}	81.26	−2.17	67.76	67.79	92
G_{CIE}	52.23	−42.26	11.75	43.87	164
B_{CIE}	30.57	1.15	−46.84	46.87	271

%Regularität
g*H,rel = 57
g*C,rel = 59

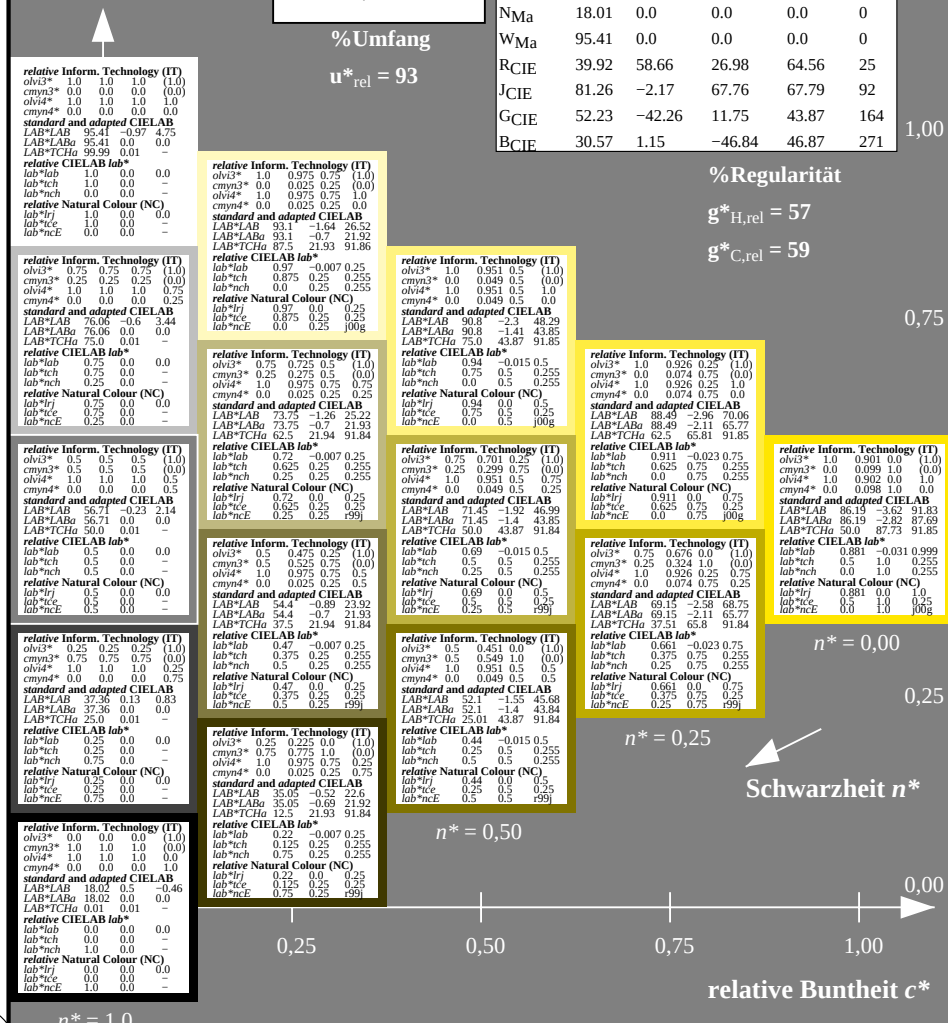

TG500−7, 5 stufige Reihen für konstanten CIELAB Buntton 92/360 = 0.255 (links)

Ausgabe: Farbmetrisches Reflexions-System MRS18

für Buntton *h = lab*h = 92/360 = 0.255**
lab*tch* und *lab*nch

D65: Buntton J
LCH*Ma: 89 86 92
rgb*Ma: 1.0 0.95 0.0

Dreiecks-Helligkeit *t**

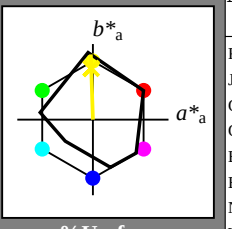

%Umfang
u*rel = 91

MRS18; adaptierte CIELAB-Daten

	$L^*=L^*_a$	a^*_a	b^*_a	$C^*_{ab,a}$	$h^*_{ab,a}$
R_{Ma}	49.63	66.96	38.37	77.18	30
J_{Ma}	90.7	−6.36	88.75	88.98	94
G_{Ma}	52.11	−69.73	9.44	70.37	172
$G50B_{Ma}$	45.03	−36.57	−28.47	46.36	218
B_{Ma}	36.65	23.19	−63.05	67.18	290
$B50R_{Ma}$	34.94	57.17	−44.26	72.31	322
N_{Ma}	18.01	0.0	0.0	0.0	0
W_{Ma}	95.41	0.0	0.0	0.0	0
R_{CIE}	39.92	58.66	26.98	64.56	25
J_{CIE}	81.26	−2.17	67.76	67.79	92
G_{CIE}	52.23	−42.26	11.75	43.87	164
B_{CIE}	30.57	1.15	−46.84	46.87	271

%Regularität
g*H,rel = 41
g*C,rel = 52

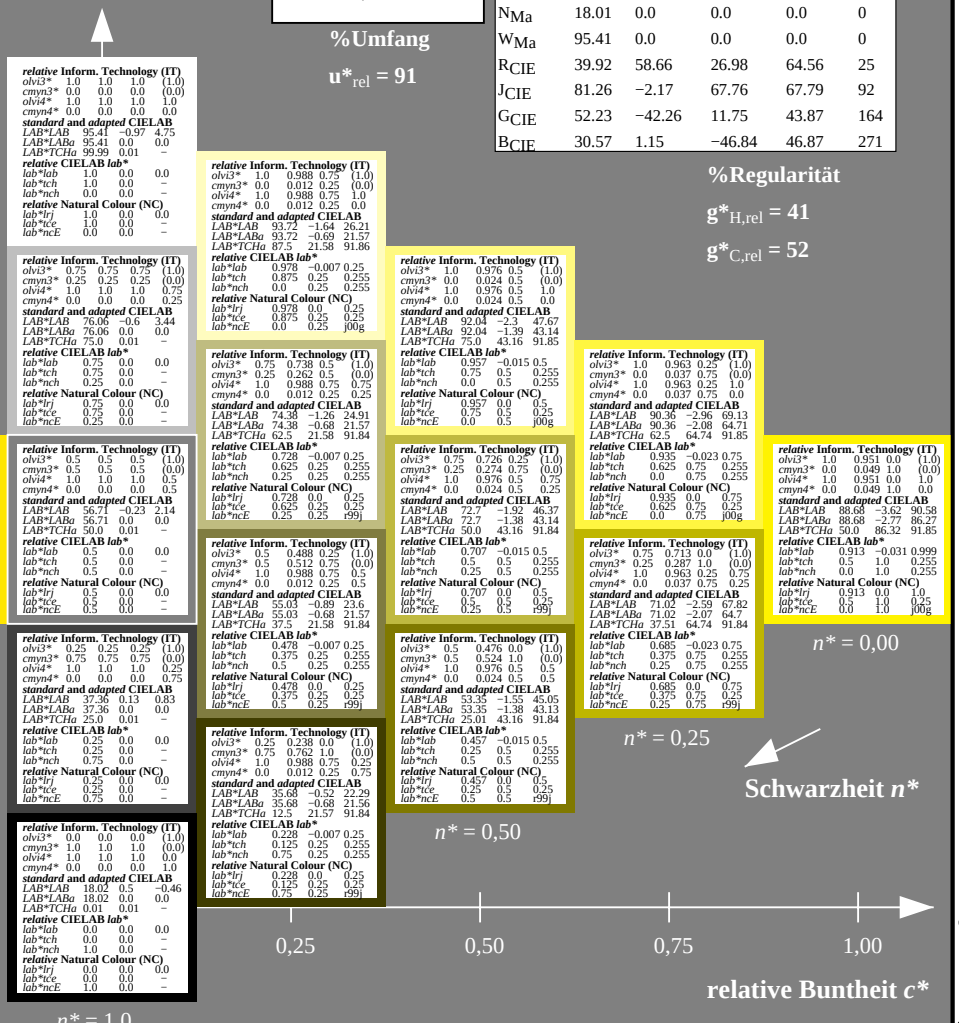

5 stufige Reihen für konstanten CIELAB Buntton 92/360 = 0.255 (rechts)

BAM-Prüfvorlage TG50; Farbmetrik-Systeme ORS18 & ORS18 input: *olv* setrgbcolor*
D65: 2 Koordinatendaten; 5stufige Farbreihen für 10 Bunttöne output: *Startup (S) data dependend*

Siehe ähnliche Dateien: http://www.ps.bam.de/TG50/
Technische Information: http://www.ps.bam.de Version 2.1, io=1,1?

BAM-Registrierung: 20060101-TG50/10Q/Q50G08SP.PS/.PDF BAM-Material: Code=rha4ta
Anwendung für Beurteilung und Messung von Drucker– oder Monitorsystemen
/TG50/ Form: 9/10, Serie: 1/1, Seite: 9 Seitenz hlung 9

Eingabe: Farbmetrisches Reflexions-System ORS18

für Buntton *h = lab*h = 164/360 = 0.457**
lab*tch* und *lab*nch

D65: Buntton G
LCH*Ma: 53 57 164
rgb*Ma: 0.0 1.0 0.25

Dreiecks-Helligkeit *t**

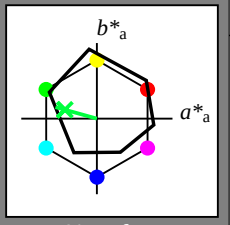

%Umfang

u*rel = 93

ORS18; adaptierte CIELAB-Daten

	L*=L*a	a*a	b*a	C*ab,a	h*ab,a
O_{Ma}	47.94	65.37	50.52	82.62	38
Y_{Ma}	90.37	−10.27	91.77	92.34	96
L_{Ma}	50.9	−62.79	34.95	71.87	151
C_{Ma}	58.62	−30.35	−45.01	54.3	236
V_{Ma}	25.71	31.11	−44.42	54.24	305
M_{Ma}	48.13	75.27	−8.35	75.73	354
N_{Ma}	18.01	0.0	0.0	0.0	0
W_{Ma}	95.41	0.0	0.0	0.0	0
R_{CIE}	39.92	58.66	26.98	64.56	25
J_{CIE}	81.26	−2.17	67.76	67.79	92
G_{CIE}	52.23	−42.26	11.75	43.87	164
B_{CIE}	30.57	1.15	−46.84	46.87	271

%Regularität

g*H,rel = 57

g*C,rel = 59

1,00

0,75

0,25

0,00

*n** = 0,00

*n** = 0,25

*n** = 0,50

*n** = 1,0

Schwarzheit *n**

0,25 0,50 0,75 1,00

relative Buntheit *c**

relative Inform. Technology (IT)
olvi3* 1.0 1.0 1.0 (1.0)
cmyn3* 0.0 0.0 0.0 (0.0)
olvi4* 1.0 1.0 1.0 1.0
cmyn4* 0.0 0.0 0.0 0.0
standard and *adapted* CIELAB
LAB*LAB 95.41 −0.97 4.75
LAB*LABa 95.41 0.0 0.0
LAB*TCHa 99.99 0.01 –
relative CIELAB *lab**
lab*lab 1.0 0.0 0.0
lab*tch 1.0 0.0 –
lab*nch 0.0 0.0 –
relative Natural Colour (NC)
lab*lrj 1.0 0.0 0.0
lab*tce 1.0 0.0 –
lab*nce 0.0 0.0 –

relative Inform. Technology (IT)
olvi3* 0.75 0.75 0.75 (1.0)
cmyn3* 0.25 0.25 0.25 (0.0)
olvi4* 1.0 1.0 1.0 0.75
cmyn4* 0.0 0.0 0.0 0.25
standard and *adapted* CIELAB
LAB*LAB 76.06 −0.6 3.44
LAB*LABa 76.06 0.0 0.0
LAB*TCHa 75.0 0.01 –
relative CIELAB *lab**
lab*lab 0.75 0.0 0.0
lab*tch 0.75 0.0 –
lab*nch 0.25 0.0 –
relative Natural Colour (NC)
lab*lrj 0.75 0.0 0.0
lab*tce 0.75 0.0 –
lab*nce 0.25 0.0 –

relative Inform. Technology (IT)
olvi3* 0.5 0.5 0.5 (1.0)
cmyn3* 0.5 0.5 0.5 (0.0)
olvi4* 1.0 1.0 1.0 0.5
cmyn4* 0.0 0.0 0.0 0.5
standard and *adapted* CIELAB
LAB*LAB 56.71 −0.23 2.14
LAB*LABa 56.71 0.0 0.0
LAB*TCHa 50.0 0.01 –
relative CIELAB *lab**
lab*lab 0.5 0.0 0.0
lab*tch 0.5 0.0 –
lab*nch 0.5 0.0 –
relative Natural Colour (NC)
lab*lrj 0.5 0.0 0.0
lab*tce 0.5 0.0 –
lab*nce 0.5 0.0 –

relative Inform. Technology (IT)
olvi3* 0.25 0.25 0.25 (1.0)
cmyn3* 0.75 0.75 0.75 (0.0)
olvi4* 1.0 1.0 1.0 0.25
cmyn4* 0.0 0.0 0.0 0.75
standard and *adapted* CIELAB
LAB*LAB 37.36 0.13 0.83
LAB*LABa 37.36 0.0 0.0
LAB*TCHa 25.0 0.01 –
relative CIELAB *lab**
lab*lab 0.25 0.0 0.0
lab*tch 0.25 0.0 –
lab*nch 0.75 0.0 –
relative Natural Colour (NC)
lab*lrj 0.25 0.0 0.0
lab*tce 0.25 0.0 –
lab*nce 0.75 0.0 –

relative Inform. Technology (IT)
olvi3* 0.0 0.0 0.0 (1.0)
cmyn3* 1.0 1.0 1.0 (0.0)
olvi4* 1.0 1.0 1.0 0.0
cmyn4* 0.0 0.0 0.0 1.0
standard and *adapted* CIELAB
LAB*LAB 18.02 0.5 −0.46
LAB*LABa 18.02 0.0 0.0
LAB*TCHa 0.01 0.01 –
relative CIELAB *lab**
lab*lab 0.0 0.0 0.0
lab*tch 0.0 0.0 –
lab*nch 1.0 0.0 –
relative Natural Colour (NC)
lab*lrj 0.0 0.0 0.0
lab*tce 0.0 0.0 –
lab*nce 1.0 0.0 –

relative Inform. Technology (IT)
olvi3* 0.75 1.0 0.812 (1.0)
cmyn3* 0.25 0.0 0.188 (0.0)
olvi4* 0.75 1.0 0.812 1.0
cmyn4* 0.25 0.0 0.188 0.0
standard and *adapted* CIELAB
LAB*LAB 84.75 −14.46 7.05
LAB*LABa 84.75 −13.69 3.81
LAB*TCHa 87.5 14.22 164.46
relative CIELAB *lab**
lab*lab 0.862 −0.24 0.067
lab*tch 0.875 0.25 0.457
lab*nch 0.0 0.25 0.457
relative Natural Colour (NC)
lab*lrj 0.862 −0.249 0.0
lab*tce 0.875 0.25 0.5
lab*nce 0.0 0.25 g00b

relative Inform. Technology (IT)
olvi3* 0.5 0.75 0.562 (1.0)
cmyn3* 0.5 0.25 0.438 (0.0)
olvi4* 0.75 1.0 0.812 0.75
cmyn4* 0.25 0.0 0.188 0.25
standard and *adapted* CIELAB
LAB*LAB 65.41 −14.1 6.55
LAB*LABa 65.41 −13.69 3.81
LAB*TCHa 62.5 14.22 164.46
relative CIELAB *lab**
lab*lab 0.612 −0.24 0.067
lab*tch 0.625 0.25 0.457
lab*nch 0.25 0.25 0.457
relative Natural Colour (NC)
lab*lrj 0.612 −0.249 0.0
lab*tce 0.625 0.25 0.5
lab*nce 0.25 0.25 j99g

relative Inform. Technology (IT)
olvi3* 0.25 0.5 0.312 (1.0)
cmyn3* 0.75 0.5 0.688 (0.0)
olvi4* 0.75 1.0 0.812 0.5
cmyn4* 0.25 0.0 0.188 0.5
standard and *adapted* CIELAB
LAB*LAB 46.06 −13.73 5.24
LAB*LABa 46.06 −13.69 3.81
LAB*TCHa 37.5 14.22 164.46
relative CIELAB *lab**
lab*lab 0.362 −0.24 0.067
lab*tch 0.375 0.25 0.457
lab*nch 0.5 0.25 0.457
relative Natural Colour (NC)
lab*lrj 0.362 −0.249 0.0
lab*tce 0.375 0.25 0.5
lab*nce 0.5 0.25 j99g

relative Inform. Technology (IT)
olvi3* 0.0 0.25 0.062 (1.0)
cmyn3* 1.0 0.75 0.938 (0.0)
olvi4* 0.75 1.0 0.812 0.25
cmyn4* 0.25 0.0 0.188 0.75
standard and *adapted* CIELAB
LAB*LAB 26.71 −13.35 3.94
LAB*LABa 26.71 −13.69 3.82
LAB*TCHa 12.5 14.22 164.44
relative CIELAB *lab**
lab*lab 0.112 −0.24 0.067
lab*tch 0.125 0.25 0.457
lab*nch 0.75 0.25 0.457
relative Natural Colour (NC)
lab*lrj 0.112 −0.249 0.0
lab*tce 0.125 0.25 0.5
lab*nce 0.75 0.25 j99g

relative Inform. Technology (IT)
olvi3* 0.5 1.0 0.623 (1.0)
cmyn3* 0.5 0.0 0.377 (0.0)
olvi4* 0.5 1.0 0.623 1.0
cmyn4* 0.5 0.0 0.377 0.0
standard and *adapted* CIELAB
LAB*LAB 74.1 −27.96 10.94
LAB*LABa 74.1 −27.39 7.62
LAB*TCHa 75.0 28.44 164.46
relative CIELAB *lab**
lab*lab 0.725 −0.481 0.134
lab*tch 0.75 0.5 0.457
lab*nch 0.0 0.5 0.457
relative Natural Colour (NC)
lab*lrj 0.725 −0.499 0.0
lab*tce 0.75 0.5 0.5
lab*nce 0.0 0.5 g00b

relative Inform. Technology (IT)
olvi3* 0.25 0.75 0.373 (1.0)
cmyn3* 0.75 0.25 0.627 (0.0)
olvi4* 0.5 1.0 0.623 0.75
cmyn4* 0.5 0.0 0.377 0.25
standard and *adapted* CIELAB
LAB*LAB 54.75 −27.6 9.64
LAB*LABa 54.75 −27.39 7.62
LAB*TCHa 50.0 28.44 164.46
relative CIELAB *lab**
lab*lab 0.475 −0.481 0.134
lab*tch 0.5 0.5 0.457
lab*nch 0.25 0.5 0.457
relative Natural Colour (NC)
lab*lrj 0.475 −0.499 0.0
lab*tce 0.5 0.5 0.5
lab*nce 0.25 0.5 j99g

relative Inform. Technology (IT)
olvi3* 0.0 0.5 0.123 (1.0)
cmyn3* 1.0 0.5 0.877 (0.0)
olvi4* 0.5 1.0 0.623 0.5
cmyn4* 0.5 0.0 0.377 0.5
standard and *adapted* CIELAB
LAB*LAB 35.41 −27.22 8.34
LAB*LABa 35.41 −27.39 7.63
LAB*TCHa 25.01 28.44 164.45
relative CIELAB *lab**
lab*lab 0.225 −0.481 0.134
lab*tch 0.25 0.5 0.457
lab*nch 0.5 0.5 0.457
relative Natural Colour (NC)
lab*lrj 0.225 −0.499 0.0
lab*tce 0.25 0.5 0.5
lab*nce 0.5 0.5 j99g

relative Inform. Technology (IT)
olvi3* 0.25 1.0 0.435 (1.0)
cmyn3* 0.75 0.0 0.565 (0.0)
olvi4* 0.25 1.0 0.435 1.0
cmyn4* 0.75 0.0 0.565 0.0
standard and *adapted* CIELAB
LAB*LAB 63.45 −41.46 14.03
LAB*LABa 63.45 −41.09 11.43
LAB*TCHa 62.5 42.66 164.46
relative CIELAB *lab**
lab*lab 0.587 −0.721 0.201
lab*tch 0.625 0.75 0.457
lab*nch 0.0 0.75 0.457
relative Natural Colour (NC)
lab*lrj 0.587 −0.749 0.0
lab*tce 0.625 0.75 0.5
lab*nce 0.0 0.75 g00b

relative Inform. Technology (IT)
olvi3* 0.0 0.75 0.185 (1.0)
cmyn3* 1.0 0.25 0.815 (0.0)
olvi4* 0.25 1.0 0.435 0.75
cmyn4* 0.75 0.0 0.565 0.25
standard and *adapted* CIELAB
LAB*LAB 44.11 −41.09 12.73
LAB*LABa 44.11 −41.09 11.44
LAB*TCHa 37.51 42.66 164.45
relative CIELAB *lab**
lab*lab 0.337 −0.721 0.201
lab*tch 0.375 0.75 0.457
lab*nch 0.25 0.75 0.457
relative Natural Colour (NC)
lab*lrj 0.337 −0.749 0.0
lab*tce 0.375 0.75 0.5
lab*nce 0.25 0.75 j99g

relative Inform. Technology (IT)
olvi3* 0.0 1.0 0.246 (1.0)
cmyn3* 1.0 0.0 0.754 (0.0)
olvi4* 0.0 1.0 0.246 1.0
cmyn4* 1.0 0.0 0.754 0.0
standard and *adapted* CIELAB
LAB*LAB 52.8 −54.95 17.13
LAB*LABa 52.8 −54.79 15.24
LAB*TCHa 50.0 56.88 164.45
relative CIELAB *lab**
lab*lab 0.45 −0.962 0.268
lab*tch 0.5 1.0 0.457
lab*nch 0.0 1.0 0.457
relative Natural Colour (NC)
lab*lrj 0.45 −0.999 0.0
lab*tce 0.5 1.0 0.2
lab*nce 0.0 1.0 j99g

Ausgabe: Farbmetrisches Reflexions-System MRS18

für Buntton *h = lab*h = 164/360 = 0.457**
lab*tch* und *lab*nch

D65: Buntton G
LCH*Ma: 56 66 164
rgb*Ma: 0.1 1.0 0.0

Dreiecks-Helligkeit *t**

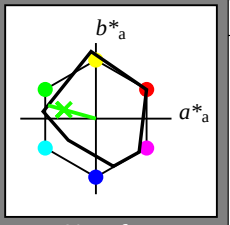

%Umfang

u*rel = 91

MRS18; adaptierte CIELAB-Daten

	L*=L*a	a*a	b*a	C*ab,a	h*ab,a
R_{Ma}	49.63	66.96	38.37	77.18	30
J_{Ma}	90.7	−6.36	88.75	88.98	94
G_{Ma}	52.11	−69.73	9.44	70.37	172
$G50B_{Ma}$	45.03	−36.57	−28.47	46.36	218
B_{Ma}	36.65	23.19	−63.05	67.18	290
$B50R_{Ma}$	34.94	57.17	−44.26	72.31	322
N_{Ma}	18.01	0.0	0.0	0.0	0
W_{Ma}	95.41	0.0	0.0	0.0	0
R_{CIE}	39.92	58.66	26.98	64.56	25
J_{CIE}	81.26	−2.17	67.76	67.79	92
G_{CIE}	52.23	−42.26	11.75	43.87	164
B_{CIE}	30.57	1.15	−46.84	46.87	271

%Regularität

g*H,rel = 41

g*C,rel = 52

relative Inform. Technology (IT)
olvi3* 1.0 1.0 1.0 (1.0)
cmyn3* 0.0 0.0 0.0 (0.0)
olvi4* 1.0 1.0 1.0 1.0
cmyn4* 0.0 0.0 0.0 0.0
standard and *adapted* CIELAB
LAB*LAB 95.41 −0.97 4.75
LAB*LABa 95.41 0.0 0.0
LAB*TCHa 99.99 0.01 –
relative CIELAB *lab**
lab*lab 1.0 0.0 0.0
lab*tch 1.0 0.0 –
lab*nch 0.0 0.0 –
relative Natural Colour (NC)
lab*lrj 1.0 0.0 0.0
lab*tce 1.0 0.0 –
lab*nce 0.0 0.0 –

relative Inform. Technology (IT)
olvi3* 0.75 0.75 0.75 (1.0)
cmyn3* 0.25 0.25 0.25 (0.0)
olvi4* 1.0 1.0 1.0 0.75
cmyn4* 0.0 0.0 0.0 0.25
standard and *adapted* CIELAB
LAB*LAB 76.06 −0.6 3.44
LAB*LABa 76.06 0.0 0.0
LAB*TCHa 75.0 0.01 –
relative CIELAB *lab**
lab*lab 0.75 0.0 0.0
lab*tch 0.75 0.0 –
lab*nch 0.25 0.0 –
relative Natural Colour (NC)
lab*lrj 0.75 0.0 0.0
lab*tce 0.75 0.0 –
lab*nce 0.25 0.0 –

relative Inform. Technology (IT)
olvi3* 0.5 0.5 0.5 (1.0)
cmyn3* 0.5 0.5 0.5 (0.0)
olvi4* 1.0 1.0 1.0 0.5
cmyn4* 0.0 0.0 0.0 0.5
standard and *adapted* CIELAB
LAB*LAB 56.71 −0.23 2.14
LAB*LABa 56.71 0.0 0.0
LAB*TCHa 50.0 0.01 –
relative CIELAB *lab**
lab*lab 0.5 0.0 0.0
lab*tch 0.5 0.0 –
lab*nch 0.5 0.0 –
relative Natural Colour (NC)
lab*lrj 0.5 0.0 0.0
lab*tce 0.5 0.0 –
lab*nce 0.5 0.0 –

relative Inform. Technology (IT)
olvi3* 0.25 0.25 0.25 (1.0)
cmyn3* 0.75 0.75 0.75 (0.0)
olvi4* 1.0 1.0 1.0 0.25
cmyn4* 0.0 0.0 0.0 0.75
standard and *adapted* CIELAB
LAB*LAB 37.36 0.13 0.83
LAB*LABa 37.36 0.0 0.0
LAB*TCHa 25.0 0.01 –
relative CIELAB *lab**
lab*lab 0.25 0.0 0.0
lab*tch 0.25 0.0 –
lab*nch 0.75 0.0 –
relative Natural Colour (NC)
lab*lrj 0.25 0.0 0.0
lab*tce 0.25 0.0 –
lab*nce 0.75 0.0 –

relative Inform. Technology (IT)
olvi3* 0.0 0.0 0.0 (1.0)
cmyn3* 1.0 1.0 1.0 (0.0)
olvi4* 1.0 1.0 1.0 0.0
cmyn4* 0.0 0.0 0.0 1.0
standard and *adapted* CIELAB
LAB*LAB 18.02 0.5 −0.46
LAB*LABa 18.02 0.0 0.0
LAB*TCHa 0.01 0.01 –
relative CIELAB *lab**
lab*lab 0.0 0.0 0.0
lab*tch 0.0 0.0 –
lab*nch 1.0 0.0 –
relative Natural Colour (NC)
lab*lrj 0.0 0.0 0.0
lab*tce 0.0 0.0 –
lab*nce 1.0 0.0 –

relative Inform. Technology (IT)
olvi3* 0.551 1.0 0.5 (1.0)
cmyn3* 0.449 0.0 0.5 (0.0)
olvi4* 0.551 1.0 0.5 1.0
cmyn4* 0.449 0.0 0.5 0.0
standard and *adapted* CIELAB
LAB*LAB 85.57 −16.58 8.49
LAB*LABa 85.57 −15.79 4.4
LAB*TCHa 87.5 16.4 164.45
relative CIELAB *lab**
lab*lab 0.873 −0.24 0.067
lab*tch 0.875 0.25 0.457
lab*nch 0.0 0.25 0.457
relative Natural Colour (NC)
lab*lrj 0.873 −0.249 0.0
lab*tce 0.875 0.25 0.5
lab*nce 0.0 0.25 j99g

relative Inform. Technology (IT)
olvi3* 0.526 0.75 0.5 (1.0)
cmyn3* 0.474 0.25 0.5 (0.0)
olvi4* 0.776 1.0 0.75 0.75
cmyn4* 0.224 0.0 0.25 0.25
standard and *adapted* CIELAB
LAB*LAB 66.22 −16.22 7.19
LAB*LABa 66.22 −15.8 4.4
LAB*TCHa 62.5 16.41 164.46
relative CIELAB *lab**
lab*lab 0.623 −0.24 0.067
lab*tch 0.625 0.25 0.457
lab*nch 0.25 0.25 0.457
relative Natural Colour (NC)
lab*lrj 0.623 −0.249 0.0
lab*tce 0.625 0.25 0.5
lab*nce 0.25 0.25 j99g

relative Inform. Technology (IT)
olvi3* 0.276 0.5 0.25 (1.0)
cmyn3* 0.724 0.5 0.75 (0.0)
olvi4* 0.776 1.0 0.75 0.5
cmyn4* 0.224 0.0 0.25 0.5
standard and *adapted* CIELAB
LAB*LAB 46.07 −15.85 5.88
LAB*LABa 46.87 −15.8 4.4
LAB*TCHa 37.5 16.41 164.46
relative CIELAB *lab**
lab*lab 0.373 −0.24 0.067
lab*tch 0.375 0.25 0.457
lab*nch 0.5 0.25 0.457
relative Natural Colour (NC)
lab*lrj 0.373 −0.249 0.0
lab*tce 0.375 0.25 0.5
lab*nce 0.5 0.25 j99g

relative Inform. Technology (IT)
olvi3* 0.026 0.25 0.0 (1.0)
cmyn3* 0.974 0.75 1.0 (0.0)
olvi4* 0.776 1.0 0.75 0.25
cmyn4* 0.224 0.0 0.25 0.75
standard and *adapted* CIELAB
LAB*LAB 27.52 −15.48 4.57
LAB*LABa 27.52 −15.8 4.39
LAB*TCHa 12.5 16.4 164.49
relative CIELAB *lab**
lab*lab 0.123 −0.24 0.067
lab*tch 0.125 0.25 0.457
lab*nch 0.75 0.25 0.457
relative Natural Colour (NC)
lab*lrj 0.123 −0.249 0.0
lab*tce 0.125 0.25 0.5
lab*nce 0.75 0.25 g00b

relative Inform. Technology (IT)
olvi3* 0.551 1.0 0.5 (1.0)
cmyn3* 0.449 0.0 0.5 (0.0)
olvi4* 0.551 1.0 0.5 1.0
cmyn4* 0.449 0.0 0.5 0.0
standard and *adapted* CIELAB
LAB*LAB 75.74 −32.2 12.22
LAB*LABa 75.74 −31.6 8.79
LAB*TCHa 75.0 32.81 164.46
relative CIELAB *lab**
lab*lab 0.746 −0.481 0.134
lab*tch 0.75 0.5 0.457
lab*nch 0.0 0.5 0.457
relative Natural Colour (NC)
lab*lrj 0.746 −0.499 0.0
lab*tce 0.75 0.5 0.5
lab*nce 0.0 0.5 j99g

relative Inform. Technology (IT)
olvi3* 0.301 0.75 0.25 (1.0)
cmyn3* 0.699 0.25 0.75 (0.0)
olvi4* 0.551 1.0 0.5 0.75
cmyn4* 0.449 0.0 0.5 0.25
standard and *adapted* CIELAB
LAB*LAB 56.39 −31.84 10.92
LAB*LABa 56.39 −31.61 8.79
LAB*TCHa 50.0 32.81 164.46
relative CIELAB *lab**
lab*lab 0.496 −0.481 0.134
lab*tch 0.5 0.5 0.457
lab*nch 0.25 0.5 0.457
relative Natural Colour (NC)
lab*lrj 0.496 −0.499 0.0
lab*tce 0.5 0.5 0.6
lab*nce 0.25 0.5 j100g

relative Inform. Technology (IT)
olvi3* 0.051 0.5 0.0 (1.0)
cmyn3* 0.949 0.5 1.0 (0.0)
olvi4* 0.551 1.0 0.5 0.5
cmyn4* 0.449 0.0 0.5 0.5
standard and *adapted* CIELAB
LAB*LAB 37.04 −31.47 9.6
LAB*LABa 37.04 −31.6 8.78
LAB*TCHa 25.01 32.81 164.47
relative CIELAB *lab**
lab*lab 0.246 −0.481 0.134
lab*tch 0.25 0.5 0.457
lab*nch 0.5 0.5 0.457
relative Natural Colour (NC)
lab*lrj 0.246 −0.499 0.0
lab*tce 0.25 0.5 0.5
lab*nce 0.5 0.5 g00b

relative Inform. Technology (IT)
olvi3* 0.327 1.0 0.25 (1.0)
cmyn3* 0.673 0.0 0.75 (0.0)
olvi4* 0.327 1.0 0.25 1.0
cmyn4* 0.673 0.0 0.75 0.0
standard and *adapted* CIELAB
LAB*LAB 65.9 −47.82 15.96
LAB*LABa 65.9 −47.41 13.19
LAB*TCHa 62.5 49.22 164.46
relative CIELAB *lab**
lab*lab 0.619 −0.721 0.201
lab*tch 0.625 0.75 0.457
lab*nch 0.0 0.75 0.457
relative Natural Colour (NC)
lab*lrj 0.619 −0.749 0.0
lab*tce 0.625 0.75 0.5
lab*nce 0.0 0.75 j99g

relative Inform. Technology (IT)
olvi3* 0.077 0.75 0.0 (1.0)
cmyn3* 0.923 0.25 1.0 (0.0)
olvi4* 0.327 1.0 0.25 0.75
cmyn4* 0.673 0.0 0.75 0.25
standard and *adapted* CIELAB
LAB*LAB 46.55 −47.46 14.64
LAB*LABa 46.55 −47.41 13.18
LAB*TCHa 37.51 49.22 164.47
relative CIELAB *lab**
lab*lab 0.369 −0.722 0.201
lab*tch 0.375 0.75 0.457
lab*nch 0.25 0.75 0.457
relative Natural Colour (NC)
lab*lrj 0.369 −0.749 0.0
lab*tce 0.375 0.75 0.5
lab*nce 0.25 0.75 g00b

relative Inform. Technology (IT)
olvi3* 0.103 1.0 0.0 (1.0)
cmyn3* 0.897 0.0 1.0 (0.0)
olvi4* 0.103 1.0 0.0 1.0
cmyn4* 0.897 0.0 1.0 0.0
standard and *adapted* CIELAB
LAB*LAB 56.07 −63.44 19.68
LAB*LABa 56.07 −63.21 17.58
LAB*TCHa 50.0 65.62 164.46
relative CIELAB *lab**
lab*lab 0.492 −0.962 0.268
lab*tch 0.5 1.0 0.457
lab*nch 0.0 1.0 0.457
relative Natural Colour (NC)
lab*lrj 0.492 −0.999 0.0
lab*tce 0.5 1.0 0.5
lab*nce 0.0 1.0 g00b

TG500−7, 5 stufige Reihen für konstanten CIELAB Buntton 164/360 = 0.457 (links)

5 stufige Reihen für konstanten CIELAB Buntton 164/360 = 0.457 (rechts)

BAM-Prüfvorlage TG50; Farbmetrik-Systeme ORS18 & ORS18 input: *olv* setrgbcolor*
D65: 2 Koordinatendaten; 5stufige Farbreihen für 10 Bunttöne output: *Startup (S) data dependend*

www.ps.bam.de/TG50/10Q/Q50G09SP.PS/.PDF;
S: Ausgabe-Linearisierung (OL-Daten) TG50/10Q/Q50G09SP.DAT im Distiller Startup (S) Directory

Siehe ähnliche Dateien: http://www.ps.bam.de/TG50/
Technische Information: http://www.ps.bam.de Version 2.1, io=1,1?

BAM-Registrierung: 20060101-TG50/10Q/Q50G09SP.PS/.PDF BAM-Material: Code=rha4ta
Anwendung für Beurteilung und Messung von Drucker– oder Monitorsystemen
/TG50/ Form: 10/10,Serie: 1/1, Seite: 10 Seitenz hlung 10

Eingabe: Farbmetrisches Reflexions-System ORS18

für Buntton *h* = lab*h = 271/360 = 0.754*
*lab*tch* und *lab*nch*

D65: Buntton B
LCH*Ma: 42 45 271
rgb*Ma: 0.0 0.49 1.0

Dreiecks-Helligkeit *t**

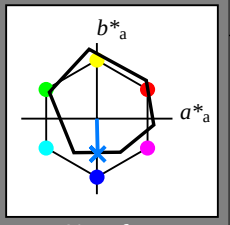

%Umfang
u^*_{rel} = 93

ORS18; adaptierte CIELAB-Daten

	$L^*=L^*_a$	a^*_a	b^*_a	$C^*_{ab,a}$	$h^*_{ab,a}$
O_{Ma}	47.94	65.37	50.52	82.62	38
Y_{Ma}	90.37	−10.27	91.77	92.34	96
L_{Ma}	50.9	−62.79	34.95	71.87	151
C_{Ma}	58.62	−30.35	−45.01	54.3	236
V_{Ma}	25.71	31.11	−44.42	54.24	305
M_{Ma}	48.13	75.27	−8.35	75.73	354
N_{Ma}	18.01	0.0	0.0	0.0	0
W_{Ma}	95.41	0.0	0.0	0.0	0
R_{CIE}	39.92	58.66	26.98	64.56	25
J_{CIE}	81.26	−2.17	67.76	67.79	92
G_{CIE}	52.23	−42.26	11.75	43.87	164
B_{CIE}	30.57	1.15	−46.84	46.87	271

%Regularität
$g^*_{H,rel}$ = 57
$g^*_{C,rel}$ = 59

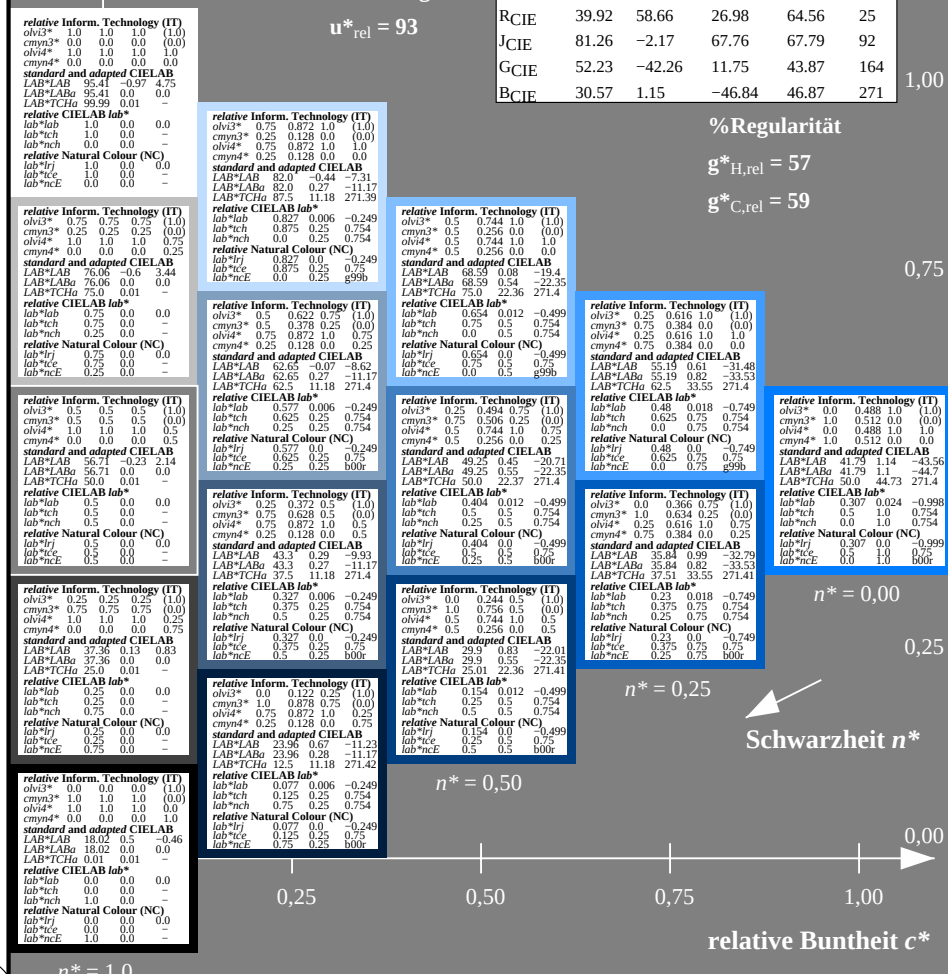

TG500−7, 5 stufige Reihen für konstanten CIELAB Buntton 271/360 = 0.754 (links)

Ausgabe: Farbmetrisches Reflexions-System MRS18

für Buntton *h* = lab*h = 271/360 = 0.754*
*lab*tch* und *lab*nch*

D65: Buntton B
LCH*Ma: 40 50 271
rgb*Ma: 0.0 0.37 1.0

Dreiecks-Helligkeit *t**

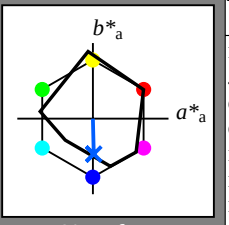

%Umfang
u^*_{rel} = 91

MRS18; adaptierte CIELAB-Daten

	$L^*=L^*_a$	a^*_a	b^*_a	$C^*_{ab,a}$	$h^*_{ab,a}$
R_{Ma}	49.63	66.96	38.37	77.18	30
J_{Ma}	90.7	−6.36	88.75	88.98	94
G_{Ma}	52.11	−69.73	9.44	70.37	172
$G50B_{Ma}$	45.03	−36.57	−28.47	46.36	218
B_{Ma}	36.65	23.19	−63.05	67.18	290
$B50R_{Ma}$	34.94	57.17	−44.26	72.31	322
N_{Ma}	18.01	0.0	0.0	0.0	0
W_{Ma}	95.41	0.0	0.0	0.0	0
R_{CIE}	39.92	58.66	26.98	64.56	25
J_{CIE}	81.26	−2.17	67.76	67.79	92
G_{CIE}	52.23	−42.26	11.75	43.87	164
B_{CIE}	30.57	1.15	−46.84	46.87	271

%Regularität
$g^*_{H,rel}$ = 41
$g^*_{C,rel}$ = 52

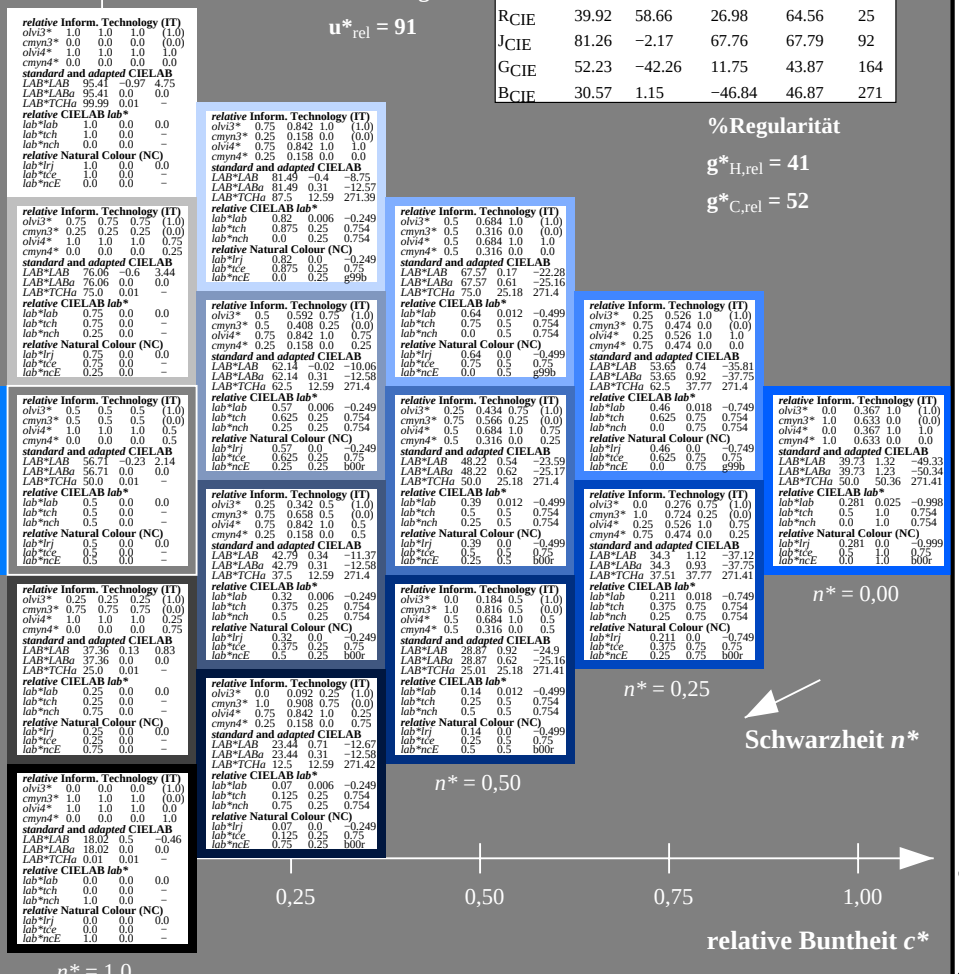

5 stufige Reihen für konstanten CIELAB Buntton 271/360 = 0.754 (rechts)

BAM-Prüfvorlage TG50; Farbmetrik-Systeme ORS18 & ORS18 input: *olv* setrgbcolor*
D65: 2 Koordinatendaten; 5stufige Farbreihen für 10 Bunttöne output: *Startup (S) data dependend*