Eingabe: Farbmetrisches Reflexions-System ORS18

für Buntton *h = lab*h = 38/360 = 0.105**
lab*tch* und *lab*nch

D65: Buntton O
LCH*Ma: 48 83 38
rgb*Ma: 1.0 0.0 0.0

Dreiecks-Helligkeit *t**

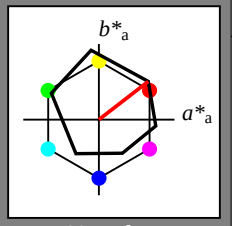

%Umfang

u*rel = 93

ORS18; adaptierte CIELAB-Daten

	$L^*=L^*_a$	a^*_a	b^*_a	$C^*_{ab,a}$	$h^*_{ab,a}$
O_{Ma}	47.94	65.37	50.52	82.62	38
Y_{Ma}	90.37	−10.27	91.77	92.34	96
L_{Ma}	50.9	−62.79	34.95	71.87	151
C_{Ma}	58.62	−30.35	−45.01	54.3	236
V_{Ma}	25.71	31.11	−44.42	54.24	305
M_{Ma}	48.13	75.27	−8.35	75.73	354
N_{Ma}	18.01	0.0	0.0	0.0	0
W_{Ma}	95.41	0.0	0.0	0.0	0
R_{CIE}	39.92	58.66	26.98	64.56	25
J_{CIE}	81.26	−2.17	67.76	67.79	92
G_{CIE}	52.23	−42.26	11.75	43.87	164
B_{CIE}	30.57	1.15	−46.84	46.87	271

%Regularität

g*H,rel = 57

g*C,rel = 59

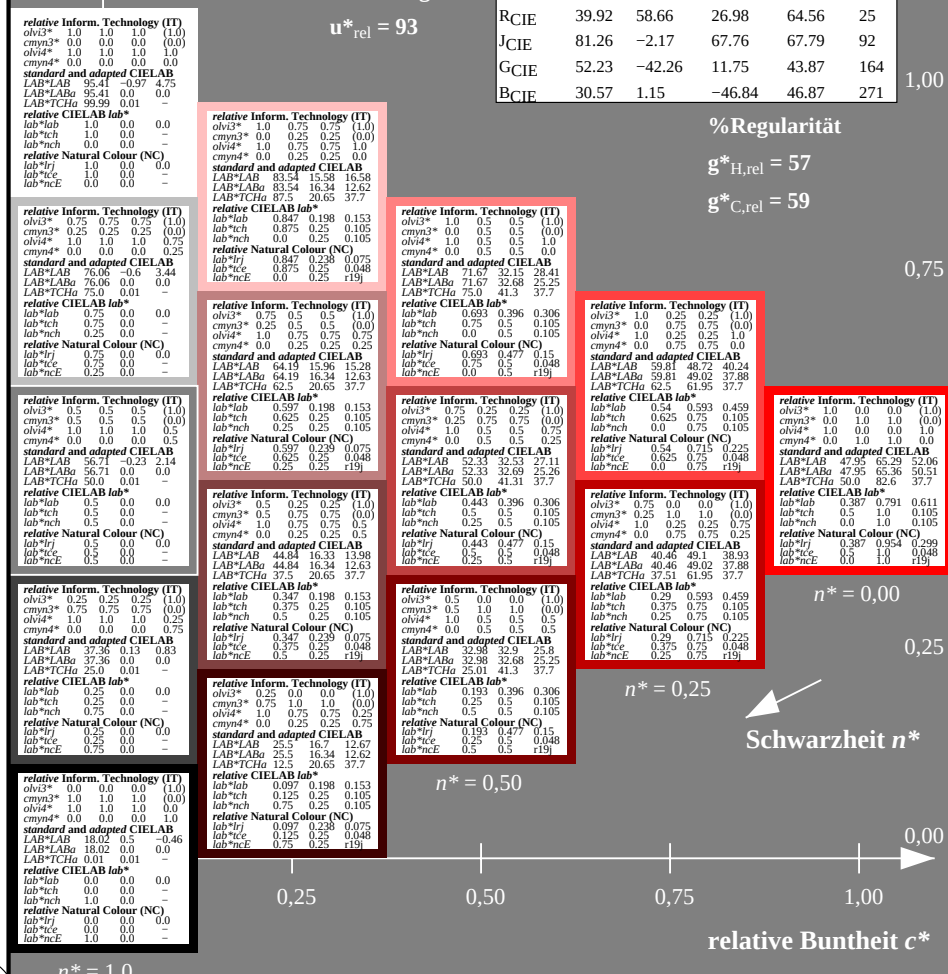

Ausgabe: Farbmetrisches Reflexions-System MRS18

für Buntton *h = lab*h = 30/360 = 0.083**
lab*tch* und *lab*nch

D65: Buntton R
LCH*Ma: 50 77 30
rgb*Ma: 1.0 0.0 0.0

Dreiecks-Helligkeit *t**

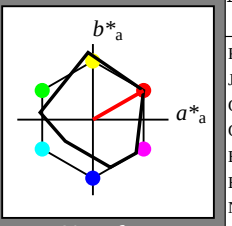

%Umfang

u*rel = 91

MRS18; adaptierte CIELAB-Daten

	$L^*=L^*_a$	a^*_a	b^*_a	$C^*_{ab,a}$	$h^*_{ab,a}$
R_{Ma}	49.63	66.96	38.37	77.18	30
J_{Ma}	90.7	−6.36	88.75	88.98	94
G_{Ma}	52.11	−69.73	9.44	70.37	172
$G50B_{Ma}$	45.03	−36.57	−28.47	46.36	218
B_{Ma}	36.65	23.19	−63.05	67.18	290
$B50R_{Ma}$	34.94	57.17	−44.26	72.31	322
N_{Ma}	18.01	0.0	0.0	0.0	0
W_{Ma}	95.41	0.0	0.0	0.0	0
R_{CIE}	39.92	58.66	26.98	64.56	25
J_{CIE}	81.26	−2.17	67.76	67.79	92
G_{CIE}	52.23	−42.26	11.75	43.87	164
B_{CIE}	30.57	1.15	−46.84	46.87	271

%Regularität

g*H,rel = 41

g*C,rel = 52

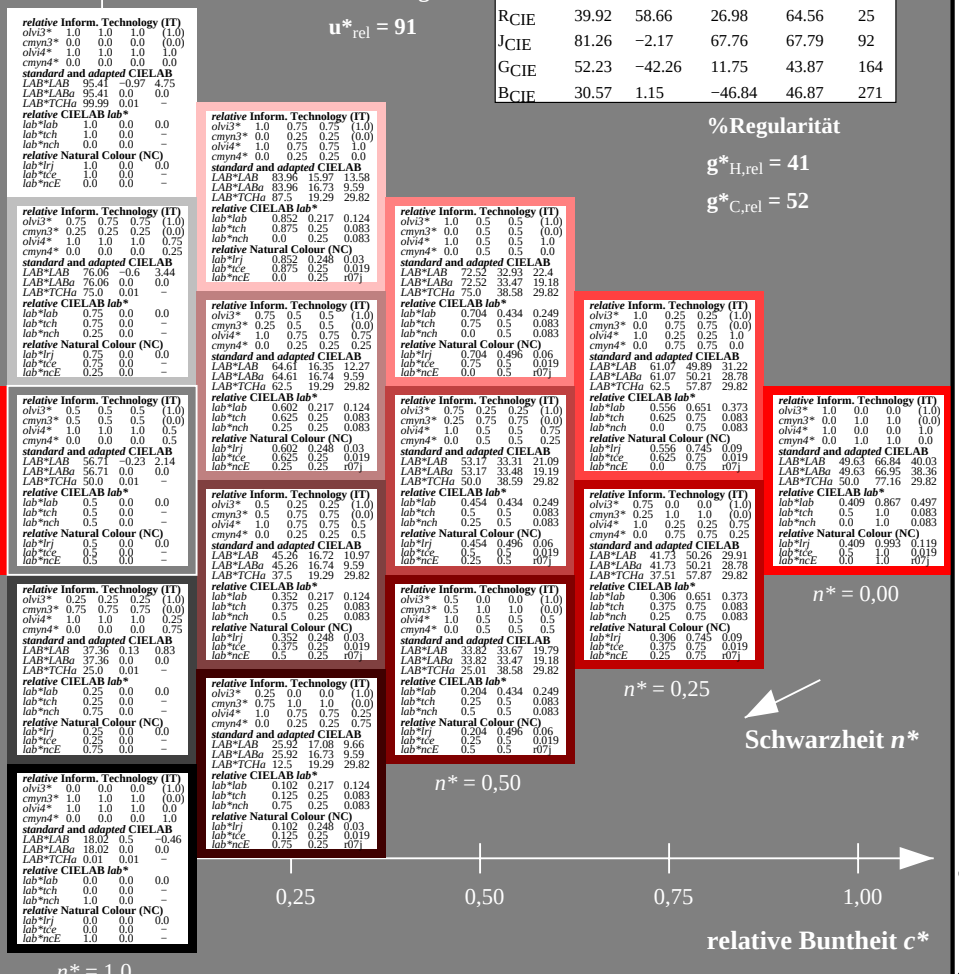

TG500−7, 5 stufige Reihen für konstanten CIELAB Buntton 38/360 = 0.105 (links)

5 stufige Reihen für konstanten CIELAB Buntton 30/360 = 0.083 (rechts)

BAM-Prüfvorlage TG50; Farbmetrik-Systeme ORS18 & ORS18 input: *olv* setrgbcolor*
D65: 2 Koordinatendaten; 5stufige Farbreihen für 10 Bunttöne output: *Startup (S) data dependend*

Siehe ähnliche Dateien: http://www.ps.bam.de/TG50/
Technische Information: http://www.ps.bam.de Version 2.1, io=1,1?

BAM-Registrierung: 20060101-TG50/10S/S50G00SP.PS/.PDF BAM-Material: Code=rha4ta
Anwendung für Beurteilung und Messung von Drucker− oder Monitorsystemen

/TG50/ Form: 1/10, Serie: 1/1, Seite: 1 Sattenz hung 1

www.ps.bam.de/TG50/10S/S50G01SP.PS/.PDF;
S: Ausgabe-Linearisierung (OL-Daten) TG50/10S/S50G01SP.DAT im Distiller Startup (S) Directory

Siehe ähnliche Dateien: http://www.ps.bam.de/TG50/
Technische Information: http://www.ps.bam.de Version 2.1, io=1,1?

BAM-Registrierung: 20060101-TG50/10S/S50G01SP.PS/.PDF BAM-Material: Code=rha4ta
Anwendung für Beurteilung und Messung von Drucker– oder Monitorsystemen
/TG50/ Form: 2/10, Serie: 1/1, Seite: 2 Sattenz hlung 2

Eingabe: Farbmetrisches Reflexions-System ORS18

für Buntton *h = lab*h = 96/360 = 0.268**
lab*tch* und *lab*nch

D65: Buntton Y
LCH*Ma: 90 92 96
rgb*Ma: 1.0 1.0 0.0

Dreiecks-Helligkeit *t**

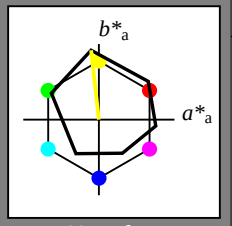

%Umfang

u*rel = 93

ORS18; adaptierte CIELAB-Daten

	$L^*=L^*_a$	a^*_a	b^*_a	$C^*_{ab,a}$	$h^*_{ab,a}$
O_{Ma}	47.94	65.37	50.52	82.62	38
Y_{Ma}	90.37	−10.27	91.77	92.34	96
L_{Ma}	50.9	−62.79	34.95	71.87	151
C_{Ma}	58.62	−30.35	−45.01	54.3	236
V_{Ma}	25.71	31.11	−44.42	54.24	305
M_{Ma}	48.13	75.27	−8.35	75.73	354
N_{Ma}	18.01	0.0	0.0	0.0	0
W_{Ma}	95.41	0.0	0.0	0.0	0
R_{CIE}	39.92	58.66	26.98	64.56	25
J_{CIE}	81.26	−2.17	67.76	67.79	92
G_{CIE}	52.23	−42.26	11.75	43.87	164
B_{CIE}	30.57	1.15	−46.84	46.87	271

%Regularität

g*H,rel = 57

g*C,rel = 59

1,00

0,75

0,25

0,00

*n** = 0,00

*n** = 0,25

*n** = 0,50

*n** = 1,0

Schwarzheit *n**

0,25 0,50 0,75 1,00

relative Buntheit *c**

relative Inform. Technology (IT)
olvi3* 1.0 1.0 1.0 (1.0)
cmyn3* 0.0 0.0 0.0 (0.0)
olvi4* 1.0 1.0 1.0 1.0
cmyn4* 0.0 0.0 0.0 0.0
standard and adapted CIELAB
LAB*LAB 95.41 −0.97 4.75
LAB*LABa 95.41 0.0 0.0
LAB*TCHa 99.99 0.01 –
relative CIELAB *lab**
lab*lab 1.0 0.0 0.0
lab*tch 1.0 0.0 –
lab*nch 0.0 0.0 –
relative Natural Colour (NC)
lab*lrj 1.0 0.0 0.0
lab*tce 1.0 0.0 –
lab*ncE 0.0 0.0 –

relative Inform. Technology (IT)
olvi3* 0.75 0.75 0.75 (1.0)
cmyn3* 0.25 0.25 0.25 (0.0)
olvi4* 1.0 1.0 1.0 0.75
cmyn4* 0.0 0.0 0.0 0.25
standard and adapted CIELAB
LAB*LAB 76.06 −0.6 3.44
LAB*LABa 76.06 0.0 0.0
LAB*TCHa 75.0 0.01 –
relative CIELAB *lab**
lab*lab 0.75 0.0 0.0
lab*tch 0.75 0.0 –
lab*nch 0.25 0.0 –
relative Natural Colour (NC)
lab*lrj 0.75 0.0 0.0
lab*tce 0.75 0.0 –
lab*ncE 0.25 0.0 –

relative Inform. Technology (IT)
olvi3* 0.5 0.5 0.5 (1.0)
cmyn3* 0.5 0.5 0.5 (0.0)
olvi4* 1.0 1.0 1.0 0.5
cmyn4* 0.0 0.0 0.0 0.5
standard and adapted CIELAB
LAB*LAB 56.71 −0.23 2.14
LAB*LABa 56.71 0.0 0.0
LAB*TCHa 50.0 0.01 –
relative CIELAB *lab**
lab*lab 0.5 0.0 0.0
lab*tch 0.5 0.0 –
lab*nch 0.5 0.0 –
relative Natural Colour (NC)
lab*lrj 0.5 0.0 0.0
lab*tce 0.5 0.0 –
lab*ncE 0.5 0.0 –

relative Inform. Technology (IT)
olvi3* 0.25 0.25 0.25 (1.0)
cmyn3* 0.75 0.75 0.75 (0.0)
olvi4* 1.0 1.0 1.0 0.25
cmyn4* 0.0 0.0 0.0 0.75
standard and adapted CIELAB
LAB*LAB 37.36 0.13 0.83
LAB*LABa 37.36 0.0 0.0
LAB*TCHa 25.0 0.01 –
relative CIELAB *lab**
lab*lab 0.25 0.0 0.0
lab*tch 0.25 0.0 –
lab*nch 0.75 0.0 –
relative Natural Colour (NC)
lab*lrj 0.25 0.0 0.0
lab*tce 0.25 0.0 –
lab*ncE 0.75 0.0 –

relative Inform. Technology (IT)
olvi3* 0.0 0.0 0.0 (1.0)
cmyn3* 1.0 1.0 1.0 (0.0)
olvi4* 1.0 1.0 1.0 0.0
cmyn4* 0.0 0.0 0.0 1.0
standard and adapted CIELAB
LAB*LAB 18.02 0.5 −0.46
LAB*LABa 18.02 0.0 0.0
LAB*TCHa 0.01 0.01 –
relative CIELAB *lab**
lab*lab 0.0 0.0 0.0
lab*tch 0.0 0.0 –
lab*nch 1.0 0.0 –
relative Natural Colour (NC)
lab*lrj 0.0 0.0 0.0
lab*tce 0.0 0.0 –
lab*ncE 1.0 0.0 –

relative Inform. Technology (IT)
olvi3* 1.0 1.0 0.5 (1.0)
cmyn3* 0.0 0.0 0.5 (0.0)
olvi4* 1.0 1.0 0.5 1.0
cmyn4* 0.0 0.0 0.5 0.0
standard and adapted CIELAB
LAB*LAB 92.88 −6.06 50.46
LAB*LABa 92.88 −5.13 45.87
LAB*TCHa 75.0 46.16 96.39
relative CIELAB *lab**
lab*lab 0.967 −0.055 0.497
lab*tch 0.75 0.5 0.268
lab*nch 0.0 0.5 0.268
relative Natural Colour (NC)
lab*lrj 0.967 −0.048 0.497
lab*tce 0.75 0.5 0.266
lab*ncE 0.0 0.5 j06g

relative Inform. Technology (IT)
olvi3* 0.75 0.75 0.5 (1.0)
cmyn3* 0.25 0.25 0.5 (0.0)
olvi4* 1.0 1.0 0.75 0.75
cmyn4* 0.0 0.0 0.25 0.25
standard and adapted CIELAB
LAB*LAB 74.8 −3.14 26.31
LAB*LABa 74.8 −2.56 22.94
LAB*TCHa 62.5 23.09 96.39
relative CIELAB *lab**
lab*lab 0.734 −0.027 0.248
lab*tch 0.625 0.25 0.268
lab*nch 0.25 0.25 0.268
relative Natural Colour (NC)
lab*lrj 0.734 −0.024 0.249
lab*tce 0.625 0.25 0.266
lab*ncE 0.25 0.25 j06g

relative Inform. Technology (IT)
olvi3* 0.5 0.5 0.25 (1.0)
cmyn3* 0.5 0.5 0.75 (0.0)
olvi4* 1.0 1.0 0.75 0.5
cmyn4* 0.0 0.0 0.25 0.5
standard and adapted CIELAB
LAB*LAB 55.45 −2.77 25.0
LAB*LABa 55.45 −2.56 22.94
LAB*TCHa 37.5 23.09 96.39
relative CIELAB *lab**
lab*lab 0.484 −0.027 0.248
lab*tch 0.375 0.25 0.268
lab*nch 0.5 0.25 0.268
relative Natural Colour (NC)
lab*lrj 0.484 −0.024 0.249
lab*tce 0.375 0.25 0.266
lab*ncE 0.5 0.25 j06g

relative Inform. Technology (IT)
olvi3* 0.25 0.25 0.0 (1.0)
cmyn3* 0.75 0.75 1.0 (0.0)
olvi4* 1.0 1.0 0.75 0.25
cmyn4* 0.0 0.0 0.25 0.75
standard and adapted CIELAB
LAB*LAB 36.1 −2.4 23.69
LAB*LABa 36.1 −2.56 22.93
LAB*TCHa 12.5 23.08 96.39
relative CIELAB *lab**
lab*lab 0.234 −0.027 0.248
lab*tch 0.125 0.25 0.268
lab*nch 0.75 0.25 0.268
relative Natural Colour (NC)
lab*lrj 0.234 −0.024 0.249
lab*tce 0.125 0.25 0.266
lab*ncE 0.75 0.25 j06g

relative Inform. Technology (IT)
olvi3* 1.0 1.0 0.0 (1.0)
cmyn3* 0.0 0.0 0.0 (0.0)
olvi4* 1.0 1.0 0.25 1.0
cmyn4* 0.0 0.0 0.75 0.0
standard and adapted CIELAB
LAB*LAB 91.62 −8.6 73.32
LAB*LABa 91.62 −7.7 68.82
LAB*TCHa 62.5 69.25 96.39
relative CIELAB *lab**
lab*lab 0.951 −0.082 0.745
lab*tch 0.625 0.75 0.268
lab*nch 0.0 0.75 0.268
relative Natural Colour (NC)
lab*lrj 0.951 −0.073 0.746
lab*tce 0.625 0.75 0.266
lab*ncE 0.0 0.75 j06g

relative Inform. Technology (IT)
olvi3* 0.75 0.75 0.0 (1.0)
cmyn3* 0.25 0.25 1.0 (0.0)
olvi4* 1.0 1.0 0.25 0.75
cmyn4* 0.0 0.0 0.75 0.25
standard and adapted CIELAB
LAB*LAB 72.28 −8.23 72.01
LAB*LABa 72.28 −7.7 68.82
LAB*TCHa 37.51 69.25 96.39
relative CIELAB *lab**
lab*lab 0.701 −0.082 0.745
lab*tch 0.375 0.75 0.268
lab*nch 0.25 0.75 0.268
relative Natural Colour (NC)
lab*lrj 0.701 −0.073 0.746
lab*tce 0.375 0.75 0.266
lab*ncE 0.25 0.75 j06g

relative Inform. Technology (IT)
olvi3* 0.5 0.5 0.0 (1.0)
cmyn3* 0.5 0.5 1.0 (0.0)
olvi4* 1.0 1.0 0.5 0.5
cmyn4* 0.0 0.0 0.5 0.5
standard and adapted CIELAB
LAB*LAB 54.19 −5.32 47.85
LAB*LABa 54.19 −5.13 45.87
LAB*TCHa 25.01 46.16 96.39
relative CIELAB *lab**
lab*lab 0.467 −0.055 0.497
lab*tch 0.25 0.5 0.268
lab*nch 0.5 0.5 0.268
relative Natural Colour (NC)
lab*lrj 0.467 −0.048 0.497
lab*tce 0.25 0.5 0.266
lab*ncE 0.5 0.5 j06g

relative Inform. Technology (IT)
olvi3* 1.0 1.0 0.0 (1.0)
cmyn3* 0.0 0.0 0.0 (0.0)
olvi4* 1.0 1.0 0.0 1.0
cmyn4* 0.0 0.0 0.0 0.0
standard and adapted CIELAB
LAB*LAB 90.37 −10.26 91.75
LAB*LABa 90.37 −11.15 96.17
LAB*TCHa 50.0 92.32 96.39
relative CIELAB *lab**
lab*lab 0.935 −0.11 0.994
lab*tch 0.5 1.0 0.268
lab*nch 0.0 1.0 0.268
relative Natural Colour (NC)
lab*lrj 0.935 −0.097 0.995
lab*tce 0.5 1.0 0.266
lab*ncE 0.0 1.0 j06g

relative Inform. Technology (IT)
olvi3* 0.5 0.5 0.5 (1.0)
cmyn3* 0.5 0.5 0.5 (0.0)
olvi4* 1.0 1.0 1.0 0.5
cmyn4* 0.0 0.0 0.0 0.5
standard and adapted CIELAB
LAB*LAB 56.71 −0.23 2.14
LAB*LABa 56.71 0.0 0.0
LAB*TCHa 50.0 0.01 –
relative CIELAB *lab**
lab*lab 0.5 0.0 0.0
lab*tch 0.5 0.0 –
lab*nch 0.5 0.0 –
relative Natural Colour (NC)
lab*lrj 0.5 0.0 0.0
lab*tce 0.5 0.0 –
lab*ncE 0.5 0.0 –

relative Inform. Technology (IT)
olvi3* 0.75 0.75 0.25 (1.0)
cmyn3* 0.25 0.25 0.75 (0.0)
olvi4* 1.0 1.0 0.5 0.75
cmyn4* 0.0 0.0 0.5 0.25
standard and adapted CIELAB
LAB*LAB 73.54 −5.69 49.17
LAB*LABa 73.54 −5.13 45.88
LAB*TCHa 50.0 46.17 96.39
relative CIELAB *lab**
lab*lab 0.717 −0.055 0.497
lab*tch 0.5 0.5 0.268
lab*nch 0.25 0.5 0.268
relative Natural Colour (NC)
lab*lrj 0.717 −0.048 0.498
lab*tce 0.5 0.5 0.266
lab*ncE 0.25 0.5 j06g

relative Inform. Technology (IT)
olvi3* 0.5 0.5 0.25 (1.0)
cmyn3* 0.5 0.5 0.75 (0.0)
olvi4* 1.0 1.0 0.75 0.5
cmyn4* 0.0 0.0 0.25 0.5
standard and adapted CIELAB
LAB*LAB 55.45 −2.77 25.0
LAB*LABa 55.45 −2.56 22.94
LAB*TCHa 37.5 23.09 96.39
relative CIELAB *lab**
lab*lab 0.484 −0.027 0.248
lab*tch 0.375 0.25 0.268
lab*nch 0.5 0.25 0.268
relative Natural Colour (NC)
lab*lrj 0.484 −0.024 0.249
lab*tce 0.375 0.25 0.266
lab*ncE 0.5 0.25 j06g

relative Inform. Technology (IT)
olvi3* 0.25 0.25 0.0 (1.0)
cmyn3* 0.75 0.75 1.0 (0.0)
olvi4* 1.0 1.0 0.75 0.25
cmyn4* 0.0 0.0 0.25 0.75
standard and adapted CIELAB
LAB*LAB 36.1 −2.4 23.69
LAB*LABa 36.1 −2.56 22.93
LAB*TCHa 12.5 23.08 96.39
relative CIELAB *lab**
lab*lab 0.234 −0.027 0.248
lab*tch 0.125 0.25 0.268
lab*nch 0.75 0.25 0.268
relative Natural Colour (NC)
lab*lrj 0.234 −0.024 0.249
lab*tce 0.125 0.25 0.266
lab*ncE 0.75 0.25 j06g

Ausgabe: Farbmetrisches Reflexions-System MRS18

für Buntton *h = lab*h = 94/360 = 0.261**
lab*tch* und *lab*nch

D65: Buntton J
LCH*Ma: 91 89 94
rgb*Ma: 1.0 1.0 0.0

Dreiecks-Helligkeit *t**

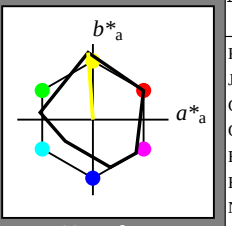

%Umfang

u*rel = 91

MRS18; adaptierte CIELAB-Daten

	$L^*=L^*_a$	a^*_a	b^*_a	$C^*_{ab,a}$	$h^*_{ab,a}$
R_{Ma}	49.63	66.96	38.37	77.18	30
J_{Ma}	90.7	−6.36	88.75	88.98	94
G_{Ma}	52.11	−69.73	9.44	70.37	172
$G50B_{Ma}$	45.03	−36.57	−28.47	46.36	218
B_{Ma}	36.65	23.19	−63.05	67.18	290
$B50R_{Ma}$	34.94	57.17	−44.26	72.31	322
N_{Ma}	18.01	0.0	0.0	0.0	0
W_{Ma}	95.41	0.0	0.0	0.0	0
R_{CIE}	39.92	58.66	26.98	64.56	25
J_{CIE}	81.26	−2.17	67.76	67.79	92
G_{CIE}	52.23	−42.26	11.75	43.87	164
B_{CIE}	30.57	1.15	−46.84	46.87	271

%Regularität

g*H,rel = 41

g*C,rel = 52

relative Inform. Technology (IT)
olvi3* 1.0 1.0 1.0 (1.0)
cmyn3* 0.0 0.0 0.0 (0.0)
olvi4* 1.0 1.0 1.0 1.0
cmyn4* 0.0 0.0 0.0 0.0
standard and adapted CIELAB
LAB*LAB 95.41 −0.97 4.75
LAB*LABa 95.41 0.0 0.0
LAB*TCHa 99.99 0.01 –
relative CIELAB *lab**
lab*lab 1.0 0.0 0.0
lab*tch 1.0 0.0 –
lab*nch 0.0 0.0 –
relative Natural Colour (NC)
lab*lrj 1.0 0.0 0.0
lab*tce 1.0 0.0 –
lab*ncE 0.0 0.0 –

relative Inform. Technology (IT)
olvi3* 0.75 0.75 0.75 (1.0)
cmyn3* 0.25 0.25 0.25 (0.0)
olvi4* 1.0 1.0 1.0 0.75
cmyn4* 0.0 0.0 0.0 0.25
standard and adapted CIELAB
LAB*LAB 76.06 −0.6 3.44
LAB*LABa 76.06 0.0 0.0
LAB*TCHa 75.0 0.01 –
relative CIELAB *lab**
lab*lab 0.75 0.0 0.0
lab*tch 0.75 0.0 –
lab*nch 0.25 0.0 –
relative Natural Colour (NC)
lab*lrj 0.75 0.0 0.0
lab*tce 0.75 0.0 –
lab*ncE 0.25 0.0 –

relative Inform. Technology (IT)
olvi3* 0.5 0.5 0.5 (1.0)
cmyn3* 0.5 0.5 0.5 (0.0)
olvi4* 1.0 1.0 1.0 0.5
cmyn4* 0.0 0.0 0.0 0.5
standard and adapted CIELAB
LAB*LAB 56.71 −0.23 2.14
LAB*LABa 56.71 0.0 0.0
LAB*TCHa 50.0 0.01 –
relative CIELAB *lab**
lab*lab 0.5 0.0 0.0
lab*tch 0.5 0.0 –
lab*nch 0.5 0.0 –
relative Natural Colour (NC)
lab*lrj 0.5 0.0 0.0
lab*tce 0.5 0.0 –
lab*ncE 0.5 0.0 –

relative Inform. Technology (IT)
olvi3* 0.25 0.25 0.25 (1.0)
cmyn3* 0.75 0.75 0.75 (0.0)
olvi4* 1.0 1.0 1.0 0.25
cmyn4* 0.0 0.0 0.0 0.75
standard and adapted CIELAB
LAB*LAB 37.36 0.13 0.83
LAB*LABa 37.36 0.0 0.0
LAB*TCHa 25.0 0.01 –
relative CIELAB *lab**
lab*lab 0.25 0.0 0.0
lab*tch 0.25 0.0 –
lab*nch 0.75 0.0 –
relative Natural Colour (NC)
lab*lrj 0.25 0.0 0.0
lab*tce 0.25 0.0 –
lab*ncE 0.75 0.0 –

relative Inform. Technology (IT)
olvi3* 0.0 0.0 0.0 (1.0)
cmyn3* 1.0 1.0 1.0 (0.0)
olvi4* 1.0 1.0 1.0 0.0
cmyn4* 0.0 0.0 0.0 1.0
standard and adapted CIELAB
LAB*LAB 18.02 0.5 −0.46
LAB*LABa 18.02 0.0 0.0
LAB*TCHa 0.01 0.01 –
relative CIELAB *lab**
lab*lab 0.0 0.0 0.0
lab*tch 0.0 0.0 –
lab*nch 1.0 0.0 –
relative Natural Colour (NC)
lab*lrj 0.0 0.0 0.0
lab*tce 0.0 0.0 –
lab*ncE 1.0 0.0 –

relative Inform. Technology (IT)
olvi3* 1.0 1.0 0.5 (1.0)
cmyn3* 0.0 0.0 0.5 (0.0)
olvi4* 1.0 1.0 0.5 1.0
cmyn4* 0.0 0.0 0.5 0.0
standard and adapted CIELAB
LAB*LAB 94.22 −2.54 26.86
LAB*LABa 94.22 −1.58 22.18
LAB*TCHa 87.5 22.24 94.1
relative CIELAB *lab**
lab*lab 0.985 −0.017 0.249
lab*tch 0.875 0.25 0.261
lab*nch 0.0 0.25 0.261
relative Natural Colour (NC)
lab*lrj 0.985 −0.011 0.25
lab*tce 0.875 0.25 0.258
lab*ncE 0.0 0.25 j03g

relative Inform. Technology (IT)
olvi3* 0.75 0.75 0.5 (1.0)
cmyn3* 0.25 0.25 0.5 (0.0)
olvi4* 1.0 1.0 0.75 0.75
cmyn4* 0.0 0.0 0.25 0.25
standard and adapted CIELAB
LAB*LAB 74.88 −2.17 25.56
LAB*LABa 74.88 −1.58 22.19
LAB*TCHa 62.5 22.24 94.1
relative CIELAB *lab**
lab*lab 0.735 −0.017 0.249
lab*tch 0.625 0.25 0.261
lab*nch 0.25 0.25 0.261
relative Natural Colour (NC)
lab*lrj 0.735 −0.011 0.25
lab*tce 0.625 0.25 0.258
lab*ncE 0.25 0.25 j03g

relative Inform. Technology (IT)
olvi3* 0.5 0.5 0.25 (1.0)
cmyn3* 0.5 0.5 0.75 (0.0)
olvi4* 1.0 1.0 0.75 0.5
cmyn4* 0.0 0.0 0.25 0.5
standard and adapted CIELAB
LAB*LAB 55.53 −1.8 24.26
LAB*LABa 55.53 −1.58 22.19
LAB*TCHa 37.5 22.24 94.1
relative CIELAB *lab**
lab*lab 0.485 −0.017 0.249
lab*tch 0.375 0.25 0.261
lab*nch 0.5 0.25 0.261
relative Natural Colour (NC)
lab*lrj 0.485 −0.011 0.25
lab*tce 0.375 0.25 0.258
lab*ncE 0.5 0.25 j03g

relative Inform. Technology (IT)
olvi3* 0.25 0.25 0.0 (1.0)
cmyn3* 0.75 0.75 1.0 (0.0)
olvi4* 1.0 1.0 0.75 0.25
cmyn4* 0.0 0.0 0.25 0.75
standard and adapted CIELAB
LAB*LAB 36.18 −1.43 22.94
LAB*LABa 36.18 −1.58 22.18
LAB*TCHa 12.5 22.24 94.1
relative CIELAB *lab**
lab*lab 0.235 −0.017 0.249
lab*tch 0.125 0.25 0.261
lab*nch 0.75 0.25 0.261
relative Natural Colour (NC)
lab*lrj 0.235 −0.011 0.25
lab*tce 0.125 0.25 0.258
lab*ncE 0.75 0.25 j03g

relative Inform. Technology (IT)
olvi3* 1.0 1.0 0.0 (1.0)
cmyn3* 0.0 0.0 0.0 (0.0)
olvi4* 1.0 1.0 0.0 1.0
cmyn4* 0.0 0.0 0.0 0.0
standard and adapted CIELAB
LAB*LAB 93.05 −4.11 48.97
LAB*LABa 93.05 −3.17 44.37
LAB*TCHa 75.0 44.48 94.1
relative CIELAB *lab**
lab*lab 0.969 −0.035 0.499
lab*tch 0.75 0.5 0.261
lab*nch 0.0 0.5 0.261
relative Natural Colour (NC)
lab*lrj 0.969 −0.023 0.499
lab*tce 0.75 0.5 0.258
lab*ncE 0.0 0.5 j03g

relative Inform. Technology (IT)
olvi3* 0.75 0.75 0.25 (1.0)
cmyn3* 0.25 0.25 0.75 (0.0)
olvi4* 1.0 1.0 0.5 0.75
cmyn4* 0.0 0.0 0.5 0.25
standard and adapted CIELAB
LAB*LAB 73.7 −3.74 47.67
LAB*LABa 73.7 −3.17 44.38
LAB*TCHa 50.0 44.49 94.1
relative CIELAB *lab**
lab*lab 0.72 −0.035 0.499
lab*tch 0.5 0.5 0.261
lab*nch 0.25 0.5 0.261
relative Natural Colour (NC)
lab*lrj 0.72 −0.023 0.499
lab*tce 0.5 0.5 0.258
lab*ncE 0.25 0.5 j03g

relative Inform. Technology (IT)
olvi3* 0.5 0.5 0.0 (1.0)
cmyn3* 0.5 0.5 1.0 (0.0)
olvi4* 1.0 1.0 0.5 0.5
cmyn4* 0.0 0.0 0.5 0.5
standard and adapted CIELAB
LAB*LAB 54.35 −3.37 46.36
LAB*LABa 54.35 −3.17 44.37
LAB*TCHa 25.01 44.48 94.1
relative CIELAB *lab**
lab*lab 0.47 −0.035 0.499
lab*tch 0.25 0.5 0.261
lab*nch 0.5 0.5 0.261
relative Natural Colour (NC)
lab*lrj 0.47 −0.023 0.499
lab*tce 0.25 0.5 0.258
lab*ncE 0.5 0.5 j03g

relative Inform. Technology (IT)
olvi3* 1.0 1.0 0.0 (1.0)
cmyn3* 0.0 0.0 0.0 (0.0)
olvi4* 1.0 1.0 0.0 1.0
cmyn4* 0.0 0.0 0.0 0.0
standard and adapted CIELAB
LAB*LAB 90.69 −7.25 93.17
LAB*LABa 90.69 −6.36 88.73
LAB*TCHa 50.0 88.96 94.1
relative CIELAB *lab**
lab*lab 0.939 −0.071 0.997
lab*tch 0.5 1.0 0.261
lab*nch 0.0 1.0 0.261
relative Natural Colour (NC)
lab*lrj 0.939 −0.048 0.999
lab*tce 0.5 1.0 0.258
lab*ncE 0.0 1.0 j03g

relative Inform. Technology (IT)
olvi3* 0.75 0.75 0.0 (1.0)
cmyn3* 0.25 0.25 1.0 (0.0)
olvi4* 1.0 1.0 0.25 0.75
cmyn4* 0.0 0.0 0.75 0.25
standard and adapted CIELAB
LAB*LAB 72.53 −5.31 69.77
LAB*LABa 72.53 −4.77 66.55
LAB*TCHa 37.51 66.73 94.1
relative CIELAB *lab**
lab*lab 0.704 −0.053 0.748
lab*tch 0.375 0.75 0.261
lab*nch 0.25 0.75 0.261
relative Natural Colour (NC)
lab*lrj 0.704 −0.036 0.749
lab*tce 0.375 0.75 0.258
lab*ncE 0.25 0.75 j03g

relative Inform. Technology (IT)
olvi3* 0.5 0.5 0.5 (1.0)
cmyn3* 0.5 0.5 0.5 (0.0)
olvi4* 1.0 1.0 0.5 0.5
cmyn4* 0.0 0.0 0.5 0.5
standard and adapted CIELAB
LAB*LAB 91.87 −5.68 71.07
LAB*LABa 91.87 −4.77 66.55
LAB*TCHa 62.5 66.73 94.1
relative CIELAB *lab**
lab*lab 0.954 −0.053 0.748
lab*tch 0.625 0.75 0.261
lab*nch 0.0 0.75 0.261
relative Natural Colour (NC)
lab*lrj 0.954 −0.036 0.749
lab*tce 0.625 0.75 0.258
lab*ncE 0.0 0.75 j03g

relative Inform. Technology (IT)
olvi3* 0.75 0.75 0.25 (1.0)
cmyn3* 0.25 0.25 0.75 (0.0)
olvi4* 1.0 1.0 0.5 0.75
cmyn4* 0.0 0.0 0.5 0.25
standard and adapted CIELAB
LAB*LAB 73.7 −3.74 47.67
LAB*LABa 73.7 −3.17 44.38
LAB*TCHa 50.0 44.49 94.1
relative CIELAB *lab**
lab*lab 0.72 −0.035 0.499
lab*tch 0.5 0.5 0.261
lab*nch 0.25 0.5 0.261
relative Natural Colour (NC)
lab*lrj 0.72 −0.023 0.499
lab*tce 0.5 0.5 0.258
lab*ncE 0.25 0.5 j03g

relative Inform. Technology (IT)
olvi3* 0.75 0.75 0.0 (1.0)
cmyn3* 0.25 0.25 1.0 (0.0)
olvi4* 1.0 1.0 0.25 0.75
cmyn4* 0.0 0.0 0.75 0.25
standard and adapted CIELAB
LAB*LAB 72.53 −5.31 69.77
LAB*LABa 72.53 −4.77 66.55
LAB*TCHa 37.51 66.73 94.1
relative CIELAB *lab**
lab*lab 0.704 −0.053 0.748
lab*tch 0.375 0.75 0.261
lab*nch 0.25 0.75 0.261
relative Natural Colour (NC)
lab*lrj 0.704 −0.036 0.749
lab*tce 0.375 0.75 0.258
lab*ncE 0.25 0.75 j03g

TG500−7, 5 stufige Reihen für konstanten CIELAB Buntton 96/360 = 0.268 (links)

5 stufige Reihen für konstanten CIELAB Buntton 94/360 = 0.261 (rechts)

BAM-Prüfvorlage TG50; Farbmetrik-Systeme ORS18 & ORS18 input: *olv* setrgbcolor*
D65: 2 Koordinatendaten; 5stufige Farbreihen für 10 Bunttöne output: *Startup (S) data dependend*

www.ps.bam.de/TG50/10S/S50G02SP.PS/.PDF;
S: Ausgabe-Linearisierung (OL-Daten) TG50/10S/S50G02SP.DAT im Distiller Startup (S) Directory

Siehe ähnliche Dateien: http://www.ps.bam.de/TG50/
Technische Information: http://www.ps.bam.de Version 2.1, io=1,1?

BAM-Registrierung: 20060101-TG50/10S/S50G02SP.PS/.PDF BAM-Material: Code=rha4ta
Anwendung für Beurteilung und Messung von Drucker– oder Monitorsystemen
/TG50/ Form: 3/10, Serie: 1/1, Seite: 3 Sattenz hlung 3

Eingabe: Farbmetrisches Reflexions-System ORS18

für Buntton *h = lab*h = 151/360 = 0.419***
lab*tch* und *lab*nch

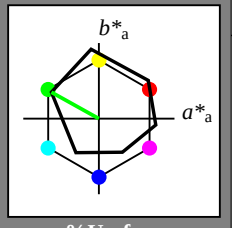

D65: Buntton L
LCH*Ma: 51 72 151
rgb*Ma: 0.0 1.0 0.0

Dreiecks-Helligkeit *t**

%Umfang
u^*_{rel} = 93

ORS18; adaptierte CIELAB-Daten

	$L^*=L^*_a$	a^*_a	b^*_a	$C^*_{ab,a}$	$h^*_{ab,a}$
O_{Ma}	47.94	65.37	50.52	82.62	38
Y_{Ma}	90.37	−10.27	91.77	92.34	96
L_{Ma}	50.9	−62.79	34.95	71.87	151
C_{Ma}	58.62	−30.35	−45.01	54.3	236
V_{Ma}	25.71	31.11	−44.42	54.24	305
M_{Ma}	48.13	75.27	−8.35	75.73	354
N_{Ma}	18.01	0.0	0.0	0.0	0
W_{Ma}	95.41	0.0	0.0	0.0	0
R_{CIE}	39.92	58.66	26.98	64.56	25
J_{CIE}	81.26	−2.17	67.76	67.79	92
G_{CIE}	52.23	−42.26	11.75	43.87	164
B_{CIE}	30.57	1.15	−46.84	46.87	271

%Regularität
$g^*_{H,rel}$ = 57
$g^*_{C,rel}$ = 59

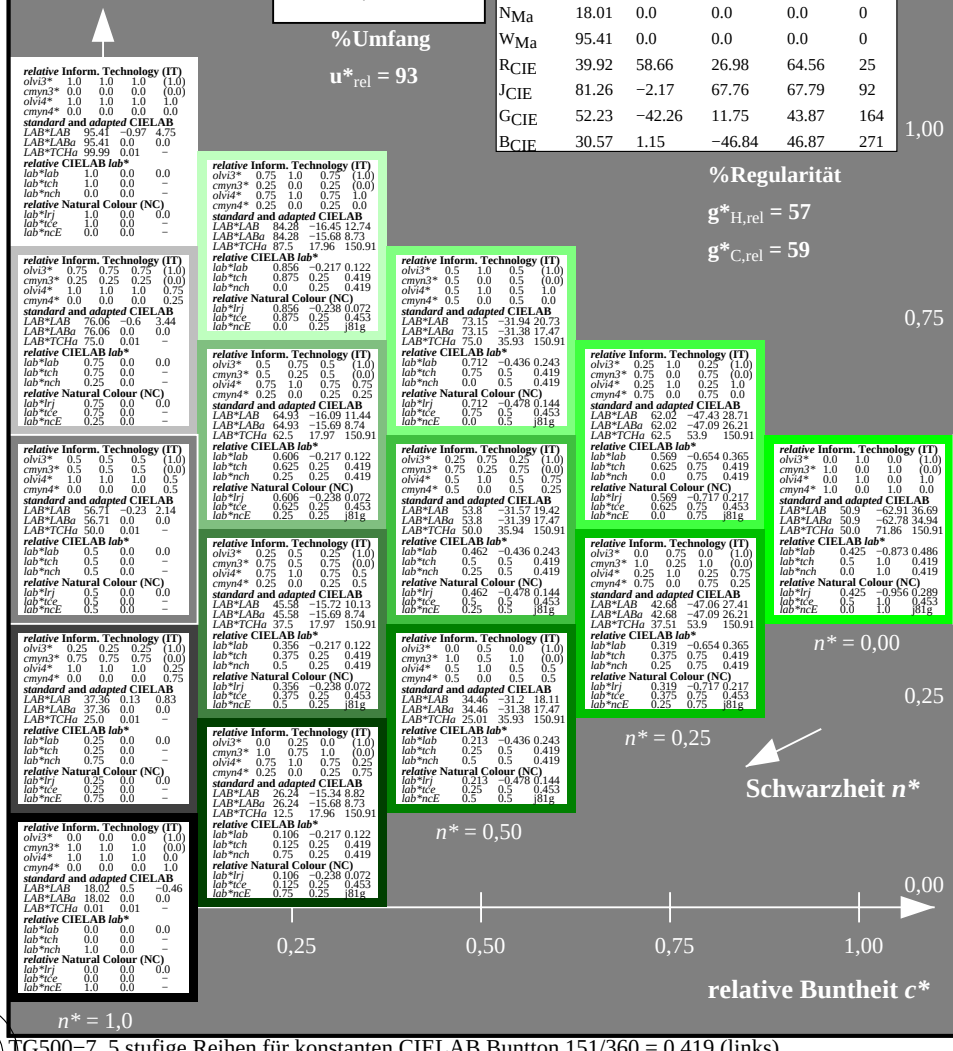

TG500−7, 5 stufige Reihen für konstanten CIELAB Buntton 151/360 = 0.419 (links)

Ausgabe: Farbmetrisches Reflexions-System MRS18

für Buntton *h = lab*h = 172/360 = 0.479***
lab*tch* und *lab*nch

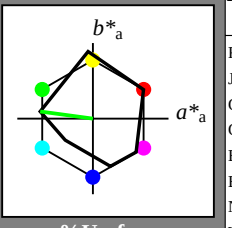

D65: Buntton G
LCH*Ma: 52 70 172
rgb*Ma: 0.0 1.0 0.0

Dreiecks-Helligkeit *t**

%Umfang
u^*_{rel} = 91

MRS18; adaptierte CIELAB-Daten

	$L^*=L^*_a$	a^*_a	b^*_a	$C^*_{ab,a}$	$h^*_{ab,a}$
R_{Ma}	49.63	66.96	38.37	77.18	30
J_{Ma}	90.7	−6.36	88.75	88.98	94
G_{Ma}	52.11	−69.73	9.44	70.37	172
$G50B_{Ma}$	45.03	−36.57	−28.47	46.36	218
B_{Ma}	36.65	23.19	−63.05	67.18	290
$B50R_{Ma}$	34.94	57.17	−44.26	72.31	322
N_{Ma}	18.01	0.0	0.0	0.0	0
W_{Ma}	95.41	0.0	0.0	0.0	0
R_{CIE}	39.92	58.66	26.98	64.56	25
J_{CIE}	81.26	−2.17	67.76	67.79	92
G_{CIE}	52.23	−42.26	11.75	43.87	164
B_{CIE}	30.57	1.15	−46.84	46.87	271

%Regularität
$g^*_{H,rel}$ = 41
$g^*_{C,rel}$ = 52

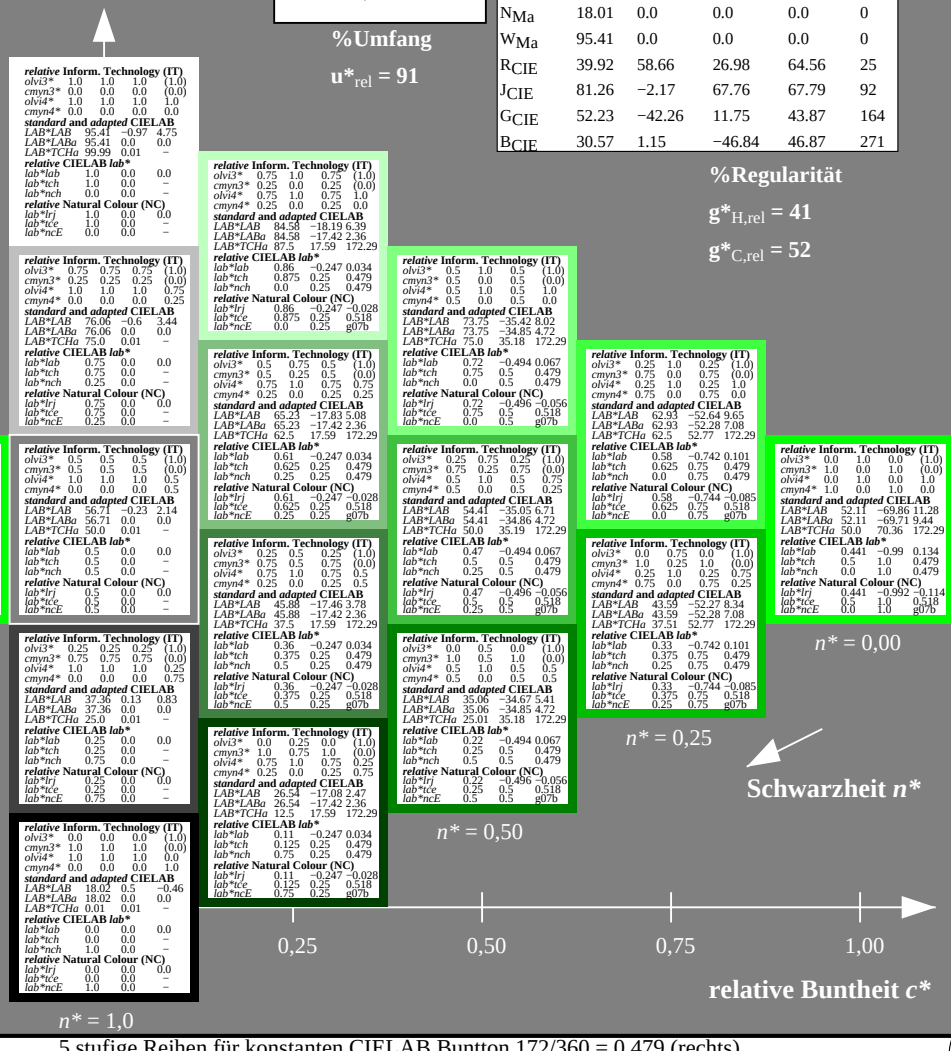

5 stufige Reihen für konstanten CIELAB Buntton 172/360 = 0.479 (rechts)

BAM-Prüfvorlage TG50; Farbmetrik-Systeme ORS18 & ORS18 input: *olv* setrgbcolor*
D65: 2 Koordinatendaten; 5stufige Farbreihen für 10 Bunttöne output: *Startup (S) data dependend*

www.ps.bam.de/TG50/10S/S50G03SP.PS/.PDF;
S: Ausgabe-Linearisierung (OL-Daten) TG50/10S/S50G03SP.DAT im Distiller Startup (S) Directory

Siehe ähnliche Dateien: http://www.ps.bam.de/TG50/
Technische Information: http://www.ps.bam.de Version 2.1, io=1,1?

BAM-Registrierung: 20060101-TG50/10S/S50G03SP.PS/.PDF BAM-Material: Code=rha4ta
Anwendung für Beurteilung und Messung von Drucker– oder Monitorsystemen
/TG50/ Form: 4/10, Serie: 1/1, Seite: 4 Seitenz hlung 4

Eingabe: Farbmetrisches Reflexions-System ORS18

für Buntton *h = lab*h = 236/360 = 0.656***
lab*tch* und *lab*nch

D65: Buntton C
LCH*Ma: 59 54 236
rgb*Ma: 0.0 1.0 1.0

Dreiecks-Helligkeit *t**

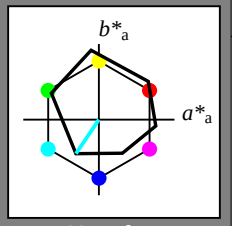

%Umfang
u^*_{rel} = 93

ORS18; adaptierte CIELAB-Daten

	$L^*=L^*_a$	a^*_a	b^*_a	$C^*_{ab,a}$	$h^*_{ab,a}$
O_{Ma}	47.94	65.37	50.52	82.62	38
Y_{Ma}	90.37	−10.27	91.77	92.34	96
L_{Ma}	50.9	−62.79	34.95	71.87	151
C_{Ma}	58.62	−30.35	−45.01	54.3	236
V_{Ma}	25.71	31.11	−44.42	54.24	305
M_{Ma}	48.13	75.27	−8.35	75.73	354
N_{Ma}	18.01	0.0	0.0	0.0	0
W_{Ma}	95.41	0.0	0.0	0.0	0
R_{CIE}	39.92	58.66	26.98	64.56	25
J_{CIE}	81.26	−2.17	67.76	67.79	92
G_{CIE}	52.23	−42.26	11.75	43.87	164
B_{CIE}	30.57	1.15	−46.84	46.87	271

%Regularität
$g^*_{H,rel}$ = 57
$g^*_{C,rel}$ = 59

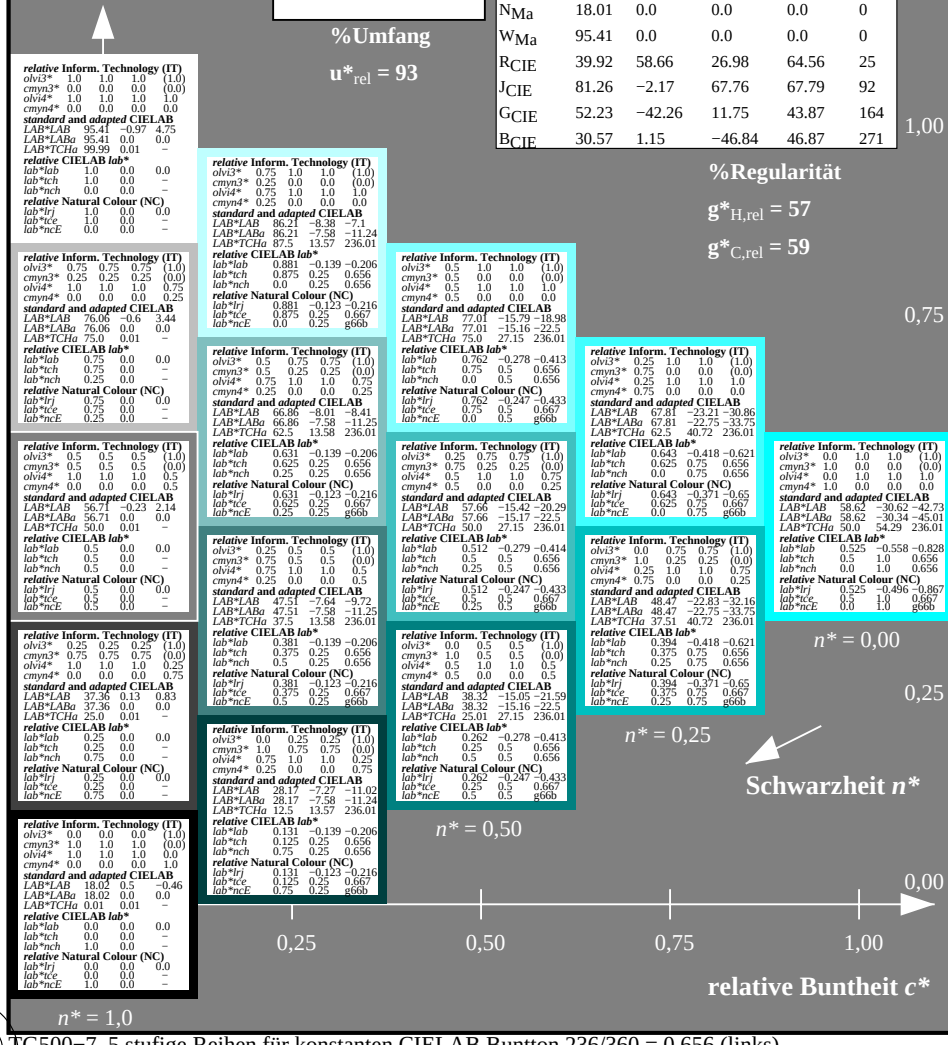

Ausgabe: Farbmetrisches Reflexions-System MRS18

für Buntton *h = lab*h = 218/360 = 0.605***
lab*tch* und *lab*nch

D65: Buntton G50B
LCH*Ma: 45 46 218
rgb*Ma: 0.0 1.0 1.0

Dreiecks-Helligkeit *t**

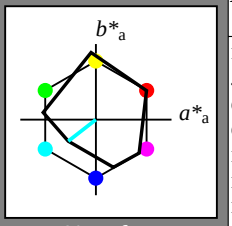

%Umfang
u^*_{rel} = 91

MRS18; adaptierte CIELAB-Daten

	$L^*=L^*_a$	a^*_a	b^*_a	$C^*_{ab,a}$	$h^*_{ab,a}$
R_{Ma}	49.63	66.96	38.37	77.18	30
J_{Ma}	90.7	−6.36	88.75	88.98	94
G_{Ma}	52.11	−69.73	9.44	70.37	172
$G50B_{Ma}$	45.03	−36.57	−28.47	46.36	218
B_{Ma}	36.65	23.19	−63.05	67.18	290
$B50R_{Ma}$	34.94	57.17	−44.26	72.31	322
N_{Ma}	18.01	0.0	0.0	0.0	0
W_{Ma}	95.41	0.0	0.0	0.0	0
R_{CIE}	39.92	58.66	26.98	64.56	25
J_{CIE}	81.26	−2.17	67.76	67.79	92
G_{CIE}	52.23	−42.26	11.75	43.87	164
B_{CIE}	30.57	1.15	−46.84	46.87	271

%Regularität
$g^*_{H,rel}$ = 41
$g^*_{C,rel}$ = 52

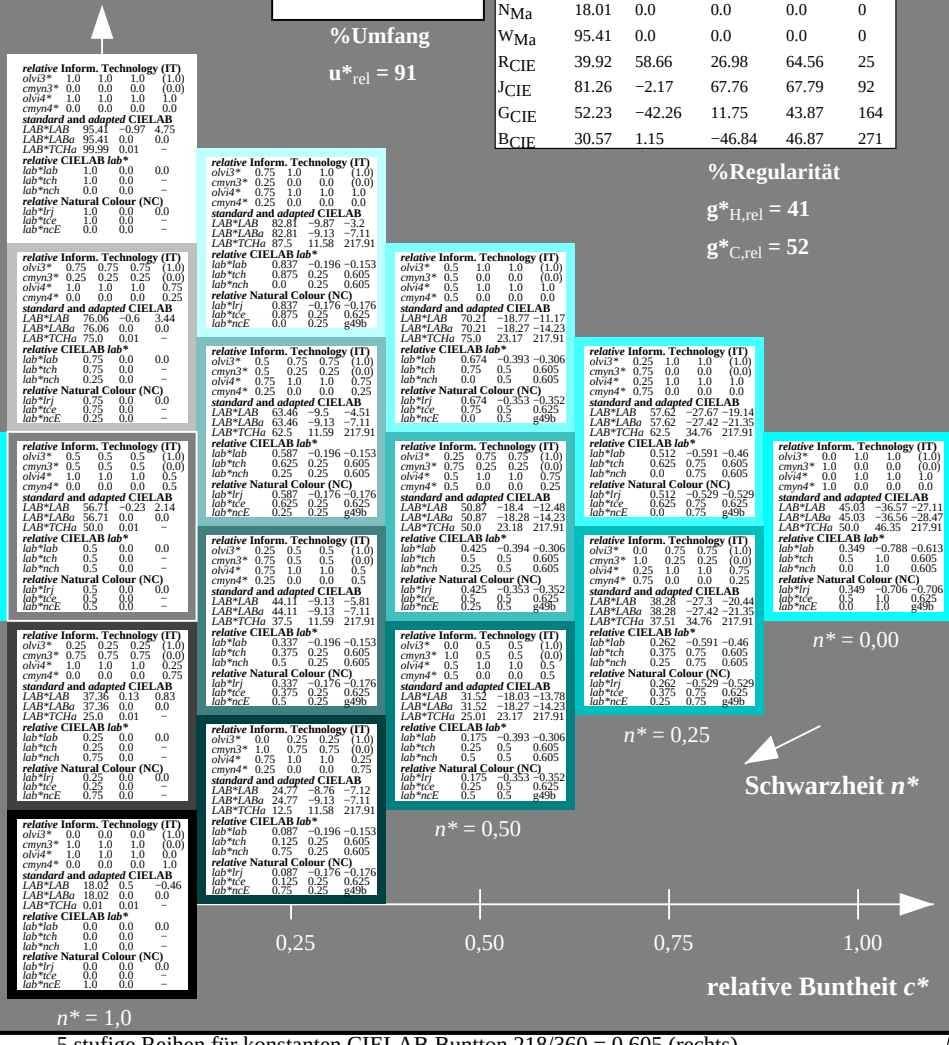

TG500−7, 5 stufige Reihen für konstanten CIELAB Buntton 236/360 = 0.656 (links)

5 stufige Reihen für konstanten CIELAB Buntton 218/360 = 0.605 (rechts)

BAM-Prüfvorlage TG50; Farbmetrik-Systeme ORS18 & ORS18 input: *olv* setrgbcolor*
D65: 2 Koordinatendaten; 5stufige Farbreihen für 10 Bunttöne output: *Startup (S) data dependend*

www.ps.bam.de/TG50/10S/S50G04SP.PS/.PDF;
S: Ausgabe-Linearisierung (OL-Daten) TG50/10S/S50G04SP.DAT im Distiller Startup (S) Directory

Siehe ähnliche Dateien: http://www.ps.bam.de/TG50/
Technische Information: http://www.ps.bam.de Version 2.1, io=1,1?

BAM-Registrierung: 20060101-TG50/10S/S50G04SP.PS/.PDF BAM-Material: Code=rha4ta
Anwendung für Beurteilung und Messung von Drucker– oder Monitorsystemen
/TG50/ Form: 5/10, Serie: 1/1, Seite: 5 Sattelstreifen 5

Eingabe: Farbmetrisches Reflexions-System ORS18

für Buntton *h = lab*h = 305/360 = 0.847**
lab*tch* und *lab*nch

D65: Buntton V
LCH*Ma: 26 54 305
rgb*Ma: 0.0 0.0 1.0

Dreiecks-Helligkeit *t**

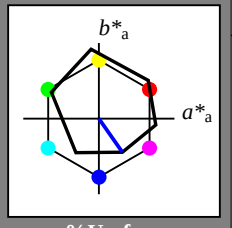

%Umfang
u^*_{rel} = 93

ORS18; adaptierte CIELAB-Daten

	$L^*=L^*_a$	a^*_a	b^*_a	$C^*_{ab,a}$	$h^*_{ab,a}$
O_{Ma}	47.94	65.37	50.52	82.62	38
Y_{Ma}	90.37	−10.27	91.77	92.34	96
L_{Ma}	50.9	−62.79	34.95	71.87	151
C_{Ma}	58.62	−30.35	−45.01	54.3	236
V_{Ma}	25.71	31.11	−44.42	54.24	305
M_{Ma}	48.13	75.27	−8.35	75.73	354
N_{Ma}	18.01	0.0	0.0	0.0	0
W_{Ma}	95.41	0.0	0.0	0.0	0
R_{CIE}	39.92	58.66	26.98	64.56	25
J_{CIE}	81.26	−2.17	67.76	67.79	92
G_{CIE}	52.23	−42.26	11.75	43.87	164
B_{CIE}	30.57	1.15	−46.84	46.87	271

%Regularität
$g^*_{H,rel}$ = 57
$g^*_{C,rel}$ = 59

1,00
0,75
0,25
0,00

*n** = 0,00
*n** = 0,25
*n** = 0,50
*n** = 1,0

Schwarzheit *n**

0,25 0,50 0,75 1,00
relative Buntheit *c**

TG500−7, 5 stufige Reihen für konstanten CIELAB Buntton 305/360 = 0.847 (links)

Ausgabe: Farbmetrisches Reflexions-System MRS18

für Buntton *h = lab*h = 290/360 = 0.806**
lab*tch* und *lab*nch

D65: Buntton B
LCH*Ma: 37 67 290
rgb*Ma: 0.0 0.0 1.0

Dreiecks-Helligkeit *t**

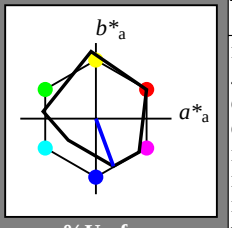

%Umfang
u^*_{rel} = 91

MRS18; adaptierte CIELAB-Daten

	$L^*=L^*_a$	a^*_a	b^*_a	$C^*_{ab,a}$	$h^*_{ab,a}$
R_{Ma}	49.63	66.96	38.37	77.18	30
J_{Ma}	90.7	−6.36	88.75	88.98	94
G_{Ma}	52.11	−69.73	9.44	70.37	172
$G50B_{Ma}$	45.03	−36.57	−28.47	46.36	218
B_{Ma}	36.65	23.19	−63.05	67.18	290
$B50R_{Ma}$	34.94	57.17	−44.26	72.31	322
N_{Ma}	18.01	0.0	0.0	0.0	0
W_{Ma}	95.41	0.0	0.0	0.0	0
R_{CIE}	39.92	58.66	26.98	64.56	25
J_{CIE}	81.26	−2.17	67.76	67.79	92
G_{CIE}	52.23	−42.26	11.75	43.87	164
B_{CIE}	30.57	1.15	−46.84	46.87	271

%Regularität
$g^*_{H,rel}$ = 41
$g^*_{C,rel}$ = 52

*n** = 0,00
*n** = 0,25
*n** = 0,50
*n** = 1,0

Schwarzheit *n**

0,25 0,50 0,75 1,00
relative Buntheit *c**

5 stufige Reihen für konstanten CIELAB Buntton 290/360 = 0.806 (rechts)

BAM-Prüfvorlage TG50; Farbmetrik-Systeme ORS18 & ORS18 input: *olv* setrgbcolor*
D65: 2 Koordinatendaten; 5stufige Farbreihen für 10 Bunttöne output: *Startup (S) data dependend*

www.ps.bam.de/TG50/10S/S50G05SP.PS/.PDF;
S: Ausgabe-Linearisierung (OL-Daten) TG50/10S/S50G05SP.DAT im Distiller Startup (S) Directory

Siehe ähnliche Dateien: http://www.ps.bam.de/TG50/
Technische Information: http://www.ps.bam.de Version 2.1, io=1,1?

BAM-Registrierung: 20060101-TG50/10S/S50G05SP.PS/.PDF BAM-Material: Code=rha4ta
Anwendung für Beurteilung und Messung von Drucker– oder Monitorsystemen
/TG50/ Form: 6/10, Serie: 1/1, Seite: 6 Sattelstreifen 6

Eingabe: Farbmetrisches Reflexions-System ORS18

für Buntton *h* = lab*h = 354/360 = 0.982*
*lab*tch* und *lab*nch*

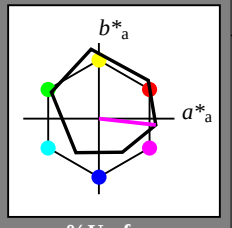

D65: Buntton M
LCH*Ma: 48 76 354
rgb*Ma: 1.0 0.0 1.0

Dreiecks-Helligkeit *t**

%Umfang
u^*_{rel} = 93

ORS18; adaptierte CIELAB-Daten

	$L^*=L^*_a$	a^*_a	b^*_a	$C^*_{ab,a}$	$h^*_{ab,a}$
O_{Ma}	47.94	65.37	50.52	82.62	38
Y_{Ma}	90.37	−10.27	91.77	92.34	96
L_{Ma}	50.9	−62.79	34.95	71.87	151
C_{Ma}	58.62	−30.35	−45.01	54.3	236
V_{Ma}	25.71	31.11	−44.42	54.24	305
M_{Ma}	48.13	75.27	−8.35	75.73	354
N_{Ma}	18.01	0.0	0.0	0.0	0
W_{Ma}	95.41	0.0	0.0	0.0	0
R_{CIE}	39.92	58.66	26.98	64.56	25
J_{CIE}	81.26	−2.17	67.76	67.79	92
G_{CIE}	52.23	−42.26	11.75	43.87	164
B_{CIE}	30.57	1.15	−46.84	46.87	271

%Regularität
$g^*_{H,rel}$ = 57
$g^*_{C,rel}$ = 59

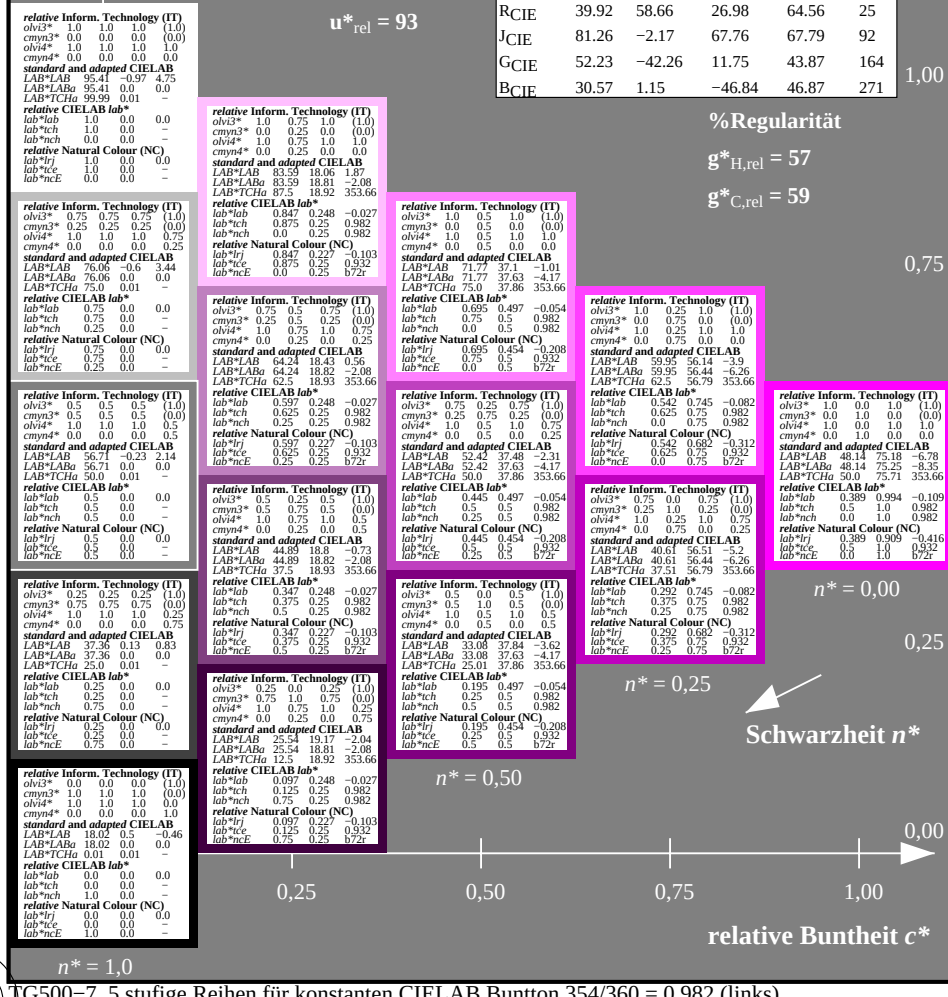

TG500−7, 5 stufige Reihen für konstanten CIELAB Buntton 354/360 = 0.982 (links)

Ausgabe: Farbmetrisches Reflexions-System MRS18

für Buntton *h* = lab*h = 322/360 = 0.895*
*lab*tch* und *lab*nch*

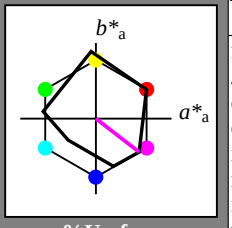

D65: Buntton B50R
LCH*Ma: 35 72 322
rgb*Ma: 1.0 0.0 1.0

Dreiecks-Helligkeit *t**

%Umfang
u^*_{rel} = 91

MRS18; adaptierte CIELAB-Daten

	$L^*=L^*_a$	a^*_a	b^*_a	$C^*_{ab,a}$	$h^*_{ab,a}$
R_{Ma}	49.63	66.96	38.37	77.18	30
J_{Ma}	90.7	−6.36	88.75	88.98	94
G_{Ma}	52.11	−69.73	9.44	70.37	172
$G50B_{Ma}$	45.03	−36.57	−28.47	46.36	218
B_{Ma}	36.65	23.19	−63.05	67.18	290
$B50R_{Ma}$	34.94	57.17	−44.26	72.31	322
N_{Ma}	18.01	0.0	0.0	0.0	0
W_{Ma}	95.41	0.0	0.0	0.0	0
R_{CIE}	39.92	58.66	26.98	64.56	25
J_{CIE}	81.26	−2.17	67.76	67.79	92
G_{CIE}	52.23	−42.26	11.75	43.87	164
B_{CIE}	30.57	1.15	−46.84	46.87	271

%Regularität
$g^*_{H,rel}$ = 41
$g^*_{C,rel}$ = 52

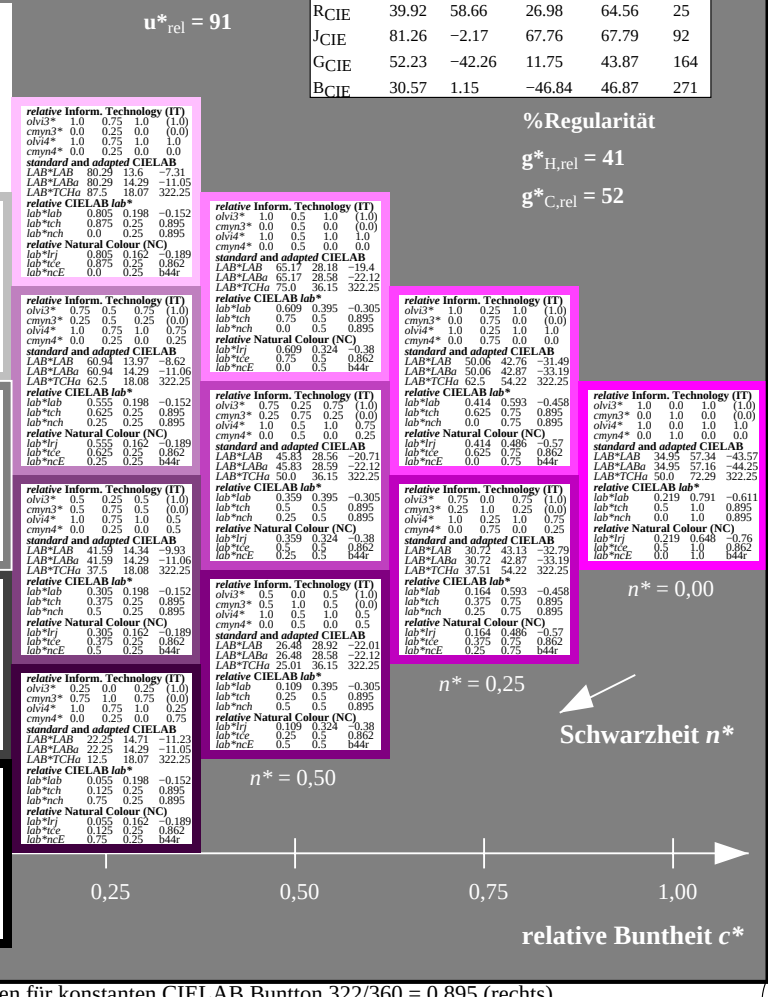

5 stufige Reihen für konstanten CIELAB Buntton 322/360 = 0.895 (rechts)

BAM-Prüfvorlage TG50; Farbmetrik-Systeme ORS18 & ORS18 input: *olv* setrgbcolor*
D65: 2 Koordinatendaten; 5stufige Farbreihen für 10 Bunttöne output: *Startup (S) data dependend*

Siehe ähnliche Dateien: http://www.ps.bam.de/TG50/
Technische Information: http://www.ps.bam.de Version 2.1, io=1,1?

BAM-Registrierung: 20060101-TG50/10S/S50G06SP.PS/.PDF BAM-Material: Code=rha4ta
Anwendung für Beurteilung und Messung von Drucker– oder Monitorsystemen
/TG50/ Form: 7/10, Serie: 1/1, Seite: 7 Sektenz hlung 7

Eingabe: Farbmetrisches Reflexions-System ORS18

für Buntton *h = lab*h = 25/360 = 0.069**
lab*tch* und *lab*nch

D65: Buntton R
LCH*Ma: 48 75 25
rgb*Ma: 1.0 0.0 0.32

Dreiecks-Helligkeit *t**

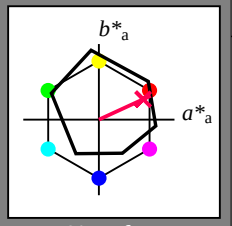

%Umfang

u*rel = 93

ORS18; adaptierte CIELAB-Daten

	L*=L*a	a*a	b*a	C*ab,a	h*ab,a
OMa	47.94	65.37	50.52	82.62	38
YMa	90.37	−10.27	91.77	92.34	96
LMa	50.9	−62.79	34.95	71.87	151
CMa	58.62	−30.35	−45.01	54.3	236
VMa	25.71	31.11	−44.42	54.24	305
MMa	48.13	75.27	−8.35	75.73	354
NMa	18.01	0.0	0.0	0.0	0
WMa	95.41	0.0	0.0	0.0	0
RCIE	39.92	58.66	26.98	64.56	25
JCIE	81.26	−2.17	67.76	67.79	92
GCIE	52.23	−42.26	11.75	43.87	164
BCIE	30.57	1.15	−46.84	46.87	271

%Regularität

g*H,rel = 57

g*C,rel = 59

Ausgabe: Farbmetrisches Reflexions-System MRS18

für Buntton *h = lab*h = 25/360 = 0.069**
lab*tch* und *lab*nch

D65: Buntton R
LCH*Ma: 48 73 25
rgb*Ma: 1.0 0.0 0.1

Dreiecks-Helligkeit *t**

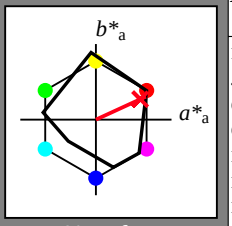

%Umfang

u*rel = 91

MRS18; adaptierte CIELAB-Daten

	L*=L*a	a*a	b*a	C*ab,a	h*ab,a
RMa	49.63	66.96	38.37	77.18	30
JMa	90.7	−6.36	88.75	88.98	94
GMa	52.11	−69.73	9.44	70.37	172
G50BMa	45.03	−36.57	−28.47	46.36	218
BMa	36.65	23.19	−63.05	67.18	290
B50RMa	34.94	57.17	−44.26	72.31	322
NMa	18.01	0.0	0.0	0.0	0
WMa	95.41	0.0	0.0	0.0	0
RCIE	39.92	58.66	26.98	64.56	25
JCIE	81.26	−2.17	67.76	67.79	92
GCIE	52.23	−42.26	11.75	43.87	164
BCIE	30.57	1.15	−46.84	46.87	271

%Regularität

g*H,rel = 41

g*C,rel = 52

1,00

0,75

0,25

0,00

Schwarzheit *n**

n = 0,00 · *n* = 0,25 · *n* = 0,50 · *n* = 1,0

0,25 · 0,50 · 0,75 · 1,00

relative Buntheit *c**

relative Inform. Technology (IT)
olvi3* 1.0 1.0 1.0 (1.0)
cmyn3* 0.0 0.0 0.0 (0.0)
olvi4* 1.0 1.0 1.0 1.0
cmyn4* 0.0 0.0 0.0 0.0
standard and adapted CIELAB
LAB*LAB 95.41 −0.97 4.75
LAB*LABa 95.41 0.0 0.0
LAB*TCHa 99.99 0.01 –
relative CIELAB *lab**
lab*lab 1.0 0.0 0.0
lab*tch 1.0 0.0 –
lab*nch 0.0 0.0 –
relative Natural Colour (NC)
lab*lrj 1.0 0.0 0.0
lab*tce 1.0 0.0 –
lab*ncE 0.0 0.0 –

relative Inform. Technology (IT)
olvi3* 0.75 0.75 0.75 (1.0)
cmyn3* 0.25 0.25 0.25 (0.0)
olvi4* 1.0 1.0 1.0 0.75
cmyn4* 0.0 0.0 0.0 0.25
standard and adapted CIELAB
LAB*LAB 76.06 −0.6 3.44
LAB*LABa 76.06 0.0 0.0
LAB*TCHa 75.0 0.01 –
relative CIELAB *lab**
lab*lab 0.75 0.0 0.0
lab*tch 0.75 0.0 –
lab*nch 0.25 0.0 –
relative Natural Colour (NC)
lab*lrj 0.75 0.0 0.0
lab*tce 0.75 0.0 –
lab*ncE 0.25 0.0 –

relative Inform. Technology (IT)
olvi3* 0.5 0.5 0.5 (1.0)
cmyn3* 0.5 0.5 0.5 (0.0)
olvi4* 1.0 1.0 1.0 0.5
cmyn4* 0.0 0.0 0.0 0.5
standard and adapted CIELAB
LAB*LAB 56.71 −0.23 2.14
LAB*LABa 56.71 0.0 0.0
LAB*TCHa 50.0 0.01 –
relative CIELAB *lab**
lab*lab 0.5 0.0 0.0
lab*tch 0.5 0.0 –
lab*nch 0.5 0.0 –
relative Natural Colour (NC)
lab*lrj 0.5 0.0 0.0
lab*tce 0.5 0.0 –
lab*ncE 0.5 0.0 –

relative Inform. Technology (IT)
olvi3* 0.25 0.25 0.25 (1.0)
cmyn3* 0.75 0.75 0.75 (0.0)
olvi4* 1.0 1.0 1.0 0.25
cmyn4* 0.0 0.0 0.0 0.75
standard and adapted CIELAB
LAB*LAB 37.36 0.13 0.83
LAB*LABa 37.36 0.0 0.0
LAB*TCHa 25.0 0.01 –
relative CIELAB *lab**
lab*lab 0.25 0.0 0.0
lab*tch 0.25 0.0 –
lab*nch 0.75 0.0 –
relative Natural Colour (NC)
lab*lrj 0.25 0.0 0.0
lab*tce 0.25 0.0 –
lab*ncE 0.75 0.0 –

relative Inform. Technology (IT)
olvi3* 0.0 0.0 0.0 (1.0)
cmyn3* 1.0 1.0 1.0 (0.0)
olvi4* 1.0 1.0 1.0 0.0
cmyn4* 0.0 0.0 0.0 1.0
standard and adapted CIELAB
LAB*LAB 18.02 0.5 −0.46
LAB*LABa 18.02 0.0 0.0
LAB*TCHa 0.01 0.01 –
relative CIELAB *lab**
lab*lab 0.0 0.0 0.0
lab*tch 0.0 0.0 –
lab*nch 1.0 0.0 –
relative Natural Colour (NC)
lab*lrj 0.0 0.0 0.0
lab*tce 0.0 0.0 –
lab*ncE 1.0 0.0 –

relative Inform. Technology (IT)
olvi3* 1.0 0.75 0.831 (1.0)
cmyn3* 0.0 0.25 0.169 (0.0)
olvi4* 1.0 0.75 0.831 1.0
cmyn4* 0.0 0.25 0.169 0.0
standard and adapted CIELAB
LAB*LAB 83.55 16.38 11.84
LAB*LABa 83.55 17.13 7.88
LAB*TCHa 87.5 18.86 24.69
relative CIELAB *lab**
lab*lab 0.847 0.227 0.104
lab*tch 0.875 0.25 0.069
lab*nch 0.0 0.25 0.069
relative Natural Colour (NC)
lab*lrj 0.847 0.25 0.0
lab*tce 0.875 0.25 1.0
lab*ncE 0.0 0.25 b99r

relative Inform. Technology (IT)
olvi3* 0.75 0.5 0.581 (1.0)
cmyn3* 0.25 0.5 0.419 (0.0)
olvi4* 1.0 0.75 0.831 0.75
cmyn4* 0.0 0.25 0.169 0.25
standard and adapted CIELAB
LAB*LAB 64.21 16.76 10.54
LAB*LABa 64.21 17.14 7.88
LAB*TCHa 62.5 18.87 24.7
relative CIELAB *lab**
lab*lab 0.597 0.227 0.104
lab*tch 0.625 0.25 0.069
lab*nch 0.25 0.25 0.069
relative Natural Colour (NC)
lab*lrj 0.597 0.25 0.0
lab*tce 0.625 0.25 1.0
lab*ncE 0.25 0.25 b99r

relative Inform. Technology (IT)
olvi3* 0.5 0.25 0.331 (1.0)
cmyn3* 0.5 0.75 0.669 (0.0)
olvi4* 1.0 0.75 0.831 0.5
cmyn4* 0.0 0.25 0.169 0.5
standard and adapted CIELAB
LAB*LAB 44.86 17.13 9.23
LAB*LABa 44.86 17.14 7.88
LAB*TCHa 37.5 18.87 24.7
relative CIELAB *lab**
lab*lab 0.347 0.227 0.104
lab*tch 0.375 0.25 0.069
lab*nch 0.5 0.25 0.069
relative Natural Colour (NC)
lab*lrj 0.347 0.25 0.0
lab*tce 0.375 0.25 1.0
lab*ncE 0.5 0.25 b99r

relative Inform. Technology (IT)
olvi3* 0.25 0.0 0.081 (1.0)
cmyn3* 0.75 1.0 0.919 (0.0)
olvi4* 1.0 0.75 0.831 0.25
cmyn4* 0.0 0.25 0.169 0.75
standard and adapted CIELAB
LAB*LAB 25.51 17.49 7.93
LAB*LABa 25.51 17.13 7.88
LAB*TCHa 12.5 18.86 24.71
relative CIELAB *lab**
lab*lab 0.097 0.227 0.104
lab*tch 0.125 0.25 0.069
lab*nch 0.75 0.25 0.069
relative Natural Colour (NC)
lab*lrj 0.097 0.25 0.0
lab*tce 0.125 0.25 0.0
lab*ncE 0.75 0.25 r00j

relative Inform. Technology (IT)
olvi3* 1.0 0.5 0.661 (1.0)
cmyn3* 0.0 0.5 0.339 (0.0)
olvi4* 1.0 0.5 0.661 1.0
cmyn4* 0.0 0.5 0.339 0.0
standard and adapted CIELAB
LAB*LAB 71.7 33.75 18.92
LAB*LABa 71.7 34.27 15.76
LAB*TCHa 75.0 37.72 24.69
relative CIELAB *lab**
lab*lab 0.694 0.454 0.209
lab*tch 0.75 0.5 0.069
lab*nch 0.0 0.5 0.069
relative Natural Colour (NC)
lab*lrj 0.694 0.5 0.0
lab*tce 0.75 0.5 1.0
lab*ncE 0.0 0.5 b99r

relative Inform. Technology (IT)
olvi3* 0.75 0.25 0.411 (1.0)
cmyn3* 0.25 0.75 0.589 (0.0)
olvi4* 1.0 0.5 0.661 0.75
cmyn4* 0.0 0.5 0.339 0.25
standard and adapted CIELAB
LAB*LAB 52.36 34.13 17.62
LAB*LABa 52.36 34.28 15.77
LAB*TCHa 50.0 37.73 24.7
relative CIELAB *lab**
lab*lab 0.444 0.454 0.209
lab*tch 0.5 0.5 0.069
lab*nch 0.25 0.5 0.069
relative Natural Colour (NC)
lab*lrj 0.444 0.5 0.0
lab*tce 0.5 0.5 1.0
lab*ncE 0.25 0.5 b100r

relative Inform. Technology (IT)
olvi3* 0.5 0.0 0.161 (1.0)
cmyn3* 0.5 1.0 0.839 (0.0)
olvi4* 1.0 0.5 0.661 0.5
cmyn4* 0.0 0.5 0.339 0.5
standard and adapted CIELAB
LAB*LAB 33.01 34.49 16.31
LAB*LABa 33.01 34.27 15.77
LAB*TCHa 25.01 37.73 24.7
relative CIELAB *lab**
lab*lab 0.194 0.454 0.209
lab*tch 0.25 0.5 0.069
lab*nch 0.5 0.5 0.069
relative Natural Colour (NC)
lab*lrj 0.194 0.5 0.0
lab*tce 0.25 0.5 0.0
lab*ncE 0.5 0.5 r00j

relative Inform. Technology (IT)
olvi3* 1.0 0.25 0.492 (1.0)
cmyn3* 0.0 0.75 0.508 (0.0)
olvi4* 1.0 0.25 0.492 1.0
cmyn4* 0.0 0.75 0.508 0.0
standard and adapted CIELAB
LAB*LAB 59.85 51.12 26.0
LAB*LABa 59.85 51.42 23.64
LAB*TCHa 62.5 56.59 24.7
relative CIELAB *lab**
lab*lab 0.541 0.681 0.313
lab*tch 0.625 0.75 0.069
lab*nch 0.0 0.75 0.069
relative Natural Colour (NC)
lab*lrj 0.541 0.75 0.0
lab*tce 0.625 0.75 1.0
lab*ncE 0.0 0.75 b99r

relative Inform. Technology (IT)
olvi3* 0.75 0.0 0.242 (1.0)
cmyn3* 0.25 1.0 0.758 (0.0)
olvi4* 1.0 0.25 0.492 0.75
cmyn4* 0.0 0.75 0.508 0.25
standard and adapted CIELAB
LAB*LAB 40.51 51.49 24.7
LAB*LABa 40.51 51.41 23.65
LAB*TCHa 37.51 56.59 24.7
relative CIELAB *lab**
lab*lab 0.291 0.681 0.313
lab*tch 0.375 0.75 0.069
lab*nch 0.25 0.75 0.069
relative Natural Colour (NC)
lab*lrj 0.291 0.75 0.0
lab*tce 0.375 0.75 0.0
lab*ncE 0.25 0.75 r00j

relative Inform. Technology (IT)
olvi3* 1.0 0.0 0.322 (1.0)
cmyn3* 0.0 1.0 0.678 (0.0)
olvi4* 1.0 0.0 0.323 1.0
cmyn4* 0.0 1.0 0.677 0.0
standard and adapted CIELAB
LAB*LAB 48.01 68.48 33.09
LAB*LABa 48.01 68.55 31.53
LAB*TCHa 50.0 75.45 24.7
relative CIELAB *lab**
lab*lab 0.388 0.908 0.418
lab*tch 0.5 1.0 0.069
lab*nch 0.0 1.0 0.069
relative Natural Colour (NC)
lab*lrj 0.388 1.0 0.0
lab*tce 0.5 1.0 0.0
lab*ncE 0.0 1.0 r00j

relative Inform. Technology (IT)
olvi3* 1.0 0.75 0.774 (1.0)
cmyn3* 0.0 0.25 0.226 (0.0)
olvi4* 1.0 0.75 0.774 1.0
cmyn4* 0.0 0.25 0.226 0.0
standard and adapted CIELAB
LAB*LAB 83.6 15.74 11.55
LAB*LABa 83.6 16.5 7.59
LAB*TCHa 87.5 18.16 24.69
relative CIELAB *lab**
lab*lab 0.847 0.227 0.104
lab*tch 0.875 0.25 0.069
lab*nch 0.0 0.25 0.069
relative Natural Colour (NC)
lab*lrj 0.847 0.25 0.0
lab*tce 0.875 0.25 1.0
lab*ncE 0.0 0.25 b99r

relative Inform. Technology (IT)
olvi3* 0.75 0.5 0.524 (1.0)
cmyn3* 0.25 0.5 0.476 (0.0)
olvi4* 1.0 0.75 0.774 0.75
cmyn4* 0.0 0.25 0.226 0.25
standard and adapted CIELAB
LAB*LAB 64.26 16.12 10.25
LAB*LABa 64.26 16.5 7.59
LAB*TCHa 62.5 18.16 24.7
relative CIELAB *lab**
lab*lab 0.598 0.227 0.104
lab*tch 0.625 0.25 0.069
lab*nch 0.25 0.25 0.069
relative Natural Colour (NC)
lab*lrj 0.598 0.25 0.0
lab*tce 0.625 0.25 1.0
lab*ncE 0.25 0.25 b99r

relative Inform. Technology (IT)
olvi3* 0.5 0.25 0.274 (1.0)
cmyn3* 0.5 0.75 0.726 (0.0)
olvi4* 1.0 0.75 0.774 0.5
cmyn4* 0.0 0.25 0.226 0.5
standard and adapted CIELAB
LAB*LAB 44.91 16.49 8.94
LAB*LABa 44.91 16.5 7.59
LAB*TCHa 37.5 18.16 24.7
relative CIELAB *lab**
lab*lab 0.348 0.227 0.104
lab*tch 0.375 0.25 0.069
lab*nch 0.5 0.25 0.069
relative Natural Colour (NC)
lab*lrj 0.348 0.25 0.0
lab*tce 0.375 0.25 1.0
lab*ncE 0.5 0.25 b99r

relative Inform. Technology (IT)
olvi3* 0.25 0.0 0.024 (1.0)
cmyn3* 0.75 1.0 0.976 (0.0)
olvi4* 1.0 0.75 0.774 0.25
cmyn4* 0.0 0.25 0.226 0.75
standard and adapted CIELAB
LAB*LAB 25.56 16.86 7.64
LAB*LABa 25.56 16.5 7.59
LAB*TCHa 12.5 18.16 24.72
relative CIELAB *lab**
lab*lab 0.098 0.227 0.104
lab*tch 0.125 0.25 0.069
lab*nch 0.75 0.25 0.069
relative Natural Colour (NC)
lab*lrj 0.098 0.25 0.0
lab*tce 0.125 0.25 0.0
lab*ncE 0.75 0.25 r00j

relative Inform. Technology (IT)
olvi3* 0.75 0.0 0.548 (1.0)
cmyn3* 0.0 0.5 0.452 (0.0)
olvi4* 1.0 0.5 0.549 1.0
cmyn4* 0.0 0.5 0.451 0.0
standard and adapted CIELAB
LAB*LAB 71.8 32.47 18.34
LAB*LABa 71.8 33.0 15.17
LAB*TCHa 75.0 36.32 24.7
relative CIELAB *lab**
lab*lab 0.695 0.454 0.209
lab*tch 0.75 0.5 0.069
lab*nch 0.0 0.5 0.069
relative Natural Colour (NC)
lab*lrj 0.695 0.5 0.0
lab*tce 0.75 0.5 1.0
lab*ncE 0.0 0.5 b99r

relative Inform. Technology (IT)
olvi3* 0.75 0.25 0.298 (1.0)
cmyn3* 0.25 0.75 0.702 (0.0)
olvi4* 1.0 0.5 0.548 0.75
cmyn4* 0.0 0.5 0.452 0.25
standard and adapted CIELAB
LAB*LAB 52.46 32.85 17.04
LAB*LABa 52.46 33.01 15.18
LAB*TCHa 50.0 36.33 24.7
relative CIELAB *lab**
lab*lab 0.445 0.454 0.209
lab*tch 0.5 0.5 0.069
lab*nch 0.25 0.5 0.069
relative Natural Colour (NC)
lab*lrj 0.445 0.5 0.0
lab*tce 0.5 0.5 1.0
lab*ncE 0.25 0.5 b99r

relative Inform. Technology (IT)
olvi3* 0.5 0.0 0.048 (1.0)
cmyn3* 0.5 1.0 0.952 (0.0)
olvi4* 1.0 0.5 0.548 0.5
cmyn4* 0.0 0.5 0.452 0.5
standard and adapted CIELAB
LAB*LAB 33.11 33.21 15.74
LAB*LABa 33.11 33.0 15.18
LAB*TCHa 25.01 36.33 24.71
relative CIELAB *lab**
lab*lab 0.195 0.454 0.209
lab*tch 0.25 0.5 0.069
lab*nch 0.5 0.5 0.069
relative Natural Colour (NC)
lab*lrj 0.195 0.5 0.0
lab*tce 0.25 0.5 0.0
lab*ncE 0.5 0.5 r00j

relative Inform. Technology (IT)
olvi3* 0.25 0.25 0.323 (1.0)
cmyn3* 0.0 0.75 0.677 (0.0)
olvi4* 1.0 0.25 0.323 1.0
cmyn4* 0.0 0.75 0.677 0.0
standard and adapted CIELAB
LAB*LAB 60.0 49.2 25.13
LAB*LABa 60.0 49.5 22.76
LAB*TCHa 62.5 54.49 24.7
relative CIELAB *lab**
lab*lab 0.543 0.681 0.313
lab*tch 0.625 0.75 0.069
lab*nch 0.0 0.75 0.069
relative Natural Colour (NC)
lab*lrj 0.543 0.75 0.0
lab*tce 0.625 0.75 1.0
lab*ncE 0.0 0.75 b99r

relative Inform. Technology (IT)
olvi3* 0.75 0.0 0.073 (1.0)
cmyn3* 0.25 1.0 0.927 (0.0)
olvi4* 1.0 0.25 0.323 0.75
cmyn4* 0.0 0.75 0.677 0.25
standard and adapted CIELAB
LAB*LAB 40.66 49.57 23.84
LAB*LABa 40.66 49.5 22.77
LAB*TCHa 37.51 54.49 24.7
relative CIELAB *lab**
lab*lab 0.293 0.681 0.313
lab*tch 0.375 0.75 0.069
lab*nch 0.25 0.75 0.069
relative Natural Colour (NC)
lab*lrj 0.293 0.75 0.0
lab*tce 0.375 0.75 0.0
lab*ncE 0.25 0.75 r00j

relative Inform. Technology (IT)
olvi3* 1.0 0.0 0.097 (1.0)
cmyn3* 0.0 1.0 0.903 (0.0)
olvi4* 1.0 0.0 0.097 1.0
cmyn4* 0.0 1.0 0.903 0.0
standard and adapted CIELAB
LAB*LAB 48.21 65.92 31.93
LAB*LABa 48.21 66.0 30.36
LAB*TCHa 50.0 72.65 24.7
relative CIELAB *lab**
lab*lab 0.39 0.908 0.418
lab*tch 0.5 1.0 0.069
lab*nch 0.0 1.0 0.069
relative Natural Colour (NC)
lab*lrj 0.39 1.0 0.0
lab*tce 0.5 1.0 0.0
lab*ncE 0.0 1.0 r00j

TG500−7, 5 stufige Reihen für konstanten CIELAB Buntton 25/360 = 0.069 (links)

5 stufige Reihen für konstanten CIELAB Buntton 25/360 = 0.069 (rechts)

BAM-Prüfvorlage TG50; Farbmetrik-Systeme ORS18 & ORS18 input: *olv* setrgbcolor*
D65: 2 Koordinatendaten; 5stufige Farbreihen für 10 Bunttöne output: *Startup (S) data dependend*

www.ps.bam.de/TG50/10S/S50G07SP.PS/.PDF;
S: Ausgabe-Linearisierung (OL-Daten) TG50/10S/S50G07SP.DAT im Distiller Startup (S) Directory

Siehe ähnliche Dateien: http://www.ps.bam.de/TG50/
Technische Information: http://www.ps.bam.de Version 2.1, io=1,1?

BAM-Registrierung: 20060101-TG50/10S/S50G07SP.PS/.PDF BAM-Material: Code=rha4ta
Anwendung für Beurteilung und Messung von Drucker– oder Monitorsystemen
/TG50/ Form: 8/10, Serie: 1/1, Seite: 8 Sattelnz hlung 8

Eingabe: Farbmetrisches Reflexions-System ORS18

für Buntton *h = lab*h = 92/360 = 0.255**
lab*tch* und *lab*nch

D65: Buntton J
LCH*Ma: 86 88 92
rgb*Ma: 1.0 0.9 0.0

Dreiecks-Helligkeit *t**

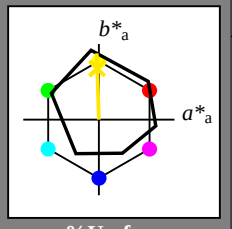

%Umfang
u*rel = 93

ORS18; adaptierte CIELAB-Daten

	L*=L*a	a*a	b*a	C*ab,a	h*ab,a
OMa	47.94	65.37	50.52	82.62	38
YMa	90.37	−10.27	91.77	92.34	96
LMa	50.9	−62.79	34.95	71.87	151
CMa	58.62	−30.35	−45.01	54.3	236
VMa	25.71	31.11	−44.42	54.24	305
MMa	48.13	75.27	−8.35	75.73	354
NMa	18.01	0.0	0.0	0.0	0
WMa	95.41	0.0	0.0	0.0	0
RCIE	39.92	58.66	26.98	64.56	25
JCIE	81.26	−2.17	67.76	67.79	92
GCIE	52.23	−42.26	11.75	43.87	164
BCIE	30.57	1.15	−46.84	46.87	271

%Regularität
g*H,rel = 57
g*C,rel = 59

1,00

0,75

0,25

0,00

n* = 0,00

n* = 0,25

n* = 0,50

n* = 1,0

Schwarzheit *n**

0,25 0,50 0,75 1,00

relative Buntheit *c**

relative Inform. Technology (IT)
olvi3* 1.0 1.0 1.0 (1.0)
cmyn3* 0.0 0.0 0.0 (0.0)
olvi4* 1.0 1.0 1.0 1.0
cmyn4* 0.0 0.0 0.0 0.0
standard and *adapted* CIELAB
LAB*LAB 95.41 −0.97 4.75
LAB*LABa 95.41 0.0 0.0
LAB*TCHa 99.99 0.01 –
relative CIELAB *lab**
lab*lab 1.0 0.0 0.0
lab*tch 1.0 0.0 –
lab*nch 0.0 0.0 –
relative Natural Colour (NC)
lab*lrj 1.0 0.0 0.0
lab*tce 1.0 0.0 –
lab*ncE 0.0 0.0 –

relative Inform. Technology (IT)
olvi3* 0.75 0.75 0.75 (1.0)
cmyn3* 0.25 0.25 0.25 (0.0)
olvi4* 1.0 1.0 1.0 0.75
cmyn4* 0.0 0.0 0.0 0.25
standard and *adapted* CIELAB
LAB*LAB 76.06 −0.6 3.44
LAB*LABa 76.06 0.0 0.0
LAB*TCHa 75.0 0.01 –
relative CIELAB *lab**
lab*lab 0.75 0.0 0.0
lab*tch 0.75 0.0 –
lab*nch 0.25 0.0 –
relative Natural Colour (NC)
lab*lrj 0.75 0.0 0.0
lab*tce 0.75 0.0 –
lab*ncE 0.25 0.0 –

relative Inform. Technology (IT)
olvi3* 0.5 0.5 0.5 (1.0)
cmyn3* 0.5 0.5 0.5 (0.0)
olvi4* 1.0 1.0 1.0 0.5
cmyn4* 0.0 0.0 0.0 0.5
standard and *adapted* CIELAB
LAB*LAB 56.71 −0.23 2.14
LAB*LABa 56.71 0.0 0.0
LAB*TCHa 50.0 0.01 –
relative CIELAB *lab**
lab*lab 0.5 0.0 0.0
lab*tch 0.5 0.0 –
lab*nch 0.5 0.0 –
relative Natural Colour (NC)
lab*lrj 0.5 0.0 0.0
lab*tce 0.5 0.0 –
lab*ncE 0.5 0.0 –

relative Inform. Technology (IT)
olvi3* 0.25 0.25 0.25 (1.0)
cmyn3* 0.75 0.75 0.75 (0.0)
olvi4* 1.0 1.0 1.0 0.25
cmyn4* 0.0 0.0 0.0 0.75
standard and *adapted* CIELAB
LAB*LAB 37.36 0.13 0.83
LAB*LABa 37.36 0.0 0.0
LAB*TCHa 25.0 0.01 –
relative CIELAB *lab**
lab*lab 0.25 0.0 0.0
lab*tch 0.25 0.0 –
lab*nch 0.75 0.0 –
relative Natural Colour (NC)
lab*lrj 0.25 0.0 0.0
lab*tce 0.25 0.0 –
lab*ncE 0.75 0.0 –

relative Inform. Technology (IT)
olvi3* 0.0 0.0 0.0 (1.0)
cmyn3* 1.0 1.0 1.0 (0.0)
olvi4* 1.0 1.0 1.0 0.0
cmyn4* 0.0 0.0 0.0 1.0
standard and *adapted* CIELAB
LAB*LAB 18.02 0.5 −0.46
LAB*LABa 18.02 0.0 0.0
LAB*TCHa 0.01 0.01 –
relative CIELAB *lab**
lab*lab 0.0 0.0 0.0
lab*tch 0.0 0.0 –
lab*nch 1.0 0.0 –
relative Natural Colour (NC)
lab*lrj 0.0 0.0 0.0
lab*tce 0.0 0.0 –
lab*ncE 1.0 0.0 –

relative Inform. Technology (IT)
olvi3* 1.0 0.975 0.75 (1.0)
cmyn3* 0.0 0.025 0.25 (0.0)
olvi4* 1.0 0.975 0.75 1.0
cmyn4* 0.0 0.025 0.25 0.0
standard and *adapted* CIELAB
LAB*LAB 93.1 −1.64 26.52
LAB*LABa 93.1 −0.7 21.92
LAB*TCHa 87.5 21.93 91.86
relative CIELAB *lab**
lab*lab 0.97 −0.007 0.25
lab*tch 0.875 0.25 0.255
lab*nch 0.0 0.25 0.255
relative Natural Colour (NC)
lab*lrj 0.97 0.0 0.25
lab*tce 0.875 0.25 0.25
lab*ncE 0.0 0.25 j00g

relative Inform. Technology (IT)
olvi3* 0.75 0.725 0.5 (1.0)
cmyn3* 0.25 0.275 0.5 (0.0)
olvi4* 1.0 0.975 0.75 0.75
cmyn4* 0.0 0.025 0.25 0.25
standard and *adapted* CIELAB
LAB*LAB 73.75 −1.26 25.22
LAB*LABa 73.75 −0.7 21.93
LAB*TCHa 62.5 21.94 91.84
relative CIELAB *lab**
lab*lab 0.72 −0.007 0.25
lab*tch 0.625 0.25 0.255
lab*nch 0.25 0.25 0.255
relative Natural Colour (NC)
lab*lrj 0.72 0.0 0.25
lab*tce 0.625 0.25 0.25
lab*ncE 0.25 0.25 r99j

relative Inform. Technology (IT)
olvi3* 0.5 0.475 0.25 (1.0)
cmyn3* 0.5 0.525 0.75 (0.0)
olvi4* 1.0 0.975 0.75 0.5
cmyn4* 0.0 0.025 0.25 0.5
standard and *adapted* CIELAB
LAB*LAB 54.4 −0.89 23.92
LAB*LABa 54.4 −0.7 21.93
LAB*TCHa 37.5 21.94 91.84
relative CIELAB *lab**
lab*lab 0.47 −0.007 0.25
lab*tch 0.375 0.25 0.255
lab*nch 0.5 0.25 0.255
relative Natural Colour (NC)
lab*lrj 0.47 0.0 0.25
lab*tce 0.375 0.25 0.25
lab*ncE 0.5 0.25 r99j

relative Inform. Technology (IT)
olvi3* 0.25 0.225 0.0 (1.0)
cmyn3* 0.75 0.775 1.0 (0.0)
olvi4* 1.0 0.975 0.75 0.25
cmyn4* 0.0 0.025 0.25 0.75
standard and *adapted* CIELAB
LAB*LAB 35.05 −0.52 22.6
LAB*LABa 35.05 −0.69 21.92
LAB*TCHa 12.5 21.93 91.84
relative CIELAB *lab**
lab*lab 0.22 −0.007 0.25
lab*tch 0.125 0.25 0.255
lab*nch 0.75 0.25 0.255
relative Natural Colour (NC)
lab*lrj 0.22 0.0 0.25
lab*tce 0.125 0.25 0.25
lab*ncE 0.75 0.25 r99j

relative Inform. Technology (IT)
olvi3* 1.0 0.951 0.5 (1.0)
cmyn3* 0.0 0.049 0.5 (0.0)
olvi4* 1.0 0.951 0.5 1.0
cmyn4* 0.0 0.049 0.5 0.0
standard and *adapted* CIELAB
LAB*LAB 90.8 −2.3 48.29
LAB*LABa 90.8 −1.41 43.85
LAB*TCHa 75.0 43.87 91.85
relative CIELAB *lab**
lab*lab 0.94 −0.015 0.5
lab*tch 0.75 0.5 0.255
lab*nch 0.0 0.5 0.255
relative Natural Colour (NC)
lab*lrj 0.94 0.0 0.5
lab*tce 0.75 0.5 0.25
lab*ncE 0.0 0.5 j00g

relative Inform. Technology (IT)
olvi3* 0.75 0.701 0.25 (1.0)
cmyn3* 0.25 0.299 0.75 (0.0)
olvi4* 1.0 0.951 0.5 0.75
cmyn4* 0.0 0.049 0.5 0.25
standard and *adapted* CIELAB
LAB*LAB 71.45 −1.92 46.99
LAB*LABa 71.45 −1.4 43.85
LAB*TCHa 50.0 43.87 91.84
relative CIELAB *lab**
lab*lab 0.69 −0.015 0.5
lab*tch 0.5 0.5 0.255
lab*nch 0.25 0.5 0.255
relative Natural Colour (NC)
lab*lrj 0.69 0.0 0.5
lab*tce 0.5 0.5 0.25
lab*ncE 0.25 0.5 r99j

relative Inform. Technology (IT)
olvi3* 0.5 0.451 0.0 (1.0)
cmyn3* 0.5 0.549 1.0 (0.0)
olvi4* 1.0 0.951 0.5 0.5
cmyn4* 0.0 0.049 0.5 0.5
standard and *adapted* CIELAB
LAB*LAB 52.1 −1.55 45.68
LAB*LABa 52.1 −1.4 43.84
LAB*TCHa 25.01 43.87 91.84
relative CIELAB *lab**
lab*lab 0.44 −0.015 0.5
lab*tch 0.25 0.5 0.255
lab*nch 0.5 0.5 0.255
relative Natural Colour (NC)
lab*lrj 0.44 0.0 0.5
lab*tce 0.25 0.5 0.25
lab*ncE 0.5 0.5 r99j

relative Inform. Technology (IT)
olvi3* 1.0 0.926 0.25 (1.0)
cmyn3* 0.0 0.074 0.75 (0.0)
olvi4* 1.0 0.926 0.25 1.0
cmyn4* 0.0 0.074 0.75 0.0
standard and *adapted* CIELAB
LAB*LAB 88.49 −2.96 70.06
LAB*LABa 88.49 −2.11 65.77
LAB*TCHa 62.5 65.81 91.85
relative CIELAB *lab**
lab*lab 0.911 −0.023 0.75
lab*tch 0.625 0.75 0.255
lab*nch 0.0 0.75 0.255
relative Natural Colour (NC)
lab*lrj 0.911 0.0 0.75
lab*tce 0.625 0.75 0.25
lab*ncE 0.0 0.75 j00g

relative Inform. Technology (IT)
olvi3* 0.75 0.676 0.0 (1.0)
cmyn3* 0.25 0.324 1.0 (0.0)
olvi4* 1.0 0.926 0.25 0.75
cmyn4* 0.0 0.074 0.75 0.25
standard and *adapted* CIELAB
LAB*LAB 69.15 −2.58 68.75
LAB*LABa 69.15 −2.11 65.77
LAB*TCHa 37.51 65.8 91.84
relative CIELAB *lab**
lab*lab 0.661 −0.023 0.75
lab*tch 0.375 0.75 0.255
lab*nch 0.25 0.75 0.255
relative Natural Colour (NC)
lab*lrj 0.661 0.0 0.75
lab*tce 0.375 0.75 0.25
lab*ncE 0.25 0.75 r99j

relative Inform. Technology (IT)
olvi3* 1.0 0.901 0.0 (1.0)
cmyn3* 0.0 0.099 1.0 (0.0)
olvi4* 1.0 0.902 0.0 1.0
cmyn4* 0.0 0.098 1.0 0.0
standard and *adapted* CIELAB
LAB*LAB 86.19 −3.62 91.83
LAB*LABa 86.19 −2.82 87.69
LAB*TCHa 50.0 87.73 91.85
relative CIELAB *lab**
lab*lab 0.881 −0.031 0.999
lab*tch 0.5 1.0 0.255
lab*nch 0.0 1.0 0.255
relative Natural Colour (NC)
lab*lrj 0.881 0.0 1.0
lab*tce 0.5 1.0 0.25
lab*ncE 0.0 1.0 j00g

Ausgabe: Farbmetrisches Reflexions-System MRS18

für Buntton *h = lab*h = 92/360 = 0.255**
lab*tch* und *lab*nch

D65: Buntton J
LCH*Ma: 89 86 92
rgb*Ma: 1.0 0.95 0.0

Dreiecks-Helligkeit *t**

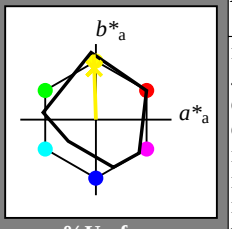

%Umfang
u*rel = 91

MRS18; adaptierte CIELAB-Daten

	L*=L*a	a*a	b*a	C*ab,a	h*ab,a
RMa	49.63	66.96	38.37	77.18	30
JMa	90.7	−6.36	88.75	88.98	94
GMa	52.11	−69.73	9.44	70.37	172
G50BMa	45.03	−36.57	−28.47	46.36	218
BMa	36.65	23.19	−63.05	67.18	290
B50RMa	34.94	57.17	−44.26	72.31	322
NMa	18.01	0.0	0.0	0.0	0
WMa	95.41	0.0	0.0	0.0	0
RCIE	39.92	58.66	26.98	64.56	25
JCIE	81.26	−2.17	67.76	67.79	92
GCIE	52.23	−42.26	11.75	43.87	164
BCIE	30.57	1.15	−46.84	46.87	271

%Regularität
g*H,rel = 41
g*C,rel = 52

relative Inform. Technology (IT)
olvi3* 1.0 1.0 1.0 (1.0)
cmyn3* 0.0 0.0 0.0 (0.0)
olvi4* 1.0 1.0 1.0 1.0
cmyn4* 0.0 0.0 0.0 0.0
standard and *adapted* CIELAB
LAB*LAB 95.41 −0.97 4.75
LAB*LABa 95.41 0.0 0.0
LAB*TCHa 99.99 0.01 –
relative CIELAB *lab**
lab*lab 1.0 0.0 0.0
lab*tch 1.0 0.0 –
lab*nch 0.0 0.0 –
relative Natural Colour (NC)
lab*lrj 1.0 0.0 0.0
lab*tce 1.0 0.0 –
lab*ncE 0.0 0.0 –

relative Inform. Technology (IT)
olvi3* 0.75 0.75 0.75 (1.0)
cmyn3* 0.25 0.25 0.25 (0.0)
olvi4* 1.0 1.0 1.0 0.75
cmyn4* 0.0 0.0 0.0 0.25
standard and *adapted* CIELAB
LAB*LAB 76.06 −0.6 3.44
LAB*LABa 76.06 0.0 0.0
LAB*TCHa 75.0 0.01 –
relative CIELAB *lab**
lab*lab 0.75 0.0 0.0
lab*tch 0.75 0.0 –
lab*nch 0.25 0.0 –
relative Natural Colour (NC)
lab*lrj 0.75 0.0 0.0
lab*tce 0.75 0.0 –
lab*ncE 0.25 0.0 –

relative Inform. Technology (IT)
olvi3* 0.5 0.5 0.5 (1.0)
cmyn3* 0.5 0.5 0.5 (0.0)
olvi4* 1.0 1.0 1.0 0.5
cmyn4* 0.0 0.0 0.0 0.5
standard and *adapted* CIELAB
LAB*LAB 56.71 −0.23 2.14
LAB*LABa 56.71 0.0 0.0
LAB*TCHa 50.0 0.01 –
relative CIELAB *lab**
lab*lab 0.5 0.0 0.0
lab*tch 0.5 0.0 –
lab*nch 0.5 0.0 –
relative Natural Colour (NC)
lab*lrj 0.5 0.0 0.0
lab*tce 0.5 0.0 –
lab*ncE 0.5 0.0 –

relative Inform. Technology (IT)
olvi3* 0.25 0.25 0.25 (1.0)
cmyn3* 0.75 0.75 0.75 (0.0)
olvi4* 1.0 1.0 1.0 0.25
cmyn4* 0.0 0.0 0.0 0.75
standard and *adapted* CIELAB
LAB*LAB 37.36 0.13 0.83
LAB*LABa 37.36 0.0 0.0
LAB*TCHa 25.0 0.01 –
relative CIELAB *lab**
lab*lab 0.25 0.0 0.0
lab*tch 0.25 0.0 –
lab*nch 0.75 0.0 –
relative Natural Colour (NC)
lab*lrj 0.25 0.0 0.0
lab*tce 0.25 0.0 –
lab*ncE 0.75 0.0 –

relative Inform. Technology (IT)
olvi3* 0.0 0.0 0.0 (1.0)
cmyn3* 1.0 1.0 1.0 (0.0)
olvi4* 1.0 1.0 1.0 0.0
cmyn4* 0.0 0.0 0.0 1.0
standard and *adapted* CIELAB
LAB*LAB 18.02 0.5 −0.46
LAB*LABa 18.02 0.0 0.0
LAB*TCHa 0.01 0.01 –
relative CIELAB *lab**
lab*lab 0.0 0.0 0.0
lab*tch 0.0 0.0 –
lab*nch 1.0 0.0 –
relative Natural Colour (NC)
lab*lrj 0.0 0.0 0.0
lab*tce 0.0 0.0 –
lab*ncE 1.0 0.0 –

relative Inform. Technology (IT)
olvi3* 1.0 0.988 0.75 (1.0)
cmyn3* 0.0 0.012 0.25 (0.0)
olvi4* 1.0 0.988 0.75 1.0
cmyn4* 0.0 0.012 0.25 0.0
standard and *adapted* CIELAB
LAB*LAB 93.72 −1.64 26.21
LAB*LABa 93.72 −0.69 21.57
LAB*TCHa 87.5 21.58 91.86
relative CIELAB *lab**
lab*lab 0.978 −0.007 0.25
lab*tch 0.875 0.25 0.255
lab*nch 0.0 0.25 0.255
relative Natural Colour (NC)
lab*lrj 0.978 0.0 0.25
lab*tce 0.875 0.25 0.25
lab*ncE 0.0 0.25 j00g

relative Inform. Technology (IT)
olvi3* 0.75 0.738 0.5 (1.0)
cmyn3* 0.25 0.262 0.5 (0.0)
olvi4* 1.0 0.988 0.75 0.75
cmyn4* 0.0 0.012 0.25 0.25
standard and *adapted* CIELAB
LAB*LAB 74.38 −1.26 24.91
LAB*LABa 74.38 −0.68 21.57
LAB*TCHa 62.5 21.58 91.84
relative CIELAB *lab**
lab*lab 0.728 −0.007 0.25
lab*tch 0.625 0.25 0.255
lab*nch 0.25 0.25 0.255
relative Natural Colour (NC)
lab*lrj 0.728 0.0 0.25
lab*tce 0.625 0.25 0.25
lab*ncE 0.25 0.25 r99j

relative Inform. Technology (IT)
olvi3* 0.5 0.488 0.25 (1.0)
cmyn3* 0.5 0.512 0.75 (0.0)
olvi4* 1.0 0.988 0.75 0.5
cmyn4* 0.0 0.012 0.25 0.5
standard and *adapted* CIELAB
LAB*LAB 55.03 −0.89 23.6
LAB*LABa 55.03 −0.68 21.57
LAB*TCHa 37.5 21.58 91.84
relative CIELAB *lab**
lab*lab 0.478 −0.007 0.25
lab*tch 0.375 0.25 0.255
lab*nch 0.5 0.25 0.255
relative Natural Colour (NC)
lab*lrj 0.478 0.0 0.25
lab*tce 0.375 0.25 0.25
lab*ncE 0.5 0.25 r99j

relative Inform. Technology (IT)
olvi3* 0.25 0.238 0.0 (1.0)
cmyn3* 0.75 0.762 1.0 (0.0)
olvi4* 1.0 0.988 0.75 0.25
cmyn4* 0.0 0.012 0.25 0.75
standard and *adapted* CIELAB
LAB*LAB 35.68 −0.52 22.29
LAB*LABa 35.68 −0.68 21.56
LAB*TCHa 12.5 21.57 91.84
relative CIELAB *lab**
lab*lab 0.228 −0.007 0.25
lab*tch 0.125 0.25 0.255
lab*nch 0.75 0.25 0.255
relative Natural Colour (NC)
lab*lrj 0.228 0.0 0.25
lab*tce 0.125 0.25 0.25
lab*ncE 0.75 0.25 r99j

relative Inform. Technology (IT)
olvi3* 1.0 0.976 0.5 (1.0)
cmyn3* 0.0 0.024 0.5 (0.0)
olvi4* 1.0 0.976 0.5 1.0
cmyn4* 0.0 0.024 0.5 0.0
standard and *adapted* CIELAB
LAB*LAB 92.04 −2.3 47.67
LAB*LABa 92.04 −1.39 43.14
LAB*TCHa 75.0 43.16 91.85
relative CIELAB *lab**
lab*lab 0.957 −0.015 0.5
lab*tch 0.75 0.5 0.255
lab*nch 0.0 0.5 0.255
relative Natural Colour (NC)
lab*lrj 0.957 0.0 0.5
lab*tce 0.75 0.5 0.25
lab*ncE 0.0 0.5 j00g

relative Inform. Technology (IT)
olvi3* 0.75 0.726 0.25 (1.0)
cmyn3* 0.25 0.274 0.75 (0.0)
olvi4* 1.0 0.976 0.5 0.75
cmyn4* 0.0 0.024 0.5 0.25
standard and *adapted* CIELAB
LAB*LAB 72.7 −1.92 46.37
LAB*LABa 72.7 −1.38 43.14
LAB*TCHa 50.0 43.16 91.84
relative CIELAB *lab**
lab*lab 0.707 −0.015 0.5
lab*tch 0.5 0.5 0.255
lab*nch 0.25 0.5 0.255
relative Natural Colour (NC)
lab*lrj 0.707 0.0 0.5
lab*tce 0.5 0.5 0.25
lab*ncE 0.25 0.5 r99j

relative Inform. Technology (IT)
olvi3* 0.5 0.476 0.0 (1.0)
cmyn3* 0.5 0.524 1.0 (0.0)
olvi4* 1.0 0.976 0.5 0.5
cmyn4* 0.0 0.024 0.5 0.5
standard and *adapted* CIELAB
LAB*LAB 53.33 −1.55 45.05
LAB*LABa 53.35 −1.38 43.13
LAB*TCHa 25.01 43.16 91.84
relative CIELAB *lab**
lab*lab 0.457 −0.015 0.5
lab*tch 0.25 0.5 0.255
lab*nch 0.5 0.5 0.255
relative Natural Colour (NC)
lab*lrj 0.457 0.0 0.5
lab*tce 0.25 0.5 0.25
lab*ncE 0.5 0.5 r99j

relative Inform. Technology (IT)
olvi3* 1.0 0.963 0.25 (1.0)
cmyn3* 0.0 0.037 0.75 (0.0)
olvi4* 1.0 0.963 0.25 1.0
cmyn4* 0.0 0.037 0.75 0.0
standard and *adapted* CIELAB
LAB*LAB 90.36 −2.96 69.13
LAB*LABa 90.36 −2.08 64.71
LAB*TCHa 62.5 64.74 91.85
relative CIELAB *lab**
lab*lab 0.935 −0.023 0.75
lab*tch 0.625 0.75 0.255
lab*nch 0.0 0.75 0.255
relative Natural Colour (NC)
lab*lrj 0.935 0.0 0.75
lab*tce 0.625 0.75 0.25
lab*ncE 0.0 0.75 j00g

relative Inform. Technology (IT)
olvi3* 0.75 0.713 0.0 (1.0)
cmyn3* 0.25 0.287 1.0 (0.0)
olvi4* 1.0 0.963 0.25 0.75
cmyn4* 0.0 0.037 0.75 0.25
standard and *adapted* CIELAB
LAB*LAB 71.02 −2.59 67.82
LAB*LABa 71.02 −2.07 64.7
LAB*TCHa 37.51 64.74 91.84
relative CIELAB *lab**
lab*lab 0.685 −0.023 0.75
lab*tch 0.375 0.75 0.255
lab*nch 0.25 0.75 0.255
relative Natural Colour (NC)
lab*lrj 0.685 0.0 0.75
lab*tce 0.375 0.75 0.25
lab*ncE 0.25 0.75 r99j

relative Inform. Technology (IT)
olvi3* 1.0 0.951 0.0 (1.0)
cmyn3* 0.0 0.049 1.0 (0.0)
olvi4* 1.0 0.951 0.0 1.0
cmyn4* 0.0 0.049 1.0 0.0
standard and *adapted* CIELAB
LAB*LAB 88.68 −3.62 90.58
LAB*LABa 88.68 −2.77 86.27
LAB*TCHa 50.0 86.32 91.85
relative CIELAB *lab**
lab*lab 0.913 −0.031 0.999
lab*tch 0.5 1.0 0.255
lab*nch 0.0 1.0 0.255
relative Natural Colour (NC)
lab*lrj 0.913 0.0 1.0
lab*tce 0.5 1.0 0.25
lab*ncE 0.0 1.0 j00g

TG500−7, 5 stufige Reihen für konstanten CIELAB Buntton 92/360 = 0.255 (links)

5 stufige Reihen für konstanten CIELAB Buntton 92/360 = 0.255 (rechts)

BAM-Prüfvorlage TG50; Farbmetrik-Systeme ORS18 & ORS18 input: *olv* setrgbcolor*
D65: 2 Koordinatendaten; 5stufige Farbreihen für 10 Bunttöne output: *Startup (S) data dependend*

Siehe ähnliche Dateien: http://www.ps.bam.de/TG50/
Technische Information: http://www.ps.bam.de Version 2.1, io=1,1?

BAM-Registrierung: 20060101-TG50/10S/S50G08SP.PS/.PDF BAM-Material: Code=rha4ta
Anwendung für Beurteilung und Messung von Drucker– oder Monitorsystemen
/TG50/ Form: 9/10, Serie: 1/1, Seite: 9 Seitenz hlung 9

Eingabe: Farbmetrisches Reflexions-System ORS18

für Buntton *h* = lab*h = 164/360 = 0.457*
lab*tch* und *lab*nch

D65: Buntton G
LCH*Ma: 53 57 164
rgb*Ma: 0.0 1.0 0.25

Dreiecks-Helligkeit *t**

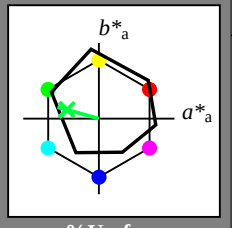

%Umfang

u^*_{rel} = 93

ORS18; adaptierte CIELAB-Daten

	$L^*=L^*_a$	a^*_a	b^*_a	$C^*_{ab,a}$	$h^*_{ab,a}$
O_{Ma}	47.94	65.37	50.52	82.62	38
Y_{Ma}	90.37	−10.27	91.77	92.34	96
L_{Ma}	50.9	−62.79	34.95	71.87	151
C_{Ma}	58.62	−30.35	−45.01	54.3	236
V_{Ma}	25.71	31.11	−44.42	54.24	305
M_{Ma}	48.13	75.27	−8.35	75.73	354
N_{Ma}	18.01	0.0	0.0	0.0	0
W_{Ma}	95.41	0.0	0.0	0.0	0
R_{CIE}	39.92	58.66	26.98	64.56	25
J_{CIE}	81.26	−2.17	67.76	67.79	92
G_{CIE}	52.23	−42.26	11.75	43.87	164
B_{CIE}	30.57	1.15	−46.84	46.87	271

%Regularität

$g^*_{H,rel}$ = 57

$g^*_{C,rel}$ = 59

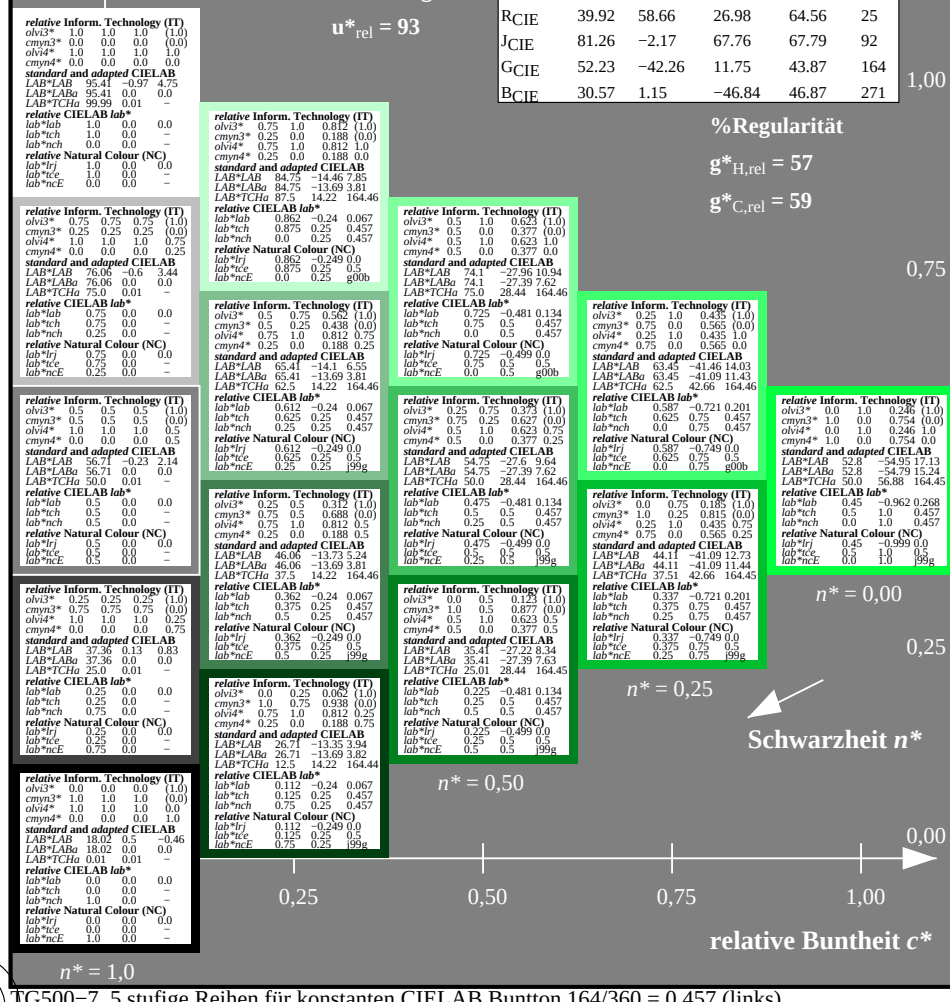

TG500−7, 5 stufige Reihen für konstanten CIELAB Buntton 164/360 = 0.457 (links)

Ausgabe: Farbmetrisches Reflexions-System MRS18

für Buntton *h* = lab*h = 164/360 = 0.457*
lab*tch* und *lab*nch

D65: Buntton G
LCH*Ma: 56 66 164
rgb*Ma: 0.1 1.0 0.0

Dreiecks-Helligkeit *t**

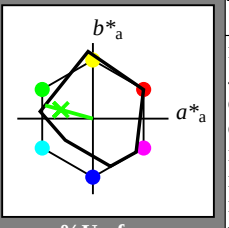

%Umfang

u^*_{rel} = 91

MRS18; adaptierte CIELAB-Daten

	$L^*=L^*_a$	a^*_a	b^*_a	$C^*_{ab,a}$	$h^*_{ab,a}$
R_{Ma}	49.63	66.96	38.37	77.18	30
J_{Ma}	90.7	−6.36	88.75	88.98	94
G_{Ma}	52.11	−69.73	9.44	70.37	172
$G50B_{Ma}$	45.03	−36.57	−28.47	46.36	218
B_{Ma}	36.65	23.19	−63.05	67.18	290
$B50R_{Ma}$	34.94	57.17	−44.26	72.31	322
N_{Ma}	18.01	0.0	0.0	0.0	0
W_{Ma}	95.41	0.0	0.0	0.0	0
R_{CIE}	39.92	58.66	26.98	64.56	25
J_{CIE}	81.26	−2.17	67.76	67.79	92
G_{CIE}	52.23	−42.26	11.75	43.87	164
B_{CIE}	30.57	1.15	−46.84	46.87	271

%Regularität

$g^*_{H,rel}$ = 41

$g^*_{C,rel}$ = 52

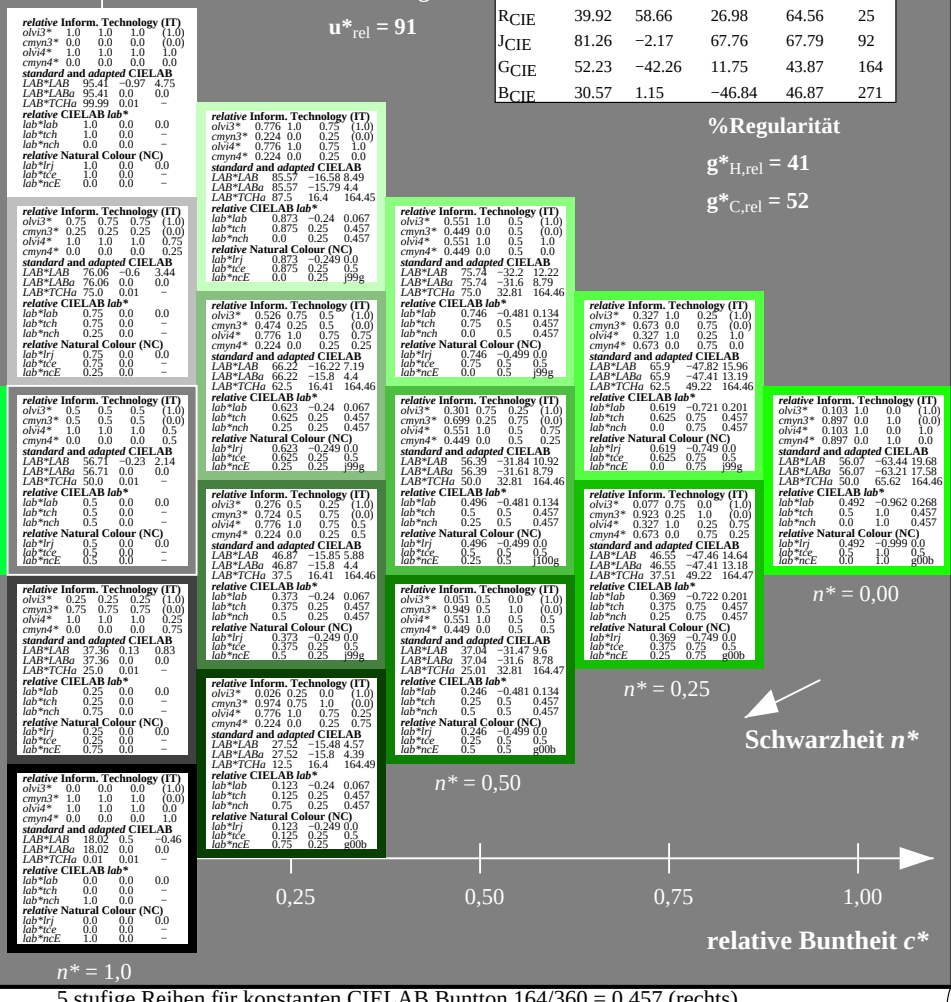

5 stufige Reihen für konstanten CIELAB Buntton 164/360 = 0.457 (rechts)

BAM-Prüfvorlage TG50; Farbmetrik-Systeme ORS18 & ORS18 input: *olv* setrgbcolor*
D65: 2 Koordinatendaten; 5stufige Farbreihen für 10 Bunttöne output: *Startup (S) data dependend*

www.ps.bam.de/TG50/10S/S50G09SP.PS/.PDF;
S: Ausgabe-Linearisierung (OL-Daten) TG50/10S/S50G09SP.DAT im Distiller Startup (S) Directory

Siehe ähnliche Dateien: http://www.ps.bam.de/TG50/
Technische Information: http://www.ps.bam.de Version 2.1, io=1,1?

BAM-Registrierung: 20060101-TG50/10S/S50G09SP.PS/.PDF BAM-Material: Code=rha4ta
Anwendung für Beurteilung und Messung von Drucker– oder Monitorsystemen
/TG50/ Form: 10/10,Serie: 1/1, Seite: 10 Sattelnz hlung 10

Eingabe: Farbmetrisches Reflexions-System ORS18

für Buntton *h = lab*h = 271/360 = 0.754**
lab*tch* und *lab*nch

D65: Buntton B
LCH*Ma: 42 45 271
rgb*Ma: 0.0 0.49 1.0

Dreiecks-Helligkeit *t**

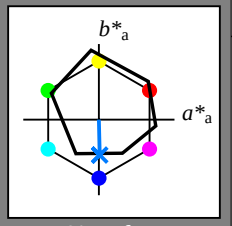

%Umfang
u*rel = 93

ORS18; adaptierte CIELAB-Daten

	L*=L*a	a*a	b*a	C*ab,a	h*ab,a
OMa	47.94	65.37	50.52	82.62	38
YMa	90.37	−10.27	91.77	92.34	96
LMa	50.9	−62.79	34.95	71.87	151
CMa	58.62	−30.35	−45.01	54.3	236
VMa	25.71	31.11	−44.42	54.24	305
MMa	48.13	75.27	−8.35	75.73	354
NMa	18.01	0.0	0.0	0.0	0
WMa	95.41	0.0	0.0	0.0	0
RCIE	39.92	58.66	26.98	64.56	25
JCIE	81.26	−2.17	67.76	67.79	92
GCIE	52.23	−42.26	11.75	43.87	164
BCIE	30.57	1.15	−46.84	46.87	271

%Regularität
g*H,rel = 57
g*C,rel = 59

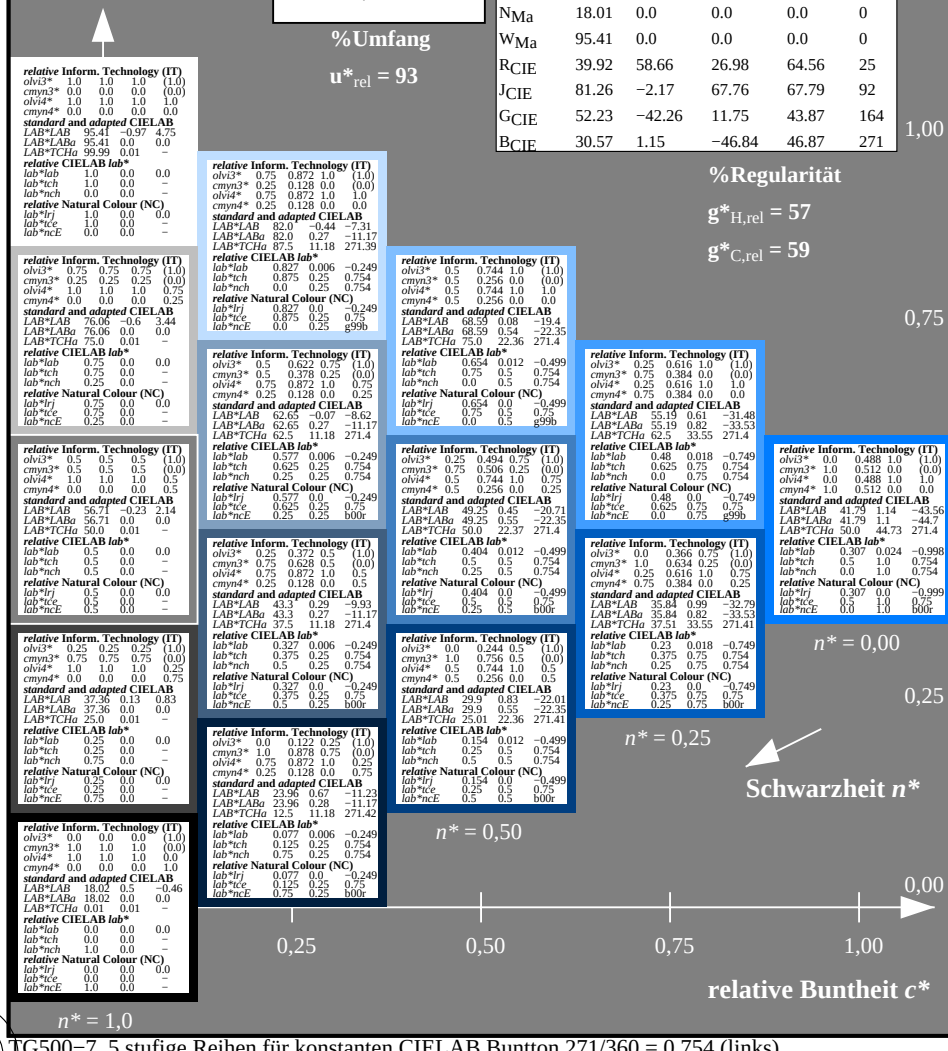

TG500−7, 5 stufige Reihen für konstanten CIELAB Buntton 271/360 = 0.754 (links)

Ausgabe: Farbmetrisches Reflexions-System MRS18

für Buntton *h = lab*h = 271/360 = 0.754**
lab*tch* und *lab*nch

D65: Buntton B
LCH*Ma: 40 50 271
rgb*Ma: 0.0 0.37 1.0

Dreiecks-Helligkeit *t**

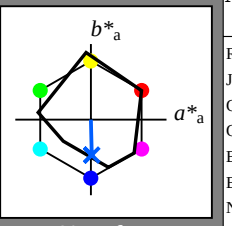

%Umfang
u*rel = 91

MRS18; adaptierte CIELAB-Daten

	L*=L*a	a*a	b*a	C*ab,a	h*ab,a
RMa	49.63	66.96	38.37	77.18	30
JMa	90.7	−6.36	88.75	88.98	94
GMa	52.11	−69.73	9.44	70.37	172
G50BMa	45.03	−36.57	−28.47	46.36	218
BMa	36.65	23.19	−63.05	67.18	290
B50RMa	34.94	57.17	−44.26	72.31	322
NMa	18.01	0.0	0.0	0.0	0
WMa	95.41	0.0	0.0	0.0	0
RCIE	39.92	58.66	26.98	64.56	25
JCIE	81.26	−2.17	67.76	67.79	92
GCIE	52.23	−42.26	11.75	43.87	164
BCIE	30.57	1.15	−46.84	46.87	271

%Regularität
g*H,rel = 41
g*C,rel = 52

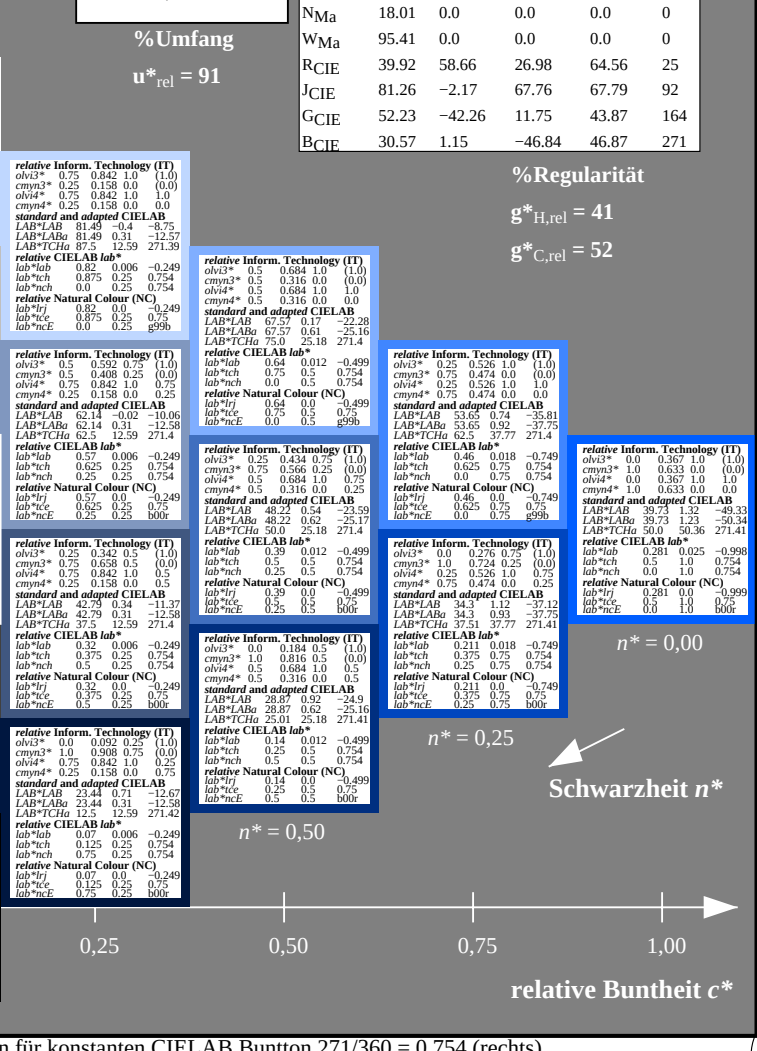

5 stufige Reihen für konstanten CIELAB Buntton 271/360 = 0.754 (rechts)

BAM-Prüfvorlage TG50; Farbmetrik-Systeme ORS18 & ORS18 input: *olv* setrgbcolor*
D65: 2 Koordinatendaten; 5stufige Farbreihen für 10 Bunttöne output: *Startup (S) data dependend*