www.ps.bam.de/TG53/10L/L53G00SP.PS/.PDF;
S: Ausgabe-Linearisierung (OL-Daten) TG53/10L/L53G00SP.DAT im Distiller Startup (S) Directory

Siehe ähnliche Dateien: http://www.ps.bam.de/TG53/
Technische Information: http://www.ps.bam.de Version 2.1, io=1,1?

BAM-Registrierung: 20060101-TG53/10L/L53G00SP.PS/.PDF BAM-Material: Code=rha4ta
Anwendung für Beurteilung und Messung von Drucker– oder Monitorsystemen

/TG53/ Form: 1/10, Serie: 1/1, Seite: 1 Sattenz hlung 1

Eingabe: Farbmetrisches Reflexions-System MRS18

für Buntton *h* = lab*h = 30/360 = 0.083*
lab*tch* und *lab*nch

D65: Buntton R
LCH*Ma: 50 77 30
rgb*Ma: 1.0 0.0 0.0

Dreiecks-Helligkeit *t**

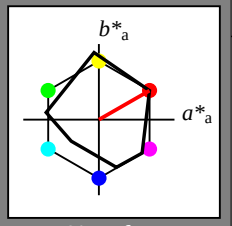

%Umfang

u^*_{rel} = 91

MRS18; adaptierte CIELAB-Daten

	$L^*=L^*_a$	a^*_a	b^*_a	$C^*_{ab,a}$	$h^*_{ab,a}$
R_{Ma}	49.63	66.96	38.37	77.18	30
J_{Ma}	90.7	−6.36	88.75	88.98	94
G_{Ma}	52.11	−69.73	9.44	70.37	172
$G50B_{Ma}$	45.03	−36.57	−28.47	46.36	218
B_{Ma}	36.65	23.19	−63.05	67.18	290
$B50R_{Ma}$	34.94	57.17	−44.26	72.31	322
N_{Ma}	18.01	0.0	0.0	0.0	0
W_{Ma}	95.41	0.0	0.0	0.0	0
R_{CIE}	39.92	58.66	26.98	64.56	25
J_{CIE}	81.26	−2.17	67.76	67.79	92
G_{CIE}	52.23	−42.26	11.75	43.87	164
B_{CIE}	30.57	1.15	−46.84	46.87	271

%Regularität

$g^*_{H,rel}$ = 41

$g^*_{C,rel}$ = 52

Ausgabe: Farbmetrisches Reflexions-System NCS11

für Buntton *h* = lab*h = 24/360 = 0.066*
lab*tch* und *lab*nch

D65: Buntton R
LCH*Ma: 47 92 24
rgb*Ma: 1.0 0.0 0.0

Dreiecks-Helligkeit *t**

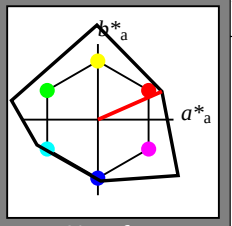

%Umfang

u^*_{rel} = 149

NCS11; adaptierte CIELAB-Daten

	$L^*=L^*_a$	a^*_a	b^*_a	$C^*_{ab,a}$	$h^*_{ab,a}$
R_{Ma}	47.15	84.64	37.25	92.48	24
J_{Ma}	91.37	−1.27	125.03	125.03	91
G_{Ma}	63.07	−114.28	25.35	117.06	167
$G50B_{Ma}$	59.47	−80.6	−33.45	87.28	203
B_{Ma}	49.01	3.65	−81.19	81.28	273
$B50R_{Ma}$	44.06	106.09	−73.93	129.32	325
N_{Ma}	10.99	0.0	0.0	0.0	0
W_{Ma}	95.41	0.0	0.0	0.0	0
R_{CIE}	39.92	58.69	27.98	65.01	25
J_{CIE}	81.26	−2.9	71.56	71.62	92
G_{CIE}	52.23	−42.45	13.59	44.59	162
B_{CIE}	30.57	1.35	−46.48	46.51	272

%Regularität

$g^*_{H,rel}$ = 46

$g^*_{C,rel}$ = 65

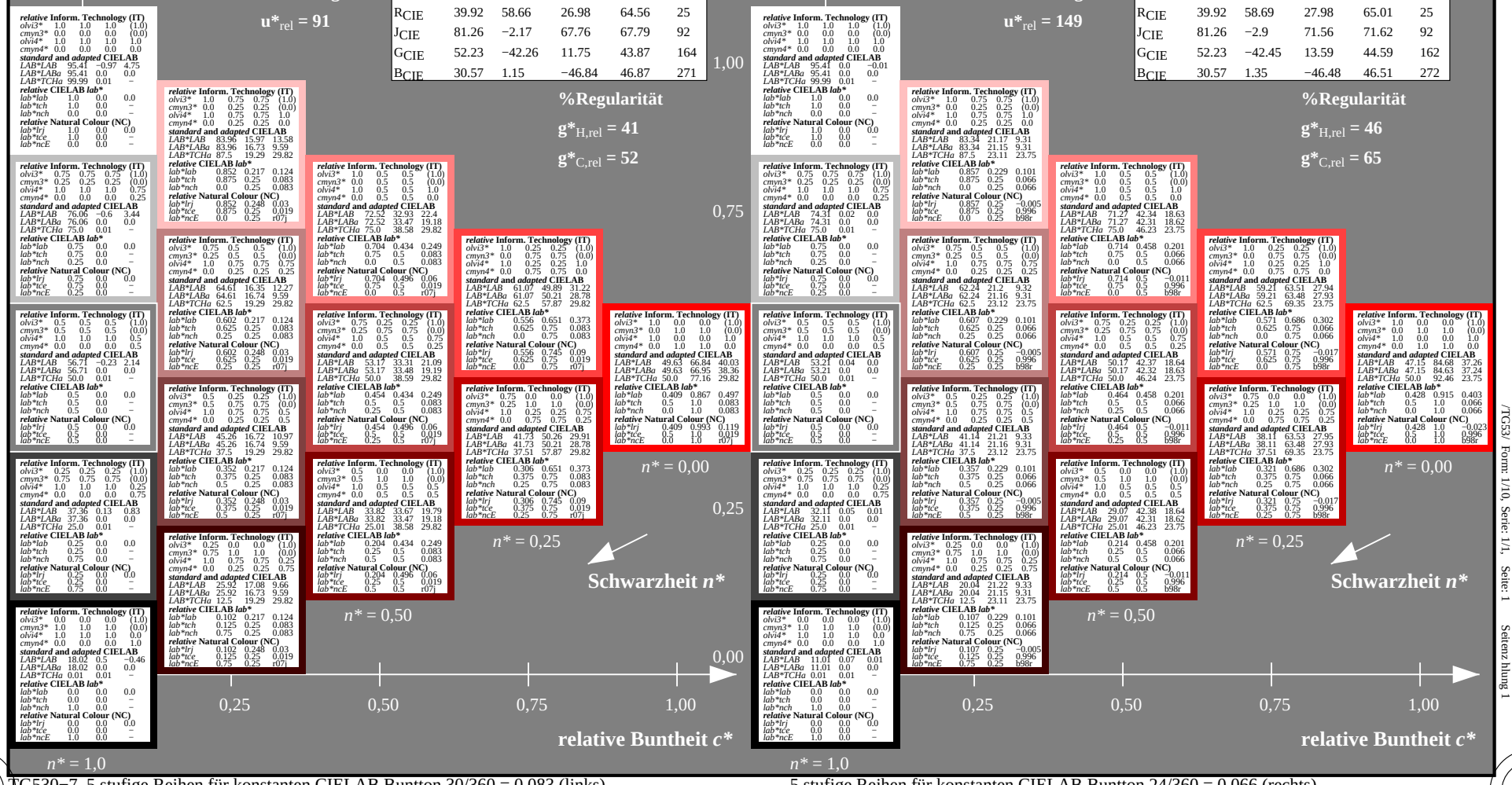

TG530−7, 5 stufige Reihen für konstanten CIELAB Buntton 30/360 = 0.083 (links) 5 stufige Reihen für konstanten CIELAB Buntton 24/360 = 0.066 (rechts)

BAM-Prüfvorlage TG53; Farbmetrik-Systeme ORS18 & ORS18 input: *olv* setrgbcolor*
D65: 2 Koordinaten-Daten von 5stufigen Farbreihen für 10 Buntton output: *Startup (S) data dependend*

Siehe ähnliche Dateien: http://www.ps.bam.de/TG53/
Technische Information: http://www.ps.bam.de Version 2.1, io=1,1?

BAM-Registrierung: 20060101-TG53/10L/L53G01SP.PS/.PDF BAM-Material: Code=rha4ta
Anwendung für Beurteilung und Messung von Drucker– oder Monitorsystemen
/TG53/ Form: 2/10, Serie: 1/1, Seite: 2 Sättenz hlung 2

Eingabe: Farbmetrisches Reflexions-System MRS18

für Buntton *h = lab*h = 94/360 = 0.261**
lab*tch* und *lab*nch

D65: Buntton J
LCH*Ma: 91 89 94
rgb*Ma: 1.0 1.0 0.0

Dreiecks-Helligkeit *t**

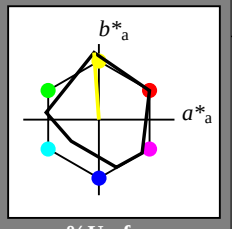

%Umfang

u*rel = 91

MRS18; adaptierte CIELAB-Daten	L*=L*a	a*a	b*a	C*ab,a	h*ab,a
RMa	49.63	66.96	38.37	77.18	30
JMa	90.7	−6.36	88.75	88.98	94
GMa	52.11	−69.73	9.44	70.37	172
G50BMa	45.03	−36.57	−28.47	46.36	218
BMa	36.65	23.19	−63.05	67.18	290
B50RMa	34.94	57.17	−44.26	72.31	322
NMa	18.01	0.0	0.0	0.0	0
WMa	95.41	0.0	0.0	0.0	0
RCIE	39.92	58.66	26.98	64.56	25
JCIE	81.26	−2.17	67.76	67.79	92
GCIE	52.23	−42.26	11.75	43.87	164
BCIE	30.57	1.15	−46.84	46.87	271

%Regularität

g*H,rel = 41

g*C,rel = 52

1,00

0,75

0,25

0,00

Schwarzheit *n**

relative Buntheit *c**

*n** = 0,00

*n** = 0,25

*n** = 0,50

*n** = 1,0

0,25 0,50 0,75 1,00

relative Inform. Technology (IT)
olvi3* 1.0 1.0 1.0 (1.0)
cmyn3* 0.0 0.0 0.0 (0.0)
olvi4* 1.0 1.0 1.0 1.0
cmyn4* 0.0 0.0 0.0 0.0
standard and adapted CIELAB
LAB*LAB 95.41 −0.97 4.75
LAB*LABa 95.41 0.0 0.0
LAB*TCHa 99.99 0.01 –
relative CIELAB *lab**
lab*lab 1.0 0.0 0.0
lab*tch 1.0 0.0 –
lab*nch 0.0 0.0 –
relative Natural Colour (NC)
lab*lrj 1.0 0.0 0.0
lab*tce 1.0 0.0 –
lab*ncE 0.0 0.0 –

relative Inform. Technology (IT)
olvi3* 0.75 0.75 0.75 (1.0)
cmyn3* 0.25 0.25 0.25 (0.0)
olvi4* 1.0 1.0 1.0 0.75
cmyn4* 0.0 0.0 0.0 0.25
standard and adapted CIELAB
LAB*LAB 76.06 −0.6 3.44
LAB*LABa 76.06 0.0 0.0
LAB*TCHa 75.0 0.01 –
relative CIELAB *lab**
lab*lab 0.75 0.0 0.0
lab*tch 0.75 0.0 –
lab*nch 0.25 0.0 –
relative Natural Colour (NC)
lab*lrj 0.75 0.0 0.0
lab*tce 0.75 0.0 –
lab*ncE 0.25 0.0 –

relative Inform. Technology (IT)
olvi3* 0.5 0.5 0.5 (1.0)
cmyn3* 0.5 0.5 0.5 (0.0)
olvi4* 1.0 1.0 1.0 0.5
cmyn4* 0.0 0.0 0.0 0.5
standard and adapted CIELAB
LAB*LAB 56.71 −0.23 2.14
LAB*LABa 56.71 0.0 0.0
LAB*TCHa 50.0 0.01 –
relative CIELAB *lab**
lab*lab 0.5 0.0 0.0
lab*tch 0.5 0.0 –
lab*nch 0.5 0.0 –
relative Natural Colour (NC)
lab*lrj 0.5 0.0 0.0
lab*tce 0.5 0.0 –
lab*ncE 0.5 0.0 –

relative Inform. Technology (IT)
olvi3* 0.25 0.25 0.25 (1.0)
cmyn3* 0.75 0.75 0.75 (0.0)
olvi4* 1.0 1.0 1.0 0.25
cmyn4* 0.0 0.0 0.0 0.75
standard and adapted CIELAB
LAB*LAB 37.36 0.13 0.83
LAB*LABa 37.36 0.0 0.0
LAB*TCHa 25.0 0.01 –
relative CIELAB *lab**
lab*lab 0.25 0.0 0.0
lab*tch 0.25 0.0 –
lab*nch 0.75 0.0 –
relative Natural Colour (NC)
lab*lrj 0.25 0.0 0.0
lab*tce 0.25 0.0 –
lab*ncE 0.75 0.0 –

relative Inform. Technology (IT)
olvi3* 0.0 0.0 0.0 (1.0)
cmyn3* 1.0 1.0 1.0 (0.0)
olvi4* 1.0 1.0 1.0 0.0
cmyn4* 0.0 0.0 0.0 1.0
standard and adapted CIELAB
LAB*LAB 18.02 0.5 −0.46
LAB*LABa 18.02 0.0 0.0
LAB*TCHa 0.01 0.01 –
relative CIELAB *lab**
lab*lab 0.0 0.0 0.0
lab*tch 0.0 0.0 –
lab*nch 1.0 0.0 –
relative Natural Colour (NC)
lab*lrj 0.0 0.0 0.0
lab*tce 0.0 0.0 –
lab*ncE 1.0 0.0 –

relative Inform. Technology (IT)
olvi3* 1.0 1.0 0.75 (1.0)
cmyn3* 0.0 0.0 0.25 (0.0)
olvi4* 1.0 1.0 0.75 1.0
cmyn4* 0.0 0.0 0.25 0.0
standard and adapted CIELAB
LAB*LAB 94.22 −2.54 26.86
LAB*LABa 94.22 −1.58 22.18
LAB*TCHa 87.5 22.24 94.1
relative CIELAB *lab**
lab*lab 0.985 −0.017 0.249
lab*tch 0.875 0.25 0.261
lab*nch 0.0 0.25 0.261
relative Natural Colour (NC)
lab*lrj 0.985 −0.011 0.25
lab*tce 0.875 0.25 0.258
lab*ncE 0.0 0.25 j03g

relative Inform. Technology (IT)
olvi3* 0.75 0.75 0.5 (1.0)
cmyn3* 0.25 0.25 0.5 (0.0)
olvi4* 1.0 1.0 0.75 0.75
cmyn4* 0.0 0.0 0.25 0.25
standard and adapted CIELAB
LAB*LAB 74.88 −2.17 25.56
LAB*LABa 74.88 −1.58 22.19
LAB*TCHa 62.5 22.24 94.1
relative CIELAB *lab**
lab*lab 0.735 −0.017 0.249
lab*tch 0.625 0.25 0.261
lab*nch 0.25 0.25 0.261
relative Natural Colour (NC)
lab*lrj 0.735 −0.011 0.25
lab*tce 0.625 0.25 0.258
lab*ncE 0.25 0.25 j03g

relative Inform. Technology (IT)
olvi3* 0.5 0.5 0.25 (1.0)
cmyn3* 0.5 0.5 0.75 (0.0)
olvi4* 1.0 1.0 0.75 0.5
cmyn4* 0.0 0.0 0.25 0.5
standard and adapted CIELAB
LAB*LAB 55.53 −1.8 24.26
LAB*LABa 55.53 −1.58 22.19
LAB*TCHa 37.5 22.24 94.1
relative CIELAB *lab**
lab*lab 0.485 −0.017 0.249
lab*tch 0.375 0.25 0.261
lab*nch 0.5 0.25 0.261
relative Natural Colour (NC)
lab*lrj 0.485 −0.011 0.25
lab*tce 0.375 0.25 0.258
lab*ncE 0.5 0.25 j03g

relative Inform. Technology (IT)
olvi3* 0.25 0.25 0.0 (1.0)
cmyn3* 0.75 0.75 1.0 (0.0)
olvi4* 1.0 1.0 0.75 0.25
cmyn4* 0.0 0.0 0.25 0.75
standard and adapted CIELAB
LAB*LAB 36.18 −1.43 22.94
LAB*LABa 36.18 −1.58 22.18
LAB*TCHa 12.5 22.24 94.1
relative CIELAB *lab**
lab*lab 0.235 −0.017 0.249
lab*tch 0.125 0.25 0.261
lab*nch 0.75 0.25 0.261
relative Natural Colour (NC)
lab*lrj 0.235 −0.011 0.25
lab*tce 0.125 0.25 0.258
lab*ncE 0.75 0.25 j03g

relative Inform. Technology (IT)
olvi3* 1.0 1.0 0.5 (1.0)
cmyn3* 0.0 0.0 0.5 (0.0)
olvi4* 1.0 1.0 0.5 1.0
cmyn4* 0.0 0.0 0.5 0.0
standard and adapted CIELAB
LAB*LAB 93.05 −4.11 48.97
LAB*LABa 93.05 −3.17 44.37
LAB*TCHa 75.0 44.48 94.1
relative CIELAB *lab**
lab*lab 0.969 −0.035 0.499
lab*tch 0.75 0.5 0.261
lab*nch 0.0 0.5 0.261
relative Natural Colour (NC)
lab*lrj 0.969 −0.023 0.499
lab*tce 0.75 0.5 0.258
lab*ncE 0.0 0.5 j03g

relative Inform. Technology (IT)
olvi3* 0.75 0.75 0.25 (1.0)
cmyn3* 0.25 0.25 0.75 (0.0)
olvi4* 1.0 1.0 0.5 0.75
cmyn4* 0.0 0.0 0.5 0.25
standard and adapted CIELAB
LAB*LAB 73.7 −3.74 47.67
LAB*LABa 73.7 −3.17 44.38
LAB*TCHa 50.0 44.49 94.1
relative CIELAB *lab**
lab*lab 0.72 −0.035 0.499
lab*tch 0.5 0.5 0.261
lab*nch 0.25 0.5 0.261
relative Natural Colour (NC)
lab*lrj 0.72 −0.023 0.499
lab*tce 0.5 0.5 0.258
lab*ncE 0.25 0.5 j03g

relative Inform. Technology (IT)
olvi3* 0.5 0.5 0.0 (1.0)
cmyn3* 0.5 0.5 1.0 (0.0)
olvi4* 1.0 1.0 0.5 0.5
cmyn4* 0.0 0.0 0.5 0.5
standard and adapted CIELAB
LAB*LAB 54.35 −3.37 46.36
LAB*LABa 54.35 −3.17 44.37
LAB*TCHa 25.01 44.48 94.1
relative CIELAB *lab**
lab*lab 0.47 −0.035 0.499
lab*tch 0.25 0.5 0.261
lab*nch 0.5 0.5 0.261
relative Natural Colour (NC)
lab*lrj 0.47 −0.023 0.499
lab*tce 0.25 0.5 0.258
lab*ncE 0.5 0.5 j03g

relative Inform. Technology (IT)
olvi3* 0.75 0.75 0.0 (1.0)
cmyn3* 0.25 0.25 1.0 (0.0)
olvi4* 1.0 1.0 0.25 0.75
cmyn4* 0.0 0.0 0.75 0.25
standard and adapted CIELAB
LAB*LAB 72.53 −5.31 69.77
LAB*LABa 72.53 −4.77 66.55
LAB*TCHa 37.51 66.73 94.1
relative CIELAB *lab**
lab*lab 0.704 −0.036 0.748
lab*tch 0.375 0.75 0.261
lab*nch 0.25 0.75 0.261
relative Natural Colour (NC)
lab*lrj 0.704 −0.036 0.749
lab*tce 0.375 0.75 0.258
lab*ncE 0.25 0.75 j03g

relative Inform. Technology (IT)
olvi3* 1.0 1.0 0.0 (1.0)
cmyn3* 0.0 0.0 1.0 (0.0)
olvi4* 1.0 1.0 0.25 1.0
cmyn4* 0.0 0.0 0.75 0.0
standard and adapted CIELAB
LAB*LAB 91.87 −5.68 71.07
LAB*LABa 91.87 −4.77 66.55
LAB*TCHa 62.5 66.73 94.1
relative CIELAB *lab**
lab*lab 0.954 −0.053 0.748
lab*tch 0.625 0.75 0.261
lab*nch 0.0 0.75 0.261
relative Natural Colour (NC)
lab*lrj 0.954 −0.036 0.749
lab*tce 0.625 0.75 0.258
lab*ncE 0.0 0.75 j03g

relative Inform. Technology (IT)
olvi3* 1.0 1.0 0.0 (1.0)
cmyn3* 0.0 0.0 1.0 (0.0)
olvi4* 1.0 1.0 0.0 1.0
cmyn4* 0.0 0.0 1.0 0.0
standard and adapted CIELAB
LAB*LAB 90.69 −7.25 93.17
LAB*LABa 90.69 −6.36 88.73
LAB*TCHa 50.0 88.96 94.1
relative CIELAB *lab**
lab*lab 0.939 −0.071 0.997
lab*tch 0.5 1.0 0.261
lab*nch 0.0 1.0 0.261
relative Natural Colour (NC)
lab*lrj 0.939 −0.048 0.999
lab*tce 0.5 1.0 0.258
lab*ncE 0.0 1.0 j03g

Ausgabe: Farbmetrisches Reflexions-System NCS11

für Buntton *h = lab*h = 91/360 = 0.252**
lab*tch* und *lab*nch

D65: Buntton J
LCH*Ma: 91 125 91
rgb*Ma: 1.0 1.0 0.0

Dreiecks-Helligkeit *t**

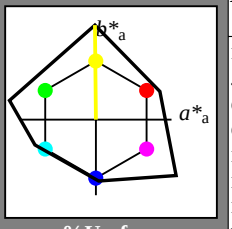

%Umfang

u*rel = 149

NCS11; adaptierte CIELAB-Daten	L*=L*a	a*a	b*a	C*ab,a	h*ab,a
RMa	47.15	84.64	37.25	92.48	24
JMa	91.37	−1.27	125.03	125.03	91
GMa	63.07	−114.28	25.35	117.06	167
G50BMa	59.47	−80.6	−33.45	87.28	203
BMa	49.01	3.65	−81.19	81.28	273
B50RMa	44.06	106.09	−73.93	129.32	325
NMa	10.99	0.0	0.0	0.0	0
WMa	95.41	0.0	0.0	0.0	0
RCIE	39.92	58.69	27.98	65.01	25
JCIE	81.26	−2.9	71.56	71.62	92
GCIE	52.23	−42.45	13.59	44.59	162
BCIE	30.57	1.35	−46.48	46.51	272

%Regularität

g*H,rel = 46

g*C,rel = 65

0,75

0,25

0,00

Schwarzheit *n**

relative Buntheit *c**

*n** = 0,00

*n** = 0,25

*n** = 0,50

*n** = 1,0

0,25 0,50 0,75 1,00

relative Inform. Technology (IT)
olvi3* 1.0 1.0 1.0 (1.0)
cmyn3* 0.0 0.0 0.0 (0.0)
olvi4* 1.0 1.0 1.0 1.0
cmyn4* 0.0 0.0 0.0 0.0
standard and adapted CIELAB
LAB*LAB 95.41 0.0 −0.01
LAB*LABa 95.41 0.0 0.0
LAB*TCHa 99.99 0.01 –
relative CIELAB *lab**
lab*lab 1.0 0.0 0.0
lab*tch 1.0 0.0 –
lab*nch 0.0 0.0 –
relative Natural Colour (NC)
lab*lrj 1.0 0.0 0.0
lab*tce 1.0 0.0 –
lab*ncE 0.0 0.0 –

relative Inform. Technology (IT)
olvi3* 0.75 0.75 0.75 (1.0)
cmyn3* 0.25 0.25 0.25 (0.0)
olvi4* 1.0 1.0 1.0 0.75
cmyn4* 0.0 0.0 0.0 0.25
standard and adapted CIELAB
LAB*LAB 74.31 0.02 0.0
LAB*LABa 74.31 0.0 0.0
LAB*TCHa 75.0 0.01 –
relative CIELAB *lab**
lab*lab 0.75 0.0 0.0
lab*tch 0.75 0.0 –
lab*nch 0.25 0.0 –
relative Natural Colour (NC)
lab*lrj 0.75 0.0 0.0
lab*tce 0.75 0.0 –
lab*ncE 0.25 0.0 –

relative Inform. Technology (IT)
olvi3* 0.5 0.5 0.5 (1.0)
cmyn3* 0.5 0.5 0.5 (0.0)
olvi4* 1.0 1.0 1.0 0.5
cmyn4* 0.0 0.0 0.0 0.5
standard and adapted CIELAB
LAB*LAB 53.21 0.04 0.0
LAB*LABa 53.21 0.0 0.0
LAB*TCHa 50.0 0.01 –
relative CIELAB *lab**
lab*lab 0.5 0.0 0.0
lab*tch 0.5 0.0 –
lab*nch 0.5 0.0 –
relative Natural Colour (NC)
lab*lrj 0.5 0.0 0.0
lab*tce 0.5 0.0 –
lab*ncE 0.5 0.0 –

relative Inform. Technology (IT)
olvi3* 0.25 0.25 0.25 (1.0)
cmyn3* 0.75 0.75 0.75 (0.0)
olvi4* 1.0 1.0 1.0 0.25
cmyn4* 0.0 0.0 0.0 0.75
standard and adapted CIELAB
LAB*LAB 32.11 0.05 0.01
LAB*LABa 32.11 0.0 0.0
LAB*TCHa 25.0 0.01 –
relative CIELAB *lab**
lab*lab 0.25 0.0 0.0
lab*tch 0.25 0.0 –
lab*nch 0.75 0.0 –
relative Natural Colour (NC)
lab*lrj 0.25 0.0 0.0
lab*tce 0.25 0.0 –
lab*ncE 0.75 0.0 –

relative Inform. Technology (IT)
olvi3* 0.0 0.0 0.0 (1.0)
cmyn3* 1.0 1.0 1.0 (0.0)
olvi4* 1.0 1.0 1.0 1.0
cmyn4* 0.0 0.0 0.0 1.0
standard and adapted CIELAB
LAB*LAB 11.01 0.07 0.01
LAB*LABa 11.01 0.0 0.0
LAB*TCHa 0.01 0.01 –
relative CIELAB *lab**
lab*lab 0.0 0.0 0.0
lab*tch 0.0 0.0 –
lab*nch 1.0 0.0 –
relative Natural Colour (NC)
lab*lrj 0.0 0.0 0.0
lab*tce 0.0 0.0 –
lab*ncE 1.0 0.0 –

relative Inform. Technology (IT)
olvi3* 0.75 0.75 0.5 (1.0)
cmyn3* 0.25 0.25 0.5 (0.0)
olvi4* 1.0 1.0 0.75 0.75
cmyn4* 0.0 0.0 0.25 0.25
standard and adapted CIELAB
LAB*LAB 73.3 −0.28 31.26
LAB*LABa 73.3 −0.31 31.26
LAB*TCHa 62.5 31.26 90.59
relative CIELAB *lab**
lab*lab 0.738 −0.002 0.25
lab*tch 0.625 0.25 0.252
lab*nch 0.25 0.25 0.252
relative Natural Colour (NC)
lab*lrj 0.738 0.01 0.25
lab*tce 0.625 0.25 0.243
lab*ncE 0.25 0.25 r97j

relative Inform. Technology (IT)
olvi3* 0.5 0.5 0.25 (1.0)
cmyn3* 0.5 0.5 0.75 (0.0)
olvi4* 1.0 1.0 0.75 0.5
cmyn4* 0.0 0.0 0.25 0.5
standard and adapted CIELAB
LAB*LAB 52.19 0.27 31.27
LAB*LABa 52.19 −0.31 31.26
LAB*TCHa 37.5 31.26 90.59
relative CIELAB *lab**
lab*lab 0.488 −0.002 0.25
lab*tch 0.375 0.25 0.252
lab*nch 0.5 0.25 0.252
relative Natural Colour (NC)
lab*lrj 0.488 0.01 0.25
lab*tce 0.375 0.25 0.243
lab*ncE 0.5 0.25 r97j

relative Inform. Technology (IT)
olvi3* 0.25 0.25 0.0 (1.0)
cmyn3* 0.75 0.75 1.0 (0.0)
olvi4* 1.0 1.0 0.75 0.25
cmyn4* 0.0 0.0 0.25 0.75
standard and adapted CIELAB
LAB*LAB 31.09 −0.25 31.26
LAB*LABa 31.09 −0.31 31.24
LAB*TCHa 12.5 31.25 90.59
relative CIELAB *lab**
lab*lab 0.238 −0.002 0.25
lab*tch 0.125 0.25 0.252
lab*nch 0.75 0.25 0.252
relative Natural Colour (NC)
lab*lrj 0.238 0.01 0.25
lab*tce 0.125 0.25 0.243
lab*ncE 0.75 0.25 r97j

relative Inform. Technology (IT)
olvi3* 1.0 1.0 0.5 (1.0)
cmyn3* 0.0 0.0 0.5 (0.0)
olvi4* 1.0 1.0 0.5 1.0
cmyn4* 0.0 0.0 0.5 0.0
standard and adapted CIELAB
LAB*LAB 93.38 −0.62 62.5
LAB*LABa 93.38 −0.63 62.5
LAB*TCHa 75.0 62.5 90.59
relative CIELAB *lab**
lab*lab 0.976 −0.004 0.5
lab*tch 0.75 0.5 0.252
lab*nch 0.0 0.5 0.252
relative Natural Colour (NC)
lab*lrj 0.976 0.02 0.499
lab*tce 0.75 0.5 0.243
lab*ncE 0.0 0.5 r97j

relative Inform. Technology (IT)
olvi3* 0.75 0.75 0.25 (1.0)
cmyn3* 0.25 0.25 0.75 (0.0)
olvi4* 1.0 1.0 0.5 0.75
cmyn4* 0.0 0.0 0.5 0.25
standard and adapted CIELAB
LAB*LAB 72.29 −0.6 62.52
LAB*LABa 72.29 −0.63 62.51
LAB*TCHa 50.0 62.52 90.59
relative CIELAB *lab**
lab*lab 0.726 −0.004 0.5
lab*tch 0.5 0.5 0.252
lab*nch 0.25 0.5 0.252
relative Natural Colour (NC)
lab*lrj 0.726 0.02 0.5
lab*tce 0.5 0.5 0.243
lab*ncE 0.25 0.5 r97j

relative Inform. Technology (IT)
olvi3* 0.5 0.5 0.0 (1.0)
cmyn3* 0.5 0.5 1.0 (0.0)
olvi4* 1.0 1.0 0.5 0.5
cmyn4* 0.0 0.0 0.5 0.5
standard and adapted CIELAB
LAB*LAB 51.18 −0.59 62.51
LAB*LABa 51.18 −0.63 62.5
LAB*TCHa 25.01 62.5 90.59
relative CIELAB *lab**
lab*lab 0.476 −0.004 0.5
lab*tch 0.25 0.5 0.252
lab*nch 0.5 0.5 0.252
relative Natural Colour (NC)
lab*lrj 0.476 0.02 0.499
lab*tce 0.25 0.5 0.243
lab*ncE 0.5 0.5 r97j

relative Inform. Technology (IT)
olvi3* 0.75 0.75 0.0 (1.0)
cmyn3* 0.25 0.25 1.0 (0.0)
olvi4* 1.0 1.0 0.25 0.75
cmyn4* 0.0 0.0 0.75 0.25
standard and adapted CIELAB
LAB*LAB 71.28 −0.92 93.76
LAB*LABa 71.28 −0.95 93.76
LAB*TCHa 37.51 93.76 90.59
relative CIELAB *lab**
lab*lab 0.714 −0.007 0.75
lab*tch 0.375 0.75 0.252
lab*nch 0.25 0.75 0.252
relative Natural Colour (NC)
lab*lrj 0.714 0.031 0.749
lab*tce 0.375 0.75 0.243
lab*ncE 0.25 0.75 r97j

relative Inform. Technology (IT)
olvi3* 1.0 1.0 0.0 (1.0)
cmyn3* 0.0 0.0 1.0 (0.0)
olvi4* 1.0 1.0 0.25 1.0
cmyn4* 0.0 0.0 0.75 0.0
standard and adapted CIELAB
LAB*LAB 91.36 −1.26 125.0
LAB*LABa 91.36 −1.27 125.0
LAB*TCHa 50.0 125.01 90.59
relative CIELAB *lab**
lab*lab 0.952 −0.009 1.0
lab*tch 0.5 1.0 0.252
lab*nch 0.0 1.0 0.252
relative Natural Colour (NC)
lab*lrj 0.952 0.041 0.999
lab*tce 0.5 1.0 0.243
lab*ncE 0.0 1.0 r97j

TG530−7, 5 stufige Reihen für konstanten CIELAB Buntton 94/360 = 0.261 (links)

5 stufige Reihen für konstanten CIELAB Buntton 91/360 = 0.252 (rechts)

Siehe ähnliche Dateien: http://www.ps.bam.de/TG53/
Technische Information: http://www.ps.bam.de Version 2.1, io=1,1?

BAM-Registrierung: 20060101-TG53/10L/L53G02SP.PS/.PDF BAM-Material: Code=rha4ta
Anwendung für Beurteilung und Messung von Drucker– oder Monitorsystemen
/TG53/ Form: 3/10, Serie: 1/1, Seite: 3 Sattelstreifung 3

Eingabe: Farbmetrisches Reflexions-System MRS18

für Buntton *h* = lab*h = 172/360 = 0.479*
lab*tch* und *lab*nch

D65: Buntton G
LCH*Ma: 52 70 172
rgb*Ma: 0.0 1.0 0.0

Dreiecks-Helligkeit *t**

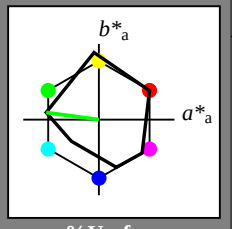

%Umfang
u^*_{rel} = 91

MRS18; adaptierte CIELAB-Daten

	$L^*=L^*_a$	a^*_a	b^*_a	$C^*_{ab,a}$	$h^*_{ab,a}$
R_{Ma}	49.63	66.96	38.37	77.18	30
J_{Ma}	90.7	−6.36	88.75	88.98	94
G_{Ma}	52.11	−69.73	9.44	70.37	172
$G50B_{Ma}$	45.03	−36.57	−28.47	46.36	218
B_{Ma}	36.65	23.19	−63.05	67.18	290
$B50R_{Ma}$	34.94	57.17	−44.26	72.31	322
N_{Ma}	18.01	0.0	0.0	0.0	0
W_{Ma}	95.41	0.0	0.0	0.0	0
R_{CIE}	39.92	58.66	26.98	64.56	25
J_{CIE}	81.26	−2.17	67.76	67.79	92
G_{CIE}	52.23	−42.26	11.75	43.87	164
B_{CIE}	30.57	1.15	−46.84	46.87	271

%Regularität
$g^*_{H,rel}$ = 41
$g^*_{C,rel}$ = 52

Ausgabe: Farbmetrisches Reflexions-System NCS11

für Buntton *h* = lab*h = 167/360 = 0.465*
lab*tch* und *lab*nch

D65: Buntton G
LCH*Ma: 63 117 167
rgb*Ma: 0.0 1.0 0.0

Dreiecks-Helligkeit *t**

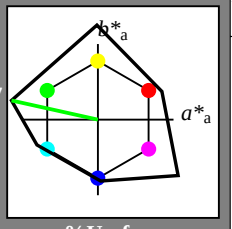

%Umfang
u^*_{rel} = 149

NCS11; adaptierte CIELAB-Daten

	$L^*=L^*_a$	a^*_a	b^*_a	$C^*_{ab,a}$	$h^*_{ab,a}$
R_{Ma}	47.15	84.64	37.25	92.48	24
J_{Ma}	91.37	−1.27	125.03	125.03	91
G_{Ma}	63.07	−114.28	25.35	117.06	167
$G50B_{Ma}$	59.47	−80.6	−33.45	87.28	203
B_{Ma}	49.01	3.65	−81.19	81.28	273
$B50R_{Ma}$	44.06	106.09	−73.93	129.32	325
N_{Ma}	10.99	0.0	0.0	0.0	0
W_{Ma}	95.41	0.0	0.0	0.0	0
R_{CIE}	39.92	58.69	27.98	65.01	25
J_{CIE}	81.26	−2.9	71.56	71.62	92
G_{CIE}	52.23	−42.45	13.59	44.59	162
B_{CIE}	30.57	1.35	−46.48	46.51	272

%Regularität
$g^*_{H,rel}$ = 46
$g^*_{C,rel}$ = 65

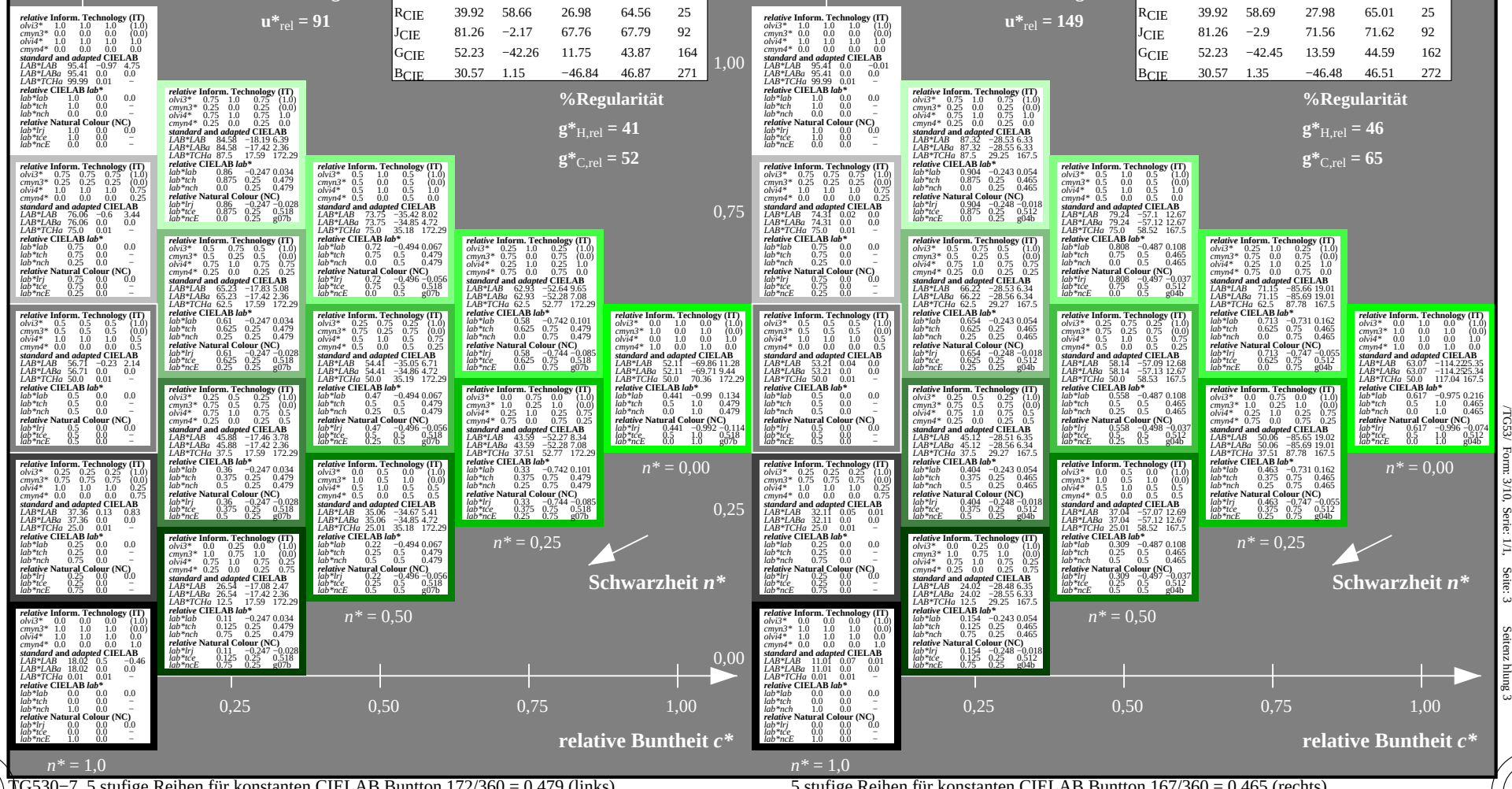

TG530−7, 5 stufige Reihen für konstanten CIELAB Buntton 172/360 = 0.479 (links) 5 stufige Reihen für konstanten CIELAB Buntton 167/360 = 0.465 (rechts)

BAM-Prüfvorlage TG53; Farbmetrik-Systeme ORS18 & ORS18 input: *olv* setrgbcolor*
D65: 2 Koordinaten-Daten von 5stufigen Farbreihen für 10 Buntton output: *Startup (S) data dependend*

www.ps.bam.de/TG53/10L/L53G03SP.PS/.PDF;
S: Ausgabe-Linearisierung (OL-Daten) TG53/10L/L53G03SP.DAT im Distiller Startup (S) Directory

Siehe ähnliche Dateien: http://www.ps.bam.de/TG53/
Technische Information: http://www.ps.bam.de Version 2.1, io=1,1?

BAM-Registrierung: 20060101-TG53/10L/L53G03SP.PS/.PDF BAM-Material: Code=rha4ta
Anwendung für Beurteilung und Messung von Drucker– oder Monitorsystemen
/TG53/ Form: 4/10, Serie: 1/1, Seite: 4 Sattenz hlung 4

Eingabe: Farbmetrisches Reflexions-System MRS18

für Buntton *h* = lab*h = 218/360 = 0.605*
lab*tch* und *lab*nch

D65: Buntton G50B
LCH*Ma: 45 46 218
rgb*Ma: 0.0 1.0 1.0

Dreiecks-Helligkeit *t**

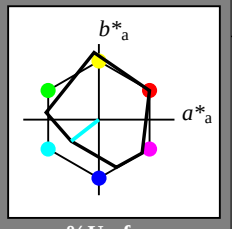

%Umfang

u^*_{rel} = 91

MRS18; adaptierte CIELAB-Daten	$L^*=L^*_a$	a^*_a	b^*_a	$C^*_{ab,a}$	$h^*_{ab,a}$
R_{Ma}	49.63	66.96	38.37	77.18	30
J_{Ma}	90.7	−6.36	88.75	88.98	94
G_{Ma}	52.11	−69.73	9.44	70.37	172
$G50B_{Ma}$	45.03	−36.57	−28.47	46.36	218
B_{Ma}	36.65	23.19	−63.05	67.18	290
$B50R_{Ma}$	34.94	57.17	−44.26	72.31	322
N_{Ma}	18.01	0.0	0.0	0.0	0
W_{Ma}	95.41	0.0	0.0	0.0	0
R_{CIE}	39.92	58.66	26.98	64.56	25
J_{CIE}	81.26	−2.17	67.76	67.79	92
G_{CIE}	52.23	−42.26	11.75	43.87	164
B_{CIE}	30.57	1.15	−46.84	46.87	271

%Regularität

$g^*_{H,rel}$ = 41

$g^*_{C,rel}$ = 52

Ausgabe: Farbmetrisches Reflexions-System NCS11

für Buntton *h* = lab*h = 203/360 = 0.563*
lab*tch* und *lab*nch

D65: Buntton G50B
LCH*Ma: 59 87 203
rgb*Ma: 0.0 1.0 1.0

Dreiecks-Helligkeit *t**

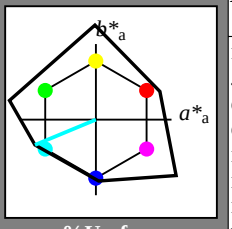

%Umfang

u^*_{rel} = 149

NCS11; adaptierte CIELAB-Daten	$L^*=L^*_a$	a^*_a	b^*_a	$C^*_{ab,a}$	$h^*_{ab,a}$
R_{Ma}	47.15	84.64	37.25	92.48	24
J_{Ma}	91.37	−1.27	125.03	125.03	91
G_{Ma}	63.07	−114.28	25.35	117.06	167
$G50B_{Ma}$	59.47	−80.6	−33.45	87.28	203
B_{Ma}	49.01	3.65	−81.19	81.28	273
$B50R_{Ma}$	44.06	106.09	−73.93	129.32	325
N_{Ma}	10.99	0.0	0.0	0.0	0
W_{Ma}	95.41	0.0	0.0	0.0	0
R_{CIE}	39.92	58.69	27.98	65.01	25
J_{CIE}	81.26	−2.9	71.56	71.62	92
G_{CIE}	52.23	−42.45	13.59	44.59	162
B_{CIE}	30.57	1.35	−46.48	46.51	272

%Regularität

$g^*_{H,rel}$ = 46

$g^*_{C,rel}$ = 65

TG530−7, 5 stufige Reihen für konstanten CIELAB Buntton 218/360 = 0.605 (links)

5 stufige Reihen für konstanten CIELAB Buntton 203/360 = 0.563 (rechts)

BAM-Prüfvorlage TG53; Farbmetrik-Systeme ORS18 & ORS18 input: *olv* setrgbcolor*
D65: 2 Koordinaten-Daten von 5stufigen Farbreihen für 10 Buntton output: *Startup (S) data dependend*

www.ps.bam.de/TG53/10L/L53G04SP.PS/.PDF;
S: Ausgabe-Linearisierung (OL-Daten) TG53/10L/L53G04SP.DAT im Distiller Startup (S) Directory

Siehe ähnliche Dateien: http://www.ps.bam.de/TG53/
Technische Information: http://www.ps.bam.de Version 2.1, io=1,1?

BAM-Registrierung: 20060101-TG53/10L/L53G04SP.PS/.PDF BAM-Material: Code=rha4ta
Anwendung für Beurteilung und Messung von Drucker– oder Monitorsystemen
/TG53/ Form: 5/10, Serie: 1/1, Seite: 5 Sattelnz hlung 5

Eingabe: Farbmetrisches Reflexions-System MRS18

für Buntton *h* = lab*h = 290/360 = 0.806*
lab*tch* und *lab*nch

D65: Buntton B
LCH*Ma: 37 67 290
rgb*Ma: 0.0 0.0 1.0

Dreiecks-Helligkeit *t**

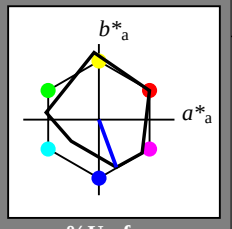

%Umfang
u^*_{rel} = 91

MRS18; adaptierte CIELAB-Daten

	$L^*=L^*_a$	a^*_a	b^*_a	$C^*_{ab,a}$	$h^*_{ab,a}$
R_{Ma}	49.63	66.96	38.37	77.18	30
J_{Ma}	90.7	−6.36	88.75	88.98	94
G_{Ma}	52.11	−69.73	9.44	70.37	172
$G50B_{Ma}$	45.03	−36.57	−28.47	46.36	218
B_{Ma}	36.65	23.19	−63.05	67.18	290
$B50R_{Ma}$	34.94	57.17	−44.26	72.31	322
N_{Ma}	18.01	0.0	0.0	0.0	0
W_{Ma}	95.41	0.0	0.0	0.0	0
R_{CIE}	39.92	58.66	26.98	64.56	25
J_{CIE}	81.26	−2.17	67.76	67.79	92
G_{CIE}	52.23	−42.26	11.75	43.87	164
B_{CIE}	30.57	1.15	−46.84	46.87	271

%Regularität
$g^*_{H,rel}$ = 41
$g^*_{C,rel}$ = 52

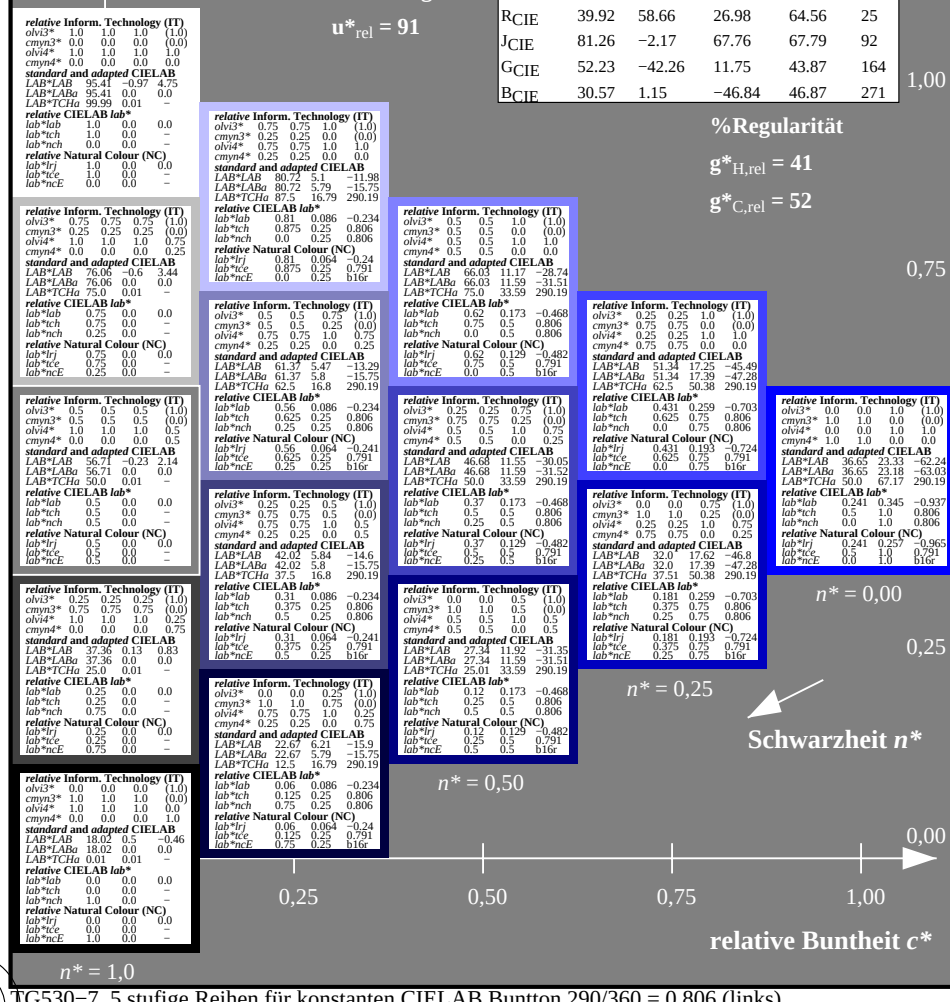

TG530−7, 5 stufige Reihen für konstanten CIELAB Buntton 290/360 = 0.806 (links)

Ausgabe: Farbmetrisches Reflexions-System NCS11

für Buntton *h* = lab*h = 273/360 = 0.757*
lab*tch* und *lab*nch

D65: Buntton B
LCH*Ma: 49 81 273
rgb*Ma: 0.0 0.0 1.0

Dreiecks-Helligkeit *t**

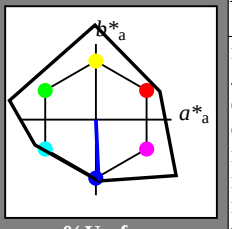

%Umfang
u^*_{rel} = 149

NCS11; adaptierte CIELAB-Daten

	$L^*=L^*_a$	a^*_a	b^*_a	$C^*_{ab,a}$	$h^*_{ab,a}$
R_{Ma}	47.15	84.64	37.25	92.48	24
J_{Ma}	91.37	−1.27	125.03	125.03	91
G_{Ma}	63.07	−114.28	25.35	117.06	167
$G50B_{Ma}$	59.47	−80.6	−33.45	87.28	203
B_{Ma}	49.01	3.65	−81.19	81.28	273
$B50R_{Ma}$	44.06	106.09	−73.93	129.32	325
N_{Ma}	10.99	0.0	0.0	0.0	0
W_{Ma}	95.41	0.0	0.0	0.0	0
R_{CIE}	39.92	58.69	27.98	65.01	25
J_{CIE}	81.26	−2.9	71.56	71.62	92
G_{CIE}	52.23	−42.45	13.59	44.59	162
B_{CIE}	30.57	1.35	−46.48	46.51	272

%Regularität
$g^*_{H,rel}$ = 46
$g^*_{C,rel}$ = 65

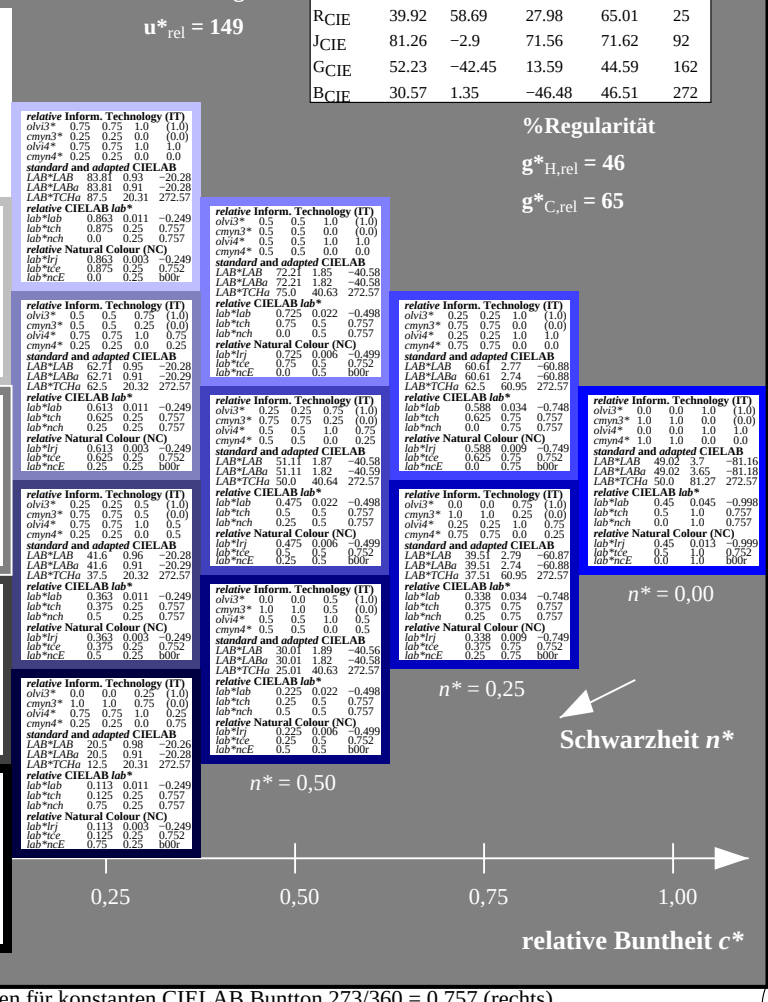

5 stufige Reihen für konstanten CIELAB Buntton 273/360 = 0.757 (rechts)

BAM-Prüfvorlage TG53; Farbmetrik-Systeme ORS18 & ORS18 input: *olv* setrgbcolor*
D65: 2 Koordinaten-Daten von 5stufigen Farbreihen für 10 Buntton output: *Startup (S) data dependend*

Siehe ähnliche Dateien: http://www.ps.bam.de/TG53/
Technische Information: http://www.ps.bam.de Version 2.1, io=1,1?

BAM-Registrierung: 20060101-TG53/10L/L53G05SP.PS/.PDF BAM-Material: Code=rha4ta
Anwendung für Beurteilung und Messung von Drucker– oder Monitorsystemen
/TG53/ Form: 6/10, Serie: 1/1, Seite: 6 Sattelstreifung 6

Eingabe: Farbmetrisches Reflexions-System MRS18

für Buntton *h* = lab*h = 322/360 = 0.895*
lab*tch* und *lab*nch

D65: Buntton B50R
LCH*Ma: 35 72 322
rgb*Ma: 1.0 0.0 1.0

Dreiecks-Helligkeit *t**

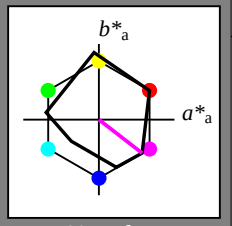

%Umfang

u*rel = 91

MRS18; adaptierte CIELAB-Daten	L*=L*a	a*a	b*a	C*ab,a	h*ab,a
RMa	49.63	66.96	38.37	77.18	30
JMa	90.7	−6.36	88.75	88.98	94
GMa	52.11	−69.73	9.44	70.37	172
G50BMa	45.03	−36.57	−28.47	46.36	218
BMa	36.65	23.19	−63.05	67.18	290
B50RMa	34.94	57.17	−44.26	72.31	322
NMa	18.01	0.0	0.0	0.0	0
WMa	95.41	0.0	0.0	0.0	0
RCIE	39.92	58.66	26.98	64.56	25
JCIE	81.26	−2.17	67.76	67.79	92
GCIE	52.23	−42.26	11.75	43.87	164
BCIE	30.57	1.15	−46.84	46.87	271

%Regularität

g*H,rel = 41

g*C,rel = 52

Ausgabe: Farbmetrisches Reflexions-System NCS11

für Buntton *h* = lab*h = 325/360 = 0.903*
lab*tch* und *lab*nch

D65: Buntton B50R
LCH*Ma: 44 129 325
rgb*Ma: 1.0 0.0 1.0

Dreiecks-Helligkeit *t**

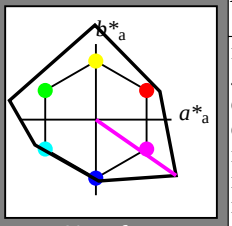

%Umfang

u*rel = 149

NCS11; adaptierte CIELAB-Daten	L*=L*a	a*a	b*a	C*ab,a	h*ab,a
RMa	47.15	84.64	37.25	92.48	24
JMa	91.37	−1.27	125.03	125.03	91
GMa	63.07	−114.28	25.35	117.06	167
G50BMa	59.47	−80.6	−33.45	87.28	203
BMa	49.01	3.65	−81.19	81.28	273
B50RMa	44.06	106.09	−73.93	129.32	325
NMa	10.99	0.0	0.0	0.0	0
WMa	95.41	0.0	0.0	0.0	0
RCIE	39.92	58.69	27.98	65.01	25
JCIE	81.26	−2.9	71.56	71.62	92
GCIE	52.23	−42.45	13.59	44.59	162
BCIE	30.57	1.35	−46.48	46.51	272

%Regularität

g*H,rel = 46

g*C,rel = 65

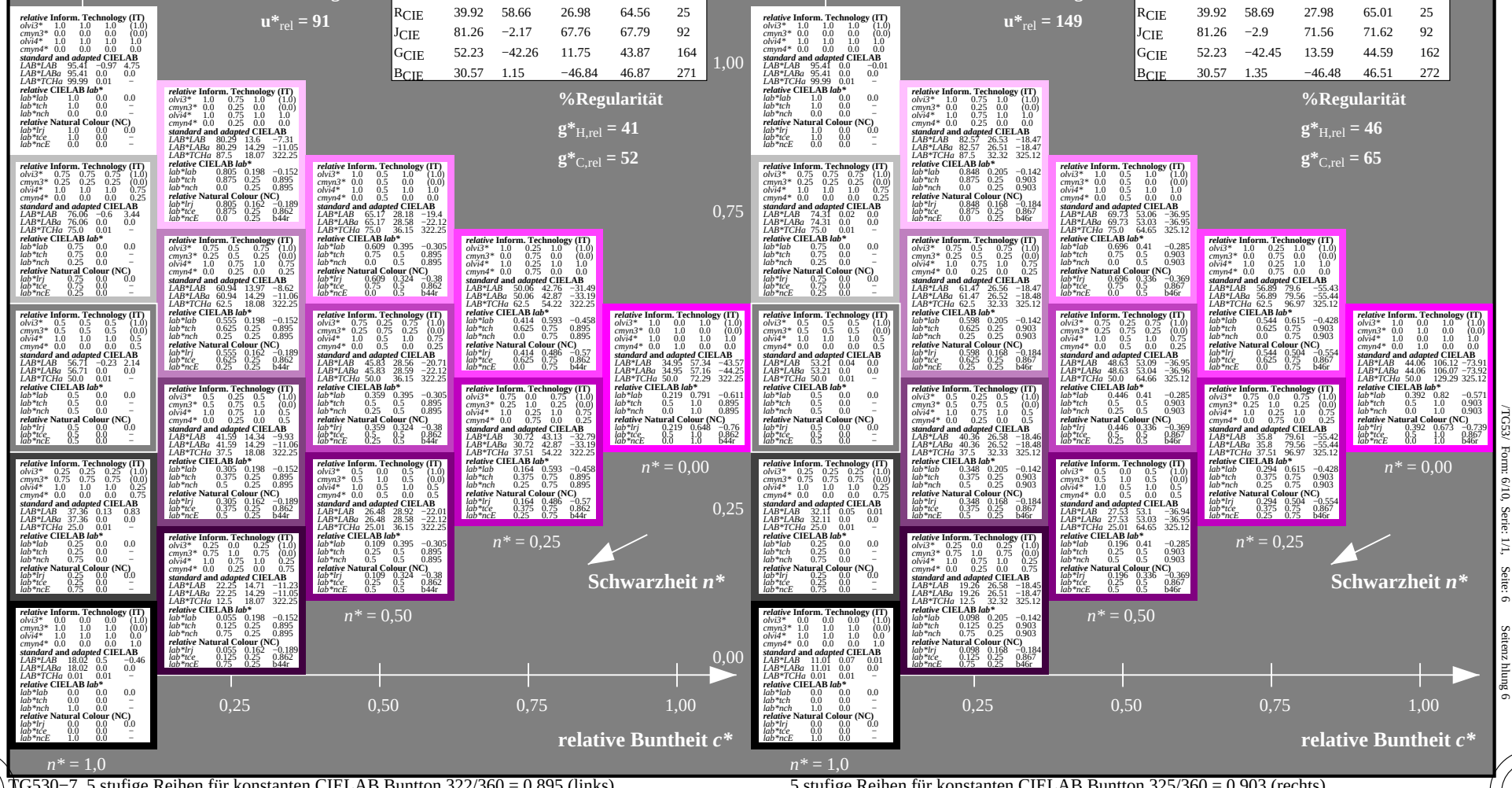

TG530−7, 5 stufige Reihen für konstanten CIELAB Buntton 322/360 = 0.895 (links)

5 stufige Reihen für konstanten CIELAB Buntton 325/360 = 0.903 (rechts)

BAM-Prüfvorlage TG53; Farbmetrik-Systeme ORS18 & ORS18 input: *olv* setrgbcolor*
D65: 2 Koordinaten-Daten von 5stufigen Farbreihen für 10 Buntton output: *Startup (S) data dependend*

Siehe ähnliche Dateien: http://www.ps.bam.de/TG53/
Technische Information: http://www.ps.bam.de Version 2.1, io=1,1?

BAM-Registrierung: 20060101-TG53/10L/L53G06SP.PS/.PDF BAM-Material: Code=rha4ta
Anwendung für Beurteilung und Messung von Drucker– oder Monitorsystemen
/TG53/ Form: 7/10, Serie: 1/1, Seite: 7 Sattelnz hlung 7

Eingabe: Farbmetrisches Reflexions-System MRS18

für Buntton $h^* = lab^*h = 25/360 = 0.069$
lab^*tch und lab^*nch

D65: Buntton R
LCH*Ma: 48 73 25
rgb*Ma: 1.0 0.0 0.1

Dreiecks-Helligkeit t^*

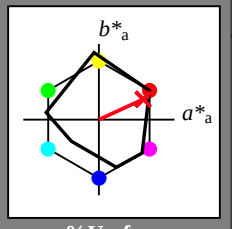

%Umfang

u^*_{rel} = 91

MRS18; adaptierte CIELAB-Daten

	$L^*=L^*_a$	a^*_a	b^*_a	$C^*_{ab,a}$	$h^*_{ab,a}$
R_{Ma}	49.63	66.96	38.37	77.18	30
J_{Ma}	90.7	−6.36	88.75	88.98	94
G_{Ma}	52.11	−69.73	9.44	70.37	172
$G50B_{Ma}$	45.03	−36.57	−28.47	46.36	218
B_{Ma}	36.65	23.19	−63.05	67.18	290
$B50R_{Ma}$	34.94	57.17	−44.26	72.31	322
N_{Ma}	18.01	0.0	0.0	0.0	0
W_{Ma}	95.41	0.0	0.0	0.0	0
R_{CIE}	39.92	58.66	26.98	64.56	25
J_{CIE}	81.26	−2.17	67.76	67.79	92
G_{CIE}	52.23	−42.26	11.75	43.87	164
B_{CIE}	30.57	1.15	−46.84	46.87	271

%Regularität

$g^*_{H,rel}$ = 41

$g^*_{C,rel}$ = 52

Ausgabe: Farbmetrisches Reflexions-System NCS11

für Buntton $h^* = lab^*h = 25/360 = 0.071$
lab^*tch und lab^*nch

D65: Buntton R
LCH*Ma: 48 91 25
rgb*Ma: 1.0 0.02 0.0

Dreiecks-Helligkeit t^*

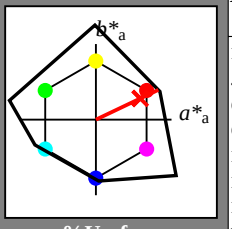

%Umfang

u^*_{rel} = 149

NCS11; adaptierte CIELAB-Daten

	$L^*=L^*_a$	a^*_a	b^*_a	$C^*_{ab,a}$	$h^*_{ab,a}$
R_{Ma}	47.15	84.64	37.25	92.48	24
J_{Ma}	91.37	−1.27	125.03	125.03	91
G_{Ma}	63.07	−114.28	25.35	117.06	167
$G50B_{Ma}$	59.47	−80.6	−33.45	87.28	203
B_{Ma}	49.01	3.65	−81.19	81.28	273
$B50R_{Ma}$	44.06	106.09	−73.93	129.32	325
N_{Ma}	10.99	0.0	0.0	0.0	0
W_{Ma}	95.41	0.0	0.0	0.0	0
R_{CIE}	39.92	58.69	27.98	65.01	25
J_{CIE}	81.26	−2.9	71.56	71.62	92
G_{CIE}	52.23	−42.45	13.59	44.59	162
B_{CIE}	30.57	1.35	−46.48	46.51	272

%Regularität

$g^*_{H,rel}$ = 46

$g^*_{C,rel}$ = 65

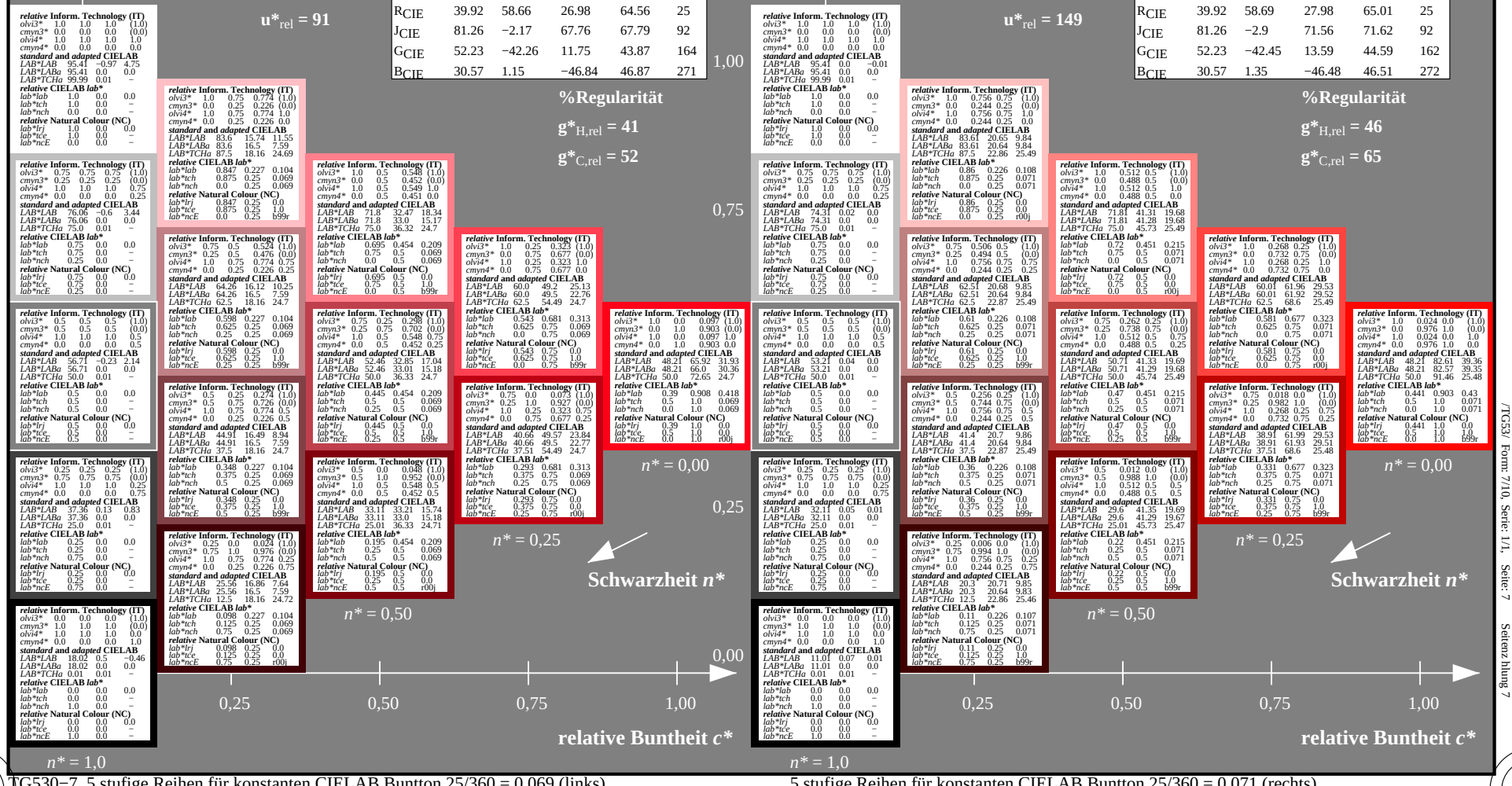

TG530−7, 5 stufige Reihen für konstanten CIELAB Buntton 25/360 = 0.069 (links)

5 stufige Reihen für konstanten CIELAB Buntton 25/360 = 0.071 (rechts)

Siehe ähnliche Dateien: http://www.ps.bam.de/TG53/
Technische Information: http://www.ps.bam.de Version 2.1, io=1,1?

BAM-Registrierung: 20060101-TG53/10L/L53G07SP.PS/.PDF BAM-Material: Code=rha4ta
Anwendung für Beurteilung und Messung von Drucker– oder Monitorsystemen
/TG53/ Form: 8/10, Serie: 1/1, Seite: 8 Seitenz hlung 8

Eingabe: Farbmetrisches Reflexions-System MRS18

für Buntton *h = lab*h = 92/360 = 0.255**
lab*tch* und *lab*nch

D65: Buntton J
LCH*Ma: 89 86 92
rgb*Ma: 1.0 0.95 0.0

Dreiecks-Helligkeit *t**

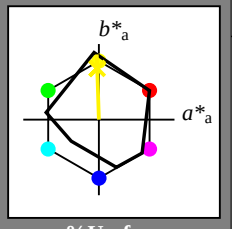

%Umfang

u^*_{rel} = 91

MRS18; adaptierte CIELAB-Daten

	$L^*=L^*_a$	a^*_a	b^*_a	$C^*_{ab,a}$	$h^*_{ab,a}$
R_{Ma}	49.63	66.96	38.37	77.18	30
J_{Ma}	90.7	−6.36	88.75	88.98	94
G_{Ma}	52.11	−69.73	9.44	70.37	172
$G50B_{Ma}$	45.03	−36.57	−28.47	46.36	218
B_{Ma}	36.65	23.19	−63.05	67.18	290
$B50R_{Ma}$	34.94	57.17	−44.26	72.31	322
N_{Ma}	18.01	0.0	0.0	0.0	0
W_{Ma}	95.41	0.0	0.0	0.0	0
R_{CIE}	39.92	58.66	26.98	64.56	25
J_{CIE}	81.26	−2.17	67.76	67.79	92
G_{CIE}	52.23	−42.26	11.75	43.87	164
B_{CIE}	30.57	1.15	−46.84	46.87	271

%Regularität

$g^*_{H,rel}$ = 41

$g^*_{C,rel}$ = 52

Ausgabe: Farbmetrisches Reflexions-System NCS11

für Buntton *h = lab*h = 92/360 = 0.256**
lab*tch* und *lab*nch

D65: Buntton J
LCH*Ma: 90 122 92
rgb*Ma: 0.97 1.0 0.0

Dreiecks-Helligkeit *t**

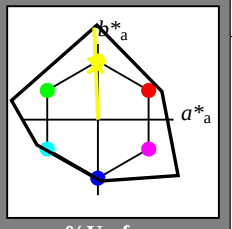

%Umfang

u^*_{rel} = 149

NCS11; adaptierte CIELAB-Daten

	$L^*=L^*_a$	a^*_a	b^*_a	$C^*_{ab,a}$	$h^*_{ab,a}$
R_{Ma}	47.15	84.64	37.25	92.48	24
J_{Ma}	91.37	−1.27	125.03	125.03	91
G_{Ma}	63.07	−114.28	25.35	117.06	167
$G50B_{Ma}$	59.47	−80.6	−33.45	87.28	203
B_{Ma}	49.01	3.65	−81.19	81.28	273
$B50R_{Ma}$	44.06	106.09	−73.93	129.32	325
N_{Ma}	10.99	0.0	0.0	0.0	0
W_{Ma}	95.41	0.0	0.0	0.0	0
R_{CIE}	39.92	58.69	27.98	65.01	25
J_{CIE}	81.26	−2.9	71.56	71.62	92
G_{CIE}	52.23	−42.45	13.59	44.59	162
B_{CIE}	30.57	1.35	−46.48	46.51	272

%Regularität

$g^*_{H,rel}$ = 46

$g^*_{C,rel}$ = 65

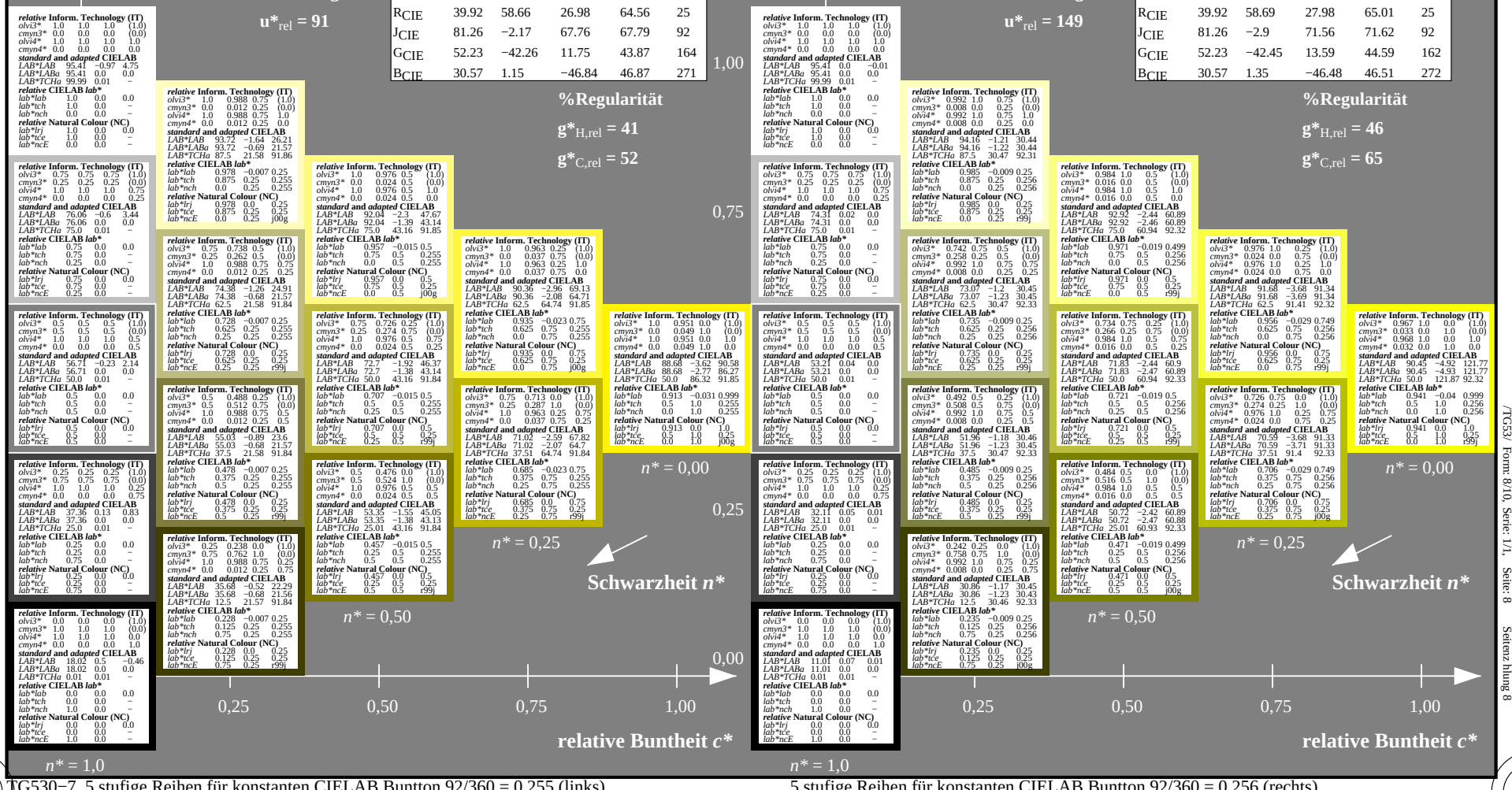

TG530−7, 5 stufige Reihen für konstanten CIELAB Buntton 92/360 = 0.255 (links)

5 stufige Reihen für konstanten CIELAB Buntton 92/360 = 0.256 (rechts)

BAM-Prüfvorlage TG53; Farbmetrik-Systeme ORS18 & ORS18 input: *olv* setrgbcolor*
D65: 2 Koordinaten-Daten von 5stufigen Farbreihen für 10 Buntton output: *Startup (S) data dependend*

Siehe ähnliche Dateien: http://www.ps.bam.de/TG53/
Technische Information: http://www.ps.bam.de Version 2.1, io=1,1?

BAM-Registrierung: 20060101-TG53/10L/L53G08SP.PS/.PDF BAM-Material: Code=rha4ta
Anwendung für Beurteilung und Messung von Drucker– oder Monitorsystemen
/TG53/ Form: 9/10, Serie: 1/1, Seite: 9 Sattenz hlung 9

Eingabe: Farbmetrisches Reflexions-System MRS18

für Buntton *h = lab*h = 164/360 = 0.457**
lab*tch* und *lab*nch

D65: Buntton G
LCH*Ma: 56 66 164
rgb*Ma: 0.1 1.0 0.0

Dreiecks-Helligkeit *t**

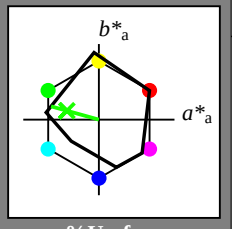

%Umfang

u*rel = 91

MRS18; adaptierte CIELAB-Daten

	L*=L*a	a*a	b*a	C*ab,a	h*ab,a
RMa	49.63	66.96	38.37	77.18	30
JMa	90.7	−6.36	88.75	88.98	94
GMa	52.11	−69.73	9.44	70.37	172
G50BMa	45.03	−36.57	−28.47	46.36	218
BMa	36.65	23.19	−63.05	67.18	290
B50RMa	34.94	57.17	−44.26	72.31	322
NMa	18.01	0.0	0.0	0.0	0
WMa	95.41	0.0	0.0	0.0	0
RCIE	39.92	58.66	26.98	64.56	25
JCIE	81.26	−2.17	67.76	67.79	92
GCIE	52.23	−42.26	11.75	43.87	164
BCIE	30.57	1.15	−46.84	46.87	271

%Regularität

g*H,rel = 41

g*C,rel = 52

1,00

0,75

0,25

0,00

n* = 0,00

n* = 0,25

n* = 0,50

n* = 1,0

Schwarzheit *n**

0,25 0,50 0,75 1,00

relative Buntheit *c**

relative Inform. Technology (IT)
*olvi3** 1.0 1.0 1.0 (1.0)
*cmyn3** 0.0 0.0 0.0 (0.0)
*olvi4** 1.0 1.0 1.0 1.0
*cmyn4** 0.0 0.0 0.0 0.0
standard and *adapted* CIELAB
*LAB*LAB* 95.41 −0.97 4.75
*LAB*LABa* 95.41 0.0 0.0
*LAB*TCHa* 99.99 0.01 –
relative CIELAB *lab**
*lab*lab* 1.0 0.0 0.0
*lab*tch* 1.0 0.0 –
*lab*nch* 0.0 0.0 –
relative Natural Colour (NC)
*lab*lrj* 1.0 0.0 0.0
*lab*tce* 1.0 0.0 –
*lab*nce* 0.0 0.0 –

relative Inform. Technology (IT)
*olvi3** 0.75 0.75 0.75 (1.0)
*cmyn3** 0.25 0.25 0.25 (0.0)
*olvi4** 1.0 1.0 1.0 0.75
*cmyn4** 0.0 0.0 0.0 0.25
standard and *adapted* CIELAB
*LAB*LAB* 76.06 −0.6 3.44
*LAB*LABa* 76.06 0.0 0.0
*LAB*TCHa* 75.0 0.01 –
relative CIELAB *lab**
*lab*lab* 0.75 0.0 0.0
*lab*tch* 0.75 0.0 –
*lab*nch* 0.25 0.0 –
relative Natural Colour (NC)
*lab*lrj* 0.75 0.0 0.0
*lab*tce* 0.75 0.0 –
*lab*nce* 0.25 0.0 –

relative Inform. Technology (IT)
*olvi3** 0.5 0.5 0.5 (1.0)
*cmyn3** 0.5 0.5 0.5 (0.0)
*olvi4** 1.0 1.0 1.0 0.5
*cmyn4** 0.0 0.0 0.0 0.5
standard and *adapted* CIELAB
*LAB*LAB* 56.71 −0.23 2.14
*LAB*LABa* 56.71 0.0 0.0
*LAB*TCHa* 50.0 0.01 –
relative CIELAB *lab**
*lab*lab* 0.5 0.0 0.0
*lab*tch* 0.5 0.0 –
*lab*nch* 0.5 0.0 –
relative Natural Colour (NC)
*lab*lrj* 0.5 0.0 0.0
*lab*tce* 0.5 0.0 –
*lab*nce* 0.5 0.0 –

relative Inform. Technology (IT)
*olvi3** 0.25 0.25 0.25 (1.0)
*cmyn3** 0.75 0.75 0.75 (0.0)
*olvi4** 1.0 1.0 1.0 0.25
*cmyn4** 0.0 0.0 0.0 0.75
standard and *adapted* CIELAB
*LAB*LAB* 37.36 0.13 0.83
*LAB*LABa* 37.36 0.0 0.0
*LAB*TCHa* 25.0 0.01 –
relative CIELAB *lab**
*lab*lab* 0.25 0.0 0.0
*lab*tch* 0.25 0.0 –
*lab*nch* 0.75 0.0 –
relative Natural Colour (NC)
*lab*lrj* 0.25 0.0 0.0
*lab*tce* 0.25 0.0 –
*lab*nce* 0.75 0.0 –

relative Inform. Technology (IT)
*olvi3** 0.0 0.0 0.0 (1.0)
*cmyn3** 1.0 1.0 1.0 (0.0)
*olvi4** 1.0 1.0 1.0 0.0
*cmyn4** 0.0 0.0 0.0 1.0
standard and *adapted* CIELAB
*LAB*LAB* 18.02 0.5 −0.46
*LAB*LABa* 18.02 0.0 0.0
*LAB*TCHa* 0.01 0.01 –
relative CIELAB *lab**
*lab*lab* 0.0 0.0 0.0
*lab*tch* 0.0 0.0 –
*lab*nch* 1.0 0.0 –
relative Natural Colour (NC)
*lab*lrj* 0.0 0.0 0.0
*lab*tce* 0.0 0.0 –
*lab*nce* 1.0 0.0 –

relative Inform. Technology (IT)
*olvi3** 0.776 1.0 0.75 (1.0)
*cmyn3** 0.224 0.0 0.25 (0.0)
*olvi4** 0.776 1.0 0.75 1.0
*cmyn4** 0.224 0.0 0.25 0.0
standard and *adapted* CIELAB
*LAB*LAB* 85.57 −16.58 8.49
*LAB*LABa* 85.57 −15.79 4.4
*LAB*TCHa* 87.5 16.4 164.45
relative CIELAB *lab**
*lab*lab* 0.873 −0.24 0.067
*lab*tch* 0.875 0.25 0.457
*lab*nch* 0.0 0.25 0.457
relative Natural Colour (NC)
*lab*lrj* 0.873 −0.249 0.0
*lab*tce* 0.875 0.25 0.5
*lab*nce* 0.0 0.25 j99g

relative Inform. Technology (IT)
*olvi3** 0.526 0.75 0.5 (1.0)
*cmyn3** 0.474 0.25 0.5 (0.0)
*olvi4** 0.776 1.0 0.75 0.75
*cmyn4** 0.224 0.0 0.25 0.25
standard and *adapted* CIELAB
*LAB*LAB* 66.22 −16.22 7.19
*LAB*LABa* 66.22 −15.8 4.4
*LAB*TCHa* 62.5 16.41 164.46
relative CIELAB *lab**
*lab*lab* 0.623 −0.24 0.067
*lab*tch* 0.625 0.25 0.457
*lab*nch* 0.25 0.25 0.457
relative Natural Colour (NC)
*lab*lrj* 0.623 −0.249 0.0
*lab*tce* 0.625 0.25 0.5
*lab*nce* 0.25 0.25 j99g

relative Inform. Technology (IT)
*olvi3** 0.276 0.5 0.25 (1.0)
*cmyn3** 0.724 0.5 0.75 (0.0)
*olvi4** 0.776 1.0 0.75 0.5
*cmyn4** 0.224 0.0 0.25 0.5
standard and *adapted* CIELAB
*LAB*LAB* 46.87 −15.85 5.88
*LAB*LABa* 46.87 −15.8 4.4
*LAB*TCHa* 37.5 16.41 164.46
relative CIELAB *lab**
*lab*lab* 0.373 −0.24 0.067
*lab*tch* 0.375 0.25 0.457
*lab*nch* 0.5 0.25 0.457
relative Natural Colour (NC)
*lab*lrj* 0.373 −0.249 0.0
*lab*tce* 0.375 0.25 0.5
*lab*nce* 0.5 0.25 j99g

relative Inform. Technology (IT)
*olvi3** 0.026 0.25 0.0 (1.0)
*cmyn3** 0.974 0.75 1.0 (0.0)
*olvi4** 0.776 1.0 0.75 0.25
*cmyn4** 0.224 0.0 0.25 0.75
standard and *adapted* CIELAB
*LAB*LAB* 27.52 −15.48 4.57
*LAB*LABa* 27.52 −15.8 4.39
*LAB*TCHa* 12.5 16.4 164.49
relative CIELAB *lab**
*lab*lab* 0.123 −0.24 0.067
*lab*tch* 0.125 0.25 0.457
*lab*nch* 0.75 0.25 0.457
relative Natural Colour (NC)
*lab*lrj* 0.123 −0.249 0.0
*lab*tce* 0.125 0.25 0.5
*lab*nce* 0.75 0.25 g00b

relative Inform. Technology (IT)
*olvi3** 0.551 1.0 0.5 (1.0)
*cmyn3** 0.449 0.0 0.5 (0.0)
*olvi4** 0.551 1.0 0.5 1.0
*cmyn4** 0.449 0.0 0.5 0.0
standard and *adapted* CIELAB
*LAB*LAB* 75.74 −32.2 12.22
*LAB*LABa* 75.74 −31.6 8.79
*LAB*TCHa* 75.0 32.81 164.46
relative CIELAB *lab**
*lab*lab* 0.746 −0.481 0.134
*lab*tch* 0.75 0.5 0.457
*lab*nch* 0.0 0.5 0.457
relative Natural Colour (NC)
*lab*lrj* 0.746 −0.499 0.0
*lab*tce* 0.75 0.5 0.5
*lab*nce* 0.0 0.5 j99g

relative Inform. Technology (IT)
*olvi3** 0.301 0.75 0.25 (1.0)
*cmyn3** 0.699 0.25 0.75 (0.0)
*olvi4** 0.551 1.0 0.5 0.75
*cmyn4** 0.449 0.0 0.5 0.25
standard and *adapted* CIELAB
*LAB*LAB* 56.39 −31.84 10.92
*LAB*LABa* 56.39 −31.61 8.79
*LAB*TCHa* 50.0 32.81 164.46
relative CIELAB *lab**
*lab*lab* 0.496 −0.481 0.134
*lab*tch* 0.5 0.5 0.457
*lab*nch* 0.25 0.5 0.457
relative Natural Colour (NC)
*lab*lrj* 0.496 −0.499 0.0
*lab*tce* 0.5 0.5 0.5
*lab*nce* 0.25 0.5 j100g

relative Inform. Technology (IT)
*olvi3** 0.051 0.5 0.0 (1.0)
*cmyn3** 0.949 0.5 1.0 (0.0)
*olvi4** 0.551 1.0 0.5 0.5
*cmyn4** 0.449 0.0 0.5 0.5
standard and *adapted* CIELAB
*LAB*LAB* 37.04 −31.47 9.6
*LAB*LABa* 37.04 −31.6 8.78
*LAB*TCHa* 25.01 32.81 164.47
relative CIELAB *lab**
*lab*lab* 0.246 −0.481 0.134
*lab*tch* 0.25 0.5 0.457
*lab*nch* 0.5 0.5 0.457
relative Natural Colour (NC)
*lab*lrj* 0.246 −0.499 0.0
*lab*tce* 0.25 0.5 0.5
*lab*nce* 0.5 0.5 g00b

relative Inform. Technology (IT)
*olvi3** 0.327 1.0 0.25 (1.0)
*cmyn3** 0.673 0.0 0.75 (0.0)
*olvi4** 0.327 1.0 0.25 1.0
*cmyn4** 0.673 0.0 0.75 0.0
standard and *adapted* CIELAB
*LAB*LAB* 65.9 −47.82 15.96
*LAB*LABa* 65.9 −47.41 13.19
*LAB*TCHa* 62.5 49.22 164.46
relative CIELAB *lab**
*lab*lab* 0.619 −0.721 0.201
*lab*tch* 0.625 0.75 0.457
*lab*nch* 0.0 0.75 0.457
relative Natural Colour (NC)
*lab*lrj* 0.619 −0.749 0.0
*lab*tce* 0.625 0.75 0.5
*lab*nce* 0.0 0.75 j99g

relative Inform. Technology (IT)
*olvi3** 0.077 0.75 0.0 (1.0)
*cmyn3** 0.923 0.25 1.0 (0.0)
*olvi4** 0.327 1.0 0.25 0.75
*cmyn4** 0.673 0.0 0.75 0.25
standard and *adapted* CIELAB
*LAB*LAB* 46.55 −47.46 14.64
*LAB*LABa* 46.55 −47.41 13.18
*LAB*TCHa* 37.51 49.22 164.47
relative CIELAB *lab**
*lab*lab* 0.369 −0.722 0.201
*lab*tch* 0.375 0.75 0.457
*lab*nch* 0.25 0.75 0.457
relative Natural Colour (NC)
*lab*lrj* 0.369 −0.749 0.0
*lab*tce* 0.375 0.75 0.5
*lab*nce* 0.25 0.75 g00b

relative Inform. Technology (IT)
*olvi3** 0.103 1.0 0.0 (1.0)
*cmyn3** 0.897 0.0 1.0 (0.0)
*olvi4** 0.103 1.0 0.0 1.0
*cmyn4** 0.897 0.0 1.0 0.0
standard and *adapted* CIELAB
*LAB*LAB* 56.07 −63.44 19.68
*LAB*LABa* 56.07 −63.21 17.58
*LAB*TCHa* 50.0 65.62 164.46
relative CIELAB *lab**
*lab*lab* 0.492 −0.962 0.268
*lab*tch* 0.5 1.0 0.457
*lab*nch* 0.0 1.0 0.457
relative Natural Colour (NC)
*lab*lrj* 0.492 −0.999 0.0
*lab*tce* 0.5 1.0 0.5
*lab*nce* 0.0 1.0 g00b

Ausgabe: Farbmetrisches Reflexions-System NCS11

für Buntton *h = lab*h = 162/360 = 0.451**
lab*tch* und *lab*nch

D65: Buntton G
LCH*Ma: 65 110 162
rgb*Ma: 0.08 1.0 0.0

Dreiecks-Helligkeit *t**

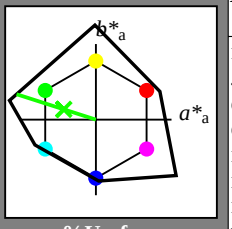

%Umfang

u*rel = 149

NCS11; adaptierte CIELAB-Daten

	L*=L*a	a*a	b*a	C*ab,a	h*ab,a
RMa	47.15	84.64	37.25	92.48	24
JMa	91.37	−1.27	125.03	125.03	91
GMa	63.07	−114.28	25.35	117.06	167
G50BMa	59.47	−80.6	−33.45	87.28	203
BMa	49.01	3.65	−81.19	81.28	273
B50RMa	44.06	106.09	−73.93	129.32	325
NMa	10.99	0.0	0.0	0.0	0
WMa	95.41	0.0	0.0	0.0	0
RCIE	39.92	58.69	27.98	65.01	25
JCIE	81.26	−2.9	71.56	71.62	92
GCIE	52.23	−42.45	13.59	44.59	162
BCIE	30.57	1.35	−46.48	46.51	272

%Regularität

g*H,rel = 46

g*C,rel = 65

1,00

0,75

0,25

0,00

n* = 0,00

n* = 0,25

n* = 0,50

n* = 1,0

Schwarzheit *n**

0,25 0,50 0,75 1,00

relative Buntheit *c**

relative Inform. Technology (IT)
*olvi3** 1.0 1.0 1.0 (1.0)
*cmyn3** 0.0 0.0 0.0 (0.0)
*olvi4** 1.0 1.0 1.0 1.0
*cmyn4** 0.0 0.0 0.0 0.0
standard and *adapted* CIELAB
*LAB*LAB* 95.41 0.0 −0.01
*LAB*LABa* 95.41 0.0 0.0
*LAB*TCHa* 99.99 0.01 –
relative CIELAB *lab**
*lab*lab* 1.0 0.0 0.0
*lab*tch* 1.0 0.0 –
*lab*nch* 0.0 0.0 –
relative Natural Colour (NC)
*lab*lrj* 1.0 0.0 0.0
*lab*tce* 1.0 0.0 –
*lab*nce* 0.0 0.0 –

relative Inform. Technology (IT)
*olvi3** 0.75 0.75 0.75 (1.0)
*cmyn3** 0.25 0.25 0.25 (0.0)
*olvi4** 1.0 1.0 1.0 0.75
*cmyn4** 0.0 0.0 0.0 0.25
standard and *adapted* CIELAB
*LAB*LAB* 74.31 0.02 0.0
*LAB*LABa* 74.31 0.0 0.0
*LAB*TCHa* 75.0 0.01 –
relative CIELAB *lab**
*lab*lab* 0.75 0.0 0.0
*lab*tch* 0.75 0.0 –
*lab*nch* 0.25 0.0 –
relative Natural Colour (NC)
*lab*lrj* 0.75 0.0 0.0
*lab*tce* 0.75 0.0 –
*lab*nce* 0.25 0.0 –

relative Inform. Technology (IT)
*olvi3** 0.5 0.5 0.5 (1.0)
*cmyn3** 0.5 0.5 0.5 (0.0)
*olvi4** 1.0 1.0 1.0 0.5
*cmyn4** 0.0 0.0 0.0 0.5
standard and *adapted* CIELAB
*LAB*LAB* 53.21 0.04 0.0
*LAB*LABa* 53.21 0.0 0.0
*LAB*TCHa* 50.0 0.01 –
relative CIELAB *lab**
*lab*lab* 0.5 0.0 0.0
*lab*tch* 0.5 0.0 –
*lab*nch* 0.5 0.0 –
relative Natural Colour (NC)
*lab*lrj* 0.5 0.0 0.0
*lab*tce* 0.5 0.0 –
*lab*nce* 0.5 0.0 –

relative Inform. Technology (IT)
*olvi3** 0.25 0.25 0.25 (1.0)
*cmyn3** 0.75 0.75 0.75 (0.0)
*olvi4** 1.0 1.0 1.0 0.25
*cmyn4** 0.0 0.0 0.0 0.75
standard and *adapted* CIELAB
*LAB*LAB* 32.11 0.05 0.01
*LAB*LABa* 32.11 0.0 0.0
*LAB*TCHa* 25.0 0.01 –
relative CIELAB *lab**
*lab*lab* 0.25 0.0 0.0
*lab*tch* 0.25 0.0 –
*lab*nch* 0.75 0.0 –
relative Natural Colour (NC)
*lab*lrj* 0.25 0.0 0.0
*lab*tce* 0.25 0.0 –
*lab*nce* 0.75 0.0 –

relative Inform. Technology (IT)
*olvi3** 0.0 0.0 0.0 (1.0)
*cmyn3** 1.0 1.0 1.0 (0.0)
*olvi4** 1.0 1.0 1.0 0.0
*cmyn4** 0.0 0.0 0.0 1.0
standard and *adapted* CIELAB
*LAB*LAB* 11.01 0.07 0.01
*LAB*LABa* 11.01 0.0 0.0
*LAB*TCHa* 0.01 0.01 –
relative CIELAB *lab**
*lab*lab* 0.0 0.0 0.0
*lab*tch* 0.0 0.0 –
*lab*nch* 1.0 0.0 –
relative Natural Colour (NC)
*lab*lrj* 0.0 0.0 0.0
*lab*tce* 0.0 0.0 –
*lab*nce* 1.0 0.0 –

relative Inform. Technology (IT)
*olvi3** 0.771 1.0 0.75 (1.0)
*cmyn3** 0.229 0.0 0.25 (0.0)
*olvi4** 0.771 1.0 0.75 1.0
*cmyn4** 0.229 0.0 0.25 0.0
standard and *adapted* CIELAB
*LAB*LAB* 87.9 −26.2 8.39
*LAB*LABa* 87.9 −26.22 8.39
*LAB*TCHa* 87.5 27.54 162.25
relative CIELAB *lab**
*lab*lab* 0.911 −0.237 0.076
*lab*tch* 0.875 0.25 0.451
*lab*nch* 0.0 0.25 0.451
relative Natural Colour (NC)
*lab*lrj* 0.911 −0.249 0.0
*lab*tce* 0.875 0.25 0.5
*lab*nce* 0.0 0.25 j99g

relative Inform. Technology (IT)
*olvi3** 0.521 0.75 0.5 (1.0)
*cmyn3** 0.479 0.25 0.5 (0.0)
*olvi4** 0.771 1.0 0.75 0.75
*cmyn4** 0.229 0.0 0.25 0.25
standard and *adapted* CIELAB
*LAB*LAB* 66.81 −26.19 8.4
*LAB*LABa* 66.81 −26.23 8.4
*LAB*TCHa* 62.5 27.55 162.25
relative CIELAB *lab**
*lab*lab* 0.661 −0.237 0.076
*lab*tch* 0.625 0.25 0.451
*lab*nch* 0.25 0.25 0.451
relative Natural Colour (NC)
*lab*lrj* 0.661 −0.249 0.0
*lab*tce* 0.625 0.25 0.5
*lab*nce* 0.25 0.25 j99g

relative Inform. Technology (IT)
*olvi3** 0.271 0.5 0.25 (1.0)
*cmyn3** 0.729 0.5 0.75 (0.0)
*olvi4** 0.771 1.0 0.75 0.5
*cmyn4** 0.229 0.0 0.25 0.5
standard and *adapted* CIELAB
*LAB*LAB* 45.7 −26.18 8.41
*LAB*LABa* 45.7 −26.23 8.4
*LAB*TCHa* 37.5 27.55 162.25
relative CIELAB *lab**
*lab*lab* 0.411 −0.237 0.076
*lab*tch* 0.375 0.25 0.451
*lab*nch* 0.5 0.25 0.451
relative Natural Colour (NC)
*lab*lrj* 0.411 −0.249 0.0
*lab*tce* 0.375 0.25 0.5
*lab*nce* 0.5 0.25 j99g

relative Inform. Technology (IT)
*olvi3** 0.021 0.25 0.0 (1.0)
*cmyn3** 0.979 0.75 1.0 (0.0)
*olvi4** 0.771 1.0 0.75 0.25
*cmyn4** 0.229 0.0 0.25 0.75
standard and *adapted* CIELAB
*LAB*LAB* 24.6 −26.16 8.4
*LAB*LABa* 24.6 −26.23 8.38
*LAB*TCHa* 12.5 27.54 162.28
relative CIELAB *lab**
*lab*lab* 0.161 −0.237 0.076
*lab*tch* 0.125 0.25 0.451
*lab*nch* 0.75 0.25 0.451
relative Natural Colour (NC)
*lab*lrj* 0.161 −0.249 0.0
*lab*tce* 0.125 0.25 0.5
*lab*nce* 0.75 0.25 g00b

relative Inform. Technology (IT)
*olvi3** 0.541 1.0 0.5 (1.0)
*cmyn3** 0.459 0.0 0.5 (0.0)
*olvi4** 0.541 1.0 0.5 1.0
*cmyn4** 0.459 0.0 0.5 0.0
standard and *adapted* CIELAB
*LAB*LAB* 80.4 −52.43 16.79
*LAB*LABa* 80.4 −52.45 16.79
*LAB*TCHa* 75.0 55.08 162.25
relative CIELAB *lab**
*lab*lab* 0.822 −0.475 0.152
*lab*tch* 0.75 0.5 0.451
*lab*nch* 0.0 0.5 0.451
relative Natural Colour (NC)
*lab*lrj* 0.822 −0.499 0.0
*lab*tce* 0.75 0.5 0.5
*lab*nce* 0.0 0.5 j99g

relative Inform. Technology (IT)
*olvi3** 0.291 0.75 0.25 (1.0)
*cmyn3** 0.709 0.25 0.75 (0.0)
*olvi4** 0.541 1.0 0.5 0.75
*cmyn4** 0.459 0.0 0.5 0.25
standard and *adapted* CIELAB
*LAB*LAB* 59.31 −52.42 16.8
*LAB*LABa* 59.31 −52.46 16.79
*LAB*TCHa* 50.0 55.09 162.25
relative CIELAB *lab**
*lab*lab* 0.572 −0.475 0.152
*lab*tch* 0.5 0.5 0.451
*lab*nch* 0.25 0.5 0.451
relative Natural Colour (NC)
*lab*lrj* 0.572 −0.499 0.0
*lab*tce* 0.5 0.5 0.5
*lab*nce* 0.25 0.5 g00b

relative Inform. Technology (IT)
*olvi3** 0.041 0.5 0.0 (1.0)
*cmyn3** 0.959 0.5 1.0 (0.0)
*olvi4** 0.541 1.0 0.5 0.5
*cmyn4** 0.459 0.0 0.5 0.5
standard and *adapted* CIELAB
*LAB*LAB* 38.2 −52.41 16.8
*LAB*LABa* 38.2 −52.46 16.78
*LAB*TCHa* 25.01 55.09 162.27
relative CIELAB *lab**
*lab*lab* 0.322 −0.475 0.152
*lab*tch* 0.25 0.5 0.451
*lab*nch* 0.5 0.5 0.451
relative Natural Colour (NC)
*lab*lrj* 0.322 −0.499 0.0
*lab*tce* 0.25 0.5 0.5
*lab*nce* 0.5 0.5 g00b

relative Inform. Technology (IT)
*olvi3** 0.312 1.0 0.25 (1.0)
*cmyn3** 0.688 0.0 0.75 (0.0)
*olvi4** 0.312 1.0 0.25 1.0
*cmyn4** 0.688 0.0 0.75 0.0
standard and *adapted* CIELAB
*LAB*LAB* 72.9 −78.66 25.19
*LAB*LABa* 72.9 −78.69 25.19
*LAB*TCHa* 62.5 82.63 162.25
relative CIELAB *lab**
*lab*lab* 0.733 −0.713 0.229
*lab*tch* 0.625 0.75 0.451
*lab*nch* 0.0 0.75 0.451
relative Natural Colour (NC)
*lab*lrj* 0.733 −0.749 0.0
*lab*tce* 0.625 0.75 0.5
*lab*nce* 0.0 0.75 j99g

relative Inform. Technology (IT)
*olvi3** 0.062 0.75 0.0 (1.0)
*cmyn3** 0.938 0.25 1.0 (0.0)
*olvi4** 0.312 1.0 0.25 0.75
*cmyn4** 0.688 0.0 0.75 0.25
standard and *adapted* CIELAB
*LAB*LAB* 51.81 −78.65 25.19
*LAB*LABa* 51.81 −78.7 25.18
*LAB*TCHa* 37.51 82.64 162.26
relative CIELAB *lab**
*lab*lab* 0.483 −0.713 0.228
*lab*tch* 0.375 0.75 0.451
*lab*nch* 0.25 0.75 0.451
relative Natural Colour (NC)
*lab*lrj* 0.483 −0.749 0.0
*lab*tce* 0.375 0.75 0.5
*lab*nce* 0.25 0.75 g00b

relative Inform. Technology (IT)
*olvi3** 0.083 1.0 0.0 (1.0)
*cmyn3** 0.917 0.0 1.0 (0.0)
*olvi4** 0.083 1.0 0.0 1.0
*cmyn4** 0.917 0.0 1.0 0.0
standard and *adapted* CIELAB
*LAB*LAB* 65.41 −104.89 83.58
*LAB*LABa* 65.41 −104.92 83.57
*LAB*TCHa* 50.0 110.17 162.26
relative CIELAB *lab**
*lab*lab* 0.645 −0.951 0.305
*lab*tch* 0.5 1.0 0.451
*lab*nch* 0.0 1.0 0.451
relative Natural Colour (NC)
*lab*lrj* 0.645 −0.999 0.0
*lab*tce* 0.5 1.0 0.5
*lab*nce* 0.0 1.0 g00b

TG530−7, 5 stufige Reihen für konstanten CIELAB Buntton 164/360 = 0.457 (links)

5 stufige Reihen für konstanten CIELAB Buntton 162/360 = 0.451 (rechts)

www.ps.bam.de/TG53/10L/L53G09SP.PS/.PDF;
S: Ausgabe-Linearisierung (OL-Daten) TG53/10L/L53G09SP.DAT im Distiller Startup (S) Directory

Siehe ähnliche Dateien: http://www.ps.bam.de/TG53/
Technische Information: http://www.ps.bam.de Version 2.1, io=1,1?

BAM-Registrierung: 20060101-TG53/10L/L53G09SP.PS/.PDF BAM-Material: Code=rha4ta
Anwendung für Beurteilung und Messung von Drucker– oder Monitorsystemen
/TG53/ Form: 10/10,Serie: 1/1, Seite: 10 Seitenz hlung 10

Eingabe: Farbmetrisches Reflexions-System MRS18

für Buntton *h = lab*h = 271/360 = 0.754**
lab*tch* und *lab*nch

D65: Buntton B
LCH*Ma: 40 50 271
rgb*Ma: 0.0 0.37 1.0

Dreiecks-Helligkeit *t**

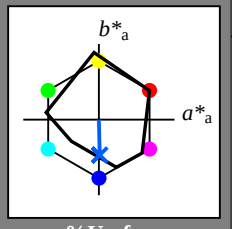

%Umfang
u*rel = 91

MRS18; adaptierte CIELAB-Daten

	L*=L*a	a*a	b*a	C*ab,a	h*ab,a
RMa	49.63	66.96	38.37	77.18	30
JMa	90.7	−6.36	88.75	88.98	94
GMa	52.11	−69.73	9.44	70.37	172
G50BMa	45.03	−36.57	−28.47	46.36	218
BMa	36.65	23.19	−63.05	67.18	290
B50RMa	34.94	57.17	−44.26	72.31	322
NMa	18.01	0.0	0.0	0.0	0
WMa	95.41	0.0	0.0	0.0	0
RCIE	39.92	58.66	26.98	64.56	25
JCIE	81.26	−2.17	67.76	67.79	92
GCIE	52.23	−42.26	11.75	43.87	164
BCIE	30.57	1.15	−46.84	46.87	271

%Regularität
g*H,rel = 41
g*C,rel = 52

Ausgabe: Farbmetrisches Reflexions-System NCS11

für Buntton *h = lab*h = 272/360 = 0.755**
lab*tch* und *lab*nch

D65: Buntton B
LCH*Ma: 49 80 272
rgb*Ma: 0.0 0.02 1.0

Dreiecks-Helligkeit *t**

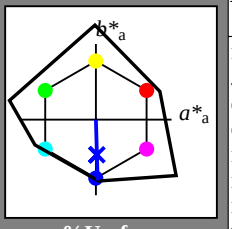

%Umfang
u*rel = 149

NCS11; adaptierte CIELAB-Daten

	L*=L*a	a*a	b*a	C*ab,a	h*ab,a
RMa	47.15	84.64	37.25	92.48	24
JMa	91.37	−1.27	125.03	125.03	91
GMa	63.07	−114.28	25.35	117.06	167
G50BMa	59.47	−80.6	−33.45	87.28	203
BMa	49.01	3.65	−81.19	81.28	273
B50RMa	44.06	106.09	−73.93	129.32	325
NMa	10.99	0.0	0.0	0.0	0
WMa	95.41	0.0	0.0	0.0	0
RCIE	39.92	58.69	27.98	65.01	25
JCIE	81.26	−2.9	71.56	71.62	92
GCIE	52.23	−42.45	13.59	44.59	162
BCIE	30.57	1.35	−46.48	46.51	272

%Regularität
g*H,rel = 46
g*C,rel = 65

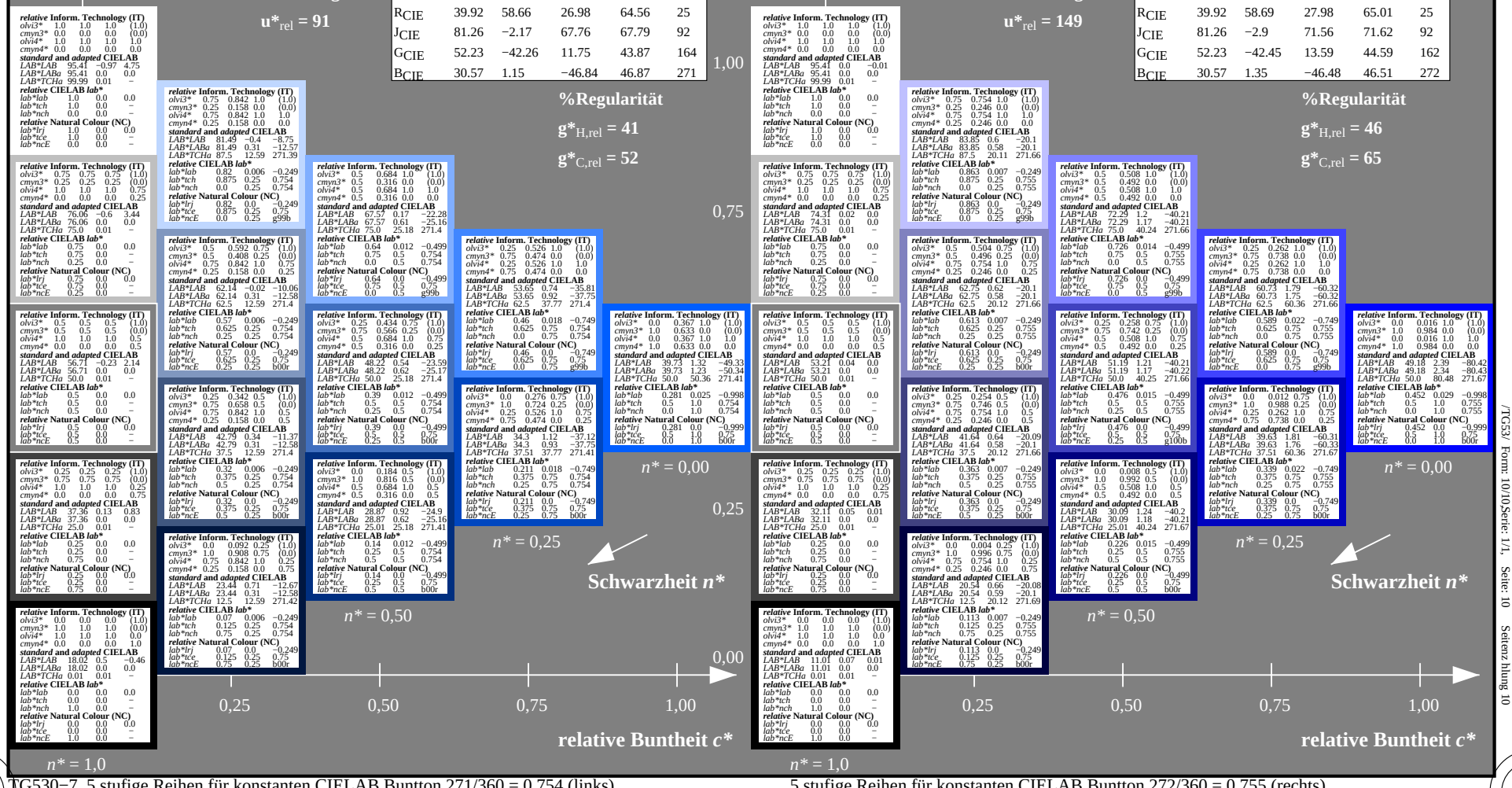

TG530−7, 5 stufige Reihen für konstanten CIELAB Buntton 271/360 = 0.754 (links)
5 stufige Reihen für konstanten CIELAB Buntton 272/360 = 0.755 (rechts)

BAM-Prüfvorlage TG53; Farbmetrik-Systeme ORS18 & ORS18 input: *olv* setrgbcolor*
D65: 2 Koordinaten-Daten von 5stufigen Farbreihen für 10 Buntton output: *Startup (S) data dependend*