Siehe ähnliche Dateien: http://www.ps.bam.de/TG54/
Technische Information: http://www.ps.bam.de Version 2.1, io=1,1, CIEXYZ

BAM-Registrierung: 20060101-TG54/10L/L54G00FP.PS/.PDF BAM-Material: Code=rha4ta
Anwendung für Beurteilung und Messung von Drucker– oder Monitorsystemen, Yr=2.5, XYZ

/TG54/ Form: 1/10, Serie: 1/1, Seite: 1 Sättigungsstufe 1

Eingabe: Farbmetrisches Reflexions-System MRS18

für Buntton *h = lab*h = 30/360 = 0.083**
lab*tch* und *lab*nch

D65: Buntton R
LCH*Ma: 50 77 30
rgb*Ma: 1.0 0.0 0.0

Dreiecks-Helligkeit *t**

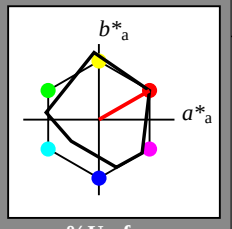

%Umfang

u*rel = 91

MRS18; adaptierte CIELAB-Daten

	L*=L*a	a*a	b*a	C*ab,a	h*ab,a
R_{Ma}	49.63	66.96	38.37	77.18	30
J_{Ma}	90.7	−6.36	88.75	88.98	94
G_{Ma}	52.11	−69.73	9.44	70.37	172
$G50B_{Ma}$	45.03	−36.57	−28.47	46.36	218
B_{Ma}	36.65	23.19	−63.05	67.18	290
$B50R_{Ma}$	34.94	57.17	−44.26	72.31	322
N_{Ma}	18.01	0.0	0.0	0.0	0
W_{Ma}	95.41	0.0	0.0	0.0	0
R_{CIE}	39.92	58.66	26.98	64.56	25
J_{CIE}	81.26	−2.17	67.76	67.79	92
G_{CIE}	52.23	−42.26	11.75	43.87	164
B_{CIE}	30.57	1.15	−46.84	46.87	271

%Regularität

g*H,rel = 41

g*C,rel = 52

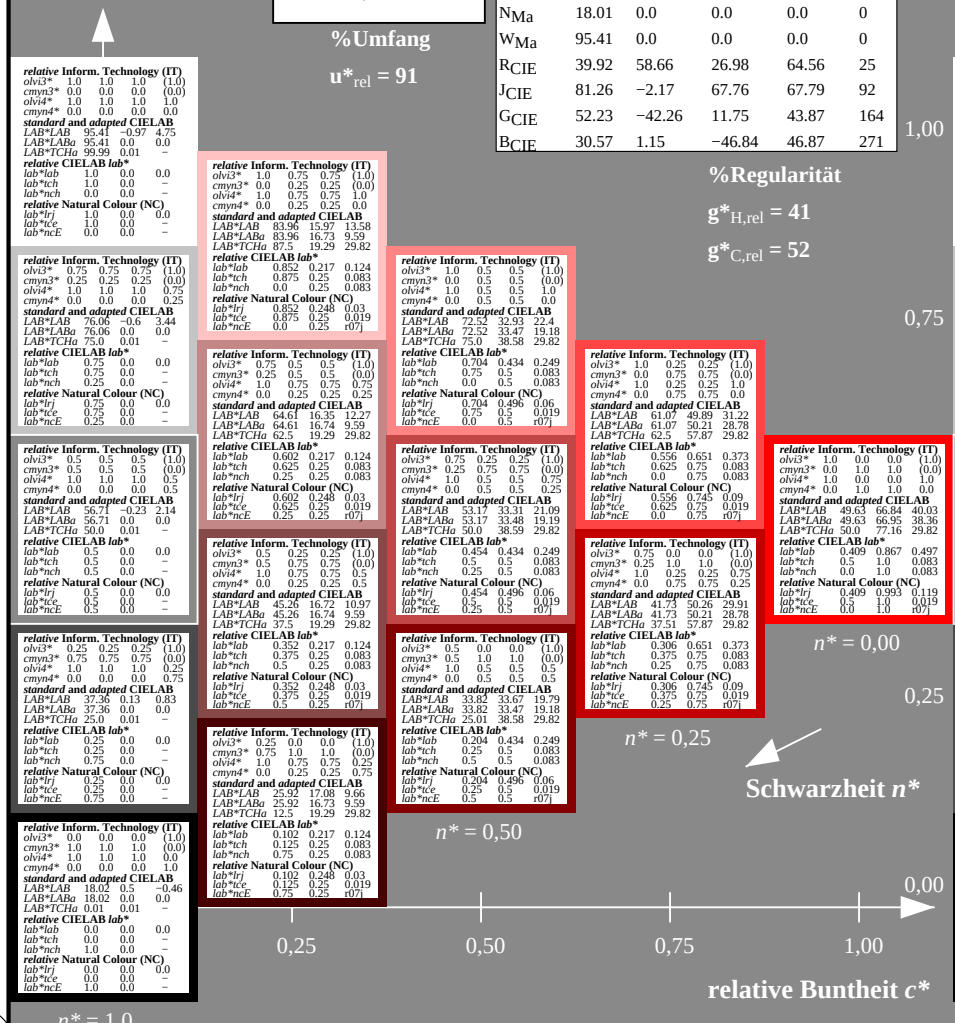

TG540−7, 5 stufige Reihen für konstanten CIELAB Buntton 30/360 = 0.083 (links)

Ausgabe: Farbmetrisches Reflexions-System MRS18

für Buntton *h = lab*h = 30/360 = 0.083**
lab*tch* und *lab*nch

D65: Buntton R
LCH*Ma: 50 77 30
rgb*Ma: 1.0 0.0 0.0

Dreiecks-Helligkeit *t**

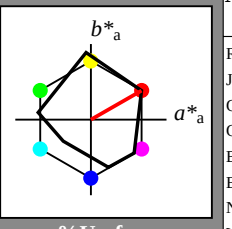

%Umfang

u*rel = 91

MRS18; adaptierte CIELAB-Daten

	L*=L*a	a*a	b*a	C*ab,a	h*ab,a
R_{Ma}	49.63	66.96	38.37	77.18	30
J_{Ma}	90.7	−6.36	88.75	88.98	94
G_{Ma}	52.11	−69.73	9.44	70.37	172
$G50B_{Ma}$	45.03	−36.57	−28.47	46.36	218
B_{Ma}	36.65	23.19	−63.05	67.18	290
$B50R_{Ma}$	34.94	57.17	−44.26	72.31	322
N_{Ma}	18.01	0.0	0.0	0.0	0
W_{Ma}	95.41	0.0	0.0	0.0	0
R_{CIE}	39.92	58.66	26.98	64.56	25
J_{CIE}	81.26	−2.17	67.76	67.79	92
G_{CIE}	52.23	−42.26	11.75	43.87	164
B_{CIE}	30.57	1.15	−46.84	46.87	271

%Regularität

g*H,rel = 41

g*C,rel = 52

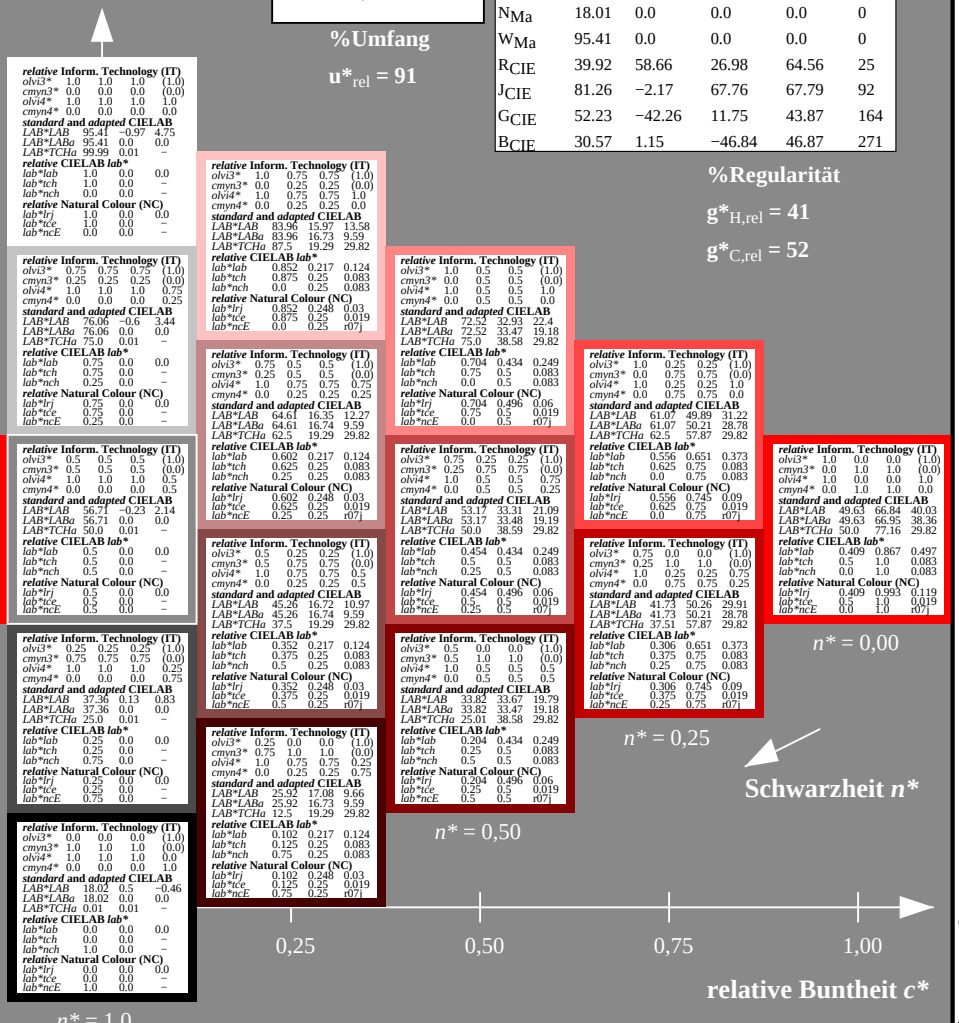

5 stufige Reihen für konstanten CIELAB Buntton 30/360 = 0.083 (rechts)

BAM-Prüfvorlage TG54; Farbmetrik-Systeme MRS18 & MRS18
D65: 2 Koordinaten-Daten von 5stufigen Farbreihen für 10 Bunttöne

input: *olv* setrgbcolor*
output: *olv* setrgbcolor / w* setgray*

Siehe ähnliche Dateien: http://www.ps.bam.de/TG54/
Technische Information: http://www.ps.bam.de Version 2.1, io=1,1, CIEXYZ

BAM-Registrierung: 20060101-TG54/10L/L54G01FP.PS/.PDF BAM-Material: Code=rha4ta
Anwendung für Beurteilung und Messung von Drucker– oder Monitorsystemen, Yr=2.5, XYZ

/TG54/ Form: 2/10, Serie: 1/1, Seite: 2 Sättigungsstufe 2

Eingabe: Farbmetrisches Reflexions-System MRS18

für Buntton *h = lab*h = 94/360 = 0.261**
lab*tch* und *lab*nch

D65: Buntton J
LCH*Ma: 91 89 94
rgb*Ma: 1.0 1.0 0.0

Dreiecks-Helligkeit *t**

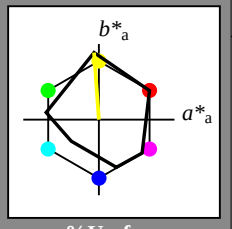

%Umfang

u*rel = 91

MRS18; adaptierte CIELAB-Daten

	L*=L*a	a*a	b*a	C*ab,a	h*ab,a
R_{Ma}	49.63	66.96	38.37	77.18	30
J_{Ma}	90.7	−6.36	88.75	88.98	94
G_{Ma}	52.11	−69.73	9.44	70.37	172
$G50B_{Ma}$	45.03	−36.57	−28.47	46.36	218
B_{Ma}	36.65	23.19	−63.05	67.18	290
$B50R_{Ma}$	34.94	57.17	−44.26	72.31	322
N_{Ma}	18.01	0.0	0.0	0.0	0
W_{Ma}	95.41	0.0	0.0	0.0	0
R_{CIE}	39.92	58.66	26.98	64.56	25
J_{CIE}	81.26	−2.17	67.76	67.79	92
G_{CIE}	52.23	−42.26	11.75	43.87	164
B_{CIE}	30.57	1.15	−46.84	46.87	271

1,00

%Regularität

g*H,rel = 41

g*C,rel = 52

0,75

relative Inform. Technology (IT)
olvi3* 1.0 1.0 1.0 (1.0)
cmyn3* 0.0 0.0 0.0 (0.0)
olvi4* 1.0 1.0 1.0 1.0
cmyn4* 0.0 0.0 0.0 0.0
standard and *adapted* CIELAB
LAB*LAB 95.41 −0.97 4.75
LAB*LABa 95.41 0.0 0.0
LAB*TCHa 99.99 0.01 –
relative CIELAB *lab**
lab*lab 1.0 0.0 0.0
lab*tch 1.0 0.0 –
lab*nch 0.0 0.0 –
relative Natural Colour (NC)
lab*lrj 1.0 0.0 0.0
lab*tce 1.0 0.0 –
lab*ncE 0.0 0.0 –

relative Inform. Technology (IT)
olvi3* 0.75 0.75 0.75 (1.0)
cmyn3* 0.25 0.25 0.25 (0.0)
olvi4* 1.0 1.0 1.0 0.75
cmyn4* 0.0 0.0 0.0 0.25
standard and *adapted* CIELAB
LAB*LAB 76.06 −0.6 3.44
LAB*LABa 76.06 0.0 0.0
LAB*TCHa 75.0 0.01 –
relative CIELAB *lab**
lab*lab 0.75 0.0 0.0
lab*tch 0.75 0.0 –
lab*nch 0.25 0.0 –
relative Natural Colour (NC)
lab*lrj 0.75 0.0 0.0
lab*tce 0.75 0.0 –
lab*ncE 0.25 0.0 –

relative Inform. Technology (IT)
olvi3* 0.5 0.5 0.5 (1.0)
cmyn3* 0.5 0.5 0.5 (0.0)
olvi4* 1.0 1.0 1.0 0.5
cmyn4* 0.0 0.0 0.0 0.5
standard and *adapted* CIELAB
LAB*LAB 56.71 −0.23 2.14
LAB*LABa 56.71 0.0 0.0
LAB*TCHa 50.0 0.01 –
relative CIELAB *lab**
lab*lab 0.5 0.0 0.0
lab*tch 0.5 0.0 –
lab*nch 0.5 0.0 –
relative Natural Colour (NC)
lab*lrj 0.5 0.0 0.0
lab*tce 0.5 0.0 –
lab*ncE 0.5 0.0 –

relative Inform. Technology (IT)
olvi3* 0.25 0.25 0.25 (1.0)
cmyn3* 0.75 0.75 0.75 (0.0)
olvi4* 1.0 1.0 1.0 0.25
cmyn4* 0.0 0.0 0.0 0.75
standard and *adapted* CIELAB
LAB*LAB 37.36 0.13 0.83
LAB*LABa 37.36 0.0 0.0
LAB*TCHa 25.0 0.01 –
relative CIELAB *lab**
lab*lab 0.25 0.0 0.0
lab*tch 0.25 0.0 –
lab*nch 0.75 0.0 –
relative Natural Colour (NC)
lab*lrj 0.25 0.0 0.0
lab*tce 0.25 0.0 –
lab*ncE 0.75 0.0 –

relative Inform. Technology (IT)
olvi3* 0.0 0.0 0.0 (1.0)
cmyn3* 1.0 1.0 1.0 (0.0)
olvi4* 1.0 1.0 1.0 0.0
cmyn4* 0.0 0.0 0.0 1.0
standard and *adapted* CIELAB
LAB*LAB 18.02 0.5 −0.46
LAB*LABa 18.02 0.0 0.0
LAB*TCHa 0.01 0.01 –
relative CIELAB *lab**
lab*lab 0.0 0.0 0.0
lab*tch 0.0 0.0 –
lab*nch 1.0 0.0 –
relative Natural Colour (NC)
lab*lrj 0.0 0.0 0.0
lab*tce 0.0 0.0 –
lab*ncE 1.0 0.0 –

*n** = 1,0

relative Inform. Technology (IT)
olvi3* 1.0 1.0 0.75 (1.0)
cmyn3* 0.0 0.0 0.25 (0.0)
olvi4* 1.0 1.0 1.0 1.0
cmyn4* 0.0 0.0 0.25 0.0
standard and *adapted* CIELAB
LAB*LAB 94.22 −2.54 26.86
LAB*LABa 94.22 −1.58 22.18
LAB*TCHa 87.5 22.24 94.1
relative CIELAB *lab**
lab*lab 0.985 −0.017 0.249
lab*tch 0.875 0.25 0.261
lab*nch 0.0 0.25 0.261
relative Natural Colour (NC)
lab*lrj 0.985 −0.011 0.25
lab*tce 0.875 0.25 0.258
lab*ncE 0.0 0.25 j03g

relative Inform. Technology (IT)
olvi3* 0.75 0.75 0.75 (1.0)
cmyn3* 0.25 0.25 0.5 (0.0)
olvi4* 1.0 1.0 0.75 0.75
cmyn4* 0.0 0.0 0.25 0.25
standard and *adapted* CIELAB
LAB*LAB 74.88 −2.17 25.56
LAB*LABa 74.88 −1.58 22.19
LAB*TCHa 62.5 22.24 94.1
relative CIELAB *lab**
lab*lab 0.735 −0.017 0.249
lab*tch 0.625 0.25 0.261
lab*nch 0.25 0.25 0.261
relative Natural Colour (NC)
lab*lrj 0.735 −0.011 0.25
lab*tce 0.625 0.25 0.258
lab*ncE 0.25 0.25 j03g

relative Inform. Technology (IT)
olvi3* 0.5 0.5 0.25 (1.0)
cmyn3* 0.5 0.5 0.75 (0.0)
olvi4* 1.0 1.0 0.75 0.5
cmyn4* 0.0 0.0 0.25 0.5
standard and *adapted* CIELAB
LAB*LAB 55.53 −1.8 24.26
LAB*LABa 55.53 −1.58 22.19
LAB*TCHa 37.5 22.24 94.1
relative CIELAB *lab**
lab*lab 0.485 −0.017 0.249
lab*tch 0.375 0.25 0.261
lab*nch 0.5 0.25 0.261
relative Natural Colour (NC)
lab*lrj 0.485 −0.011 0.25
lab*tce 0.375 0.25 0.258
lab*ncE 0.5 0.25 j03g

relative Inform. Technology (IT)
olvi3* 0.25 0.25 0.0 (1.0)
cmyn3* 0.75 0.75 1.0 (0.0)
olvi4* 1.0 1.0 0.75 0.25
cmyn4* 0.0 0.0 0.25 0.75
standard and *adapted* CIELAB
LAB*LAB 36.18 −1.43 22.94
LAB*LABa 36.18 −1.58 22.18
LAB*TCHa 12.5 22.24 94.1
relative CIELAB *lab**
lab*lab 0.235 −0.017 0.249
lab*tch 0.125 0.25 0.261
lab*nch 0.75 0.25 0.261
relative Natural Colour (NC)
lab*lrj 0.235 −0.011 0.25
lab*tce 0.125 0.25 0.258
lab*ncE 0.75 0.25 j03g

*n** = 0,50

relative Inform. Technology (IT)
olvi3* 1.0 1.0 0.5 (1.0)
cmyn3* 0.0 0.0 0.5 (0.0)
olvi4* 1.0 1.0 0.5 1.0
cmyn4* 0.0 0.0 0.5 0.0
standard and *adapted* CIELAB
LAB*LAB 93.05 −4.11 48.97
LAB*LABa 93.05 −3.17 44.37
LAB*TCHa 75.0 44.48 94.1
relative CIELAB *lab**
lab*lab 0.969 −0.035 0.499
lab*tch 0.75 0.5 0.261
lab*nch 0.0 0.5 0.261
relative Natural Colour (NC)
lab*lrj 0.969 −0.023 0.499
lab*tce 0.75 0.5 0.258
lab*ncE 0.0 0.5 j03g

relative Inform. Technology (IT)
olvi3* 0.75 0.75 0.25 (1.0)
cmyn3* 0.25 0.25 0.75 (0.0)
olvi4* 1.0 1.0 0.5 0.75
cmyn4* 0.0 0.0 0.5 0.25
standard and *adapted* CIELAB
LAB*LAB 73.7 −3.74 47.67
LAB*LABa 73.7 −3.17 44.38
LAB*TCHa 50.0 44.49 94.1
relative CIELAB *lab**
lab*lab 0.72 −0.035 0.499
lab*tch 0.5 0.5 0.261
lab*nch 0.25 0.5 0.261
relative Natural Colour (NC)
lab*lrj 0.72 −0.023 0.499
lab*tce 0.5 0.5 0.258
lab*ncE 0.25 0.5 j03g

relative Inform. Technology (IT)
olvi3* 0.5 0.5 0.0 (1.0)
cmyn3* 0.5 0.5 0.0 (0.0)
olvi4* 1.0 1.0 0.5 0.5
cmyn4* 0.0 0.0 0.5 0.5
standard and *adapted* CIELAB
LAB*LAB 54.35 −3.37 46.36
LAB*LABa 54.35 −3.17 44.37
LAB*TCHa 25.01 44.48 94.1
relative CIELAB *lab**
lab*lab 0.47 −0.035 0.499
lab*tch 0.25 0.5 0.261
lab*nch 0.5 0.5 0.261
relative Natural Colour (NC)
lab*lrj 0.47 −0.023 0.499
lab*tce 0.25 0.5 0.258
lab*ncE 0.5 0.5 j03g

*n** = 0,00

0,25

*n** = 0,25

Schwarzheit *n**

0,00

0,25 0,50 0,75 1,00

relative Buntheit *c**

Ausgabe: Farbmetrisches Reflexions-System MRS18

für Buntton *h = lab*h = 94/360 = 0.261**
lab*tch* und *lab*nch

D65: Buntton J
LCH*Ma: 91 89 94
rgb*Ma: 1.0 1.0 0.0

Dreiecks-Helligkeit *t**

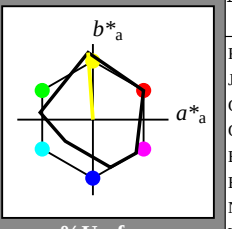

%Umfang

u*rel = 91

MRS18; adaptierte CIELAB-Daten

	L*=L*a	a*a	b*a	C*ab,a	h*ab,a
R_{Ma}	49.63	66.96	38.37	77.18	30
J_{Ma}	90.7	−6.36	88.75	88.98	94
G_{Ma}	52.11	−69.73	9.44	70.37	172
$G50B_{Ma}$	45.03	−36.57	−28.47	46.36	218
B_{Ma}	36.65	23.19	−63.05	67.18	290
$B50R_{Ma}$	34.94	57.17	−44.26	72.31	322
N_{Ma}	18.01	0.0	0.0	0.0	0
W_{Ma}	95.41	0.0	0.0	0.0	0
R_{CIE}	39.92	58.66	26.98	64.56	25
J_{CIE}	81.26	−2.17	67.76	67.79	92
G_{CIE}	52.23	−42.26	11.75	43.87	164
B_{CIE}	30.57	1.15	−46.84	46.87	271

%Regularität

g*H,rel = 41

g*C,rel = 52

relative Inform. Technology (IT)
olvi3* 1.0 1.0 1.0 (1.0)
cmyn3* 0.0 0.0 0.0 (0.0)
olvi4* 1.0 1.0 1.0 1.0
cmyn4* 0.0 0.0 0.0 0.0
standard and *adapted* CIELAB
LAB*LAB 95.41 −0.97 4.75
LAB*LABa 95.41 0.0 0.0
LAB*TCHa 99.99 0.01 –
relative CIELAB *lab**
lab*lab 1.0 0.0 0.0
lab*tch 1.0 0.0 –
lab*nch 0.0 0.0 –
relative Natural Colour (NC)
lab*lrj 1.0 0.0 0.0
lab*tce 1.0 0.0 –
lab*ncE 0.0 0.0 –

relative Inform. Technology (IT)
olvi3* 0.75 0.75 0.75 (1.0)
cmyn3* 0.25 0.25 0.25 (0.0)
olvi4* 1.0 1.0 1.0 0.75
cmyn4* 0.0 0.0 0.0 0.25
standard and *adapted* CIELAB
LAB*LAB 76.06 −0.6 3.44
LAB*LABa 76.06 0.0 0.0
LAB*TCHa 75.0 0.01 –
relative CIELAB *lab**
lab*lab 0.75 0.0 0.0
lab*tch 0.75 0.0 –
lab*nch 0.25 0.0 –
relative Natural Colour (NC)
lab*lrj 0.75 0.0 0.0
lab*tce 0.75 0.0 –
lab*ncE 0.25 0.0 –

relative Inform. Technology (IT)
olvi3* 0.5 0.5 0.5 (1.0)
cmyn3* 0.5 0.5 0.5 (0.0)
olvi4* 1.0 1.0 1.0 0.5
cmyn4* 0.0 0.0 0.0 0.5
standard and *adapted* CIELAB
LAB*LAB 56.71 −0.23 2.14
LAB*LABa 56.71 0.0 0.0
LAB*TCHa 50.0 0.01 –
relative CIELAB *lab**
lab*lab 0.5 0.0 0.0
lab*tch 0.5 0.0 –
lab*nch 0.5 0.0 –
relative Natural Colour (NC)
lab*lrj 0.5 0.0 0.0
lab*tce 0.5 0.0 –
lab*ncE 0.5 0.0 –

relative Inform. Technology (IT)
olvi3* 0.25 0.25 0.25 (1.0)
cmyn3* 0.75 0.75 0.75 (0.0)
olvi4* 1.0 1.0 1.0 0.25
cmyn4* 0.0 0.0 0.0 0.75
standard and *adapted* CIELAB
LAB*LAB 37.36 0.13 0.83
LAB*LABa 37.36 0.0 0.0
LAB*TCHa 25.0 0.01 –
relative CIELAB *lab**
lab*lab 0.25 0.0 0.0
lab*tch 0.25 0.0 –
lab*nch 0.75 0.0 –
relative Natural Colour (NC)
lab*lrj 0.25 0.0 0.0
lab*tce 0.25 0.0 –
lab*ncE 0.75 0.0 –

relative Inform. Technology (IT)
olvi3* 0.0 0.0 0.0 (1.0)
cmyn3* 1.0 1.0 1.0 (0.0)
olvi4* 1.0 1.0 1.0 0.0
cmyn4* 0.0 0.0 0.0 1.0
standard and *adapted* CIELAB
LAB*LAB 18.02 0.5 −0.46
LAB*LABa 18.02 0.0 0.0
LAB*TCHa 0.01 0.01 –
relative CIELAB *lab**
lab*lab 0.0 0.0 0.0
lab*tch 0.0 0.0 –
lab*nch 1.0 0.0 –
relative Natural Colour (NC)
lab*lrj 0.0 0.0 0.0
lab*tce 0.0 0.0 –
lab*ncE 1.0 0.0 –

*n** = 1,0

relative Inform. Technology (IT)
olvi3* 1.0 1.0 0.5 (1.0)
cmyn3* 0.0 0.0 0.5 (0.0)
olvi4* 1.0 1.0 0.5 1.0
cmyn4* 0.0 0.0 0.5 0.0
standard and *adapted* CIELAB
LAB*LAB 93.05 −4.11 48.97
LAB*LABa 93.05 −3.17 44.37
LAB*TCHa 75.0 44.48 94.1
relative CIELAB *lab**
lab*lab 0.969 −0.035 0.499
lab*tch 0.75 0.5 0.261
lab*nch 0.0 0.5 0.261
relative Natural Colour (NC)
lab*lrj 0.969 −0.023 0.499
lab*tce 0.75 0.5 0.258
lab*ncE 0.0 0.5 j03g

relative Inform. Technology (IT)
olvi3* 0.75 0.75 0.5 (1.0)
cmyn3* 0.25 0.25 0.5 (0.0)
olvi4* 1.0 1.0 0.75 0.75
cmyn4* 0.0 0.0 0.25 0.25
standard and *adapted* CIELAB
LAB*LAB 74.88 −2.17 25.56
LAB*LABa 74.88 −1.58 22.19
LAB*TCHa 62.5 22.24 94.1
relative CIELAB *lab**
lab*lab 0.735 −0.017 0.249
lab*tch 0.625 0.25 0.261
lab*nch 0.25 0.25 0.261
relative Natural Colour (NC)
lab*lrj 0.735 −0.011 0.25
lab*tce 0.625 0.25 0.258
lab*ncE 0.25 0.25 j03g

relative Inform. Technology (IT)
olvi3* 0.5 0.5 0.25 (1.0)
cmyn3* 0.5 0.5 0.75 (0.0)
olvi4* 1.0 1.0 0.75 0.5
cmyn4* 0.0 0.0 0.25 0.5
standard and *adapted* CIELAB
LAB*LAB 55.53 −1.8 24.26
LAB*LABa 55.53 −1.58 22.19
LAB*TCHa 37.5 22.24 94.1
relative CIELAB *lab**
lab*lab 0.485 −0.017 0.249
lab*tch 0.375 0.25 0.261
lab*nch 0.5 0.25 0.261
relative Natural Colour (NC)
lab*lrj 0.485 −0.011 0.25
lab*tce 0.375 0.25 0.258
lab*ncE 0.5 0.25 j03g

relative Inform. Technology (IT)
olvi3* 0.25 0.25 0.0 (1.0)
cmyn3* 0.75 0.75 1.0 (0.0)
olvi4* 1.0 1.0 0.75 0.25
cmyn4* 0.0 0.0 0.25 0.75
standard and *adapted* CIELAB
LAB*LAB 36.18 −1.43 22.94
LAB*LABa 36.18 −1.58 22.18
LAB*TCHa 12.5 22.24 94.1
relative CIELAB *lab**
lab*lab 0.235 −0.017 0.249
lab*tch 0.125 0.25 0.261
lab*nch 0.75 0.25 0.261
relative Natural Colour (NC)
lab*lrj 0.235 −0.011 0.25
lab*tce 0.125 0.25 0.258
lab*ncE 0.75 0.25 j03g

*n** = 0,50

relative Inform. Technology (IT)
olvi3* 1.0 1.0 0.5 (1.0)
cmyn3* 0.0 0.0 0.5 (0.0)
olvi4* 1.0 1.0 0.5 1.0
cmyn4* 0.0 0.0 0.5 0.0
standard and *adapted* CIELAB
LAB*LAB 93.05 −4.11 48.97
LAB*LABa 93.05 −3.17 44.37
LAB*TCHa 75.0 44.48 94.1
relative CIELAB *lab**
lab*lab 0.969 −0.035 0.499
lab*tch 0.75 0.5 0.261
lab*nch 0.0 0.5 0.261
relative Natural Colour (NC)
lab*lrj 0.969 −0.023 0.499
lab*tce 0.75 0.5 0.258
lab*ncE 0.0 0.5 j03g

relative Inform. Technology (IT)
olvi3* 0.75 0.75 0.25 (1.0)
cmyn3* 0.25 0.25 0.75 (0.0)
olvi4* 1.0 1.0 0.5 0.75
cmyn4* 0.0 0.0 0.5 0.25
standard and *adapted* CIELAB
LAB*LAB 73.7 −3.74 47.67
LAB*LABa 73.7 −3.17 44.38
LAB*TCHa 50.0 44.49 94.1
relative CIELAB *lab**
lab*lab 0.72 −0.035 0.499
lab*tch 0.5 0.5 0.261
lab*nch 0.25 0.5 0.261
relative Natural Colour (NC)
lab*lrj 0.72 −0.023 0.499
lab*tce 0.5 0.5 0.258
lab*ncE 0.25 0.5 j03g

relative Inform. Technology (IT)
olvi3* 0.5 0.5 0.0 (1.0)
cmyn3* 0.5 0.5 0.0 (0.0)
olvi4* 1.0 1.0 0.5 0.5
cmyn4* 0.0 0.0 0.5 0.5
standard and *adapted* CIELAB
LAB*LAB 54.35 −3.37 46.36
LAB*LABa 54.35 −3.17 44.37
LAB*TCHa 25.01 44.48 94.1
relative CIELAB *lab**
lab*lab 0.47 −0.035 0.499
lab*tch 0.25 0.5 0.261
lab*nch 0.5 0.5 0.261
relative Natural Colour (NC)
lab*lrj 0.47 −0.023 0.499
lab*tce 0.25 0.5 0.258
lab*ncE 0.5 0.5 j03g

*n** = 0,00

*n** = 0,25

Schwarzheit *n**

0,25 0,50 0,75 1,00

relative Buntheit *c**

TG540−7, 5 stufige Reihen für konstanten CIELAB Buntton 94/360 = 0.261 (links)

5 stufige Reihen für konstanten CIELAB Buntton 94/360 = 0.261 (rechts)

BAM-Prüfvorlage TG54; Farbmetrik-Systeme MRS18 & MRS18 input: *olv* setrgbcolor*
D65: 2 Koordinaten-Daten von 5stufigen Farbreihen für 10 Buntton output: *olv* setrgbcolor / w* setgray*

Siehe ähnliche Dateien: http://www.ps.bam.de/TG54/
Technische Information: http://www.ps.bam.de Version 2.1, io=1,1, CIEXYZ

BAM-Registrierung: 20060101-TG54/10L/L54G02FP.PS/.PDF BAM-Material: Code=rha4ta
Anwendung für Beurteilung und Messung von Drucker– oder Monitorsystemen, Yr=2.5, XYZ
/TG54/ Form: 3/10, Serie: 1/1, Seite: 3 Seitenz hlung 3

Eingabe: Farbmetrisches Reflexions-System MRS18

für Buntton *h = lab*h = 172/360 = 0.479**
lab*tch* und *lab*nch

D65: Buntton G
LCH*Ma: 52 70 172
rgb*Ma: 0.0 1.0 0.0

Dreiecks-Helligkeit *t**

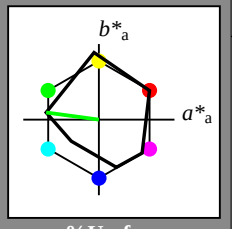

%Umfang

u*rel = 91

MRS18; adaptierte CIELAB-Daten	L*=L*a	a*a	b*a	C*ab,a	h*ab,a
RMa	49.63	66.96	38.37	77.18	30
JMa	90.7	−6.36	88.75	88.98	94
GMa	52.11	−69.73	9.44	70.37	172
G50BMa	45.03	−36.57	−28.47	46.36	218
BMa	36.65	23.19	−63.05	67.18	290
B50RMa	34.94	57.17	−44.26	72.31	322
NMa	18.01	0.0	0.0	0.0	0
WMa	95.41	0.0	0.0	0.0	0
RCIE	39.92	58.66	26.98	64.56	25
JCIE	81.26	−2.17	67.76	67.79	92
GCIE	52.23	−42.26	11.75	43.87	164
BCIE	30.57	1.15	−46.84	46.87	271

%Regularität

g*H,rel = 41

g*C,rel = 52

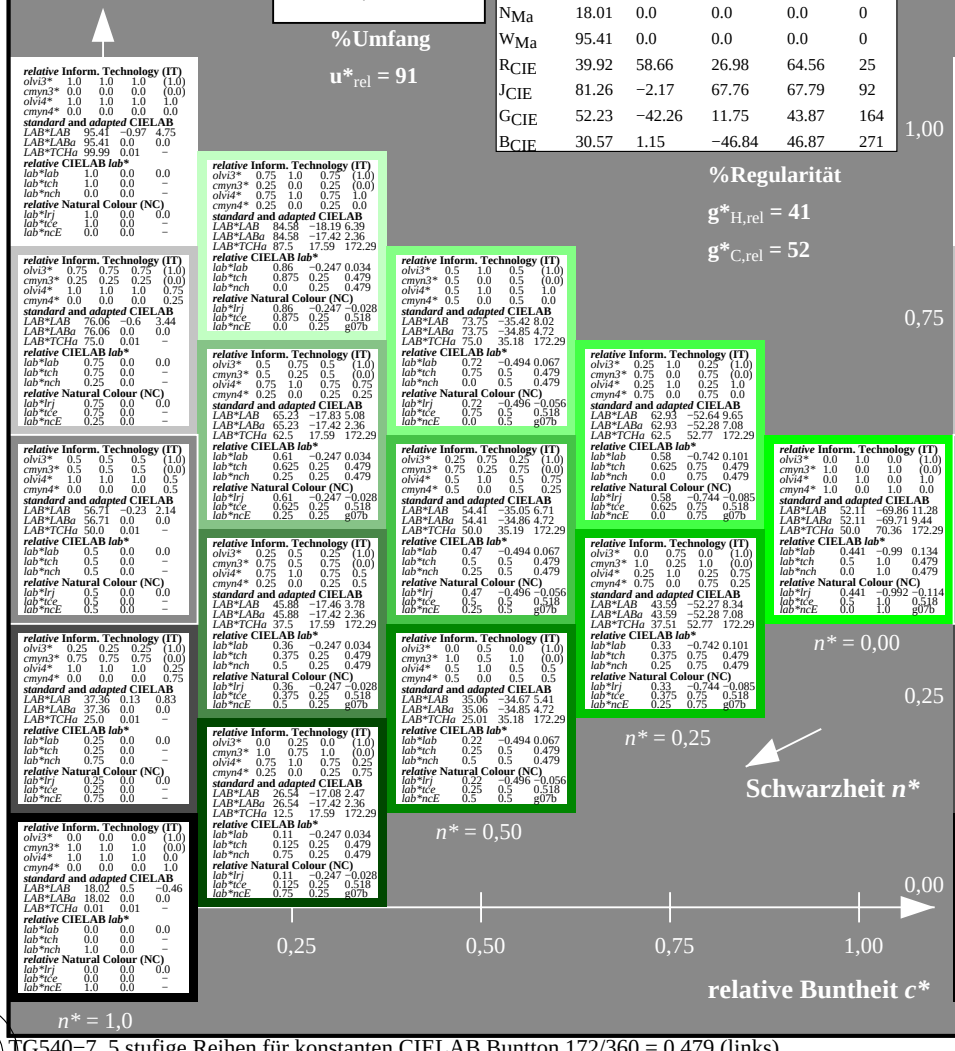

TG540−7, 5 stufige Reihen für konstanten CIELAB Buntton 172/360 = 0.479 (links)

Ausgabe: Farbmetrisches Reflexions-System MRS18

für Buntton *h = lab*h = 172/360 = 0.479**
lab*tch* und *lab*nch

D65: Buntton G
LCH*Ma: 52 70 172
rgb*Ma: 0.0 1.0 0.0

Dreiecks-Helligkeit *t**

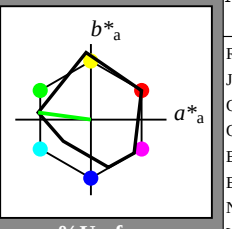

%Umfang

u*rel = 91

MRS18; adaptierte CIELAB-Daten	L*=L*a	a*a	b*a	C*ab,a	h*ab,a
RMa	49.63	66.96	38.37	77.18	30
JMa	90.7	−6.36	88.75	88.98	94
GMa	52.11	−69.73	9.44	70.37	172
G50BMa	45.03	−36.57	−28.47	46.36	218
BMa	36.65	23.19	−63.05	67.18	290
B50RMa	34.94	57.17	−44.26	72.31	322
NMa	18.01	0.0	0.0	0.0	0
WMa	95.41	0.0	0.0	0.0	0
RCIE	39.92	58.66	26.98	64.56	25
JCIE	81.26	−2.17	67.76	67.79	92
GCIE	52.23	−42.26	11.75	43.87	164
BCIE	30.57	1.15	−46.84	46.87	271

%Regularität

g*H,rel = 41

g*C,rel = 52

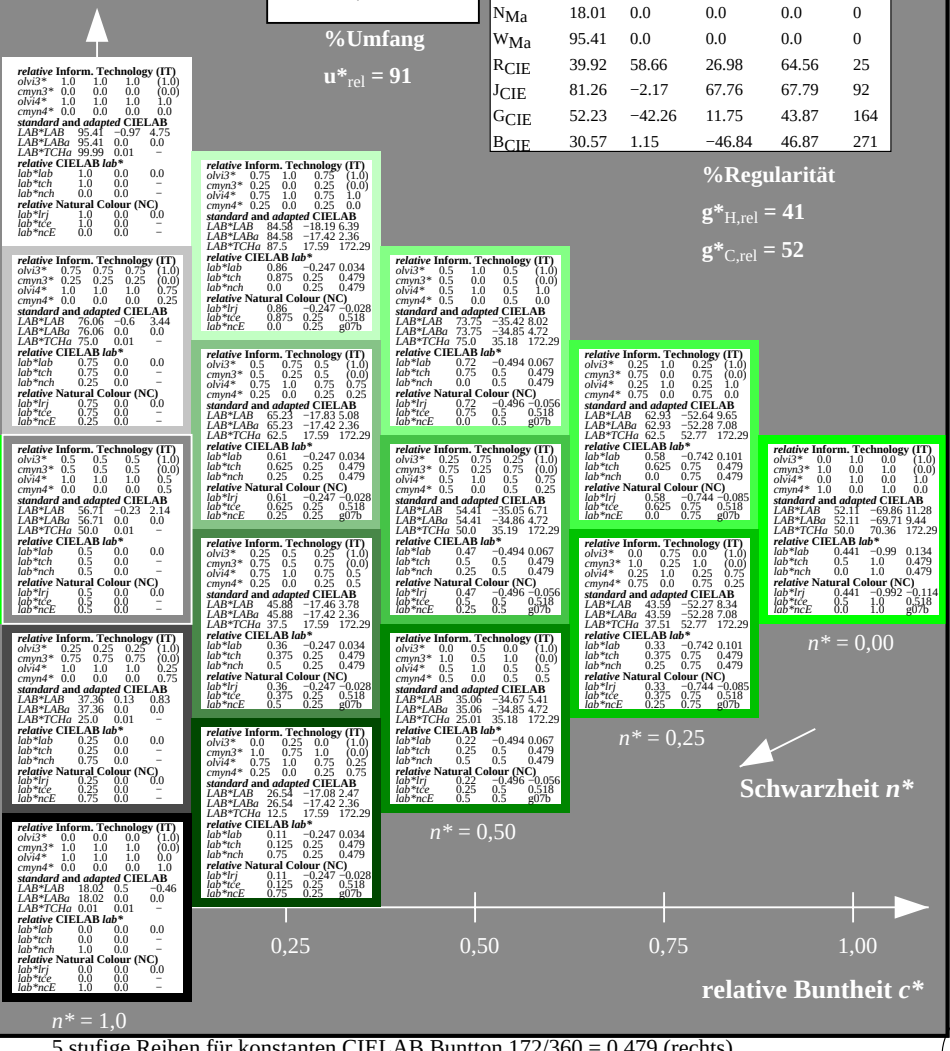

5 stufige Reihen für konstanten CIELAB Buntton 172/360 = 0.479 (rechts)

Eingabe: Farbmetrisches Reflexions-System MRS18

für Buntton $h^* = lab^*h = 218/360 = 0.605$

lab*tch* und *lab*nch

D65: Buntton G50B

LCH*Ma: 45 46 218

rgb*Ma: 0.0 1.0 1.0

Dreiecks-Helligkeit t^*

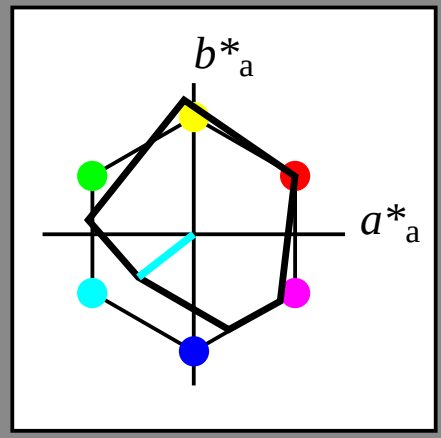

%Umfang

$u^*_{rel} = 91$

MRS18; adaptierte CIELAB-Daten	$L^*=L^*_a$	a^*_a	b^*_a	$C^*_{ab,a}$	$h^*_{ab,a}$
R_{Ma}	49.63	66.96	38.37	77.18	30
J_{Ma}	90.7	−6.36	88.75	88.98	94
G_{Ma}	52.11	−69.73	9.44	70.37	172
$G50B_{Ma}$	45.03	−36.57	−28.47	46.36	218
B_{Ma}	36.65	23.19	−63.05	67.18	290
$B50R_{Ma}$	34.94	57.17	−44.26	72.31	322
N_{Ma}	18.01	0.0	0.0	0.0	0
W_{Ma}	95.41	0.0	0.0	0.0	0
R_{CIE}	39.92	58.66	26.98	64.56	25
J_{CIE}	81.26	−2.17	67.76	67.79	92
G_{CIE}	52.23	−42.26	11.75	43.87	164
B_{CIE}	30.57	1.15	−46.84	46.87	271

%Regularität

$g^*_{H,rel} = 41$

$g^*_{C,rel} = 52$

1,00

0,75

0,25

0,00

$n^* = 0,00$

$n^* = 0,25$

$n^* = 0,50$

$n^* = 1,0$

Schwarzheit n^*

0,25 0,50 0,75 1,00

relative Buntheit c^*

Ausgabe: Farbmetrisches Reflexions-System MRS18

für Buntton $h^* = lab^*h = 218/360 = 0.605$

lab*tch* und *lab*nch

D65: Buntton G50B

LCH*Ma: 45 46 218

rgb*Ma: 0.0 1.0 1.0

Dreiecks-Helligkeit t^*

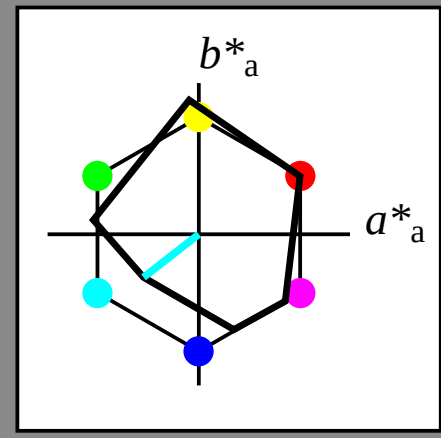

%Umfang

$u^*_{rel} = 91$

MRS18; adaptierte CIELAB-Daten	$L^*=L^*_a$	a^*_a	b^*_a	$C^*_{ab,a}$	$h^*_{ab,a}$
R_{Ma}	49.63	66.96	38.37	77.18	30
J_{Ma}	90.7	−6.36	88.75	88.98	94
G_{Ma}	52.11	−69.73	9.44	70.37	172
$G50B_{Ma}$	45.03	−36.57	−28.47	46.36	218
B_{Ma}	36.65	23.19	−63.05	67.18	290
$B50R_{Ma}$	34.94	57.17	−44.26	72.31	322
N_{Ma}	18.01	0.0	0.0	0.0	0
W_{Ma}	95.41	0.0	0.0	0.0	0
R_{CIE}	39.92	58.66	26.98	64.56	25
J_{CIE}	81.26	−2.17	67.76	67.79	92
G_{CIE}	52.23	−42.26	11.75	43.87	164
B_{CIE}	30.57	1.15	−46.84	46.87	271

%Regularität

$g^*_{H,rel} = 41$

$g^*_{C,rel} = 52$

$n^* = 0,00$

$n^* = 0,25$

$n^* = 0,50$

$n^* = 1,0$

Schwarzheit n^*

0,25 0,50 0,75 1,00

relative Buntheit c^*

TG540−7, 5 stufige Reihen für konstanten CIELAB Buntton 218/360 = 0.605 (links)

5 stufige Reihen für konstanten CIELAB Buntton 218/360 = 0.605 (rechts)

Siehe ähnliche Dateien: http://www.ps.bam.de/TG54/
Technische Information: http://www.ps.bam.de Version 2.1, io=1,1, CIEXYZ

BAM-Registrierung: 20060101-TG54/10L/L54G03FP.PS/.PDF BAM-Material: Code=rha4ta
Anwendung für Beurteilung und Messung von Drucker− oder Monitorsystemen, Yr=2,5, XYZ
/TG54/ Form: 4/10, Serie: 1/1, Seite: 4 Seitenzählung 4

Siehe ähnliche Dateien: http://www.ps.bam.de/TG54/
Technische Information: http://www.ps.bam.de Version 2.1, io=1,1, CIEXYZ

Eingabe: Farbmetrisches Reflexions-System MRS18

für Buntton *h* = lab*h = 290/360 = 0.806*
lab*tch* und *lab*nch

D65: Buntton B
LCH*Ma: 37 67 290
rgb*Ma: 0.0 0.0 1.0

Dreiecks-Helligkeit *t**

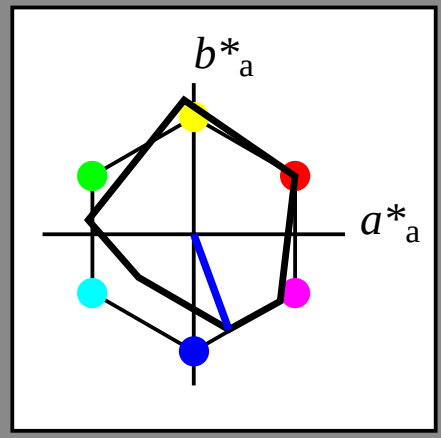

%Umfang
u*rel = 91

MRS18; adaptierte CIELAB-Daten

	L*=L*a	a*a	b*a	C*ab,a	h*ab,a
R_{Ma}	49.63	66.96	38.37	77.18	30
J_{Ma}	90.7	−6.36	88.75	88.98	94
G_{Ma}	52.11	−69.73	9.44	70.37	172
$G50B_{Ma}$	45.03	−36.57	−28.47	46.36	218
B_{Ma}	36.65	23.19	−63.05	67.18	290
$B50R_{Ma}$	34.94	57.17	−44.26	72.31	322
N_{Ma}	18.01	0.0	0.0	0.0	0
W_{Ma}	95.41	0.0	0.0	0.0	0
R_{CIE}	39.92	58.66	26.98	64.56	25
J_{CIE}	81.26	−2.17	67.76	67.79	92
G_{CIE}	52.23	−42.26	11.75	43.87	164
B_{CIE}	30.57	1.15	−46.84	46.87	271

%Regularität
g*H,rel = 41
g*C,rel = 52

1,00

relative **Inform. Technology (IT)**				
olvi3*	1.0	1.0	1.0	(1.0)
cmyn3*	0.0	0.0	0.0	(0.0)
olvi4*	1.0	1.0	1.0	1.0
cmyn4*	0.0	0.0	0.0	0.0
***standard* and *adapted* CIELAB**				
LAB*LAB	95.41	−0.97	4.75	
LAB*LABa	95.41	0.0	0.0	
LAB*TCHa	99.99	0.01	−	
relative* CIELAB *lab*				
lab*lab	1.0	0.0	0.0	
lab*tch	1.0	0.0	−	
lab*nch	0.0	0.0	−	
***relative* Natural Colour (NC)**				
lab*lrj	1.0	0.0	0.0	
lab*tce	1.0	0.0	−	
lab*ncE	0.0	0.0	−	

relative **Inform. Technology (IT)**				
olvi3*	0.75	0.75	1.0	(1.0)
cmyn3*	0.25	0.25	0.0	(0.0)
olvi4*	0.75	0.75	1.0	1.0
cmyn4*	0.25	0.25	0.0	0.0
***standard* and *adapted* CIELAB**				
LAB*LAB	80.72	5.1	−11.98	
LAB*LABa	80.72	5.79	−15.75	
LAB*TCHa	87.5	16.79	290.19	
relative* CIELAB *lab*				
lab*lab	0.81	0.086	−0.234	
lab*tch	0.875	0.25	0.806	
lab*nch	0.0	0.25	0.806	
***relative* Natural Colour (NC)**				
lab*lrj	0.81	0.064	−0.24	
lab*tce	0.875	0.25	0.791	
lab*ncE	0.0	0.25	b16r	

relative **Inform. Technology (IT)**				
olvi3*	0.75	0.75	0.75	(1.0)
cmyn3*	0.25	0.25	0.25	(0.0)
olvi4*	1.0	1.0	1.0	0.75
cmyn4*	0.0	0.0	0.0	0.25
***standard* and *adapted* CIELAB**				
LAB*LAB	76.06	−0.6	3.44	
LAB*LABa	76.06	0.0	0.0	
LAB*TCHa	75.0	0.01	−	
relative* CIELAB *lab*				
lab*lab	0.75	0.0	0.0	
lab*tch	0.75	0.0	−	
lab*nch	0.25	0.0	−	
***relative* Natural Colour (NC)**				
lab*lrj	0.75	0.0	0.0	
lab*tce	0.75	0.0	−	
lab*ncE	0.25	0.0	−	

relative **Inform. Technology (IT)**				
olvi3*	0.5	0.5	1.0	(1.0)
cmyn3*	0.5	0.5	0.0	(0.0)
olvi4*	0.5	0.5	1.0	1.0
cmyn4*	0.5	0.5	0.0	0.0
***standard* and *adapted* CIELAB**				
LAB*LAB	66.03	11.17	−28.74	
LAB*LABa	66.03	11.59	−31.51	
LAB*TCHa	75.0	33.59	290.19	
relative* CIELAB *lab*				
lab*lab	0.62	0.173	−0.468	
lab*tch	0.75	0.5	0.806	
lab*nch	0.0	0.5	0.806	
***relative* Natural Colour (NC)**				
lab*lrj	0.62	0.129	−0.482	
lab*tce	0.75	0.5	0.791	
lab*ncE	0.0	0.5	b16r	

0,75

relative **Inform. Technology (IT)**				
olvi3*	0.5	0.5	0.75	(1.0)
cmyn3*	0.5	0.5	0.25	(0.0)
olvi4*	0.75	0.75	1.0	0.75
cmyn4*	0.25	0.25	0.0	0.25
***standard* and *adapted* CIELAB**				
LAB*LAB	61.37	5.47	−13.29	
LAB*LABa	61.37	5.8	−15.75	
LAB*TCHa	62.5	16.8	290.19	
relative* CIELAB *lab*				
lab*lab	0.56	0.086	−0.234	
lab*tch	0.625	0.25	0.806	
lab*nch	0.25	0.25	0.806	
***relative* Natural Colour (NC)**				
lab*lrj	0.56	0.064	−0.241	
lab*tce	0.625	0.25	0.791	
lab*ncE	0.25	0.25	b16r	

relative **Inform. Technology (IT)**				
olvi3*	0.25	0.25	1.0	(1.0)
cmyn3*	0.75	0.75	0.0	(0.0)
olvi4*	0.25	0.25	1.0	1.0
cmyn4*	0.75	0.75	0.0	0.0
***standard* and *adapted* CIELAB**				
LAB*LAB	51.34	17.25	−45.49	
LAB*LABa	51.34	17.39	−47.28	
LAB*TCHa	62.5	50.38	290.19	
relative* CIELAB *lab*				
lab*lab	0.431	0.259	−0.703	
lab*tch	0.625	0.75	0.806	
lab*nch	0.0	0.75	0.806	
***relative* Natural Colour (NC)**				
lab*lrj	0.431	0.193	−0.724	
lab*tce	0.625	0.75	0.791	
lab*ncE	0.0	0.75	b16r	

relative **Inform. Technology (IT)**				
olvi3*	0.5	0.5	0.5	(1.0)
cmyn3*	0.5	0.5	0.5	(0.0)
olvi4*	1.0	1.0	1.0	0.5
cmyn4*	0.0	0.0	0.0	0.5
***standard* and *adapted* CIELAB**				
LAB*LAB	56.71	−0.23	2.14	
LAB*LABa	56.71	0.0	0.0	
LAB*TCHa	50.0	0.01	−	
relative* CIELAB *lab*				
lab*lab	0.5	0.0	0.0	
lab*tch	0.5	0.0	−	
lab*nch	0.5	0.0	−	
***relative* Natural Colour (NC)**				
lab*lrj	0.5	0.0	0.0	
lab*tce	0.5	0.0	−	
lab*ncE	0.5	0.0	−	

relative **Inform. Technology (IT)**				
olvi3*	0.25	0.25	0.75	(1.0)
cmyn3*	0.75	0.75	0.25	(0.0)
olvi4*	0.5	0.5	1.0	0.75
cmyn4*	0.5	0.5	0.0	0.25
***standard* and *adapted* CIELAB**				
LAB*LAB	46.68	11.55	−30.05	
LAB*LABa	46.68	11.59	−31.52	
LAB*TCHa	50.0	33.59	290.19	
relative* CIELAB *lab*				
lab*lab	0.37	0.173	−0.468	
lab*tch	0.5	0.5	0.806	
lab*nch	0.25	0.5	0.806	
***relative* Natural Colour (NC)**				
lab*lrj	0.37	0.129	−0.482	
lab*tce	0.5	0.5	0.791	
lab*ncE	0.25	0.5	b16r	

relative **Inform. Technology (IT)**				
olvi3*	0.0	0.0	1.0	(1.0)
cmyn3*	1.0	1.0	0.0	(0.0)
olvi4*	0.0	0.0	1.0	1.0
cmyn4*	1.0	1.0	0.0	0.0
***standard* and *adapted* CIELAB**				
LAB*LAB	36.65	23.33	−62.24	
LAB*LABa	36.65	23.18	−63.03	
LAB*TCHa	50.0	67.17	290.19	
relative* CIELAB *lab*				
lab*lab	0.241	0.345	−0.937	
lab*tch	0.5	1.0	0.806	
lab*nch	0.0	1.0	0.806	
***relative* Natural Colour (NC)**				
lab*lrj	0.241	0.257	−0.965	
lab*tce	0.5	1.0	0.791	
lab*ncE	0.0	1.0	b16r	

relative **Inform. Technology (IT)**				
olvi3*	0.25	0.25	0.5	(1.0)
cmyn3*	0.75	0.75	0.5	(0.0)
olvi4*	0.75	0.75	1.0	0.5
cmyn4*	0.25	0.25	0.0	0.5
***standard* and *adapted* CIELAB**				
LAB*LAB	42.02	5.84	−14.6	
LAB*LABa	42.02	5.8	−15.75	
LAB*TCHa	37.5	16.8	290.19	
relative* CIELAB *lab*				
lab*lab	0.31	0.086	−0.234	
lab*tch	0.375	0.25	0.806	
lab*nch	0.5	0.25	0.806	
***relative* Natural Colour (NC)**				
lab*lrj	0.31	0.064	−0.241	
lab*tce	0.375	0.25	0.791	
lab*ncE	0.5	0.25	b16r	

relative **Inform. Technology (IT)**				
olvi3*	0.0	0.0	0.75	(1.0)
cmyn3*	1.0	1.0	0.25	(0.0)
olvi4*	0.25	0.25	1.0	0.75
cmyn4*	0.75	0.75	0.0	0.25
***standard* and *adapted* CIELAB**				
LAB*LAB	32.0	17.62	−46.8	
LAB*LABa	32.0	17.39	−47.28	
LAB*TCHa	37.51	50.38	290.19	
relative* CIELAB *lab*				
lab*lab	0.181	0.259	−0.703	
lab*tch	0.375	0.75	0.806	
lab*nch	0.25	0.75	0.806	
***relative* Natural Colour (NC)**				
lab*lrj	0.181	0.193	−0.724	
lab*tce	0.375	0.75	0.791	
lab*ncE	0.25	0.75	b16r	

n = 0,00*

0,25

relative **Inform. Technology (IT)**				
olvi3*	0.25	0.25	0.25	(1.0)
cmyn3*	0.75	0.75	0.75	(0.0)
olvi4*	1.0	1.0	1.0	0.25
cmyn4*	0.0	0.0	0.0	0.75
***standard* and *adapted* CIELAB**				
LAB*LAB	37.36	0.13	0.83	
LAB*LABa	37.36	0.0	0.0	
LAB*TCHa	25.0	0.01	−	
relative* CIELAB *lab*				
lab*lab	0.25	0.0	0.0	
lab*tch	0.25	0.0	−	
lab*nch	0.75	0.0	−	
***relative* Natural Colour (NC)**				
lab*lrj	0.25	0.0	0.0	
lab*tce	0.25	0.0	−	
lab*ncE	0.75	0.0	−	

relative **Inform. Technology (IT)**				
olvi3*	0.0	0.0	0.5	(1.0)
cmyn3*	1.0	1.0	0.5	(0.0)
olvi4*	0.5	0.5	1.0	0.5
cmyn4*	0.5	0.5	0.0	0.5
***standard* and *adapted* CIELAB**				
LAB*LAB	27.34	11.92	−31.35	
LAB*LABa	27.34	11.59	−31.51	
LAB*TCHa	25.01	33.59	290.19	
relative* CIELAB *lab*				
lab*lab	0.12	0.173	−0.468	
lab*tch	0.25	0.5	0.806	
lab*nch	0.5	0.5	0.806	
***relative* Natural Colour (NC)**				
lab*lrj	0.12	0.129	−0.482	
lab*tce	0.25	0.5	0.791	
lab*ncE	0.5	0.5	b16r	

n = 0,25*

Schwarzheit *n**

relative **Inform. Technology (IT)**				
olvi3*	0.0	0.0	0.0	(1.0)
cmyn3*	1.0	1.0	1.0	(0.0)
olvi4*	1.0	1.0	1.0	0.0
cmyn4*	0.0	0.0	0.0	1.0
***standard* and *adapted* CIELAB**				
LAB*LAB	18.02	0.5	−0.46	
LAB*LABa	18.02	0.0	0.0	
LAB*TCHa	0.01	0.01	−	
relative* CIELAB *lab*				
lab*lab	0.0	0.0	0.0	
lab*tch	0.0	0.0	−	
lab*nch	1.0	0.0	−	
***relative* Natural Colour (NC)**				
lab*lrj	0.0	0.0	0.0	
lab*tce	0.0	0.0	−	
lab*ncE	1.0	0.0	−	

relative **Inform. Technology (IT)**				
olvi3*	0.0	0.0	0.25	(1.0)
cmyn3*	1.0	1.0	0.75	(0.0)
olvi4*	0.75	0.75	1.0	0.25
cmyn4*	0.25	0.25	0.0	0.75
***standard* and *adapted* CIELAB**				
LAB*LAB	22.67	6.21	−15.9	
LAB*LABa	22.67	5.79	−15.75	
LAB*TCHa	12.5	16.79	290.19	
relative* CIELAB *lab*				
lab*lab	0.06	0.086	−0.234	
lab*tch	0.125	0.25	0.806	
lab*nch	0.75	0.25	0.806	
***relative* Natural Colour (NC)**				
lab*lrj	0.06	0.064	−0.24	
lab*tce	0.125	0.25	0.791	
lab*ncE	0.75	0.25	b16r	

n = 0,50*

0,00

0,25 0,50 0,75 1,00

relative Buntheit *c**

n = 1,0*

Ausgabe: Farbmetrisches Reflexions-System MRS18

für Buntton *h* = lab*h = 290/360 = 0.806*
lab*tch* und *lab*nch

D65: Buntton B
LCH*Ma: 37 67 290
rgb*Ma: 0.0 0.0 1.0

Dreiecks-Helligkeit *t**

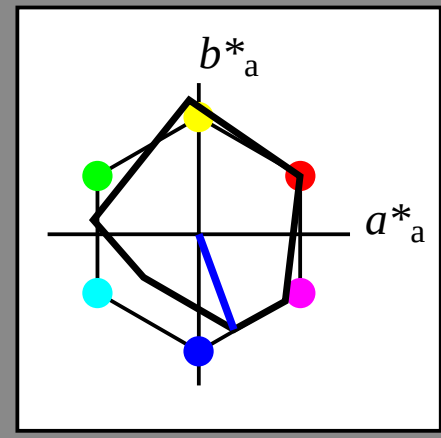

%Umfang
u*rel = 91

MRS18; adaptierte CIELAB-Daten

	L*=L*a	a*a	b*a	C*ab,a	h*ab,a
R_{Ma}	49.63	66.96	38.37	77.18	30
J_{Ma}	90.7	−6.36	88.75	88.98	94
G_{Ma}	52.11	−69.73	9.44	70.37	172
$G50B_{Ma}$	45.03	−36.57	−28.47	46.36	218
B_{Ma}	36.65	23.19	−63.05	67.18	290
$B50R_{Ma}$	34.94	57.17	−44.26	72.31	322
N_{Ma}	18.01	0.0	0.0	0.0	0
W_{Ma}	95.41	0.0	0.0	0.0	0
R_{CIE}	39.92	58.66	26.98	64.56	25
J_{CIE}	81.26	−2.17	67.76	67.79	92
G_{CIE}	52.23	−42.26	11.75	43.87	164
B_{CIE}	30.57	1.15	−46.84	46.87	271

%Regularität
g*H,rel = 41
g*C,rel = 52

relative **Inform. Technology (IT)**				
olvi3*	1.0	1.0	1.0	(1.0)
cmyn3*	0.0	0.0	0.0	(0.0)
olvi4*	1.0	1.0	1.0	1.0
cmyn4*	0.0	0.0	0.0	0.0
***standard* and *adapted* CIELAB**				
LAB*LAB	95.41	−0.97	4.75	
LAB*LABa	95.41	0.0	0.0	
LAB*TCHa	99.99	0.01	−	
relative* CIELAB *lab*				
lab*lab	1.0	0.0	0.0	
lab*tch	1.0	0.0	−	
lab*nch	0.0	0.0	−	
***relative* Natural Colour (NC)**				
lab*lrj	1.0	0.0	0.0	
lab*tce	1.0	0.0	−	
lab*ncE	0.0	0.0	−	

relative **Inform. Technology (IT)**				
olvi3*	0.75	0.75	1.0	(1.0)
cmyn3*	0.25	0.25	0.0	(0.0)
olvi4*	0.75	0.75	1.0	1.0
cmyn4*	0.25	0.25	0.0	0.0
***standard* and *adapted* CIELAB**				
LAB*LAB	80.72	5.1	−11.98	
LAB*LABa	80.72	5.79	−15.75	
LAB*TCHa	87.5	16.79	290.19	
relative* CIELAB *lab*				
lab*lab	0.81	0.086	−0.234	
lab*tch	0.875	0.25	0.806	
lab*nch	0.0	0.25	0.806	
***relative* Natural Colour (NC)**				
lab*lrj	0.81	0.064	−0.24	
lab*tce	0.875	0.25	0.791	
lab*ncE	0.0	0.25	b16r	

relative **Inform. Technology (IT)**				
olvi3*	0.75	0.75	0.75	(1.0)
cmyn3*	0.25	0.25	0.25	(0.0)
olvi4*	1.0	1.0	1.0	0.75
cmyn4*	0.0	0.0	0.0	0.25
***standard* and *adapted* CIELAB**				
LAB*LAB	76.06	−0.6	3.44	
LAB*LABa	76.06	0.0	0.0	
LAB*TCHa	75.0	0.01	−	
relative* CIELAB *lab*				
lab*lab	0.75	0.0	0.0	
lab*tch	0.75	0.0	−	
lab*nch	0.25	0.0	−	
***relative* Natural Colour (NC)**				
lab*lrj	0.75	0.0	0.0	
lab*tce	0.75	0.0	−	
lab*ncE	0.25	0.0	−	

relative **Inform. Technology (IT)**				
olvi3*	0.5	0.5	1.0	(1.0)
cmyn3*	0.5	0.5	0.0	(0.0)
olvi4*	0.5	0.5	1.0	1.0
cmyn4*	0.5	0.5	0.0	0.0
***standard* and *adapted* CIELAB**				
LAB*LAB	66.03	11.17	−28.74	
LAB*LABa	66.03	11.59	−31.51	
LAB*TCHa	75.0	33.59	290.19	
relative* CIELAB *lab*				
lab*lab	0.62	0.173	−0.468	
lab*tch	0.75	0.5	0.806	
lab*nch	0.0	0.5	0.806	
***relative* Natural Colour (NC)**				
lab*lrj	0.62	0.129	−0.482	
lab*tce	0.75	0.5	0.791	
lab*ncE	0.0	0.5	b16r	

relative **Inform. Technology (IT)**				
olvi3*	0.5	0.5	0.75	(1.0)
cmyn3*	0.5	0.5	0.25	(0.0)
olvi4*	0.75	0.75	1.0	0.75
cmyn4*	0.25	0.25	0.0	0.25
***standard* and *adapted* CIELAB**				
LAB*LAB	61.37	5.47	−13.29	
LAB*LABa	61.37	5.8	−15.75	
LAB*TCHa	62.5	16.8	290.19	
relative* CIELAB *lab*				
lab*lab	0.56	0.086	−0.234	
lab*tch	0.625	0.25	0.806	
lab*nch	0.25	0.25	0.806	
***relative* Natural Colour (NC)**				
lab*lrj	0.56	0.064	−0.241	
lab*tce	0.625	0.25	0.791	
lab*ncE	0.25	0.25	b16r	

relative **Inform. Technology (IT)**				
olvi3*	0.25	0.25	1.0	(1.0)
cmyn3*	0.75	0.75	0.0	(0.0)
olvi4*	0.25	0.25	1.0	1.0
cmyn4*	0.75	0.75	0.0	0.0
***standard* and *adapted* CIELAB**				
LAB*LAB	51.34	17.25	−45.49	
LAB*LABa	51.34	17.39	−47.28	
LAB*TCHa	62.5	50.38	290.19	
relative* CIELAB *lab*				
lab*lab	0.431	0.259	−0.703	
lab*tch	0.625	0.75	0.806	
lab*nch	0.0	0.75	0.806	
***relative* Natural Colour (NC)**				
lab*lrj	0.431	0.193	−0.724	
lab*tce	0.625	0.75	0.791	
lab*ncE	0.0	0.75	b16r	

relative **Inform. Technology (IT)**				
olvi3*	0.5	0.5	0.5	(1.0)
cmyn3*	0.5	0.5	0.5	(0.0)
olvi4*	1.0	1.0	1.0	0.5
cmyn4*	0.0	0.0	0.0	0.5
***standard* and *adapted* CIELAB**				
LAB*LAB	56.71	−0.23	2.14	
LAB*LABa	56.71	0.0	0.0	
LAB*TCHa	50.0	0.01	−	
relative* CIELAB *lab*				
lab*lab	0.5	0.0	0.0	
lab*tch	0.5	0.0	−	
lab*nch	0.5	0.0	−	
***relative* Natural Colour (NC)**				
lab*lrj	0.5	0.0	0.0	
lab*tce	0.5	0.0	−	
lab*ncE	0.5	0.0	−	

relative **Inform. Technology (IT)**				
olvi3*	0.25	0.25	0.75	(1.0)
cmyn3*	0.75	0.75	0.25	(0.0)
olvi4*	0.5	0.5	1.0	0.75
cmyn4*	0.5	0.5	0.0	0.25
***standard* and *adapted* CIELAB**				
LAB*LAB	46.68	11.55	−30.05	
LAB*LABa	46.68	11.59	−31.52	
LAB*TCHa	50.0	33.59	290.19	
relative* CIELAB *lab*				
lab*lab	0.37	0.173	−0.468	
lab*tch	0.5	0.5	0.806	
lab*nch	0.25	0.5	0.806	
***relative* Natural Colour (NC)**				
lab*lrj	0.37	0.129	−0.482	
lab*tce	0.5	0.5	0.791	
lab*ncE	0.25	0.5	b16r	

relative **Inform. Technology (IT)**				
olvi3*	0.0	0.0	1.0	(1.0)
cmyn3*	1.0	1.0	0.0	(0.0)
olvi4*	0.0	0.0	1.0	1.0
cmyn4*	1.0	1.0	0.0	0.0
***standard* and *adapted* CIELAB**				
LAB*LAB	36.65	23.33	−62.24	
LAB*LABa	36.65	23.18	−63.03	
LAB*TCHa	50.0	67.17	290.19	
relative* CIELAB *lab*				
lab*lab	0.241	0.345	−0.937	
lab*tch	0.5	1.0	0.806	
lab*nch	0.0	1.0	0.806	
***relative* Natural Colour (NC)**				
lab*lrj	0.241	0.257	−0.965	
lab*tce	0.5	1.0	0.791	
lab*ncE	0.0	1.0	b16r	

relative **Inform. Technology (IT)**				
olvi3*	0.25	0.25	0.5	(1.0)
cmyn3*	0.75	0.75	0.5	(0.0)
olvi4*	0.75	0.75	1.0	0.5
cmyn4*	0.25	0.25	0.0	0.5
***standard* and *adapted* CIELAB**				
LAB*LAB	42.02	5.84	−14.6	
LAB*LABa	42.02	5.8	−15.75	
LAB*TCHa	37.5	16.8	290.19	
relative* CIELAB *lab*				
lab*lab	0.31	0.086	−0.234	
lab*tch	0.375	0.25	0.806	
lab*nch	0.5	0.25	0.806	
***relative* Natural Colour (NC)**				
lab*lrj	0.31	0.064	−0.241	
lab*tce	0.375	0.25	0.791	
lab*ncE	0.5	0.25	b16r	

relative **Inform. Technology (IT)**				
olvi3*	0.0	0.0	0.75	(1.0)
cmyn3*	1.0	1.0	0.25	(0.0)
olvi4*	0.25	0.25	1.0	0.75
cmyn4*	0.75	0.75	0.0	0.25
***standard* and *adapted* CIELAB**				
LAB*LAB	32.0	17.62	−46.8	
LAB*LABa	32.0	17.39	−47.28	
LAB*TCHa	37.51	50.38	290.19	
relative* CIELAB *lab*				
lab*lab	0.181	0.259	−0.703	
lab*tch	0.375	0.75	0.806	
lab*nch	0.25	0.75	0.806	
***relative* Natural Colour (NC)**				
lab*lrj	0.181	0.193	−0.724	
lab*tce	0.375	0.75	0.791	
lab*ncE	0.25	0.75	b16r	

n = 0,00*

relative **Inform. Technology (IT)**				
olvi3*	0.25	0.25	0.25	(1.0)
cmyn3*	0.75	0.75	0.75	(0.0)
olvi4*	1.0	1.0	1.0	0.25
cmyn4*	0.0	0.0	0.0	0.75
***standard* and *adapted* CIELAB**				
LAB*LAB	37.36	0.13	0.83	
LAB*LABa	37.36	0.0	0.0	
LAB*TCHa	25.0	0.01	−	
relative* CIELAB *lab*				
lab*lab	0.25	0.0	0.0	
lab*tch	0.25	0.0	−	
lab*nch	0.75	0.0	−	
***relative* Natural Colour (NC)**				
lab*lrj	0.25	0.0	0.0	
lab*tce	0.25	0.0	−	
lab*ncE	0.75	0.0	−	

relative **Inform. Technology (IT)**				
olvi3*	0.0	0.0	0.5	(1.0)
cmyn3*	1.0	1.0	0.5	(0.0)
olvi4*	0.5	0.5	1.0	0.5
cmyn4*	0.5	0.5	0.0	0.5
***standard* and *adapted* CIELAB**				
LAB*LAB	27.34	11.92	−31.35	
LAB*LABa	27.34	11.59	−31.51	
LAB*TCHa	25.01	33.59	290.19	
relative* CIELAB *lab*				
lab*lab	0.12	0.173	−0.468	
lab*tch	0.25	0.5	0.806	
lab*nch	0.5	0.5	0.806	
***relative* Natural Colour (NC)**				
lab*lrj	0.12	0.129	−0.482	
lab*tce	0.25	0.5	0.791	
lab*ncE	0.5	0.5	b16r	

n = 0,25*

Schwarzheit *n**

relative **Inform. Technology (IT)**				
olvi3*	0.0	0.0	0.0	(1.0)
cmyn3*	1.0	1.0	1.0	(0.0)
olvi4*	1.0	1.0	1.0	0.0
cmyn4*	0.0	0.0	0.0	1.0
***standard* and *adapted* CIELAB**				
LAB*LAB	18.02	0.5	−0.46	
LAB*LABa	18.02	0.0	0.0	
LAB*TCHa	0.01	0.01	−	
relative* CIELAB *lab*				
lab*lab	0.0	0.0	0.0	
lab*tch	0.0	0.0	−	
lab*nch	1.0	0.0	−	
***relative* Natural Colour (NC)**				
lab*lrj	0.0	0.0	0.0	
lab*tce	0.0	0.0	−	
lab*ncE	1.0	0.0	−	

relative **Inform. Technology (IT)**				
olvi3*	0.0	0.0	0.25	(1.0)
cmyn3*	1.0	1.0	0.75	(0.0)
olvi4*	0.75	0.75	1.0	0.25
cmyn4*	0.25	0.25	0.0	0.75
***standard* and *adapted* CIELAB**				
LAB*LAB	22.67	6.21	−15.9	
LAB*LABa	22.67	5.79	−15.75	
LAB*TCHa	12.5	16.79	290.19	
relative* CIELAB *lab*				
lab*lab	0.06	0.086	−0.234	
lab*tch	0.125	0.25	0.806	
lab*nch	0.75	0.25	0.806	
***relative* Natural Colour (NC)**				
lab*lrj	0.06	0.064	−0.24	
lab*tce	0.125	0.25	0.791	
lab*ncE	0.75	0.25	b16r	

n = 0,50*

0,25 0,50 0,75 1,00

relative Buntheit *c**

n = 1,0*

BAM-Registrierung: 20060101-TG54/10L/L54G04FP.PS/.PDF BAM-Material: Code=rha4ta
Anwendung für Beurteilung und Messung von Drucker− oder Monitorsystemen, Yr=2.5, XYZ
/TG54/ Form: 5/10, Serie: 1/1, Seite: 5 Seitenz hlung 5

TG540−7, 5 stufige Reihen für konstanten CIELAB Buntton 290/360 = 0.806 (links) 5 stufige Reihen für konstanten CIELAB Buntton 290/360 = 0.806 (rechts)

Siehe ähnliche Dateien: http://www.ps.bam.de/TG54/
Technische Information: http://www.ps.bam.de Version 2.1, io=1,1, CIEXYZ

BAM-Registrierung: 20060101-TG54/10L/L54G05FP.PS/.PDF BAM-Material: Code=rha4ta
Anwendung für Beurteilung und Messung von Drucker– oder Monitorsystemen, Yr=2.5, XYZ
/TG54/ Form: 6/10, Serie: 1/1, Seite: 6 Sektenz hlung 6

Eingabe: Farbmetrisches Reflexions-System MRS18

für Buntton *h* = lab*h = 322/360 = 0.895*
lab*tch* und *lab*nch

D65: Buntton B50R
LCH*Ma: 35 72 322
rgb*Ma: 1.0 0.0 1.0

Dreiecks-Helligkeit *t**

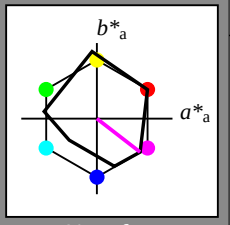

%Umfang

u^*_{rel} = 91

MRS18; adaptierte CIELAB-Daten	$L^*=L^*_a$	a^*_a	b^*_a	$C^*_{ab,a}$	$h^*_{ab,a}$
R_{Ma}	49.63	66.96	38.37	77.18	30
J_{Ma}	90.7	−6.36	88.75	88.98	94
G_{Ma}	52.11	−69.73	9.44	70.37	172
$G50B_{Ma}$	45.03	−36.57	−28.47	46.36	218
B_{Ma}	36.65	23.19	−63.05	67.18	290
$B50R_{Ma}$	34.94	57.17	−44.26	72.31	322
N_{Ma}	18.01	0.0	0.0	0.0	0
W_{Ma}	95.41	0.0	0.0	0.0	0
R_{CIE}	39.92	58.66	26.98	64.56	25
J_{CIE}	81.26	−2.17	67.76	67.79	92
G_{CIE}	52.23	−42.26	11.75	43.87	164
B_{CIE}	30.57	1.15	−46.84	46.87	271

%Regularität

$g^*_{H,rel}$ = 41

$g^*_{C,rel}$ = 52

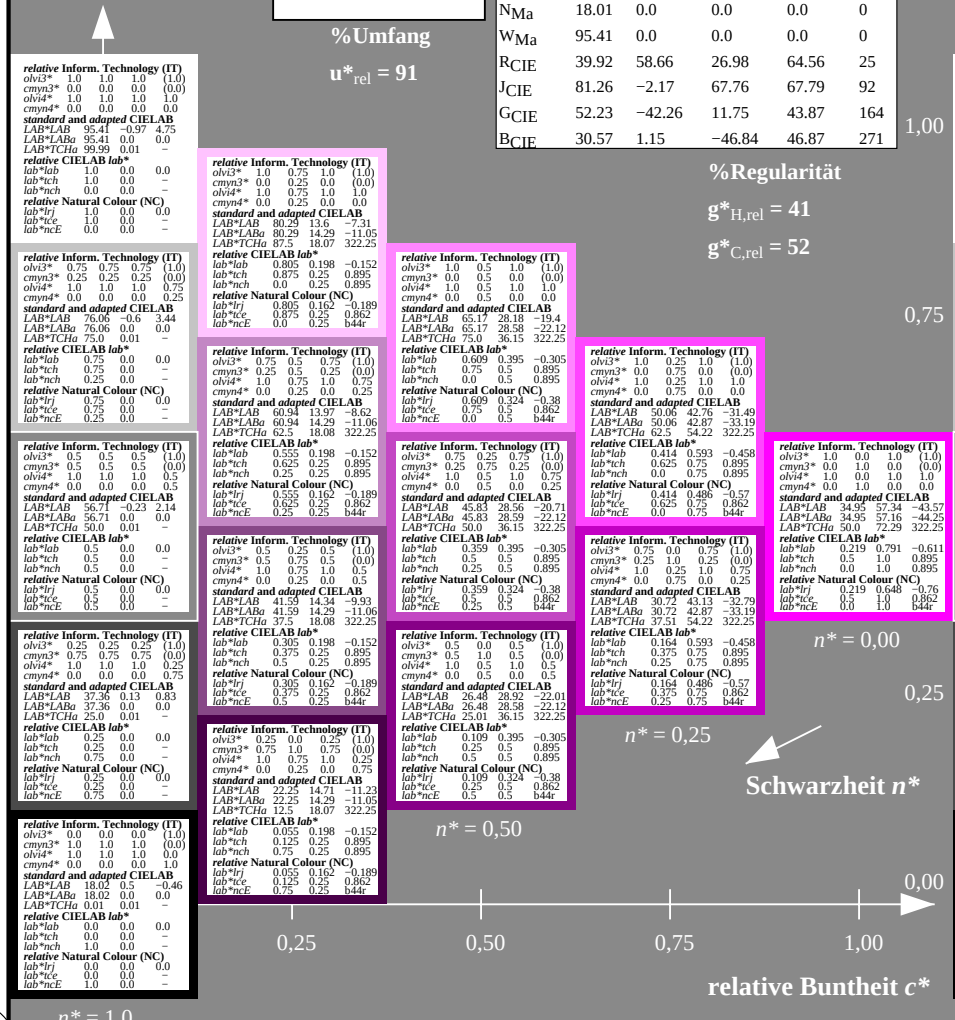

TG540−7, 5 stufige Reihen für konstanten CIELAB Buntton 322/360 = 0.895 (links)

Ausgabe: Farbmetrisches Reflexions-System MRS18

für Buntton *h* = lab*h = 322/360 = 0.895*
lab*tch* und *lab*nch

D65: Buntton B50R
LCH*Ma: 35 72 322
rgb*Ma: 1.0 0.0 1.0

Dreiecks-Helligkeit *t**

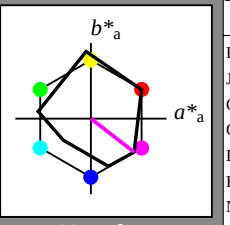

%Umfang

u^*_{rel} = 91

MRS18; adaptierte CIELAB-Daten	$L^*=L^*_a$	a^*_a	b^*_a	$C^*_{ab,a}$	$h^*_{ab,a}$
R_{Ma}	49.63	66.96	38.37	77.18	30
J_{Ma}	90.7	−6.36	88.75	88.98	94
G_{Ma}	52.11	−69.73	9.44	70.37	172
$G50B_{Ma}$	45.03	−36.57	−28.47	46.36	218
B_{Ma}	36.65	23.19	−63.05	67.18	290
$B50R_{Ma}$	34.94	57.17	−44.26	72.31	322
N_{Ma}	18.01	0.0	0.0	0.0	0
W_{Ma}	95.41	0.0	0.0	0.0	0
R_{CIE}	39.92	58.66	26.98	64.56	25
J_{CIE}	81.26	−2.17	67.76	67.79	92
G_{CIE}	52.23	−42.26	11.75	43.87	164
B_{CIE}	30.57	1.15	−46.84	46.87	271

%Regularität

$g^*_{H,rel}$ = 41

$g^*_{C,rel}$ = 52

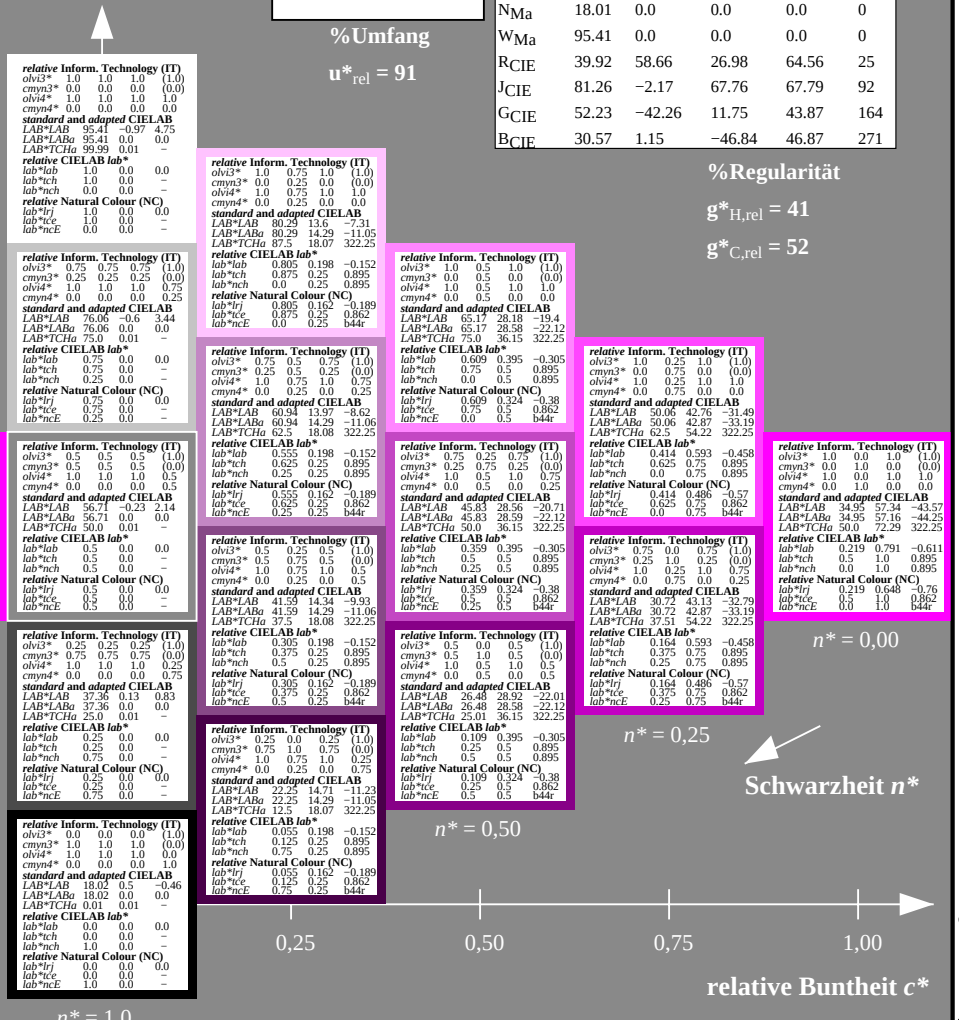

5 stufige Reihen für konstanten CIELAB Buntton 322/360 = 0.895 (rechts)

Siehe ähnliche Dateien: http://www.ps.bam.de/TG54/
Technische Information: http://www.ps.bam.de Version 2.1, io=1,1, CIEXYZ

BAM-Registrierung: 20060101-TG54/10L/L54G06FP.PS/.PDF BAM-Material: Code=rha4ta
Anwendung für Beurteilung und Messung von Drucker– oder Monitorsystemen, Yr=2.5, XYZ
/TG54/ Form: 7/10, Serie: 1/1, Seite: 7 Settenz hlung 7

Eingabe: Farbmetrisches Reflexions-System MRS18

für Buntton *h = lab*h = 25/360 = 0.069**
lab*tch* und *lab*nch

D65: Buntton R
LCH*Ma: 48 73 25
rgb*Ma: 1.0 0.0 0.1

Dreiecks-Helligkeit *t**

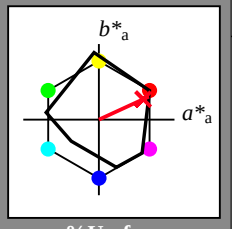

%Umfang

u*rel = 91

MRS18; adaptierte CIELAB-Daten

	L*=L*a	a*a	b*a	C*ab,a	h*ab,a
R_{Ma}	49.63	66.96	38.37	77.18	30
J_{Ma}	90.7	−6.36	88.75	88.98	94
G_{Ma}	52.11	−69.73	9.44	70.37	172
$G50B_{Ma}$	45.03	−36.57	−28.47	46.36	218
B_{Ma}	36.65	23.19	−63.05	67.18	290
$B50R_{Ma}$	34.94	57.17	−44.26	72.31	322
N_{Ma}	18.01	0.0	0.0	0.0	0
W_{Ma}	95.41	0.0	0.0	0.0	0
R_{CIE}	39.92	58.66	26.98	64.56	25
J_{CIE}	81.26	−2.17	67.76	67.79	92
G_{CIE}	52.23	−42.26	11.75	43.87	164
B_{CIE}	30.57	1.15	−46.84	46.87	271

%Regularität

g*H,rel = 41

g*C,rel = 52

1,00

0,75

0,25

0,00

Schwarzheit *n**

n* = 0,00

n* = 0,25

n* = 0,50

n* = 1,0

0,25 0,50 0,75 1,00

relative Buntheit *c**

relative Inform. Technology (IT)
olvi3* 1.0 0.5 0.548 (1.0)
cmyn3* 0.0 0.5 0.452 (0.0)
olvi4* 1.0 0.5 0.549 1.0
cmyn4* 0.0 0.5 0.451 0.0
standard and adapted CIELAB
LAB*LAB 71.8 32.47 18.34
LAB*LABa 71.8 33.0 15.17
LAB*TCHa 75.0 36.32 24.7
relative CIELAB *lab**
lab*lab 0.695 0.454 0.209
lab*tch 0.75 0.5 0.069
lab*nch 0.0 0.5 0.069
relative Natural Colour (NC)
lab*lrj 0.695 0.5 0.0
lab*tce 0.75 0.5 1.0
lab*ncE 0.0 0.5 b99r

relative Inform. Technology (IT)
olvi3* 0.75 0.5 0.524 (1.0)
cmyn3* 0.25 0.5 0.476 (0.0)
olvi4* 1.0 0.75 0.774 0.75
cmyn4* 0.0 0.25 0.226 0.25
standard and adapted CIELAB
LAB*LAB 64.26 16.12 10.25
LAB*LABa 64.26 16.5 7.59
LAB*TCHa 62.5 18.16 24.7
relative CIELAB *lab**
lab*lab 0.598 0.227 0.104
lab*tch 0.625 0.25 0.069
lab*nch 0.25 0.25 0.069
relative Natural Colour (NC)
lab*lrj 0.598 0.25 0.0
lab*tce 0.625 0.25 1.0
lab*ncE 0.25 0.25 b99r

relative Inform. Technology (IT)
olvi3* 0.5 0.25 0.298 (1.0)
cmyn3* 0.25 0.75 0.702 (0.0)
olvi4* 1.0 0.5 0.548 0.75
cmyn4* 0.0 0.5 0.452 0.25
standard and adapted CIELAB
LAB*LAB 52.46 32.85 17.04
LAB*LABa 52.46 33.01 15.18
LAB*TCHa 50.0 36.33 24.7
relative CIELAB *lab**
lab*lab 0.445 0.454 0.209
lab*tch 0.5 0.5 0.069
lab*nch 0.25 0.5 0.069
relative Natural Colour (NC)
lab*lrj 0.445 0.5 0.0
lab*tce 0.5 0.5 1.0
lab*ncE 0.25 0.5 b99r

relative Inform. Technology (IT)
olvi3* 0.25 0.25 0.274 (1.0)
cmyn3* 0.5 0.75 0.726 (0.0)
olvi4* 1.0 0.75 0.774 0.5
cmyn4* 0.0 0.25 0.226 0.5
standard and adapted CIELAB
LAB*LAB 44.91 16.49 8.94
LAB*LABa 44.91 16.5 7.59
LAB*TCHa 37.5 18.16 24.7
relative CIELAB *lab**
lab*lab 0.348 0.227 0.104
lab*tch 0.375 0.25 0.069
lab*nch 0.5 0.25 0.069
relative Natural Colour (NC)
lab*lrj 0.348 0.25 0.0
lab*tce 0.375 0.25 1.0
lab*ncE 0.5 0.25 b99r

relative Inform. Technology (IT)
olvi3* 0.0 0.0 0.048 (1.0)
cmyn3* 0.5 1.0 0.952 (0.0)
olvi4* 1.0 0.5 0.548 0.5
cmyn4* 0.0 0.5 0.452 0.5
standard and adapted CIELAB
LAB*LAB 33.11 33.21 15.74
LAB*LABa 33.11 33.0 15.18
LAB*TCHa 25.01 36.33 24.71
relative CIELAB *lab**
lab*lab 0.195 0.454 0.209
lab*tch 0.25 0.5 0.069
lab*nch 0.5 0.5 0.069
relative Natural Colour (NC)
lab*lrj 0.195 0.5 0.0
lab*tce 0.25 0.5 1.0
lab*ncE 0.5 0.5 r00j

relative Inform. Technology (IT)
olvi3* 0.0 0.0 0.0 (1.0)
cmyn3* 1.0 1.0 1.0 (0.0)
olvi4* 1.0 1.0 1.0 0.0
cmyn4* 0.0 0.0 0.0 1.0
standard and adapted CIELAB
LAB*LAB 18.02 0.5 −0.46
LAB*LABa 18.02 0.0 0.0
LAB*TCHa 0.01 0.01 –
relative CIELAB *lab**
lab*lab 0.0 0.0 0.0
lab*tch 0.0 0.0 –
lab*nch 1.0 0.0 –
relative Natural Colour (NC)
lab*lrj 0.0 0.0 0.0
lab*tce 0.0 0.0 –
lab*ncE 1.0 0.0 –

relative Inform. Technology (IT)
olvi3* 1.0 0.0 0.097 (1.0)
cmyn3* 0.0 1.0 0.903 (0.0)
olvi4* 1.0 0.0 0.097 1.0
cmyn4* 0.0 1.0 0.903 0.0
standard and adapted CIELAB
LAB*LAB 48.21 65.92 31.93
LAB*LABa 48.21 66.0 30.36
LAB*TCHa 50.0 72.65 24.7
relative CIELAB *lab**
lab*lab 0.39 0.908 0.418
lab*tch 0.5 1.0 0.069
lab*nch 0.0 1.0 0.069
relative Natural Colour (NC)
lab*lrj 0.39 1.0 0.0
lab*tce 0.5 1.0 0.0
lab*ncE 0.0 1.0 r00j

relative Inform. Technology (IT)
olvi3* 0.75 0.0 0.073 (1.0)
cmyn3* 0.25 1.0 0.927 (0.0)
olvi4* 1.0 0.25 0.323 0.75
cmyn4* 0.0 0.75 0.677 0.25
standard and adapted CIELAB
LAB*LAB 40.66 49.57 23.84
LAB*LABa 40.66 49.5 22.77
LAB*TCHa 37.51 54.49 24.7
relative CIELAB *lab**
lab*lab 0.293 0.681 0.313
lab*tch 0.375 0.75 0.069
lab*nch 0.25 0.75 0.069
relative Natural Colour (NC)
lab*lrj 0.293 0.75 0.0
lab*tce 0.375 0.75 0.0
lab*ncE 0.25 0.75 r00j

relative Inform. Technology (IT)
olvi3* 0.25 0.0 0.024 (1.0)
cmyn3* 0.75 1.0 0.976 (0.0)
olvi4* 1.0 0.75 0.774 0.25
cmyn4* 0.0 0.25 0.226 0.75
standard and adapted CIELAB
LAB*LAB 25.56 16.86 7.64
LAB*LABa 25.56 16.5 7.59
LAB*TCHa 12.5 18.16 24.72
relative CIELAB *lab**
lab*lab 0.098 0.227 0.104
lab*tch 0.125 0.25 0.069
lab*nch 0.75 0.25 0.069
relative Natural Colour (NC)
lab*lrj 0.098 0.25 0.0
lab*tce 0.125 0.25 0.0
lab*ncE 0.75 0.25 r00j

TG540−7, 5 stufige Reihen für konstanten CIELAB Buntton 25/360 = 0.069 (links)

Ausgabe: Farbmetrisches Reflexions-System MRS18

für Buntton *h = lab*h = 25/360 = 0.069**
lab*tch* und *lab*nch

D65: Buntton R
LCH*Ma: 48 73 25
rgb*Ma: 1.0 0.0 0.1

Dreiecks-Helligkeit *t**

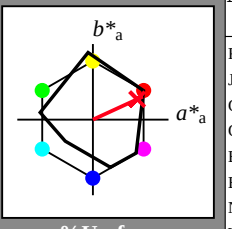

%Umfang

u*rel = 91

MRS18; adaptierte CIELAB-Daten

	L*=L*a	a*a	b*a	C*ab,a	h*ab,a
R_{Ma}	49.63	66.96	38.37	77.18	30
J_{Ma}	90.7	−6.36	88.75	88.98	94
G_{Ma}	52.11	−69.73	9.44	70.37	172
$G50B_{Ma}$	45.03	−36.57	−28.47	46.36	218
B_{Ma}	36.65	23.19	−63.05	67.18	290
$B50R_{Ma}$	34.94	57.17	−44.26	72.31	322
N_{Ma}	18.01	0.0	0.0	0.0	0
W_{Ma}	95.41	0.0	0.0	0.0	0
R_{CIE}	39.92	58.66	26.98	64.56	25
J_{CIE}	81.26	−2.17	67.76	67.79	92
G_{CIE}	52.23	−42.26	11.75	43.87	164
B_{CIE}	30.57	1.15	−46.84	46.87	271

%Regularität

g*H,rel = 41

g*C,rel = 52

Schwarzheit *n**

relative Buntheit *c**

5 stufige Reihen für konstanten CIELAB Buntton 25/360 = 0.069 (rechts)

BAM-Prüfvorlage TG54; Farbmetrik-Systeme MRS18 & MRS18 input: *olv* setrgbcolor*
D65: 2 Koordinaten-Daten von 5stufigen Farbreihen für 10 Buntton output: *olv* setrgbcolor / w* setgray*

Siehe ähnliche Dateien: http://www.ps.bam.de/TG54/
Technische Information: http://www.ps.bam.de Version 2.1, io=1,1, CIEXYZ

Eingabe: Farbmetrisches Reflexions-System MRS18

für Buntton $h^* = lab^*h = 92/360 = 0.255$
lab*tch* und *lab*nch

D65: Buntton J
LCH*Ma: 89 86 92
rgb*Ma: 1.0 0.95 0.0

Dreiecks-Helligkeit t^*

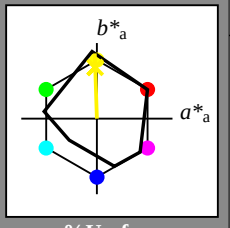

%Umfang

u^*_{rel} = 91

MRS18; adaptierte CIELAB-Daten

	$L^*=L^*_a$	a^*_a	b^*_a	$C^*_{ab,a}$	$h^*_{ab,a}$
R_{Ma}	49.63	66.96	38.37	77.18	30
J_{Ma}	90.7	−6.36	88.75	88.98	94
G_{Ma}	52.11	−69.73	9.44	70.37	172
$G50B_{Ma}$	45.03	−36.57	−28.47	46.36	218
B_{Ma}	36.65	23.19	−63.05	67.18	290
$B50R_{Ma}$	34.94	57.17	−44.26	72.31	322
N_{Ma}	18.01	0.0	0.0	0.0	0
W_{Ma}	95.41	0.0	0.0	0.0	0
R_{CIE}	39.92	58.66	26.98	64.56	25
J_{CIE}	81.26	−2.17	67.76	67.79	92
G_{CIE}	52.23	−42.26	11.75	43.87	164
B_{CIE}	30.57	1.15	−46.84	46.87	271

%Regularität

$g^*_{H,rel}$ = 41

$g^*_{C,rel}$ = 52

1,00

0,75

0,25

0,00

Schwarzheit n^*

n^* = 0,00 | n^* = 0,25 | n^* = 0,50 | n^* = 1,0

0,25 0,50 0,75 1,00

relative Buntheit c^*

TG540−7, 5 stufige Reihen für konstanten CIELAB Buntton 92/360 = 0.255 (links)

Ausgabe: Farbmetrisches Reflexions-System MRS18

für Buntton $h^* = lab^*h = 92/360 = 0.255$
lab*tch* und *lab*nch

D65: Buntton J
LCH*Ma: 89 86 92
rgb*Ma: 1.0 0.95 0.0

Dreiecks-Helligkeit t^*

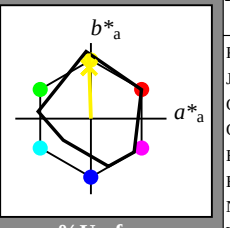

%Umfang

u^*_{rel} = 91

MRS18; adaptierte CIELAB-Daten

	$L^*=L^*_a$	a^*_a	b^*_a	$C^*_{ab,a}$	$h^*_{ab,a}$
R_{Ma}	49.63	66.96	38.37	77.18	30
J_{Ma}	90.7	−6.36	88.75	88.98	94
G_{Ma}	52.11	−69.73	9.44	70.37	172
$G50B_{Ma}$	45.03	−36.57	−28.47	46.36	218
B_{Ma}	36.65	23.19	−63.05	67.18	290
$B50R_{Ma}$	34.94	57.17	−44.26	72.31	322
N_{Ma}	18.01	0.0	0.0	0.0	0
W_{Ma}	95.41	0.0	0.0	0.0	0
R_{CIE}	39.92	58.66	26.98	64.56	25
J_{CIE}	81.26	−2.17	67.76	67.79	92
G_{CIE}	52.23	−42.26	11.75	43.87	164
B_{CIE}	30.57	1.15	−46.84	46.87	271

%Regularität

$g^*_{H,rel}$ = 41

$g^*_{C,rel}$ = 52

Schwarzheit n^*

n^* = 0,00 | n^* = 0,25 | n^* = 0,50 | n^* = 1,0

0,25 0,50 0,75 1,00

relative Buntheit c^*

5 stufige Reihen für konstanten CIELAB Buntton 92/360 = 0.255 (rechts)

BAM-Registrierung: 20060101-TG54/10L/L54G07FP.PS/.PDF BAM-Material: Code=rha4ta
Anwendung für Beurteilung und Messung von Drucker− oder Monitorsystemen, Yr=2.5, XYZ
/TG54/ Form: 8/10, Serie: 1/1, Seite: 8 Sektenz hung 8

BAM-Prüfvorlage TG54; Farbmetrik-Systeme MRS18 & MRS18
D65: 2 Koordinaten-Daten von 5stufigen Farbreihen für 10 Buntton

input: *olv* setrgbcolor*
output: *olv* setrgbcolor / w* setgray*

Siehe ähnliche Dateien: http://www.ps.bam.de/TG54/
Technische Information: http://www.ps.bam.de Version 2.1, io=1,1, CIEXYZ

BAM-Registrierung: 20060101-TG54/10L/L54G08FP.PS/.PDF BAM-Material: Code=rha4ta
Anwendung für Beurteilung und Messung von Drucker– oder Monitorsystemen, Yr=2.5, XYZ
/TG54/ Form: 9/10, Serie: 1/1, Seite: 9 Sektenz hlung 9

Eingabe: Farbmetrisches Reflexions-System MRS18

für Buntton $h^* = lab^*h = 164/360 = 0.457$
*lab*tch* und *lab*nch*

D65: Buntton G
LCH*Ma: 56 66 164
rgb*Ma: 0.1 1.0 0.0

Dreiecks-Helligkeit t^*

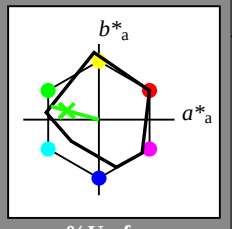

%Umfang

$u^*_{rel} = 91$

MRS18; adaptierte CIELAB-Daten

	$L^*=L^*_a$	a^*_a	b^*_a	$C^*_{ab,a}$	$h^*_{ab,a}$
R_{Ma}	49.63	66.96	38.37	77.18	30
J_{Ma}	90.7	−6.36	88.75	88.98	94
G_{Ma}	52.11	−69.73	9.44	70.37	172
$G50B_{Ma}$	45.03	−36.57	−28.47	46.36	218
B_{Ma}	36.65	23.19	−63.05	67.18	290
$B50R_{Ma}$	34.94	57.17	−44.26	72.31	322
N_{Ma}	18.01	0.0	0.0	0.0	0
W_{Ma}	95.41	0.0	0.0	0.0	0
R_{CIE}	39.92	58.66	26.98	64.56	25
J_{CIE}	81.26	−2.17	67.76	67.79	92
G_{CIE}	52.23	−42.26	11.75	43.87	164
B_{CIE}	30.57	1.15	−46.84	46.87	271

%Regularität

$g^*_{H,rel} = 41$

$g^*_{C,rel} = 52$

1,00

0,75

0,25

0,00

Schwarzheit n^*

$n^* = 0,00$ $n^* = 0,25$ $n^* = 0,50$ $n^* = 1,0$

0,25 0,50 0,75 1,00

relative Buntheit c^*

relative Inform. Technology (IT)
*olvi3** 1.0 1.0 1.0 (1.0)
*cmyn3** 0.0 0.0 0.0 (0.0)
*olvi4** 1.0 1.0 1.0 1.0
*cmyn4** 0.0 0.0 0.0 0.0
standard and *adapted* CIELAB
*LAB*LAB* 95.41 −0.97 4.75
*LAB*LABa* 95.41 0.0 0.0
*LAB*TCHa* 99.99 0.01 –
relative CIELAB *lab**
*lab*lab* 1.0 0.0 0.0
*lab*tch* 1.0 0.0 –
*lab*nch* 0.0 0.0 –
relative Natural Colour (NC)
*lab*lrj* 1.0 0.0 0.0
*lab*tce* 1.0 0.0 –
*lab*ncE* 0.0 0.0 –

relative Inform. Technology (IT)
*olvi3** 0.776 1.0 0.75 (1.0)
*cmyn3** 0.224 0.0 0.25 (0.0)
*olvi4** 0.776 1.0 0.75 1.0
*cmyn4** 0.224 0.0 0.25 0.0
standard and *adapted* CIELAB
*LAB*LAB* 85.57 −16.58 8.49
*LAB*LABa* 85.57 −15.79 4.4
*LAB*TCHa* 87.5 16.4 164.45
relative CIELAB *lab**
*lab*lab* 0.873 −0.24 0.067
*lab*tch* 0.875 0.25 0.457
*lab*nch* 0.0 0.25 0.457
relative Natural Colour (NC)
*lab*lrj* 0.873 −0.249 0.0
*lab*tce* 0.875 0.25 0.5
*lab*ncE* 0.0 0.25 j99g

relative Inform. Technology (IT)
*olvi3** 0.551 1.0 0.5 (1.0)
*cmyn3** 0.449 0.0 0.5 (0.0)
*olvi4** 0.551 1.0 0.5 1.0
*cmyn4** 0.449 0.0 0.5 0.0
standard and *adapted* CIELAB
*LAB*LAB* 75.74 −32.2 12.22
*LAB*LABa* 75.74 −31.6 8.79
*LAB*TCHa* 75.0 32.81 164.46
relative CIELAB *lab**
*lab*lab* 0.746 −0.481 0.134
*lab*tch* 0.75 0.5 0.457
*lab*nch* 0.0 0.5 0.457
relative Natural Colour (NC)
*lab*lrj* 0.746 −0.499 0.0
*lab*tce* 0.75 0.5 0.5
*lab*ncE* 0.0 0.5 j99g

relative Inform. Technology (IT)
*olvi3** 0.526 0.75 0.5 (1.0)
*cmyn3** 0.474 0.25 0.5 (0.0)
*olvi4** 0.776 1.0 0.75 0.75
*cmyn4** 0.224 0.0 0.25 0.25
standard and *adapted* CIELAB
*LAB*LAB* 66.22 −16.22 7.19
*LAB*LABa* 66.22 −15.8 4.4
*LAB*TCHa* 62.5 16.41 164.46
relative CIELAB *lab**
*lab*lab* 0.623 −0.24 0.067
*lab*tch* 0.625 0.25 0.457
*lab*nch* 0.25 0.25 0.457
relative Natural Colour (NC)
*lab*lrj* 0.623 −0.249 0.0
*lab*tce* 0.625 0.25 0.5
*lab*ncE* 0.25 0.25 j99g

relative Inform. Technology (IT)
*olvi3** 0.301 0.75 0.25 (1.0)
*cmyn3** 0.699 0.25 0.75 (0.0)
*olvi4** 0.551 1.0 0.5 0.75
*cmyn4** 0.449 0.0 0.5 0.25
standard and *adapted* CIELAB
*LAB*LAB* 56.39 −31.84 10.92
*LAB*LABa* 56.39 −31.61 8.79
*LAB*TCHa* 50.0 32.81 164.46
relative CIELAB *lab**
*lab*lab* 0.496 −0.481 0.134
*lab*tch* 0.5 0.5 0.457
*lab*nch* 0.25 0.5 0.457
relative Natural Colour (NC)
*lab*lrj* 0.496 −0.499 0.0
*lab*tce* 0.5 0.5 0.5
*lab*ncE* 0.25 0.5 j100g

relative Inform. Technology (IT)
*olvi3** 0.103 1.0 0.0 (1.0)
*cmyn3** 0.897 0.0 1.0 (0.0)
*olvi4** 0.103 1.0 0.0 1.0
*cmyn4** 0.897 0.0 1.0 0.0
standard and *adapted* CIELAB
*LAB*LAB* 56.07 −63.44 19.68
*LAB*LABa* 56.07 −63.21 17.58
*LAB*TCHa* 50.0 65.62 164.46
relative CIELAB *lab**
*lab*lab* 0.492 −0.962 0.268
*lab*tch* 0.5 1.0 0.457
*lab*nch* 0.0 1.0 0.457
relative Natural Colour (NC)
*lab*lrj* 0.492 −0.999 0.0
*lab*tce* 0.5 1.0 0.5
*lab*ncE* 0.0 1.0 g00b

relative Inform. Technology (IT)
*olvi3** 0.327 1.0 0.25 (1.0)
*cmyn3** 0.673 0.0 0.75 (0.0)
*olvi4** 0.327 1.0 0.25 1.0
*cmyn4** 0.673 0.0 0.75 0.0
standard and *adapted* CIELAB
*LAB*LAB* 65.9 −47.82 15.96
*LAB*LABa* 65.9 −47.41 13.19
*LAB*TCHa* 62.5 49.22 164.46
relative CIELAB *lab**
*lab*lab* 0.619 −0.721 0.201
*lab*tch* 0.625 0.75 0.457
*lab*nch* 0.0 0.75 0.457
relative Natural Colour (NC)
*lab*lrj* 0.619 −0.749 0.0
*lab*tce* 0.625 0.75 0.5
*lab*ncE* 0.0 0.75 j99g

relative Inform. Technology (IT)
*olvi3** 0.077 0.75 0.0 (1.0)
*cmyn3** 0.923 0.25 1.0 (0.0)
*olvi4** 0.327 1.0 0.25 0.75
*cmyn4** 0.673 0.0 0.75 0.25
standard and *adapted* CIELAB
*LAB*LAB* 46.55 −47.46 14.64
*LAB*LABa* 46.55 −47.41 13.18
*LAB*TCHa* 37.51 49.22 164.47
relative CIELAB *lab**
*lab*lab* 0.369 −0.722 0.201
*lab*tch* 0.375 0.75 0.457
*lab*nch* 0.25 0.75 0.457
relative Natural Colour (NC)
*lab*lrj* 0.369 −0.749 0.0
*lab*tce* 0.375 0.75 0.5
*lab*ncE* 0.25 0.75 g00b

relative Inform. Technology (IT)
*olvi3** 0.103 1.0 0.0 (1.0)
*cmyn3** 0.897 0.0 1.0 (0.0)
*olvi4** 0.103 1.0 0.0 1.0
*cmyn4** 0.897 0.0 1.0 0.0
standard and *adapted* CIELAB
*LAB*LAB* 56.07 −63.44 19.68
*LAB*LABa* 56.07 −63.21 17.58
*LAB*TCHa* 50.0 65.62 164.46
relative CIELAB *lab**
*lab*lab* 0.492 −0.962 0.268
*lab*tch* 0.5 1.0 0.457
*lab*nch* 0.0 1.0 0.457
relative Natural Colour (NC)
*lab*lrj* 0.492 −0.999 0.0
*lab*tce* 0.5 1.0 0.5
*lab*ncE* 0.0 1.0 g00b

relative Inform. Technology (IT)
*olvi3** 0.051 0.5 0.0 (1.0)
*cmyn3** 0.949 0.5 1.0 (0.0)
*olvi4** 0.551 1.0 0.5 0.5
*cmyn4** 0.449 0.0 0.5 0.5
standard and *adapted* CIELAB
*LAB*LAB* 37.04 −31.47 9.6
*LAB*LABa* 37.04 −31.6 8.78
*LAB*TCHa* 25.01 32.81 164.47
relative CIELAB *lab**
*lab*lab* 0.246 −0.481 0.134
*lab*tch* 0.25 0.5 0.457
*lab*nch* 0.5 0.5 0.457
relative Natural Colour (NC)
*lab*lrj* 0.246 −0.499 0.0
*lab*tce* 0.25 0.5 0.5
*lab*ncE* 0.5 0.5 g00b

relative Inform. Technology (IT)
*olvi3** 0.026 0.25 0.0 (1.0)
*cmyn3** 0.974 0.75 1.0 (0.0)
*olvi4** 0.776 1.0 0.75 0.25
*cmyn4** 0.224 0.0 0.25 0.75
standard and *adapted* CIELAB
*LAB*LAB* 27.52 −15.48 4.57
*LAB*LABa* 27.52 −15.8 4.39
*LAB*TCHa* 12.5 16.4 164.49
relative CIELAB *lab**
*lab*lab* 0.123 −0.24 0.067
*lab*tch* 0.125 0.25 0.457
*lab*nch* 0.75 0.25 0.457
relative Natural Colour (NC)
*lab*lrj* 0.123 −0.249 0.0
*lab*tce* 0.125 0.25 0.5
*lab*ncE* 0.75 0.25 g00b

relative Inform. Technology (IT)
*olvi3** 0.0 0.0 0.0 (1.0)
*cmyn3** 1.0 1.0 1.0 (0.0)
*olvi4** 1.0 1.0 1.0 0.0
*cmyn4** 0.0 0.0 0.0 1.0
standard and *adapted* CIELAB
*LAB*LAB* 18.02 0.5 −0.46
*LAB*LABa* 18.02 0.0 0.0
*LAB*TCHa* 0.01 0.01 –
relative CIELAB *lab**
*lab*lab* 0.0 0.0 0.0
*lab*tch* 0.0 0.0 –
*lab*nch* 1.0 0.0 –
relative Natural Colour (NC)
*lab*lrj* 0.0 0.0 0.0
*lab*tce* 0.0 0.0 –
*lab*ncE* 1.0 0.0 –

Ausgabe: Farbmetrisches Reflexions-System MRS18

für Buntton $h^* = lab^*h = 164/360 = 0.457$
*lab*tch* und *lab*nch*

D65: Buntton G
LCH*Ma: 56 66 164
rgb*Ma: 0.1 1.0 0.0

Dreiecks-Helligkeit t^*

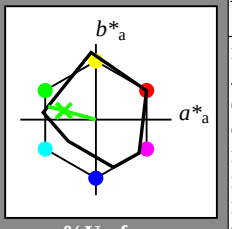

%Umfang

$u^*_{rel} = 91$

MRS18; adaptierte CIELAB-Daten

	$L^*=L^*_a$	a^*_a	b^*_a	$C^*_{ab,a}$	$h^*_{ab,a}$
R_{Ma}	49.63	66.96	38.37	77.18	30
J_{Ma}	90.7	−6.36	88.75	88.98	94
G_{Ma}	52.11	−69.73	9.44	70.37	172
$G50B_{Ma}$	45.03	−36.57	−28.47	46.36	218
B_{Ma}	36.65	23.19	−63.05	67.18	290
$B50R_{Ma}$	34.94	57.17	−44.26	72.31	322
N_{Ma}	18.01	0.0	0.0	0.0	0
W_{Ma}	95.41	0.0	0.0	0.0	0
R_{CIE}	39.92	58.66	26.98	64.56	25
J_{CIE}	81.26	−2.17	67.76	67.79	92
G_{CIE}	52.23	−42.26	11.75	43.87	164
B_{CIE}	30.57	1.15	−46.84	46.87	271

%Regularität

$g^*_{H,rel} = 41$

$g^*_{C,rel} = 52$

relative Inform. Technology (IT)
*olvi3** 1.0 1.0 1.0 (1.0)
*cmyn3** 0.0 0.0 0.0 (0.0)
*olvi4** 1.0 1.0 1.0 1.0
*cmyn4** 0.0 0.0 0.0 0.0
standard and *adapted* CIELAB
*LAB*LAB* 95.41 −0.97 4.75
*LAB*LABa* 95.41 0.0 0.0
*LAB*TCHa* 99.99 0.01 –
relative CIELAB *lab**
*lab*lab* 1.0 0.0 0.0
*lab*tch* 1.0 0.0 –
*lab*nch* 0.0 0.0 –
relative Natural Colour (NC)
*lab*lrj* 1.0 0.0 0.0
*lab*tce* 1.0 0.0 –
*lab*ncE* 0.0 0.0 –

relative Inform. Technology (IT)
*olvi3** 0.776 1.0 0.75 (1.0)
*cmyn3** 0.224 0.0 0.25 (0.0)
*olvi4** 0.776 1.0 0.75 1.0
*cmyn4** 0.224 0.0 0.25 0.0
standard and *adapted* CIELAB
*LAB*LAB* 85.57 −16.58 8.49
*LAB*LABa* 85.57 −15.79 4.4
*LAB*TCHa* 87.5 16.4 164.45
relative CIELAB *lab**
*lab*lab* 0.873 −0.24 0.067
*lab*tch* 0.875 0.25 0.457
*lab*nch* 0.0 0.25 0.457
relative Natural Colour (NC)
*lab*lrj* 0.873 −0.249 0.0
*lab*tce* 0.875 0.25 0.5
*lab*ncE* 0.0 0.25 j99g

relative Inform. Technology (IT)
*olvi3** 0.551 1.0 0.5 (1.0)
*cmyn3** 0.449 0.0 0.5 (0.0)
*olvi4** 0.551 1.0 0.5 1.0
*cmyn4** 0.449 0.0 0.5 0.0
standard and *adapted* CIELAB
*LAB*LAB* 75.74 −32.2 12.22
*LAB*LABa* 75.74 −31.6 8.79
*LAB*TCHa* 75.0 32.81 164.46
relative CIELAB *lab**
*lab*lab* 0.746 −0.481 0.134
*lab*tch* 0.75 0.5 0.457
*lab*nch* 0.0 0.5 0.457
relative Natural Colour (NC)
*lab*lrj* 0.746 −0.499 0.0
*lab*tce* 0.75 0.5 0.5
*lab*ncE* 0.0 0.5 j99g

relative Inform. Technology (IT)
*olvi3** 0.526 0.75 0.5 (1.0)
*cmyn3** 0.474 0.25 0.5 (0.0)
*olvi4** 0.776 1.0 0.75 0.75
*cmyn4** 0.224 0.0 0.25 0.25
standard and *adapted* CIELAB
*LAB*LAB* 66.22 −16.22 7.19
*LAB*LABa* 66.22 −15.8 4.4
*LAB*TCHa* 62.5 16.41 164.46
relative CIELAB *lab**
*lab*lab* 0.623 −0.24 0.067
*lab*tch* 0.625 0.25 0.457
*lab*nch* 0.25 0.25 0.457
relative Natural Colour (NC)
*lab*lrj* 0.623 −0.249 0.0
*lab*tce* 0.625 0.25 0.5
*lab*ncE* 0.25 0.25 j99g

relative Inform. Technology (IT)
*olvi3** 0.301 0.75 0.25 (1.0)
*cmyn3** 0.699 0.25 0.75 (0.0)
*olvi4** 0.551 1.0 0.5 0.75
*cmyn4** 0.449 0.0 0.5 0.25
standard and *adapted* CIELAB
*LAB*LAB* 56.39 −31.84 10.92
*LAB*LABa* 56.39 −31.61 8.79
*LAB*TCHa* 50.0 32.81 164.46
relative CIELAB *lab**
*lab*lab* 0.496 −0.481 0.134
*lab*tch* 0.5 0.5 0.457
*lab*nch* 0.25 0.5 0.457
relative Natural Colour (NC)
*lab*lrj* 0.496 −0.499 0.0
*lab*tce* 0.5 0.5 0.5
*lab*ncE* 0.25 0.5 j100g

relative Inform. Technology (IT)
*olvi3** 0.103 1.0 0.0 (1.0)
*cmyn3** 0.897 0.0 1.0 (0.0)
*olvi4** 0.103 1.0 0.0 1.0
*cmyn4** 0.897 0.0 1.0 0.0
standard and *adapted* CIELAB
*LAB*LAB* 56.07 −63.44 19.68
*LAB*LABa* 56.07 −63.21 17.58
*LAB*TCHa* 50.0 65.62 164.46
relative CIELAB *lab**
*lab*lab* 0.492 −0.962 0.268
*lab*tch* 0.5 1.0 0.457
*lab*nch* 0.0 1.0 0.457
relative Natural Colour (NC)
*lab*lrj* 0.492 −0.999 0.0
*lab*tce* 0.5 1.0 0.5
*lab*ncE* 0.0 1.0 g00b

relative Inform. Technology (IT)
*olvi3** 0.327 1.0 0.25 (1.0)
*cmyn3** 0.673 0.0 0.75 (0.0)
*olvi4** 0.327 1.0 0.25 1.0
*cmyn4** 0.673 0.0 0.75 0.0
standard and *adapted* CIELAB
*LAB*LAB* 65.9 −47.82 15.96
*LAB*LABa* 65.9 −47.41 13.19
*LAB*TCHa* 62.5 49.22 164.46
relative CIELAB *lab**
*lab*lab* 0.619 −0.721 0.201
*lab*tch* 0.625 0.75 0.457
*lab*nch* 0.0 0.75 0.457
relative Natural Colour (NC)
*lab*lrj* 0.619 −0.749 0.0
*lab*tce* 0.625 0.75 0.5
*lab*ncE* 0.0 0.75 j99g

relative Inform. Technology (IT)
*olvi3** 0.077 0.75 0.0 (1.0)
*cmyn3** 0.923 0.25 1.0 (0.0)
*olvi4** 0.327 1.0 0.25 0.75
*cmyn4** 0.673 0.0 0.75 0.25
standard and *adapted* CIELAB
*LAB*LAB* 46.55 −47.46 14.64
*LAB*LABa* 46.55 −47.41 13.18
*LAB*TCHa* 37.51 49.22 164.47
relative CIELAB *lab**
*lab*lab* 0.369 −0.722 0.201
*lab*tch* 0.375 0.75 0.457
*lab*nch* 0.25 0.75 0.457
relative Natural Colour (NC)
*lab*lrj* 0.369 −0.749 0.0
*lab*tce* 0.375 0.75 0.5
*lab*ncE* 0.25 0.75 g00b

relative Inform. Technology (IT)
*olvi3** 0.026 0.25 0.0 (1.0)
*cmyn3** 0.974 0.75 1.0 (0.0)
*olvi4** 0.776 1.0 0.75 0.25
*cmyn4** 0.224 0.0 0.25 0.75
standard and *adapted* CIELAB
*LAB*LAB* 27.52 −15.48 4.57
*LAB*LABa* 27.52 −15.8 4.39
*LAB*TCHa* 12.5 16.4 164.49
relative CIELAB *lab**
*lab*lab* 0.123 −0.24 0.067
*lab*tch* 0.125 0.25 0.457
*lab*nch* 0.75 0.25 0.457
relative Natural Colour (NC)
*lab*lrj* 0.123 −0.249 0.0
*lab*tce* 0.125 0.25 0.5
*lab*ncE* 0.75 0.25 g00b

relative Inform. Technology (IT)
*olvi3** 0.051 0.5 0.0 (1.0)
*cmyn3** 0.949 0.5 1.0 (0.0)
*olvi4** 0.551 1.0 0.5 0.5
*cmyn4** 0.449 0.0 0.5 0.5
standard and *adapted* CIELAB
*LAB*LAB* 37.04 −31.47 9.6
*LAB*LABa* 37.04 −31.6 8.78
*LAB*TCHa* 25.01 32.81 164.47
relative CIELAB *lab**
*lab*lab* 0.246 −0.481 0.134
*lab*tch* 0.25 0.5 0.457
*lab*nch* 0.5 0.5 0.457
relative Natural Colour (NC)
*lab*lrj* 0.246 −0.499 0.0
*lab*tce* 0.25 0.5 0.5
*lab*ncE* 0.5 0.5 g00b

relative Inform. Technology (IT)
*olvi3** 0.103 1.0 0.0 (1.0)
*cmyn3** 0.897 0.0 1.0 (0.0)
*olvi4** 0.103 1.0 0.0 1.0
*cmyn4** 0.897 0.0 1.0 0.0
standard and *adapted* CIELAB
*LAB*LAB* 56.07 −63.44 19.68
*LAB*LABa* 56.07 −63.21 17.58
*LAB*TCHa* 50.0 65.62 164.46
relative CIELAB *lab**
*lab*lab* 0.492 −0.962 0.268
*lab*tch* 0.5 1.0 0.457
*lab*nch* 0.0 1.0 0.457
relative Natural Colour (NC)
*lab*lrj* 0.492 −0.999 0.0
*lab*tce* 0.5 1.0 0.5
*lab*ncE* 0.0 1.0 g00b

relative Inform. Technology (IT)
*olvi3** 0.327 1.0 0.25 (1.0)
*cmyn3** 0.673 0.0 0.75 (0.0)
*olvi4** 0.327 1.0 0.25 1.0
*cmyn4** 0.673 0.0 0.75 0.0
standard and *adapted* CIELAB
*LAB*LAB* 65.9 −47.82 15.96
*LAB*LABa* 65.9 −47.41 13.19
*LAB*TCHa* 62.5 49.22 164.46
relative CIELAB *lab**
*lab*lab* 0.619 −0.721 0.201
*lab*tch* 0.625 0.75 0.457
*lab*nch* 0.0 0.75 0.457
relative Natural Colour (NC)
*lab*lrj* 0.619 −0.749 0.0
*lab*tce* 0.625 0.75 0.5
*lab*ncE* 0.0 0.75 j99g

relative Inform. Technology (IT)
*olvi3** 0.077 0.75 0.0 (1.0)
*cmyn3** 0.923 0.25 1.0 (0.0)
*olvi4** 0.327 1.0 0.25 0.75
*cmyn4** 0.673 0.0 0.75 0.25
standard and *adapted* CIELAB
*LAB*LAB* 46.55 −47.46 14.64
*LAB*LABa* 46.55 −47.41 13.18
*LAB*TCHa* 37.51 49.22 164.47
relative CIELAB *lab**
*lab*lab* 0.369 −0.722 0.201
*lab*tch* 0.375 0.75 0.457
*lab*nch* 0.25 0.75 0.457
relative Natural Colour (NC)
*lab*lrj* 0.369 −0.749 0.0
*lab*tce* 0.375 0.75 0.5
*lab*ncE* 0.25 0.75 g00b

relative Inform. Technology (IT)
*olvi3** 0.0 0.0 0.0 (1.0)
*cmyn3** 1.0 1.0 1.0 (0.0)
*olvi4** 1.0 1.0 1.0 0.0
*cmyn4** 0.0 0.0 0.0 1.0
standard and *adapted* CIELAB
*LAB*LAB* 18.02 0.5 −0.46
*LAB*LABa* 18.02 0.0 0.0
*LAB*TCHa* 0.01 0.01 –
relative CIELAB *lab**
*lab*lab* 0.0 0.0 0.0
*lab*tch* 0.0 0.0 –
*lab*nch* 1.0 0.0 –
relative Natural Colour (NC)
*lab*lrj* 0.0 0.0 0.0
*lab*tce* 0.0 0.0 –
*lab*ncE* 1.0 0.0 –

TG540−7, 5 stufige Reihen für konstanten CIELAB Buntton 164/360 = 0.457 (links)

5 stufige Reihen für konstanten CIELAB Buntton 164/360 = 0.457 (rechts)

BAM-Prüfvorlage TG54; Farbmetrik-Systeme MRS18 & MRS18
D65: 2 Koordinaten-Daten von 5stufigen Farbreihen für 10 Buntton

input: *olv* setrgbcolor*
output: *olv* setrgbcolor / w* setgray*

Siehe ähnliche Dateien: http://www.ps.bam.de/TG54/
Technische Information: http://www.ps.bam.de Version 2.1, io=1,1, CIEXYZ

BAM-Registrierung: 20060101-TG54/10L/L54G09FP.PS/.PDF BAM-Material: Code=rha4ta
Anwendung für Beurteilung und Messung von Drucker– oder Monitorsystemen, Yr=2.5, XYZ

/TG54/ Form: 10/10,Serie: 1/1, Seite: 10 Sektenz hlung 10

Eingabe: Farbmetrisches Reflexions-System MRS18

für Buntton *h = lab*h = 271/360 = 0.754**
lab*tch* und *lab*nch

D65: Buntton B
LCH*Ma: 40 50 271
rgb*Ma: 0.0 0.37 1.0

Dreiecks-Helligkeit *t**

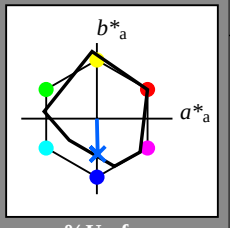

%Umfang
u^*_{rel} = 91

MRS18; adaptierte CIELAB-Daten

	$L^*=L^*_a$	a^*_a	b^*_a	$C^*_{ab,a}$	$h^*_{ab,a}$
R_{Ma}	49.63	66.96	38.37	77.18	30
J_{Ma}	90.7	−6.36	88.75	88.98	94
G_{Ma}	52.11	−69.73	9.44	70.37	172
$G50B_{Ma}$	45.03	−36.57	−28.47	46.36	218
B_{Ma}	36.65	23.19	−63.05	67.18	290
$B50R_{Ma}$	34.94	57.17	−44.26	72.31	322
N_{Ma}	18.01	0.0	0.0	0.0	0
W_{Ma}	95.41	0.0	0.0	0.0	0
R_{CIE}	39.92	58.66	26.98	64.56	25
J_{CIE}	81.26	−2.17	67.76	67.79	92
G_{CIE}	52.23	−42.26	11.75	43.87	164
B_{CIE}	30.57	1.15	−46.84	46.87	271

%Regularität
$g^*_{H,rel}$ = 41
$g^*_{C,rel}$ = 52

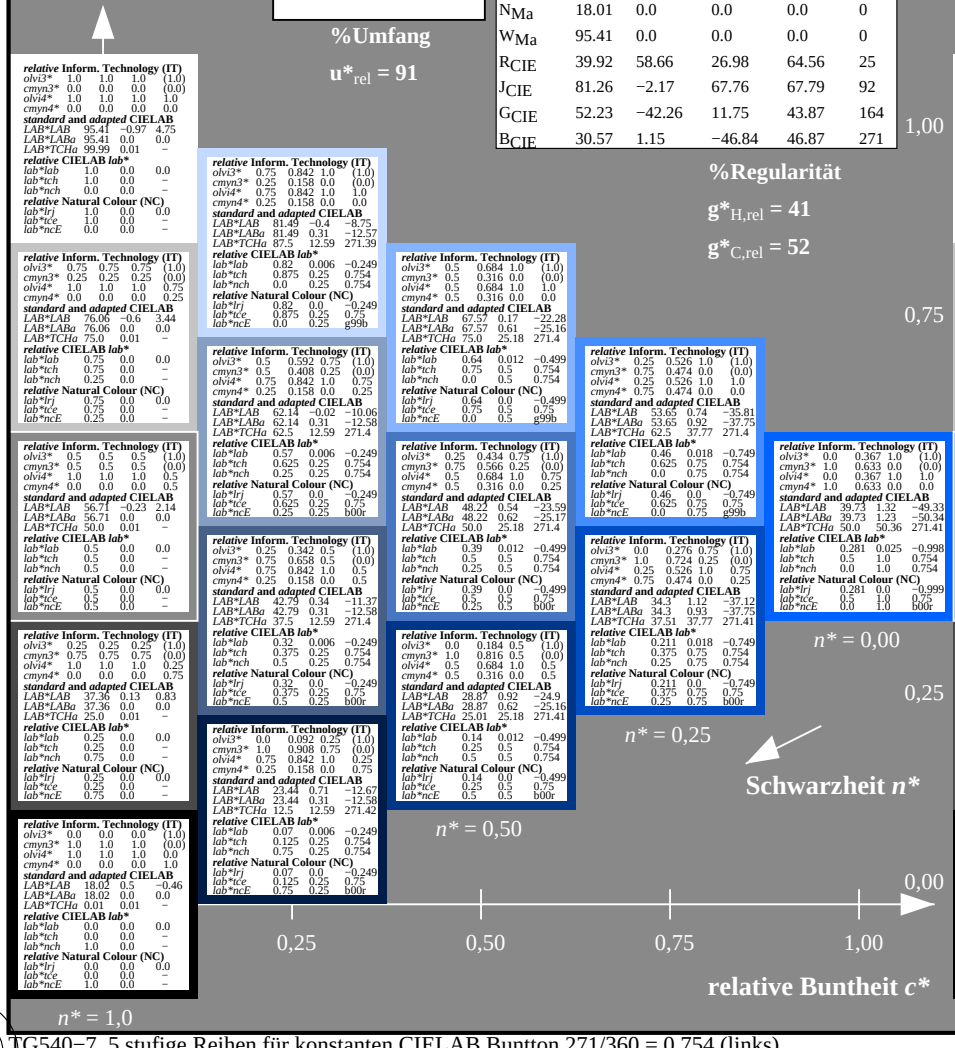

Ausgabe: Farbmetrisches Reflexions-System MRS18

für Buntton *h = lab*h = 271/360 = 0.754**
lab*tch* und *lab*nch

D65: Buntton B
LCH*Ma: 40 50 271
rgb*Ma: 0.0 0.37 1.0

Dreiecks-Helligkeit *t**

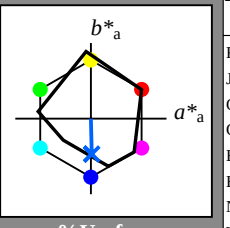

%Umfang
u^*_{rel} = 91

MRS18; adaptierte CIELAB-Daten

	$L^*=L^*_a$	a^*_a	b^*_a	$C^*_{ab,a}$	$h^*_{ab,a}$
R_{Ma}	49.63	66.96	38.37	77.18	30
J_{Ma}	90.7	−6.36	88.75	88.98	94
G_{Ma}	52.11	−69.73	9.44	70.37	172
$G50B_{Ma}$	45.03	−36.57	−28.47	46.36	218
B_{Ma}	36.65	23.19	−63.05	67.18	290
$B50R_{Ma}$	34.94	57.17	−44.26	72.31	322
N_{Ma}	18.01	0.0	0.0	0.0	0
W_{Ma}	95.41	0.0	0.0	0.0	0
R_{CIE}	39.92	58.66	26.98	64.56	25
J_{CIE}	81.26	−2.17	67.76	67.79	92
G_{CIE}	52.23	−42.26	11.75	43.87	164
B_{CIE}	30.57	1.15	−46.84	46.87	271

%Regularität
$g^*_{H,rel}$ = 41
$g^*_{C,rel}$ = 52

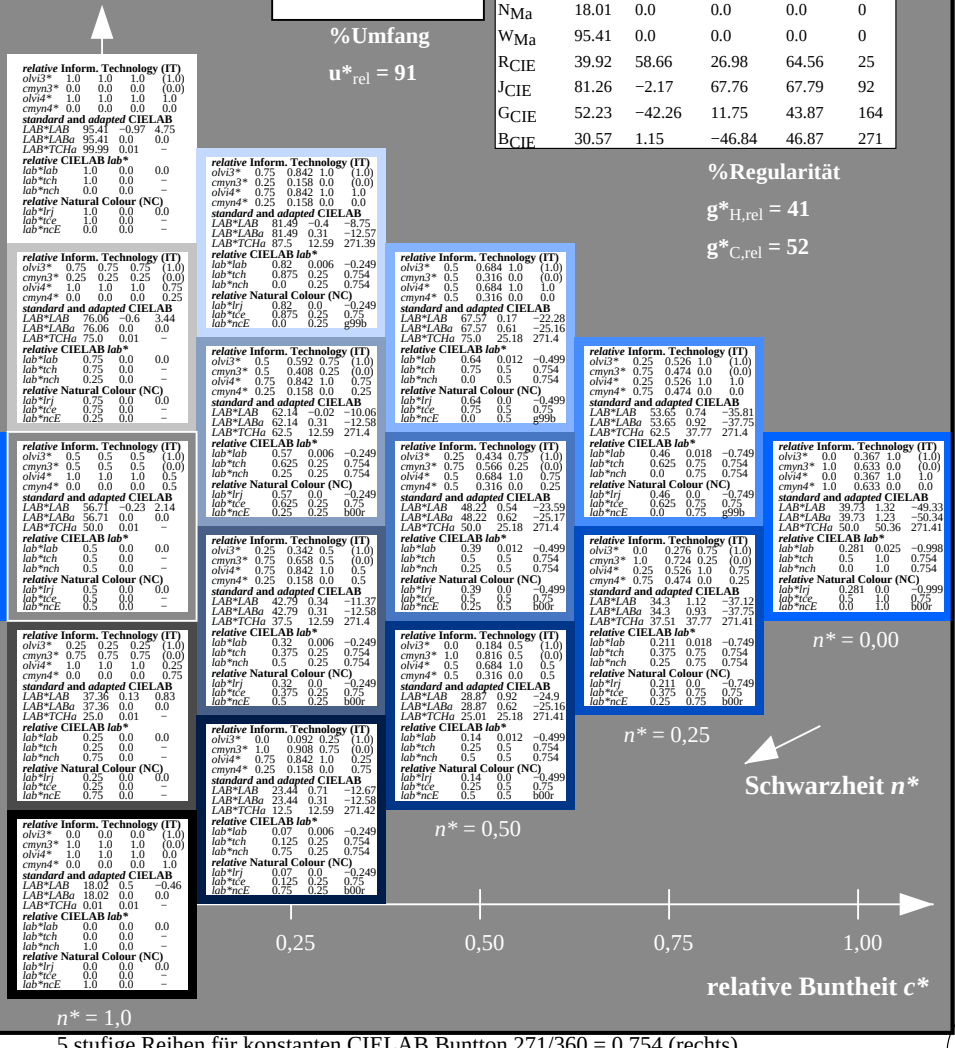

TG540−7, 5 stufige Reihen für konstanten CIELAB Buntton 271/360 = 0.754 (links) 5 stufige Reihen für konstanten CIELAB Buntton 271/360 = 0.754 (rechts)

BAM-Prüfvorlage TG54; Farbmetrik-Systeme MRS18 & MRS18 input: *olv* setrgbcolor*
D65: 2 Koordinaten-Daten von 5stufigen Farbreihen für 10 Buntton output: *olv* setrgbcolor / w* setgray*