Siehe ähnliche Dateien: http://www.ps.bam.de/TG54/
Technische Information: http://www.ps.bam.de Version 2.1, io=1,1?

BAM-Registrierung: 20060101-TG54/10Q/Q54G00SP.PS/.PDF BAM-Material: Code=rha4ta
Anwendung für Beurteilung und Messung von Drucker– oder Monitorsystemen
/TG54/ Form: 1/10, Serie: 1/1, Seite: 1 Seitenz hlung 1

Eingabe: Farbmetrisches Reflexions-System MRS18

für Buntton *h = lab*h = 30/360 = 0.083**
lab*tch* und *lab*nch

D65: Buntton R
LCH*Ma: 50 77 30
rgb*Ma: 1.0 0.0 0.0

Dreiecks-Helligkeit *t**

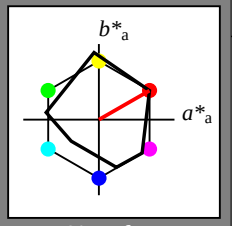

%Umfang

u*rel = 91

MRS18; adaptierte CIELAB-Daten

	L*=L*a	a*a	b*a	C*ab,a	h*ab,a
RMa	49.63	66.96	38.37	77.18	30
JMa	90.7	−6.36	88.75	88.98	94
GMa	52.11	−69.73	9.44	70.37	172
G50BMa	45.03	−36.57	−28.47	46.36	218
BMa	36.65	23.19	−63.05	67.18	290
B50RMa	34.94	57.17	−44.26	72.31	322
NMa	18.01	0.0	0.0	0.0	0
WMa	95.41	0.0	0.0	0.0	0
RCIE	39.92	58.66	26.98	64.56	25
JCIE	81.26	−2.17	67.76	67.79	92
GCIE	52.23	−42.26	11.75	43.87	164
BCIE	30.57	1.15	−46.84	46.87	271

%Regularität

g*H,rel = 41

g*C,rel = 52

1,00

0,75

0,25

0,00

n* = 0,00

n* = 0,25

n* = 0,50

n* = 1,0

Schwarzheit *n**

0,25 0,50 0,75 1,00

relative Buntheit *c**

relative Inform. Technology (IT)
olvi3* 1.0 0.0 0.0 (1.0)
cmyn3* 0.0 1.0 1.0 (0.0)
olvi4* 1.0 1.0 1.0 1.0
cmyn4* 0.0 0.0 0.0 0.0
standard and adapted CIELAB
LAB*LAB 95.41 −0.97 4.75
LAB*LABa 95.41 0.0 0.0
LAB*TCHa 99.99 0.01 –
relative CIELAB *lab**
lab*lab 1.0 0.0 0.0
lab*tch 1.0 0.0 –
lab*nch 0.0 0.0 –
relative Natural Colour (NC)
lab*lrj 1.0 0.0 0.0
lab*tce 1.0 0.0 –
lab*ncE 0.0 0.0 –

relative Inform. Technology (IT)
olvi3* 0.75 0.75 0.75 (1.0)
cmyn3* 0.25 0.25 0.25 (0.0)
olvi4* 1.0 1.0 1.0 0.75
cmyn4* 0.0 0.0 0.0 0.25
standard and adapted CIELAB
LAB*LAB 76.06 −0.6 3.44
LAB*LABa 76.06 0.0 0.0
LAB*TCHa 75.0 0.01 –
relative CIELAB *lab**
lab*lab 0.75 0.0 0.0
lab*tch 0.75 0.0 –
lab*nch 0.25 0.0 –
relative Natural Colour (NC)
lab*lrj 0.75 0.0 0.0
lab*tce 0.75 0.0 –
lab*ncE 0.25 0.0 –

relative Inform. Technology (IT)
olvi3* 0.5 0.5 0.5 (1.0)
cmyn3* 0.5 0.5 0.5 (0.0)
olvi4* 1.0 1.0 1.0 0.5
cmyn4* 0.0 0.0 0.0 0.5
standard and adapted CIELAB
LAB*LAB 56.71 −0.23 2.14
LAB*LABa 56.71 0.0 0.0
LAB*TCHa 50.0 0.01 –
relative CIELAB *lab**
lab*lab 0.5 0.0 0.0
lab*tch 0.5 0.0 –
lab*nch 0.5 0.0 –
relative Natural Colour (NC)
lab*lrj 0.5 0.0 0.0
lab*tce 0.5 0.0 –
lab*ncE 0.5 0.0 –

relative Inform. Technology (IT)
olvi3* 0.25 0.25 0.25 (1.0)
cmyn3* 0.75 0.75 0.75 (0.0)
olvi4* 1.0 1.0 1.0 0.25
cmyn4* 0.0 0.0 0.0 0.75
standard and adapted CIELAB
LAB*LAB 37.36 0.13 0.83
LAB*LABa 37.36 0.0 0.0
LAB*TCHa 25.0 0.01 –
relative CIELAB *lab**
lab*lab 0.25 0.0 0.0
lab*tch 0.25 0.0 –
lab*nch 0.75 0.0 –
relative Natural Colour (NC)
lab*lrj 0.25 0.0 0.0
lab*tce 0.25 0.0 –
lab*ncE 0.75 0.0 –

relative Inform. Technology (IT)
olvi3* 0.0 0.0 0.0 (1.0)
cmyn3* 1.0 1.0 1.0 (0.0)
olvi4* 1.0 1.0 1.0 0.0
cmyn4* 0.0 0.0 0.0 1.0
standard and adapted CIELAB
LAB*LAB 18.02 0.5 −0.46
LAB*LABa 18.02 0.0 0.0
LAB*TCHa 0.01 0.01 –
relative CIELAB *lab**
lab*lab 0.0 0.0 0.0
lab*tch 0.0 0.0 –
lab*nch 1.0 0.0 –
relative Natural Colour (NC)
lab*lrj 0.0 0.0 0.0
lab*tce 0.0 0.0 –
lab*ncE 1.0 0.0 –

relative Inform. Technology (IT)
olvi3* 1.0 0.75 0.75 (1.0)
cmyn3* 0.0 0.25 0.25 (0.0)
olvi4* 1.0 0.75 0.75 1.0
cmyn4* 0.0 0.25 0.25 0.0
standard and adapted CIELAB
LAB*LAB 83.96 15.97 13.58
LAB*LABa 83.96 16.73 9.59
LAB*TCHa 87.5 19.29 29.82
relative CIELAB *lab**
lab*lab 0.852 0.217 0.124
lab*tch 0.875 0.25 0.083
lab*nch 0.0 0.25 0.083
relative Natural Colour (NC)
lab*lrj 0.852 0.248 0.03
lab*tce 0.875 0.25 0.019
lab*ncE 0.0 0.25 r07j

relative Inform. Technology (IT)
olvi3* 0.75 0.5 0.5 (1.0)
cmyn3* 0.25 0.5 0.5 (0.0)
olvi4* 1.0 0.75 0.75 0.75
cmyn4* 0.0 0.25 0.25 0.25
standard and adapted CIELAB
LAB*LAB 64.61 16.35 12.27
LAB*LABa 64.61 16.74 9.59
LAB*TCHa 62.5 19.29 29.82
relative CIELAB *lab**
lab*lab 0.602 0.217 0.124
lab*tch 0.625 0.25 0.083
lab*nch 0.25 0.25 0.083
relative Natural Colour (NC)
lab*lrj 0.602 0.248 0.03
lab*tce 0.625 0.25 0.019
lab*ncE 0.25 0.25 r07j

relative Inform. Technology (IT)
olvi3* 0.5 0.25 0.25 (1.0)
cmyn3* 0.5 0.75 0.75 (0.0)
olvi4* 1.0 0.75 0.75 0.5
cmyn4* 0.0 0.25 0.25 0.5
standard and adapted CIELAB
LAB*LAB 45.26 16.72 10.97
LAB*LABa 45.26 16.74 9.59
LAB*TCHa 37.5 19.29 29.82
relative CIELAB *lab**
lab*lab 0.352 0.217 0.124
lab*tch 0.375 0.25 0.083
lab*nch 0.5 0.25 0.083
relative Natural Colour (NC)
lab*lrj 0.352 0.248 0.03
lab*tce 0.375 0.25 0.019
lab*ncE 0.5 0.25 r07j

relative Inform. Technology (IT)
olvi3* 0.25 0.0 0.0 (1.0)
cmyn3* 0.75 1.0 1.0 (0.0)
olvi4* 1.0 0.75 0.75 0.25
cmyn4* 0.0 0.25 0.25 0.75
standard and adapted CIELAB
LAB*LAB 25.92 17.08 9.66
LAB*LABa 25.92 16.73 9.59
LAB*TCHa 12.5 19.29 29.82
relative CIELAB *lab**
lab*lab 0.102 0.217 0.124
lab*tch 0.125 0.25 0.083
lab*nch 0.75 0.25 0.083
relative Natural Colour (NC)
lab*lrj 0.102 0.248 0.03
lab*tce 0.125 0.25 0.019
lab*ncE 0.75 0.25 r07j

relative Inform. Technology (IT)
olvi3* 1.0 0.5 0.5 (1.0)
cmyn3* 0.0 0.5 0.5 (0.0)
olvi4* 1.0 0.5 0.5 1.0
cmyn4* 0.0 0.5 0.5 0.0
standard and adapted CIELAB
LAB*LAB 72.52 32.93 22.4
LAB*LABa 72.52 33.47 19.18
LAB*TCHa 75.0 38.58 29.82
relative CIELAB *lab**
lab*lab 0.704 0.434 0.249
lab*tch 0.75 0.5 0.083
lab*nch 0.0 0.5 0.083
relative Natural Colour (NC)
lab*lrj 0.704 0.496 0.06
lab*tce 0.75 0.5 0.019
lab*ncE 0.0 0.5 r07j

relative Inform. Technology (IT)
olvi3* 0.75 0.25 0.25 (1.0)
cmyn3* 0.25 0.75 0.75 (0.0)
olvi4* 1.0 0.5 0.5 0.75
cmyn4* 0.0 0.5 0.5 0.25
standard and adapted CIELAB
LAB*LAB 53.17 33.31 21.09
LAB*LABa 53.17 33.48 19.19
LAB*TCHa 50.0 38.59 29.82
relative CIELAB *lab**
lab*lab 0.454 0.434 0.249
lab*tch 0.5 0.5 0.083
lab*nch 0.25 0.5 0.083
relative Natural Colour (NC)
lab*lrj 0.454 0.496 0.06
lab*tce 0.5 0.5 0.019
lab*ncE 0.25 0.5 r07j

relative Inform. Technology (IT)
olvi3* 0.5 0.0 0.0 (1.0)
cmyn3* 0.5 1.0 1.0 (0.0)
olvi4* 1.0 0.5 0.5 0.5
cmyn4* 0.0 0.5 0.5 0.5
standard and adapted CIELAB
LAB*LAB 33.82 33.67 19.79
LAB*LABa 33.82 33.47 19.18
LAB*TCHa 25.01 38.58 29.82
relative CIELAB *lab**
lab*lab 0.204 0.434 0.249
lab*tch 0.25 0.5 0.083
lab*nch 0.5 0.5 0.083
relative Natural Colour (NC)
lab*lrj 0.204 0.496 0.06
lab*tce 0.25 0.5 0.019
lab*ncE 0.5 0.5 r07j

relative Inform. Technology (IT)
olvi3* 1.0 0.0 0.0 (1.0)
cmyn3* 0.0 1.0 1.0 (0.0)
olvi4* 1.0 0.0 1.0 1.0
cmyn4* 0.0 1.0 1.0 0.0
standard and adapted CIELAB
LAB*LAB 49.63 66.84 40.03
LAB*LABa 49.63 66.95 38.36
LAB*TCHa 50.0 77.16 29.82
relative CIELAB *lab**
lab*lab 0.409 0.867 0.497
lab*tch 0.5 1.0 0.083
lab*nch 0.0 1.0 0.083
relative Natural Colour (NC)
lab*lrj 0.409 0.993 0.119
lab*tce 0.5 1.0 0.019
lab*ncE 0.0 1.0 r07j

relative Inform. Technology (IT)
olvi3* 0.5 0.5 0.5 (1.0)
cmyn3* 0.25 0.75 0.75 (0.0)
olvi4* 1.0 0.5 0.5 0.75
cmyn4* 0.0 0.5 0.5 0.25
standard and adapted CIELAB
LAB*LAB 53.17 33.31 21.09
LAB*LABa 53.17 33.48 19.19
LAB*TCHa 50.0 38.59 29.82
relative CIELAB *lab**
lab*lab 0.454 0.434 0.249
lab*tch 0.5 0.5 0.083
lab*nch 0.25 0.5 0.083
relative Natural Colour (NC)
lab*lrj 0.454 0.496 0.06
lab*tce 0.5 0.5 0.019
lab*ncE 0.25 0.5 r07j

relative Inform. Technology (IT)
olvi3* 0.75 0.0 0.0 (1.0)
cmyn3* 0.25 1.0 1.0 (0.0)
olvi4* 1.0 0.25 0.25 0.75
cmyn4* 0.0 0.75 0.75 0.25
standard and adapted CIELAB
LAB*LAB 41.73 50.26 29.91
LAB*LABa 41.73 50.21 28.78
LAB*TCHa 37.51 57.87 29.82
relative CIELAB *lab**
lab*lab 0.306 0.651 0.373
lab*tch 0.375 0.75 0.083
lab*nch 0.25 0.75 0.083
relative Natural Colour (NC)
lab*lrj 0.306 0.745 0.09
lab*tce 0.375 0.75 0.019
lab*ncE 0.25 0.75 r07j

relative Inform. Technology (IT)
olvi3* 1.0 0.25 0.25 (1.0)
cmyn3* 0.0 0.75 0.75 (0.0)
olvi4* 1.0 0.25 0.25 1.0
cmyn4* 0.0 0.75 0.75 0.0
standard and adapted CIELAB
LAB*LAB 61.07 49.89 31.22
LAB*LABa 61.07 50.21 28.78
LAB*TCHa 62.5 57.87 29.82
relative CIELAB *lab**
lab*lab 0.556 0.651 0.373
lab*tch 0.625 0.75 0.083
lab*nch 0.0 0.75 0.083
relative Natural Colour (NC)
lab*lrj 0.556 0.745 0.09
lab*tce 0.625 0.75 0.019
lab*ncE 0.0 0.75 r07j

relative Inform. Technology (IT)
olvi3* 1.0 0.0 0.0 (1.0)
cmyn3* 0.0 1.0 1.0 (0.0)
olvi4* 1.0 0.0 1.0 1.0
cmyn4* 0.0 1.0 1.0 0.0
standard and adapted CIELAB
LAB*LAB 49.63 66.84 40.03
LAB*LABa 49.63 66.95 38.36
LAB*TCHa 50.0 77.16 29.82
relative CIELAB *lab**
lab*lab 0.409 0.867 0.497
lab*tch 0.5 1.0 0.083
lab*nch 0.0 1.0 0.083
relative Natural Colour (NC)
lab*lrj 0.409 0.993 0.119
lab*tce 0.5 1.0 0.019
lab*ncE 0.0 1.0 r07j

relative Inform. Technology (IT)
olvi3* 0.75 0.0 0.0 (1.0)
cmyn3* 0.25 1.0 1.0 (0.0)
olvi4* 1.0 0.25 0.25 0.75
cmyn4* 0.0 0.75 0.75 0.25
standard and adapted CIELAB
LAB*LAB 41.73 50.26 29.91
LAB*LABa 41.73 50.21 28.78
LAB*TCHa 37.51 57.87 29.82
relative CIELAB *lab**
lab*lab 0.306 0.651 0.373
lab*tch 0.375 0.75 0.083
lab*nch 0.25 0.75 0.083
relative Natural Colour (NC)
lab*lrj 0.306 0.745 0.09
lab*tce 0.375 0.75 0.019
lab*ncE 0.25 0.75 r07j

relative Inform. Technology (IT)
olvi3* 0.0 0.0 0.0 (1.0)
cmyn3* 1.0 1.0 1.0 (0.0)
olvi4* 1.0 1.0 1.0 1.0
cmyn4* 0.0 0.0 0.0 1.0
standard and adapted CIELAB
LAB*LAB 18.02 0.5 −0.46
LAB*LABa 18.02 0.0 0.0
LAB*TCHa 0.01 0.01 –
relative CIELAB *lab**
lab*lab 0.0 0.0 0.0
lab*tch 0.0 0.0 –
lab*nch 1.0 0.0 –
relative Natural Colour (NC)
lab*lrj 0.0 0.0 0.0
lab*tce 0.0 0.0 –
lab*ncE 1.0 0.0 –

Ausgabe: Farbmetrisches Reflexions-System MRS18

für Buntton *h = lab*h = 30/360 = 0.083**
lab*tch* und *lab*nch

D65: Buntton R
LCH*Ma: 50 77 30
rgb*Ma: 1.0 0.0 0.0

Dreiecks-Helligkeit *t**

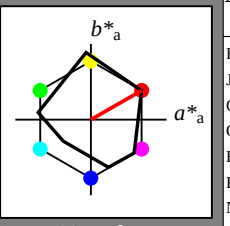

%Umfang

u*rel = 91

MRS18; adaptierte CIELAB-Daten

	L*=L*a	a*a	b*a	C*ab,a	h*ab,a
RMa	49.63	66.96	38.37	77.18	30
JMa	90.7	−6.36	88.75	88.98	94
GMa	52.11	−69.73	9.44	70.37	172
G50BMa	45.03	−36.57	−28.47	46.36	218
BMa	36.65	23.19	−63.05	67.18	290
B50RMa	34.94	57.17	−44.26	72.31	322
NMa	18.01	0.0	0.0	0.0	0
WMa	95.41	0.0	0.0	0.0	0
RCIE	39.92	58.66	26.98	64.56	25
JCIE	81.26	−2.17	67.76	67.79	92
GCIE	52.23	−42.26	11.75	43.87	164
BCIE	30.57	1.15	−46.84	46.87	271

%Regularität

g*H,rel = 41

g*C,rel = 52

n* = 0,25

n* = 0,50

n* = 1,0

Schwarzheit *n**

0,25 0,50 0,75 1,00

relative Buntheit *c**

TG540−7, 5 stufige Reihen für konstanten CIELAB Buntton 30/360 = 0.083 (links)

5 stufige Reihen für konstanten CIELAB Buntton 30/360 = 0.083 (rechts)

Siehe ähnliche Dateien: http://www.ps.bam.de/TG54/
Technische Information: http://www.ps.bam.de Version 2.1, io=1,1?

BAM-Registrierung: 20060101-TG54/10Q/Q54G01SP.PS/.PDF BAM-Material: Code=rha4ta
Anwendung für Beurteilung und Messung von Drucker– oder Monitorsystemen
/TG54/ Form: 2/10, Serie: 1/1, Seite: 2 Sattenz hlung 2

Eingabe: Farbmetrisches Reflexions-System MRS18

für Buntton *h = lab*h = 94/360 = 0.261**
lab*tch* und *lab*nch

D65: Buntton J
LCH*Ma: 91 89 94
rgb*Ma: 1.0 1.0 0.0

Dreiecks-Helligkeit *t**

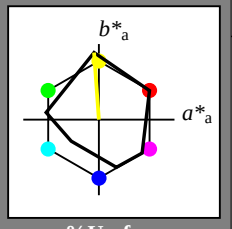

%Umfang

u*rel = 91

MRS18; adaptierte CIELAB-Daten

	$L^*=L^*_a$	a^*_a	b^*_a	$C^*_{ab,a}$	$h^*_{ab,a}$
R_{Ma}	49.63	66.96	38.37	77.18	30
J_{Ma}	90.7	−6.36	88.75	88.98	94
G_{Ma}	52.11	−69.73	9.44	70.37	172
$G50B_{Ma}$	45.03	−36.57	−28.47	46.36	218
B_{Ma}	36.65	23.19	−63.05	67.18	290
$B50R_{Ma}$	34.94	57.17	−44.26	72.31	322
N_{Ma}	18.01	0.0	0.0	0.0	0
W_{Ma}	95.41	0.0	0.0	0.0	0
R_{CIE}	39.92	58.66	26.98	64.56	25
J_{CIE}	81.26	−2.17	67.76	67.79	92
G_{CIE}	52.23	−42.26	11.75	43.87	164
B_{CIE}	30.57	1.15	−46.84	46.87	271

%Regularität

g*H,rel = 41

g*C,rel = 52

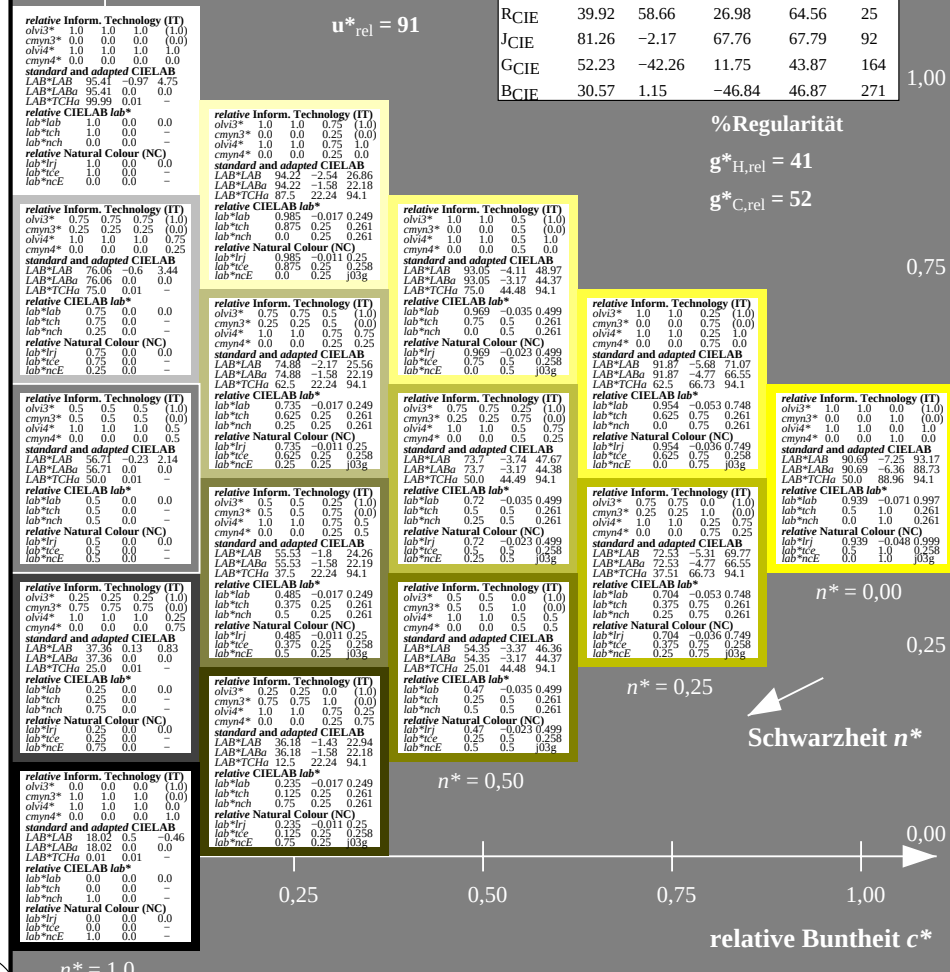

TG540−7, 5 stufige Reihen für konstanten CIELAB Buntton 94/360 = 0.261 (links)

Ausgabe: Farbmetrisches Reflexions-System MRS18

für Buntton *h = lab*h = 94/360 = 0.261**
lab*tch* und *lab*nch

D65: Buntton J
LCH*Ma: 91 89 94
rgb*Ma: 1.0 1.0 0.0

Dreiecks-Helligkeit *t**

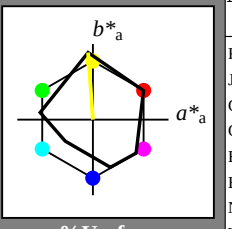

%Umfang

u*rel = 91

MRS18; adaptierte CIELAB-Daten

	$L^*=L^*_a$	a^*_a	b^*_a	$C^*_{ab,a}$	$h^*_{ab,a}$
R_{Ma}	49.63	66.96	38.37	77.18	30
J_{Ma}	90.7	−6.36	88.75	88.98	94
G_{Ma}	52.11	−69.73	9.44	70.37	172
$G50B_{Ma}$	45.03	−36.57	−28.47	46.36	218
B_{Ma}	36.65	23.19	−63.05	67.18	290
$B50R_{Ma}$	34.94	57.17	−44.26	72.31	322
N_{Ma}	18.01	0.0	0.0	0.0	0
W_{Ma}	95.41	0.0	0.0	0.0	0
R_{CIE}	39.92	58.66	26.98	64.56	25
J_{CIE}	81.26	−2.17	67.76	67.79	92
G_{CIE}	52.23	−42.26	11.75	43.87	164
B_{CIE}	30.57	1.15	−46.84	46.87	271

%Regularität

g*H,rel = 41

g*C,rel = 52

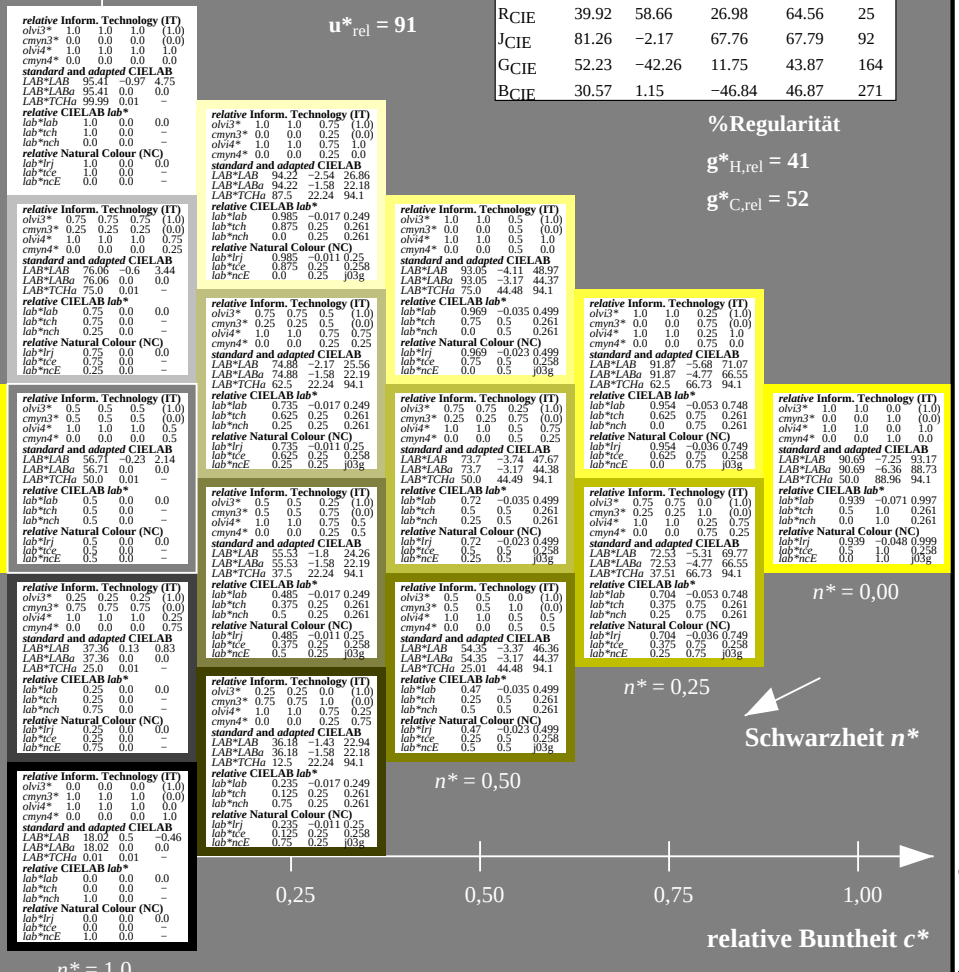

5 stufige Reihen für konstanten CIELAB Buntton 94/360 = 0.261 (rechts)

Siehe ähnliche Dateien: http://www.ps.bam.de/TG54/
Technische Information: http://www.ps.bam.de Version 2.1, io=1,1?

BAM-Registrierung: 20060101-TG54/10Q/Q54G02SP.PS/.PDF BAM-Material: Code=rha4ta
Anwendung für Beurteilung und Messung von Drucker– oder Monitorsystemen
/TG54/ Form: 3/10, Serie: 1/1, Seite: 3 Sattelstreifen 3

Eingabe: Farbmetrisches Reflexions-System MRS18

für Buntton *h = lab*h = 172/360 = 0.479**
lab*tch* und *lab*nch

D65: Buntton G
LCH*Ma: 52 70 172
rgb*Ma: 0.0 1.0 0.0

Dreiecks-Helligkeit *t**

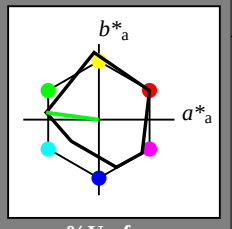

%Umfang
u*rel = 91

MRS18; adaptierte CIELAB-Daten

	L*=L*a	a*a	b*a	C*ab,a	h*ab,a
RMa	49.63	66.96	38.37	77.18	30
JMa	90.7	−6.36	88.75	88.98	94
GMa	52.11	−69.73	9.44	70.37	172
G50BMa	45.03	−36.57	−28.47	46.36	218
BMa	36.65	23.19	−63.05	67.18	290
B50RMa	34.94	57.17	−44.26	72.31	322
NMa	18.01	0.0	0.0	0.0	0
WMa	95.41	0.0	0.0	0.0	0
RCIE	39.92	58.66	26.98	64.56	25
JCIE	81.26	−2.17	67.76	67.79	92
GCIE	52.23	−42.26	11.75	43.87	164
BCIE	30.57	1.15	−46.84	46.87	271

%Regularität
g*H,rel = 41
g*C,rel = 52

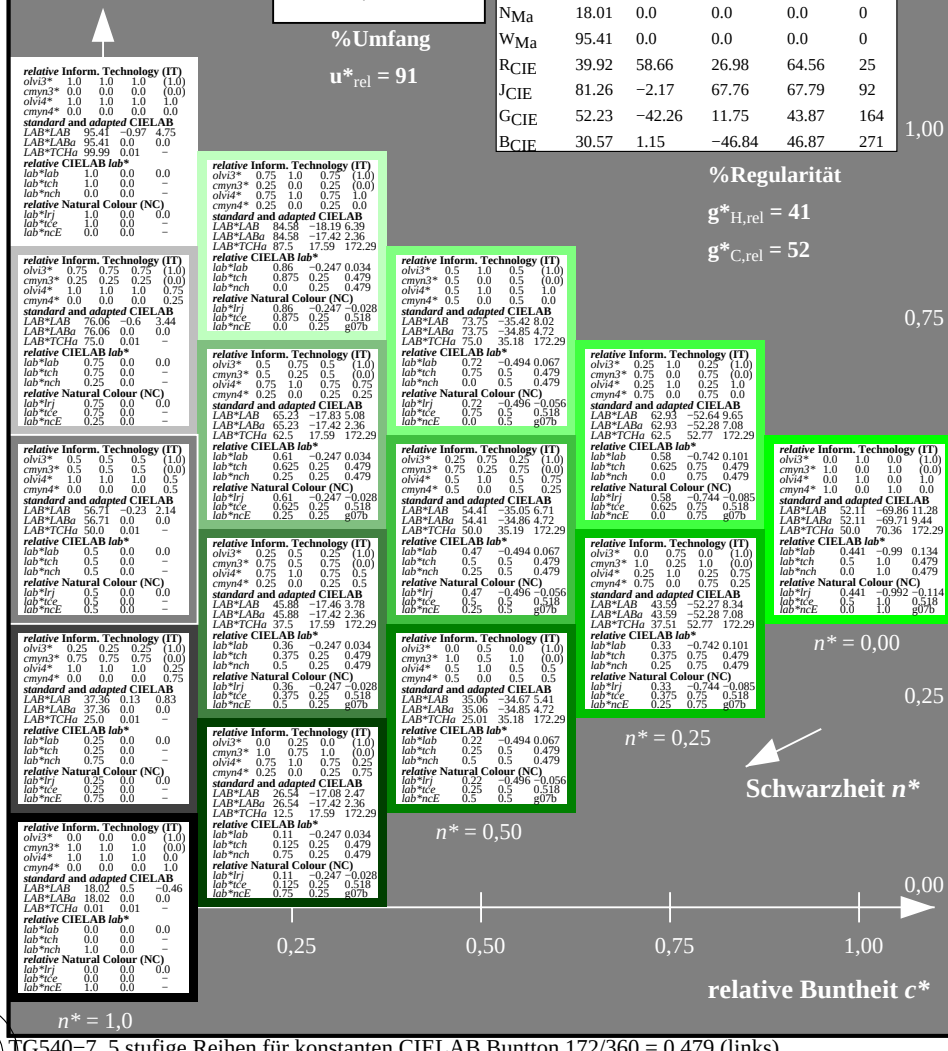

TG540−7, 5 stufige Reihen für konstanten CIELAB Buntton 172/360 = 0.479 (links)

Ausgabe: Farbmetrisches Reflexions-System MRS18

für Buntton *h = lab*h = 172/360 = 0.479**
lab*tch* und *lab*nch

D65: Buntton G
LCH*Ma: 52 70 172
rgb*Ma: 0.0 1.0 0.0

Dreiecks-Helligkeit *t**

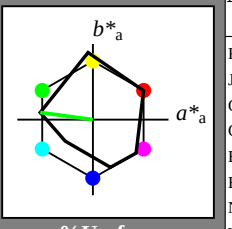

%Umfang
u*rel = 91

MRS18; adaptierte CIELAB-Daten

	L*=L*a	a*a	b*a	C*ab,a	h*ab,a
RMa	49.63	66.96	38.37	77.18	30
JMa	90.7	−6.36	88.75	88.98	94
GMa	52.11	−69.73	9.44	70.37	172
G50BMa	45.03	−36.57	−28.47	46.36	218
BMa	36.65	23.19	−63.05	67.18	290
B50RMa	34.94	57.17	−44.26	72.31	322
NMa	18.01	0.0	0.0	0.0	0
WMa	95.41	0.0	0.0	0.0	0
RCIE	39.92	58.66	26.98	64.56	25
JCIE	81.26	−2.17	67.76	67.79	92
GCIE	52.23	−42.26	11.75	43.87	164
BCIE	30.57	1.15	−46.84	46.87	271

%Regularität
g*H,rel = 41
g*C,rel = 52

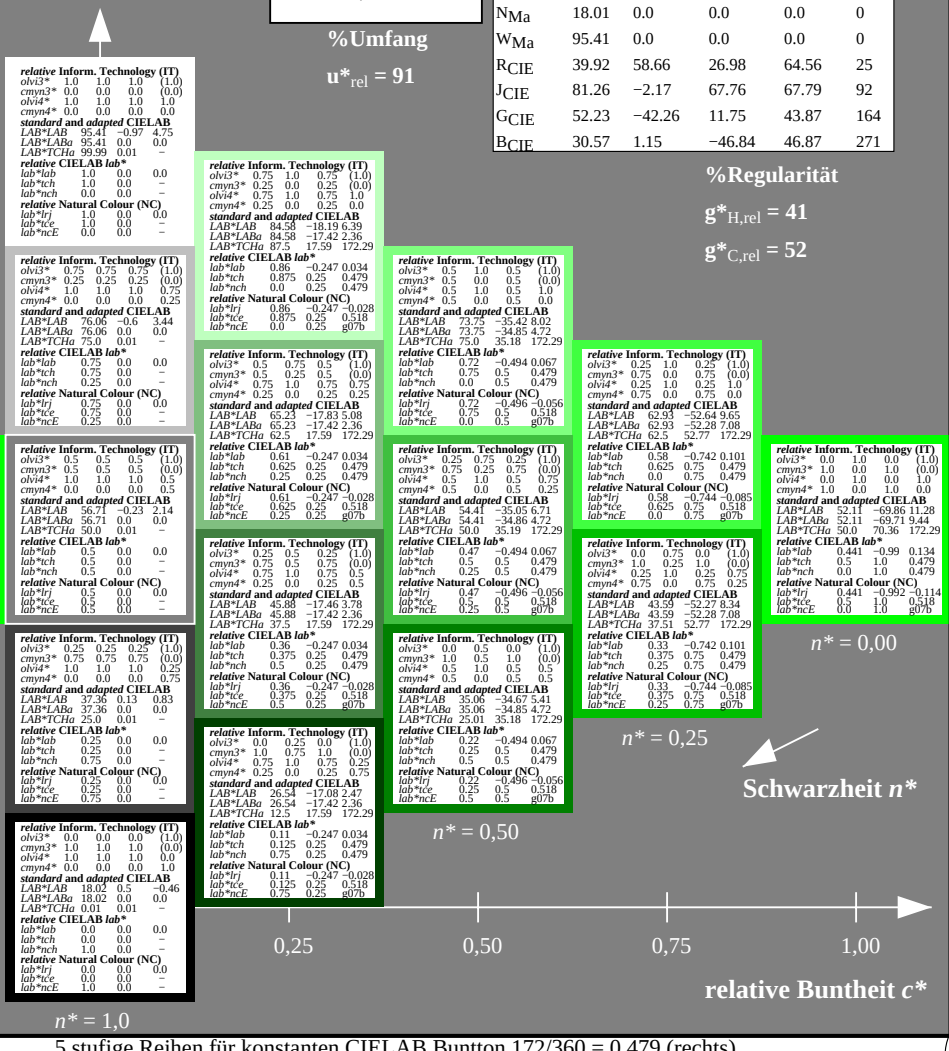

5 stufige Reihen für konstanten CIELAB Buntton 172/360 = 0.479 (rechts)

Siehe ähnliche Dateien: http://www.ps.bam.de/TG54/
Technische Information: http://www.ps.bam.de Version 2.1, io=1,1?

BAM-Registrierung: 20060101-TG54/10Q/Q54G03SP.PS/.PDF BAM-Material: Code=rha4ta
Anwendung für Beurteilung und Messung von Drucker– oder Monitorsystemen
/TG54/ Form: 4/10, Serie: 1/1, Seite: 4 Seitenz hlung 4

Eingabe: Farbmetrisches Reflexions-System MRS18

für Buntton *h* = lab*h = 218/360 = 0.605*
lab*tch* und *lab*nch

D65: Buntton G50B
LCH*Ma: 45 46 218
rgb*Ma: 0.0 1.0 1.0

Dreiecks-Helligkeit *t**

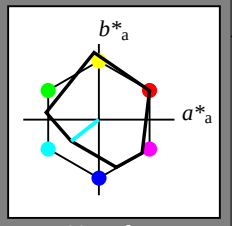

%Umfang

u^*_{rel} = 91

MRS18; adaptierte CIELAB-Daten

	$L^*=L^*_a$	a^*_a	b^*_a	$C^*_{ab,a}$	$h^*_{ab,a}$
R_{Ma}	49.63	66.96	38.37	77.18	30
J_{Ma}	90.7	−6.36	88.75	88.98	94
G_{Ma}	52.11	−69.73	9.44	70.37	172
$G50B_{Ma}$	45.03	−36.57	−28.47	46.36	218
B_{Ma}	36.65	23.19	−63.05	67.18	290
$B50R_{Ma}$	34.94	57.17	−44.26	72.31	322
N_{Ma}	18.01	0.0	0.0	0.0	0
W_{Ma}	95.41	0.0	0.0	0.0	0
R_{CIE}	39.92	58.66	26.98	64.56	25
J_{CIE}	81.26	−2.17	67.76	67.79	92
G_{CIE}	52.23	−42.26	11.75	43.87	164
B_{CIE}	30.57	1.15	−46.84	46.87	271

%Regularität

$g^*_{H,rel}$ = 41

$g^*_{C,rel}$ = 52

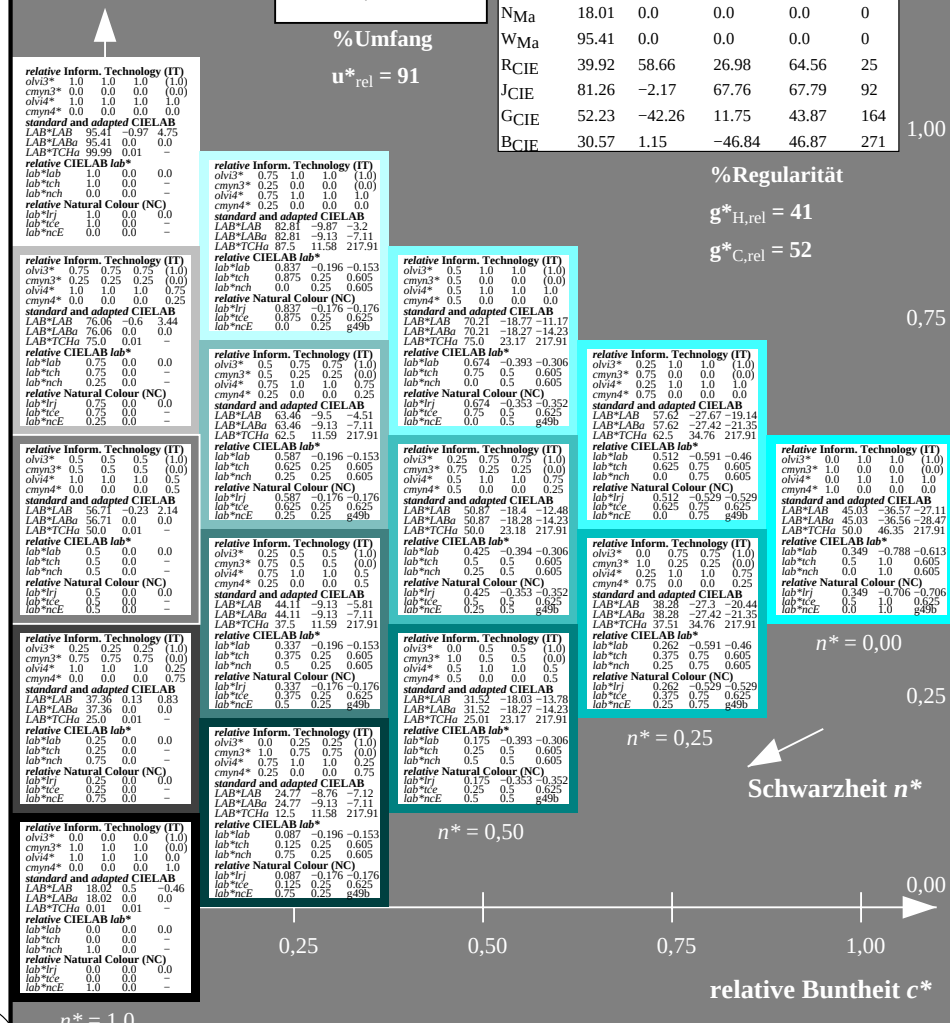

Ausgabe: Farbmetrisches Reflexions-System MRS18

für Buntton *h* = lab*h = 218/360 = 0.605*
lab*tch* und *lab*nch

D65: Buntton G50B
LCH*Ma: 45 46 218
rgb*Ma: 0.0 1.0 1.0

Dreiecks-Helligkeit *t**

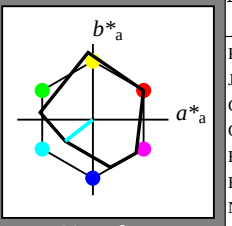

%Umfang

u^*_{rel} = 91

MRS18; adaptierte CIELAB-Daten

	$L^*=L^*_a$	a^*_a	b^*_a	$C^*_{ab,a}$	$h^*_{ab,a}$
R_{Ma}	49.63	66.96	38.37	77.18	30
J_{Ma}	90.7	−6.36	88.75	88.98	94
G_{Ma}	52.11	−69.73	9.44	70.37	172
$G50B_{Ma}$	45.03	−36.57	−28.47	46.36	218
B_{Ma}	36.65	23.19	−63.05	67.18	290
$B50R_{Ma}$	34.94	57.17	−44.26	72.31	322
N_{Ma}	18.01	0.0	0.0	0.0	0
W_{Ma}	95.41	0.0	0.0	0.0	0
R_{CIE}	39.92	58.66	26.98	64.56	25
J_{CIE}	81.26	−2.17	67.76	67.79	92
G_{CIE}	52.23	−42.26	11.75	43.87	164
B_{CIE}	30.57	1.15	−46.84	46.87	271

%Regularität

$g^*_{H,rel}$ = 41

$g^*_{C,rel}$ = 52

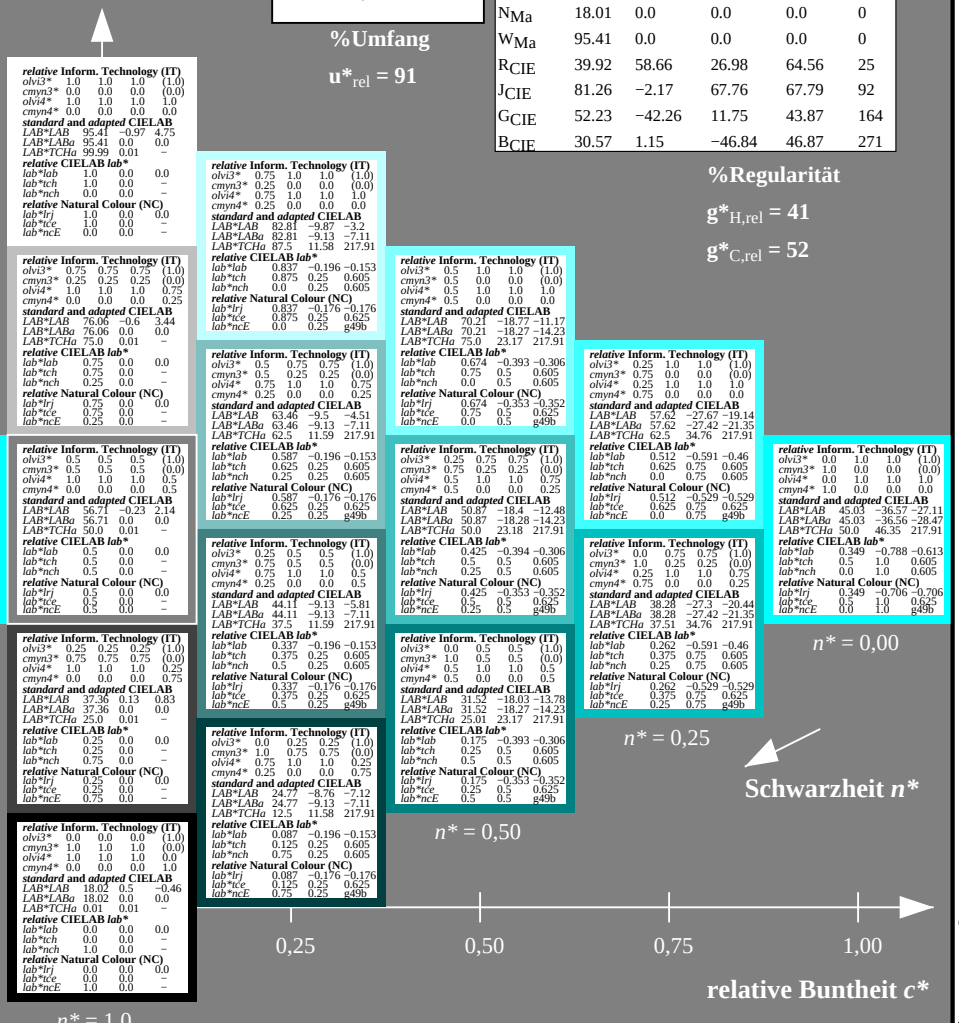

TG540−7, 5 stufige Reihen für konstanten CIELAB Buntton 218/360 = 0.605 (links)

5 stufige Reihen für konstanten CIELAB Buntton 218/360 = 0.605 (rechts)

Siehe ähnliche Dateien: http://www.ps.bam.de/TG54/
Technische Information: http://www.ps.bam.de Version 2.1, io=1,1?

BAM-Registrierung: 20060101-TG54/10Q/Q54G04SP.PS/.PDF BAM-Material: Code=rha4ta
Anwendung für Beurteilung und Messung von Drucker– oder Monitorsystemen
/TG54/ Form: 5/10, Serie: 1/1, Seite: 5 Sattelnz hlung 5

Eingabe: Farbmetrisches Reflexions-System MRS18

für Buntton *h* = lab*h = 290/360 = 0.806*
lab*tch* und *lab*nch

D65: Buntton B
LCH*Ma: 37 67 290
rgb*Ma: 0.0 0.0 1.0

Dreiecks-Helligkeit *t**

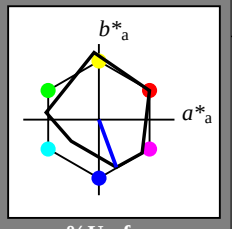

%Umfang
u^*_{rel} = 91

MRS18; adaptierte CIELAB-Daten

	$L^*=L^*_a$	a^*_a	b^*_a	$C^*_{ab,a}$	$h^*_{ab,a}$
R_{Ma}	49.63	66.96	38.37	77.18	30
J_{Ma}	90.7	−6.36	88.75	88.98	94
G_{Ma}	52.11	−69.73	9.44	70.37	172
$G50B_{Ma}$	45.03	−36.57	−28.47	46.36	218
B_{Ma}	36.65	23.19	−63.05	67.18	290
$B50R_{Ma}$	34.94	57.17	−44.26	72.31	322
N_{Ma}	18.01	0.0	0.0	0.0	0
W_{Ma}	95.41	0.0	0.0	0.0	0
R_{CIE}	39.92	58.66	26.98	64.56	25
J_{CIE}	81.26	−2.17	67.76	67.79	92
G_{CIE}	52.23	−42.26	11.75	43.87	164
B_{CIE}	30.57	1.15	−46.84	46.87	271

%Regularität
$g^*_{H,rel}$ = 41
$g^*_{C,rel}$ = 52

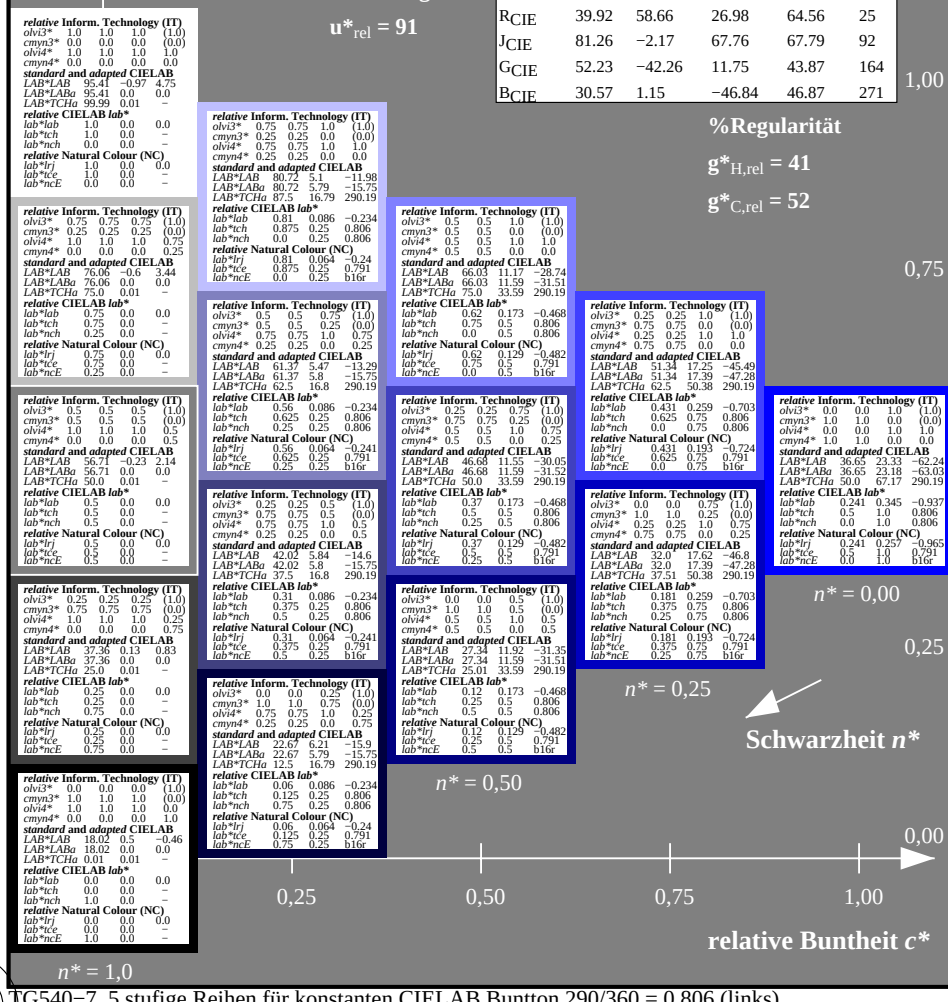

TG540−7, 5 stufige Reihen für konstanten CIELAB Buntton 290/360 = 0.806 (links)

Ausgabe: Farbmetrisches Reflexions-System MRS18

für Buntton *h* = lab*h = 290/360 = 0.806*
lab*tch* und *lab*nch

D65: Buntton B
LCH*Ma: 37 67 290
rgb*Ma: 0.0 0.0 1.0

Dreiecks-Helligkeit *t**

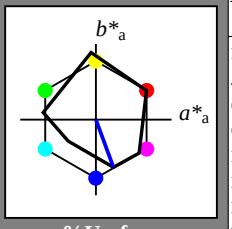

%Umfang
u^*_{rel} = 91

MRS18; adaptierte CIELAB-Daten

	$L^*=L^*_a$	a^*_a	b^*_a	$C^*_{ab,a}$	$h^*_{ab,a}$
R_{Ma}	49.63	66.96	38.37	77.18	30
J_{Ma}	90.7	−6.36	88.75	88.98	94
G_{Ma}	52.11	−69.73	9.44	70.37	172
$G50B_{Ma}$	45.03	−36.57	−28.47	46.36	218
B_{Ma}	36.65	23.19	−63.05	67.18	290
$B50R_{Ma}$	34.94	57.17	−44.26	72.31	322
N_{Ma}	18.01	0.0	0.0	0.0	0
W_{Ma}	95.41	0.0	0.0	0.0	0
R_{CIE}	39.92	58.66	26.98	64.56	25
J_{CIE}	81.26	−2.17	67.76	67.79	92
G_{CIE}	52.23	−42.26	11.75	43.87	164
B_{CIE}	30.57	1.15	−46.84	46.87	271

%Regularität
$g^*_{H,rel}$ = 41
$g^*_{C,rel}$ = 52

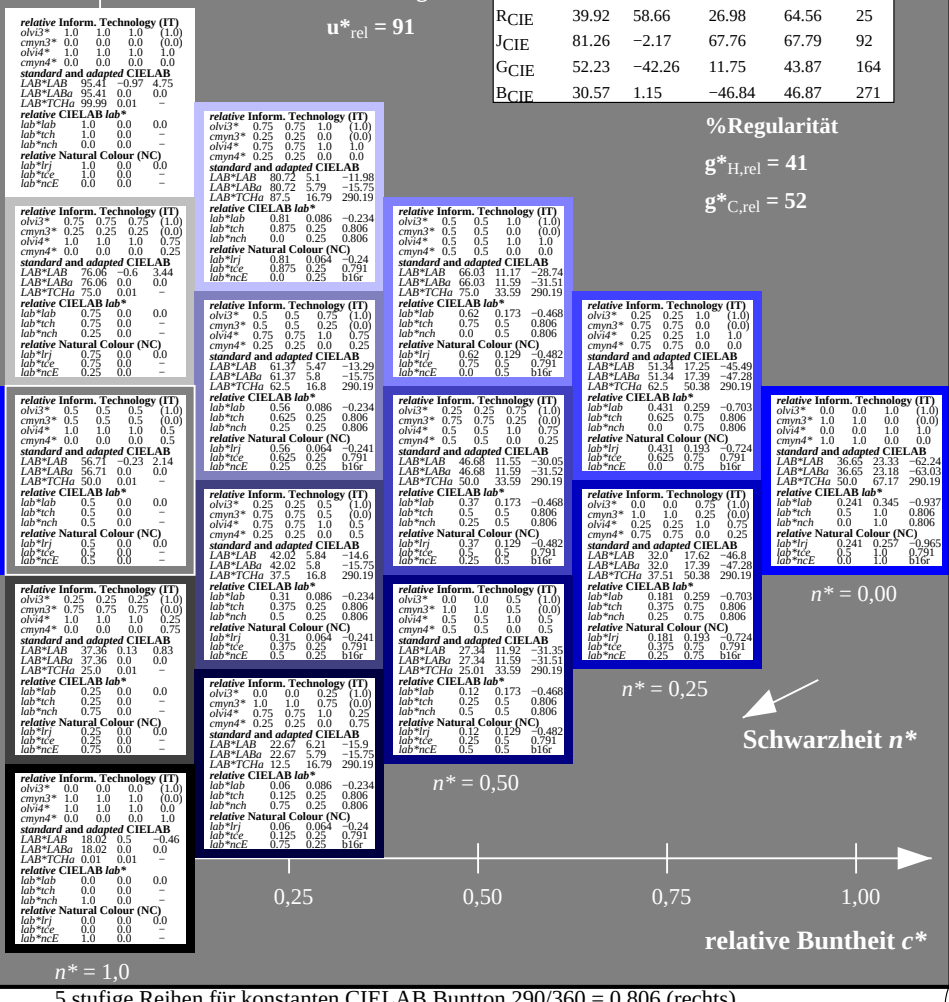

5 stufige Reihen für konstanten CIELAB Buntton 290/360 = 0.806 (rechts)

Siehe ähnliche Dateien: http://www.ps.bam.de/TG54/
Technische Information: http://www.ps.bam.de Version 2.1, io=1,1?

BAM-Registrierung: 20060101-TG54/10Q/Q54G05SP.PS/.PDF BAM-Material: Code=rha4ta
Anwendung für Beurteilung und Messung von Drucker– oder Monitorsystemen
/TG54/ Form: 6/10, Serie: 1/1, Seite: 6 Sattelstreifen 6

Eingabe: Farbmetrisches Reflexions-System MRS18

für Buntton *h* = lab*h = 322/360 = 0.895*
lab*tch* und *lab*nch

D65: Buntton B50R
LCH*Ma: 35 72 322
rgb*Ma: 1.0 0.0 1.0

Dreiecks-Helligkeit *t**

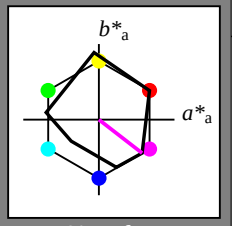

%Umfang

u^*_{rel} = 91

MRS18; adaptierte CIELAB-Daten

	$L^*=L^*_a$	a^*_a	b^*_a	$C^*_{ab,a}$	$h^*_{ab,a}$
R_{Ma}	49.63	66.96	38.37	77.18	30
J_{Ma}	90.7	−6.36	88.75	88.98	94
G_{Ma}	52.11	−69.73	9.44	70.37	172
$G50B_{Ma}$	45.03	−36.57	−28.47	46.36	218
B_{Ma}	36.65	23.19	−63.05	67.18	290
$B50R_{Ma}$	34.94	57.17	−44.26	72.31	322
N_{Ma}	18.01	0.0	0.0	0.0	0
W_{Ma}	95.41	0.0	0.0	0.0	0
R_{CIE}	39.92	58.66	26.98	64.56	25
J_{CIE}	81.26	−2.17	67.76	67.79	92
G_{CIE}	52.23	−42.26	11.75	43.87	164
B_{CIE}	30.57	1.15	−46.84	46.87	271

%Regularität

$g^*_{H,rel}$ = 41

$g^*_{C,rel}$ = 52

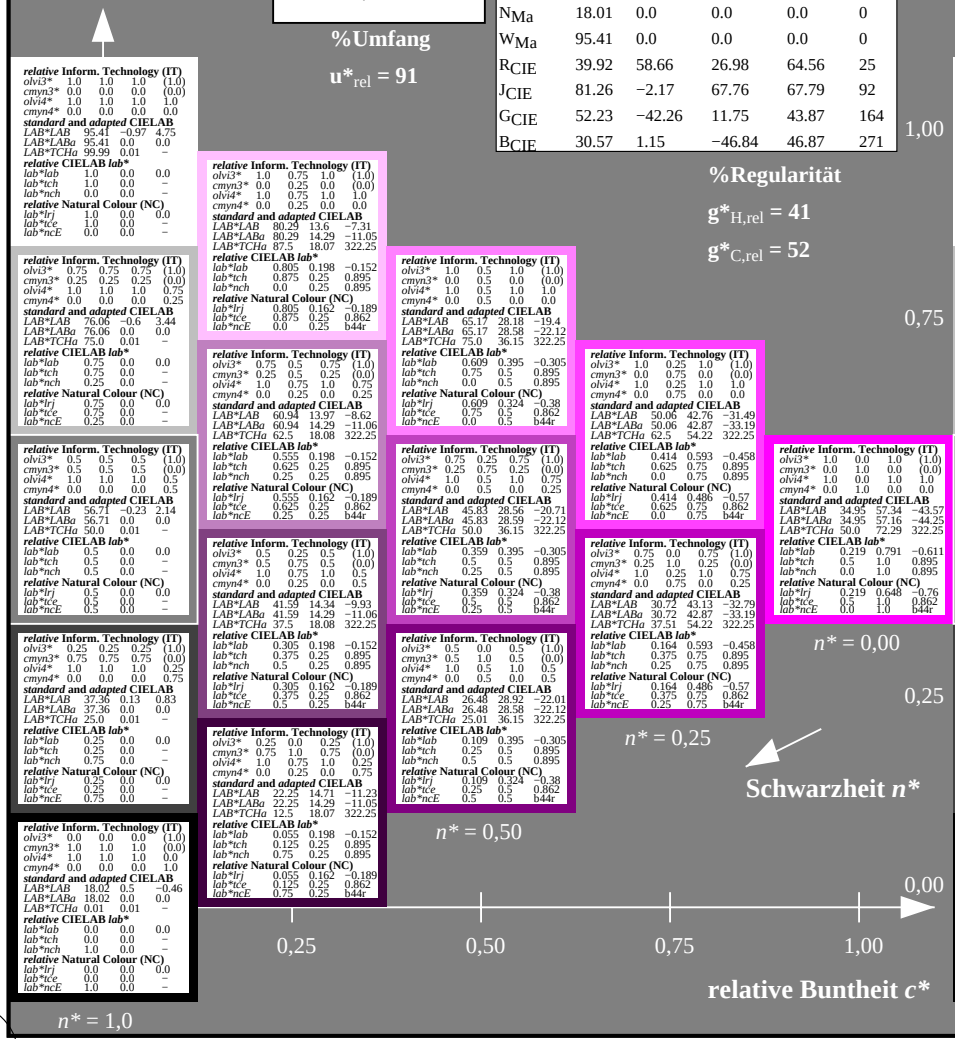

TG540−7, 5 stufige Reihen für konstanten CIELAB Buntton 322/360 = 0.895 (links)

Ausgabe: Farbmetrisches Reflexions-System MRS18

für Buntton *h* = lab*h = 322/360 = 0.895*
lab*tch* und *lab*nch

D65: Buntton B50R
LCH*Ma: 35 72 322
rgb*Ma: 1.0 0.0 1.0

Dreiecks-Helligkeit *t**

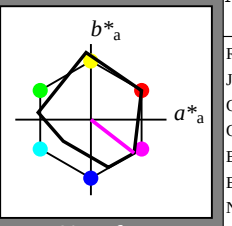

%Umfang

u^*_{rel} = 91

MRS18; adaptierte CIELAB-Daten

	$L^*=L^*_a$	a^*_a	b^*_a	$C^*_{ab,a}$	$h^*_{ab,a}$
R_{Ma}	49.63	66.96	38.37	77.18	30
J_{Ma}	90.7	−6.36	88.75	88.98	94
G_{Ma}	52.11	−69.73	9.44	70.37	172
$G50B_{Ma}$	45.03	−36.57	−28.47	46.36	218
B_{Ma}	36.65	23.19	−63.05	67.18	290
$B50R_{Ma}$	34.94	57.17	−44.26	72.31	322
N_{Ma}	18.01	0.0	0.0	0.0	0
W_{Ma}	95.41	0.0	0.0	0.0	0
R_{CIE}	39.92	58.66	26.98	64.56	25
J_{CIE}	81.26	−2.17	67.76	67.79	92
G_{CIE}	52.23	−42.26	11.75	43.87	164
B_{CIE}	30.57	1.15	−46.84	46.87	271

%Regularität

$g^*_{H,rel}$ = 41

$g^*_{C,rel}$ = 52

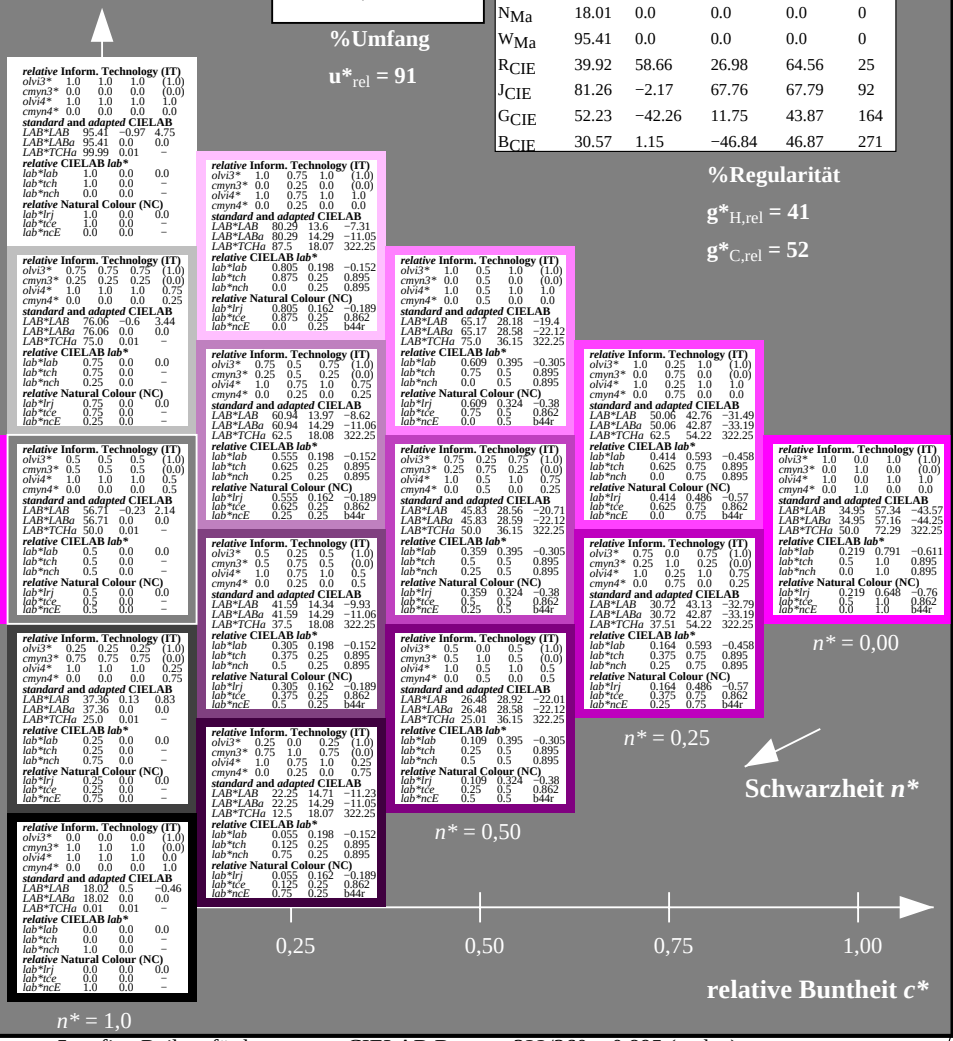

5 stufige Reihen für konstanten CIELAB Buntton 322/360 = 0.895 (rechts)

www.ps.bam.de/TG54/10Q/Q54G06SP.PS/.PDF;
S: Ausgabe-Linearisierung (OL-Daten) TG54/10Q/Q54G06SP.DAT im Distiller Startup (S) Directory

Siehe ähnliche Dateien: http://www.ps.bam.de/TG54/
Technische Information: http://www.ps.bam.de Version 2.1, io=1,1?

BAM-Registrierung: 20060101-TG54/10Q/Q54G06SP.PS/.PDF BAM-Material: Code=rha4ta
Anwendung für Beurteilung und Messung von Drucker– oder Monitorsystemen
/TG54/ Form: 7/10, Serie: 1/1, Seite: 7 Sattelstreifen 7

Eingabe: Farbmetrisches Reflexions-System MRS18

für Buntton *h = lab*h = 25/360 = 0.069**
lab*tch* und *lab*nch

D65: Buntton R
LCH*Ma: 48 73 25
rgb*Ma: 1.0 0.0 0.1

Dreiecks-Helligkeit *t**

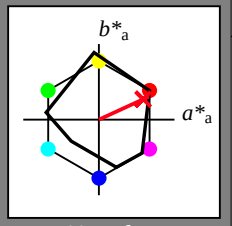

%Umfang

u^*_{rel} = 91

MRS18; adaptierte CIELAB-Daten

	$L^*=L^*_a$	a^*_a	b^*_a	$C^*_{ab,a}$	$h^*_{ab,a}$
R_{Ma}	49.63	66.96	38.37	77.18	30
J_{Ma}	90.7	−6.36	88.75	88.98	94
G_{Ma}	52.11	−69.73	9.44	70.37	172
$G50B_{Ma}$	45.03	−36.57	−28.47	46.36	218
B_{Ma}	36.65	23.19	−63.05	67.18	290
$B50R_{Ma}$	34.94	57.17	−44.26	72.31	322
N_{Ma}	18.01	0.0	0.0	0.0	0
W_{Ma}	95.41	0.0	0.0	0.0	0
R_{CIE}	39.92	58.66	26.98	64.56	25
J_{CIE}	81.26	−2.17	67.76	67.79	92
G_{CIE}	52.23	−42.26	11.75	43.87	164
B_{CIE}	30.57	1.15	−46.84	46.87	271

%Regularität

$g^*_{H,rel}$ = 41

$g^*_{C,rel}$ = 52

1,00

0,75

0,25

0,00

*n** = 0,00

*n** = 0,25

*n** = 0,50

*n** = 1,0

Schwarzheit *n**

0,25 0,50 0,75 1,00

relative Buntheit *c**

relative Inform. Technology (IT)
*olvi3** 1.0 1.0 1.0 (1.0)
*cmyn3** 0.0 0.0 0.0 (0.0)
*olvi4** 1.0 1.0 1.0 1.0
*cmyn4** 0.0 0.0 0.0 0.0
***standard* and *adapted* CIELAB**
*LAB*LAB* 95.41 −0.97 4.75
*LAB*LABa* 95.41 0.0 0.0
*LAB*TCHa* 99.99 0.01 –
relative* CIELAB *lab*
*lab*lab* 1.0 0.0 0.0
*lab*tch* 1.0 0.0 –
*lab*nch* 0.0 0.0 –
***relative* Natural Colour (NC)**
*lab*lrj* 1.0 0.0 0.0
*lab*tce* 1.0 0.0 –
*lab*ncE* 0.0 0.0 –

relative Inform. Technology (IT)
*olvi3** 0.75 0.75 0.75 (1.0)
*cmyn3** 0.25 0.25 0.25 (0.0)
*olvi4** 1.0 1.0 1.0 0.75
*cmyn4** 0.0 0.0 0.0 0.25
***standard* and *adapted* CIELAB**
*LAB*LAB* 76.06 −0.6 3.44
*LAB*LABa* 76.06 0.0 0.0
*LAB*TCHa* 75.0 0.01 –
relative* CIELAB *lab*
*lab*lab* 0.75 0.0 0.0
*lab*tch* 0.75 0.0 –
*lab*nch* 0.25 0.0 –
***relative* Natural Colour (NC)**
*lab*lrj* 0.75 0.0 0.0
*lab*tce* 0.75 0.0 –
*lab*ncE* 0.25 0.0 –

relative Inform. Technology (IT)
*olvi3** 0.5 0.5 0.5 (1.0)
*cmyn3** 0.5 0.5 0.5 (0.0)
*olvi4** 1.0 1.0 1.0 0.5
*cmyn4** 0.0 0.0 0.0 0.5
***standard* and *adapted* CIELAB**
*LAB*LAB* 56.71 −0.23 2.14
*LAB*LABa* 56.71 0.0 0.0
*LAB*TCHa* 50.0 0.01 –
relative* CIELAB *lab*
*lab*lab* 0.5 0.0 0.0
*lab*tch* 0.5 0.0 –
*lab*nch* 0.5 0.0 –
***relative* Natural Colour (NC)**
*lab*lrj* 0.5 0.0 0.0
*lab*tce* 0.5 0.0 –
*lab*ncE* 0.5 0.0 –

relative Inform. Technology (IT)
*olvi3** 0.25 0.25 0.25 (1.0)
*cmyn3** 0.75 0.75 0.75 (0.0)
*olvi4** 1.0 1.0 1.0 0.25
*cmyn4** 0.0 0.0 0.0 0.75
***standard* and *adapted* CIELAB**
*LAB*LAB* 37.36 0.13 0.83
*LAB*LABa* 37.36 0.0 0.0
*LAB*TCHa* 25.0 0.01 –
relative* CIELAB *lab*
*lab*lab* 0.25 0.0 0.0
*lab*tch* 0.25 0.0 –
*lab*nch* 0.75 0.0 –
***relative* Natural Colour (NC)**
*lab*lrj* 0.25 0.0 0.0
*lab*tce* 0.25 0.0 –
*lab*ncE* 0.75 0.0 –

relative Inform. Technology (IT)
*olvi3** 0.0 0.0 0.0 (1.0)
*cmyn3** 1.0 1.0 1.0 (0.0)
*olvi4** 1.0 1.0 1.0 0.0
*cmyn4** 0.0 0.0 0.0 1.0
***standard* and *adapted* CIELAB**
*LAB*LAB* 18.02 0.5 −0.46
*LAB*LABa* 18.02 0.0 0.0
*LAB*TCHa* 0.01 0.01 –
relative* CIELAB *lab*
*lab*lab* 0.0 0.0 0.0
*lab*tch* 0.0 0.0 –
*lab*nch* 1.0 0.0 –
***relative* Natural Colour (NC)**
*lab*lrj* 0.0 0.0 0.0
*lab*tce* 0.0 0.0 –
*lab*ncE* 1.0 0.0 –

relative Inform. Technology (IT)
*olvi3** 1.0 0.75 0.774 (1.0)
*cmyn3** 0.0 0.25 0.226 (0.0)
*olvi4** 1.0 0.75 0.774 1.0
*cmyn4** 0.0 0.25 0.226 0.0
***standard* and *adapted* CIELAB**
*LAB*LAB* 83.6 15.74 11.55
*LAB*LABa* 83.6 16.5 7.59
*LAB*TCHa* 87.5 18.16 24.69
relative* CIELAB *lab*
*lab*lab* 0.847 0.227 0.104
*lab*tch* 0.875 0.25 0.069
*lab*nch* 0.0 0.25 0.069
***relative* Natural Colour (NC)**
*lab*lrj* 0.847 0.25 0.0
*lab*tce* 0.875 0.25 1.0
*lab*ncE* 0.0 0.25 b99r

relative Inform. Technology (IT)
*olvi3** 0.75 0.5 0.524 (1.0)
*cmyn3** 0.25 0.5 0.476 (0.0)
*olvi4** 1.0 0.75 0.774 0.75
*cmyn4** 0.0 0.25 0.226 0.25
***standard* and *adapted* CIELAB**
*LAB*LAB* 64.26 16.12 10.25
*LAB*LABa* 64.26 16.5 7.59
*LAB*TCHa* 62.5 18.16 24.7
relative* CIELAB *lab*
*lab*lab* 0.598 0.227 0.104
*lab*tch* 0.625 0.25 0.069
*lab*nch* 0.25 0.25 0.069
***relative* Natural Colour (NC)**
*lab*lrj* 0.598 0.25 0.0
*lab*tce* 0.625 0.25 1.0
*lab*ncE* 0.25 0.25 b99r

relative Inform. Technology (IT)
*olvi3** 0.5 0.25 0.274 (1.0)
*cmyn3** 0.5 0.75 0.726 (0.0)
*olvi4** 1.0 0.75 0.774 0.5
*cmyn4** 0.0 0.25 0.226 0.5
***standard* and *adapted* CIELAB**
*LAB*LAB* 44.91 16.49 8.94
*LAB*LABa* 44.91 16.5 7.59
*LAB*TCHa* 37.5 18.16 24.7
relative* CIELAB *lab*
*lab*lab* 0.348 0.227 0.104
*lab*tch* 0.375 0.25 0.069
*lab*nch* 0.5 0.25 0.069
***relative* Natural Colour (NC)**
*lab*lrj* 0.348 0.25 0.0
*lab*tce* 0.375 0.25 1.0
*lab*ncE* 0.5 0.25 b99r

relative Inform. Technology (IT)
*olvi3** 0.25 0.0 0.024 (1.0)
*cmyn3** 0.75 1.0 0.976 (0.0)
*olvi4** 1.0 0.75 0.774 0.25
*cmyn4** 0.0 0.25 0.226 0.75
***standard* and *adapted* CIELAB**
*LAB*LAB* 25.56 16.86 7.64
*LAB*LABa* 25.56 16.5 7.59
*LAB*TCHa* 12.5 18.16 24.72
relative* CIELAB *lab*
*lab*lab* 0.098 0.227 0.104
*lab*tch* 0.125 0.25 0.069
*lab*nch* 0.75 0.25 0.069
***relative* Natural Colour (NC)**
*lab*lrj* 0.098 0.25 0.0
*lab*tce* 0.125 0.25 0.0
*lab*ncE* 0.75 0.25 r00j

relative Inform. Technology (IT)
*olvi3** 1.0 0.5 0.548 (1.0)
*cmyn3** 0.0 0.5 0.452 (0.0)
*olvi4** 1.0 0.5 0.549 1.0
*cmyn4** 0.0 0.5 0.451 0.0
***standard* and *adapted* CIELAB**
*LAB*LAB* 71.8 32.47 18.34
*LAB*LABa* 71.8 33.0 15.17
*LAB*TCHa* 75.0 36.32 24.7
relative* CIELAB *lab*
*lab*lab* 0.695 0.454 0.209
*lab*tch* 0.75 0.5 0.069
*lab*nch* 0.0 0.5 0.069
***relative* Natural Colour (NC)**
*lab*lrj* 0.695 0.5 0.0
*lab*tce* 0.75 0.5 1.0
*lab*ncE* 0.0 0.5 b99r

relative Inform. Technology (IT)
*olvi3** 0.75 0.25 0.298 (1.0)
*cmyn3** 0.25 0.75 0.702 (0.0)
*olvi4** 1.0 0.5 0.548 0.75
*cmyn4** 0.0 0.5 0.452 0.25
***standard* and *adapted* CIELAB**
*LAB*LAB* 52.46 32.85 17.04
*LAB*LABa* 52.46 33.01 15.18
*LAB*TCHa* 50.0 36.33 24.7
relative* CIELAB *lab*
*lab*lab* 0.445 0.454 0.209
*lab*tch* 0.5 0.5 0.069
*lab*nch* 0.25 0.5 0.069
***relative* Natural Colour (NC)**
*lab*lrj* 0.445 0.5 0.0
*lab*tce* 0.5 0.5 1.0
*lab*ncE* 0.25 0.5 b99r

relative Inform. Technology (IT)
*olvi3** 0.5 0.0 0.048 (1.0)
*cmyn3** 0.5 1.0 0.952 (0.0)
*olvi4** 1.0 0.5 0.548 0.5
*cmyn4** 0.0 0.5 0.452 0.5
***standard* and *adapted* CIELAB**
*LAB*LAB* 33.11 33.21 15.74
*LAB*LABa* 33.11 33.0 15.18
*LAB*TCHa* 25.01 36.33 24.71
relative* CIELAB *lab*
*lab*lab* 0.195 0.454 0.209
*lab*tch* 0.25 0.5 0.069
*lab*nch* 0.5 0.5 0.069
***relative* Natural Colour (NC)**
*lab*lrj* 0.195 0.5 0.0
*lab*tce* 0.25 0.5 0.0
*lab*ncE* 0.5 0.5 r00j

relative Inform. Technology (IT)
*olvi3** 1.0 0.0 0.097 (1.0)
*cmyn3** 0.0 1.0 0.903 (0.0)
*olvi4** 1.0 0.0 0.097 1.0
*cmyn4** 0.0 1.0 0.903 0.0
***standard* and *adapted* CIELAB**
*LAB*LAB* 48.21 65.92 31.93
*LAB*LABa* 48.21 66.0 30.36
*LAB*TCHa* 50.0 72.65 24.7
relative* CIELAB *lab*
*lab*lab* 0.39 0.908 0.418
*lab*tch* 0.5 1.0 0.069
*lab*nch* 0.0 1.0 0.069
***relative* Natural Colour (NC)**
*lab*lrj* 0.39 1.0 0.0
*lab*tce* 0.5 1.0 0.0
*lab*ncE* 0.0 1.0 r00j

relative Inform. Technology (IT)
*olvi3** 0.75 0.0 0.073 (1.0)
*cmyn3** 0.25 1.0 0.927 (0.0)
*olvi4** 1.0 0.25 0.323 0.75
*cmyn4** 0.0 0.75 0.677 0.25
***standard* and *adapted* CIELAB**
*LAB*LAB* 40.66 49.57 23.84
*LAB*LABa* 40.66 49.5 22.77
*LAB*TCHa* 37.51 54.49 24.7
relative* CIELAB *lab*
*lab*lab* 0.293 0.681 0.313
*lab*tch* 0.375 0.75 0.069
*lab*nch* 0.25 0.75 0.069
***relative* Natural Colour (NC)**
*lab*lrj* 0.293 0.75 0.0
*lab*tce* 0.375 0.75 0.0
*lab*ncE* 0.25 0.75 r00j

relative Inform. Technology (IT)
*olvi3** 1.0 0.25 0.323 (1.0)
*cmyn3** 0.0 0.75 0.677 (0.0)
*olvi4** 1.0 0.25 0.323 1.0
*cmyn4** 0.0 0.75 0.677 0.0
***standard* and *adapted* CIELAB**
*LAB*LAB* 60.0 49.2 25.13
*LAB*LABa* 60.0 49.5 22.76
*LAB*TCHa* 62.5 54.49 24.7
relative* CIELAB *lab*
*lab*lab* 0.543 0.681 0.313
*lab*tch* 0.625 0.75 0.069
*lab*nch* 0.0 0.75 0.069
***relative* Natural Colour (NC)**
*lab*lrj* 0.543 0.75 0.0
*lab*tce* 0.625 0.75 1.0
*lab*ncE* 0.0 0.75 b99r

relative Inform. Technology (IT)
*olvi3** 0.5 0.5 0.5 (1.0)
*cmyn3** 0.5 0.5 0.5 (0.0)
*olvi4** 1.0 1.0 1.0 0.5
*cmyn4** 0.0 0.0 0.0 0.5
***standard* and *adapted* CIELAB**
*LAB*LAB* 56.71 −0.23 2.14
*LAB*LABa* 56.71 0.0 0.0
*LAB*TCHa* 50.0 0.01 –
relative* CIELAB *lab*
*lab*lab* 0.5 0.0 0.0
*lab*tch* 0.5 0.0 –
*lab*nch* 0.5 0.0 –
***relative* Natural Colour (NC)**
*lab*lrj* 0.5 0.0 0.0
*lab*tce* 0.5 0.0 –
*lab*ncE* 0.5 0.0 –

relative Inform. Technology (IT)
*olvi3** 0.25 0.25 0.25 (1.0)
*cmyn3** 0.75 0.75 0.75 (0.0)
*olvi4** 1.0 1.0 1.0 0.25
*cmyn4** 0.0 0.0 0.0 0.75
***standard* and *adapted* CIELAB**
*LAB*LAB* 37.36 0.13 0.83
*LAB*LABa* 37.36 0.0 0.0
*LAB*TCHa* 25.0 0.01 –
relative* CIELAB *lab*
*lab*lab* 0.25 0.0 0.0
*lab*tch* 0.25 0.0 –
*lab*nch* 0.75 0.0 –
***relative* Natural Colour (NC)**
*lab*lrj* 0.25 0.0 0.0
*lab*tce* 0.25 0.0 –
*lab*ncE* 0.75 0.0 –

relative Inform. Technology (IT)
*olvi3** 0.0 0.0 0.0 (1.0)
*cmyn3** 1.0 1.0 1.0 (0.0)
*olvi4** 1.0 1.0 1.0 0.0
*cmyn4** 0.0 0.0 0.0 1.0
***standard* and *adapted* CIELAB**
*LAB*LAB* 18.02 0.5 −0.46
*LAB*LABa* 18.02 0.0 0.0
*LAB*TCHa* 0.01 0.01 –
relative* CIELAB *lab*
*lab*lab* 0.0 0.0 0.0
*lab*tch* 0.0 0.0 –
*lab*nch* 1.0 0.0 –
***relative* Natural Colour (NC)**
*lab*lrj* 0.0 0.0 0.0
*lab*tce* 0.0 0.0 –
*lab*ncE* 1.0 0.0 –

Ausgabe: Farbmetrisches Reflexions-System MRS18

für Buntton *h = lab*h = 25/360 = 0.069**
lab*tch* und *lab*nch

D65: Buntton R
LCH*Ma: 48 73 25
rgb*Ma: 1.0 0.0 0.1

Dreiecks-Helligkeit *t**

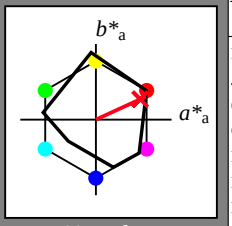

%Umfang

u^*_{rel} = 91

MRS18; adaptierte CIELAB-Daten

	$L^*=L^*_a$	a^*_a	b^*_a	$C^*_{ab,a}$	$h^*_{ab,a}$
R_{Ma}	49.63	66.96	38.37	77.18	30
J_{Ma}	90.7	−6.36	88.75	88.98	94
G_{Ma}	52.11	−69.73	9.44	70.37	172
$G50B_{Ma}$	45.03	−36.57	−28.47	46.36	218
B_{Ma}	36.65	23.19	−63.05	67.18	290
$B50R_{Ma}$	34.94	57.17	−44.26	72.31	322
N_{Ma}	18.01	0.0	0.0	0.0	0
W_{Ma}	95.41	0.0	0.0	0.0	0
R_{CIE}	39.92	58.66	26.98	64.56	25
J_{CIE}	81.26	−2.17	67.76	67.79	92
G_{CIE}	52.23	−42.26	11.75	43.87	164
B_{CIE}	30.57	1.15	−46.84	46.87	271

%Regularität

$g^*_{H,rel}$ = 41

$g^*_{C,rel}$ = 52

relative Inform. Technology (IT)
*olvi3** 1.0 1.0 1.0 (1.0)
*cmyn3** 0.0 0.0 0.0 (0.0)
*olvi4** 1.0 1.0 1.0 1.0
*cmyn4** 0.0 0.0 0.0 0.0
***standard* and *adapted* CIELAB**
*LAB*LAB* 95.41 −0.97 4.75
*LAB*LABa* 95.41 0.0 0.0
*LAB*TCHa* 99.99 0.01 –
relative* CIELAB *lab*
*lab*lab* 1.0 0.0 0.0
*lab*tch* 1.0 0.0 –
*lab*nch* 0.0 0.0 –
***relative* Natural Colour (NC)**
*lab*lrj* 1.0 0.0 0.0
*lab*tce* 1.0 0.0 –
*lab*ncE* 0.0 0.0 –

relative Inform. Technology (IT)
*olvi3** 0.75 0.75 0.75 (1.0)
*cmyn3** 0.25 0.25 0.25 (0.0)
*olvi4** 1.0 1.0 1.0 0.75
*cmyn4** 0.0 0.0 0.0 0.25
***standard* and *adapted* CIELAB**
*LAB*LAB* 76.06 −0.6 3.44
*LAB*LABa* 76.06 0.0 0.0
*LAB*TCHa* 75.0 0.01 –
relative* CIELAB *lab*
*lab*lab* 0.75 0.0 0.0
*lab*tch* 0.75 0.0 –
*lab*nch* 0.25 0.0 –
***relative* Natural Colour (NC)**
*lab*lrj* 0.75 0.0 0.0
*lab*tce* 0.75 0.0 –
*lab*ncE* 0.25 0.0 –

relative Inform. Technology (IT)
*olvi3** 0.5 0.5 0.5 (1.0)
*cmyn3** 0.5 0.5 0.5 (0.0)
*olvi4** 1.0 1.0 1.0 0.5
*cmyn4** 0.0 0.0 0.0 0.5
***standard* and *adapted* CIELAB**
*LAB*LAB* 56.71 −0.23 2.14
*LAB*LABa* 56.71 0.0 0.0
*LAB*TCHa* 50.0 0.01 –
relative* CIELAB *lab*
*lab*lab* 0.5 0.0 0.0
*lab*tch* 0.5 0.0 –
*lab*nch* 0.5 0.0 –
***relative* Natural Colour (NC)**
*lab*lrj* 0.5 0.0 0.0
*lab*tce* 0.5 0.0 –
*lab*ncE* 0.5 0.0 –

relative Inform. Technology (IT)
*olvi3** 0.25 0.25 0.25 (1.0)
*cmyn3** 0.75 0.75 0.75 (0.0)
*olvi4** 1.0 1.0 1.0 0.25
*cmyn4** 0.0 0.0 0.0 0.75
***standard* and *adapted* CIELAB**
*LAB*LAB* 37.36 0.13 0.83
*LAB*LABa* 37.36 0.0 0.0
*LAB*TCHa* 25.0 0.01 –
relative* CIELAB *lab*
*lab*lab* 0.25 0.0 0.0
*lab*tch* 0.25 0.0 –
*lab*nch* 0.75 0.0 –
***relative* Natural Colour (NC)**
*lab*lrj* 0.25 0.0 0.0
*lab*tce* 0.25 0.0 –
*lab*ncE* 0.75 0.0 –

relative Inform. Technology (IT)
*olvi3** 0.0 0.0 0.0 (1.0)
*cmyn3** 1.0 1.0 1.0 (0.0)
*olvi4** 1.0 1.0 1.0 0.0
*cmyn4** 0.0 0.0 0.0 1.0
***standard* and *adapted* CIELAB**
*LAB*LAB* 18.02 0.5 −0.46
*LAB*LABa* 18.02 0.0 0.0
*LAB*TCHa* 0.01 0.01 –
relative* CIELAB *lab*
*lab*lab* 0.0 0.0 0.0
*lab*tch* 0.0 0.0 –
*lab*nch* 1.0 0.0 –
***relative* Natural Colour (NC)**
*lab*lrj* 0.0 0.0 0.0
*lab*tce* 0.0 0.0 –
*lab*ncE* 1.0 0.0 –

relative Inform. Technology (IT)
*olvi3** 1.0 0.75 0.774 (1.0)
*cmyn3** 0.0 0.25 0.226 (0.0)
*olvi4** 1.0 0.75 0.774 1.0
*cmyn4** 0.0 0.25 0.226 0.0
***standard* and *adapted* CIELAB**
*LAB*LAB* 83.6 15.74 11.55
*LAB*LABa* 83.6 16.5 7.59
*LAB*TCHa* 87.5 18.16 24.69
relative* CIELAB *lab*
*lab*lab* 0.847 0.227 0.104
*lab*tch* 0.875 0.25 0.069
*lab*nch* 0.0 0.25 0.069
***relative* Natural Colour (NC)**
*lab*lrj* 0.847 0.25 0.0
*lab*tce* 0.875 0.25 1.0
*lab*ncE* 0.0 0.25 b99r

relative Inform. Technology (IT)
*olvi3** 0.75 0.5 0.524 (1.0)
*cmyn3** 0.25 0.5 0.476 (0.0)
*olvi4** 1.0 0.75 0.774 0.75
*cmyn4** 0.0 0.25 0.226 0.25
***standard* and *adapted* CIELAB**
*LAB*LAB* 64.26 16.12 10.25
*LAB*LABa* 64.26 16.5 7.59
*LAB*TCHa* 62.5 18.16 24.7
relative* CIELAB *lab*
*lab*lab* 0.598 0.227 0.104
*lab*tch* 0.625 0.25 0.069
*lab*nch* 0.25 0.25 0.069
***relative* Natural Colour (NC)**
*lab*lrj* 0.598 0.25 0.0
*lab*tce* 0.625 0.25 1.0
*lab*ncE* 0.25 0.25 b99r

relative Inform. Technology (IT)
*olvi3** 0.5 0.25 0.274 (1.0)
*cmyn3** 0.5 0.75 0.726 (0.0)
*olvi4** 1.0 0.75 0.774 0.5
*cmyn4** 0.0 0.25 0.226 0.5
***standard* and *adapted* CIELAB**
*LAB*LAB* 44.91 16.49 8.94
*LAB*LABa* 44.91 16.5 7.59
*LAB*TCHa* 37.5 18.16 24.7
relative* CIELAB *lab*
*lab*lab* 0.348 0.227 0.104
*lab*tch* 0.375 0.25 0.069
*lab*nch* 0.5 0.25 0.069
***relative* Natural Colour (NC)**
*lab*lrj* 0.348 0.25 0.0
*lab*tce* 0.375 0.25 1.0
*lab*ncE* 0.5 0.25 b99r

relative Inform. Technology (IT)
*olvi3** 0.25 0.0 0.024 (1.0)
*cmyn3** 0.75 1.0 0.976 (0.0)
*olvi4** 1.0 0.75 0.774 0.25
*cmyn4** 0.0 0.25 0.226 0.75
***standard* and *adapted* CIELAB**
*LAB*LAB* 25.56 16.86 7.64
*LAB*LABa* 25.56 16.5 7.59
*LAB*TCHa* 12.5 18.16 24.72
relative* CIELAB *lab*
*lab*lab* 0.098 0.227 0.104
*lab*tch* 0.125 0.25 0.069
*lab*nch* 0.75 0.25 0.069
***relative* Natural Colour (NC)**
*lab*lrj* 0.098 0.25 0.0
*lab*tce* 0.125 0.25 0.0
*lab*ncE* 0.75 0.25 r00j

relative Inform. Technology (IT)
*olvi3** 1.0 0.5 0.548 (1.0)
*cmyn3** 0.0 0.5 0.452 (0.0)
*olvi4** 1.0 0.5 0.549 1.0
*cmyn4** 0.0 0.5 0.451 0.0
***standard* and *adapted* CIELAB**
*LAB*LAB* 71.8 32.47 18.34
*LAB*LABa* 71.8 33.0 15.17
*LAB*TCHa* 75.0 36.32 24.7
relative* CIELAB *lab*
*lab*lab* 0.695 0.454 0.209
*lab*tch* 0.75 0.5 0.069
*lab*nch* 0.0 0.5 0.069
***relative* Natural Colour (NC)**
*lab*lrj* 0.695 0.5 0.0
*lab*tce* 0.75 0.5 1.0
*lab*ncE* 0.0 0.5 b99r

relative Inform. Technology (IT)
*olvi3** 0.75 0.25 0.298 (1.0)
*cmyn3** 0.25 0.75 0.702 (0.0)
*olvi4** 1.0 0.5 0.548 0.75
*cmyn4** 0.0 0.5 0.452 0.25
***standard* and *adapted* CIELAB**
*LAB*LAB* 52.46 32.85 17.04
*LAB*LABa* 52.46 33.01 15.18
*LAB*TCHa* 50.0 36.33 24.7
relative* CIELAB *lab*
*lab*lab* 0.445 0.454 0.209
*lab*tch* 0.5 0.5 0.069
*lab*nch* 0.25 0.5 0.069
***relative* Natural Colour (NC)**
*lab*lrj* 0.445 0.5 0.0
*lab*tce* 0.5 0.5 1.0
*lab*ncE* 0.25 0.5 b99r

relative Inform. Technology (IT)
*olvi3** 0.5 0.0 0.048 (1.0)
*cmyn3** 0.5 1.0 0.952 (0.0)
*olvi4** 1.0 0.5 0.548 0.5
*cmyn4** 0.0 0.5 0.452 0.5
***standard* and *adapted* CIELAB**
*LAB*LAB* 33.11 33.21 15.74
*LAB*LABa* 33.11 33.0 15.18
*LAB*TCHa* 25.01 36.33 24.71
relative* CIELAB *lab*
*lab*lab* 0.195 0.454 0.209
*lab*tch* 0.25 0.5 0.069
*lab*nch* 0.5 0.5 0.069
***relative* Natural Colour (NC)**
*lab*lrj* 0.195 0.5 0.0
*lab*tce* 0.25 0.5 0.0
*lab*ncE* 0.5 0.5 r00j

relative Inform. Technology (IT)
*olvi3** 1.0 0.0 0.097 (1.0)
*cmyn3** 0.0 1.0 0.903 (0.0)
*olvi4** 1.0 0.0 0.097 1.0
*cmyn4** 0.0 1.0 0.903 0.0
***standard* and *adapted* CIELAB**
*LAB*LAB* 48.21 65.92 31.93
*LAB*LABa* 48.21 66.0 30.36
*LAB*TCHa* 50.0 72.65 24.7
relative* CIELAB *lab*
*lab*lab* 0.39 0.908 0.418
*lab*tch* 0.5 1.0 0.069
*lab*nch* 0.0 1.0 0.069
***relative* Natural Colour (NC)**
*lab*lrj* 0.39 1.0 0.0
*lab*tce* 0.5 1.0 0.0
*lab*ncE* 0.0 1.0 r00j

relative Inform. Technology (IT)
*olvi3** 0.75 0.0 0.073 (1.0)
*cmyn3** 0.25 1.0 0.927 (0.0)
*olvi4** 1.0 0.25 0.323 0.75
*cmyn4** 0.0 0.75 0.677 0.25
***standard* and *adapted* CIELAB**
*LAB*LAB* 40.66 49.57 23.84
*LAB*LABa* 40.66 49.5 22.77
*LAB*TCHa* 37.51 54.49 24.7
relative* CIELAB *lab*
*lab*lab* 0.293 0.681 0.313
*lab*tch* 0.375 0.75 0.069
*lab*nch* 0.25 0.75 0.069
***relative* Natural Colour (NC)**
*lab*lrj* 0.293 0.75 0.0
*lab*tce* 0.375 0.75 0.0
*lab*ncE* 0.25 0.75 r00j

relative Inform. Technology (IT)
*olvi3** 1.0 0.25 0.323 (1.0)
*cmyn3** 0.0 0.75 0.677 (0.0)
*olvi4** 1.0 0.25 0.323 1.0
*cmyn4** 0.0 0.75 0.677 0.0
***standard* and *adapted* CIELAB**
*LAB*LAB* 60.0 49.2 25.13
*LAB*LABa* 60.0 49.5 22.76
*LAB*TCHa* 62.5 54.49 24.7
relative* CIELAB *lab*
*lab*lab* 0.543 0.681 0.313
*lab*tch* 0.625 0.75 0.069
*lab*nch* 0.0 0.75 0.069
***relative* Natural Colour (NC)**
*lab*lrj* 0.543 0.75 0.0
*lab*tce* 0.625 0.75 1.0
*lab*ncE* 0.0 0.75 b99r

relative Inform. Technology (IT)
*olvi3** 0.5 0.5 0.5 (1.0)
*cmyn3** 0.5 0.5 0.5 (0.0)
*olvi4** 1.0 1.0 1.0 0.5
*cmyn4** 0.0 0.0 0.0 0.5
***standard* and *adapted* CIELAB**
*LAB*LAB* 56.71 −0.23 2.14
*LAB*LABa* 56.71 0.0 0.0
*LAB*TCHa* 50.0 0.01 –
relative* CIELAB *lab*
*lab*lab* 0.5 0.0 0.0
*lab*tch* 0.5 0.0 –
*lab*nch* 0.5 0.0 –
***relative* Natural Colour (NC)**
*lab*lrj* 0.5 0.0 0.0
*lab*tce* 0.5 0.0 –
*lab*ncE* 0.5 0.0 –

relative Inform. Technology (IT)
*olvi3** 0.25 0.25 0.25 (1.0)
*cmyn3** 0.75 0.75 0.75 (0.0)
*olvi4** 1.0 1.0 1.0 0.25
*cmyn4** 0.0 0.0 0.0 0.75
***standard* and *adapted* CIELAB**
*LAB*LAB* 37.36 0.13 0.83
*LAB*LABa* 37.36 0.0 0.0
*LAB*TCHa* 25.0 0.01 –
relative* CIELAB *lab*
*lab*lab* 0.25 0.0 0.0
*lab*tch* 0.25 0.0 –
*lab*nch* 0.75 0.0 –
***relative* Natural Colour (NC)**
*lab*lrj* 0.25 0.0 0.0
*lab*tce* 0.25 0.0 –
*lab*ncE* 0.75 0.0 –

relative Inform. Technology (IT)
*olvi3** 0.0 0.0 0.0 (1.0)
*cmyn3** 1.0 1.0 1.0 (0.0)
*olvi4** 1.0 1.0 1.0 0.0
*cmyn4** 0.0 0.0 0.0 1.0
***standard* and *adapted* CIELAB**
*LAB*LAB* 18.02 0.5 −0.46
*LAB*LABa* 18.02 0.0 0.0
*LAB*TCHa* 0.01 0.01 –
relative* CIELAB *lab*
*lab*lab* 0.0 0.0 0.0
*lab*tch* 0.0 0.0 –
*lab*nch* 1.0 0.0 –
***relative* Natural Colour (NC)**
*lab*lrj* 0.0 0.0 0.0
*lab*tce* 0.0 0.0 –
*lab*ncE* 1.0 0.0 –

TG540−7, 5 stufige Reihen für konstanten CIELAB Buntton 25/360 = 0.069 (links)

5 stufige Reihen für konstanten CIELAB Buntton 25/360 = 0.069 (rechts)

BAM-Prüfvorlage TG54; Farbmetrik-Systeme ORS18 & ORS18 input: *olv* setrgbcolor*
D65: 2 Koordinaten-Daten von 5stufigen Farbreihen für 10 Buntton output: *Startup (S) data dependend*

www.ps.bam.de/TG54/10Q/Q54G07SP.PS/.PDF;
S: Ausgabe-Linearisierung (OL-Daten) TG54/10Q/Q54G07SP.DAT im Distiller Startup (S) Directory

Siehe ähnliche Dateien: http://www.ps.bam.de/TG54/
Technische Information: http://www.ps.bam.de Version 2.1, io=1,1?

BAM-Registrierung: 20060101-TG54/10Q/Q54G07SP.PS/.PDF BAM-Material: Code=rha4ta
Anwendung für Beurteilung und Messung von Drucker– oder Monitorsystemen

/TG54/ Form: 8/10, Serie: 1/1, Seite: 8 Sattelstreifung 8

Eingabe: Farbmetrisches Reflexions-System MRS18

für Buntton *h = lab*h = 92/360 = 0.255**
lab*tch* und *lab*nch

D65: Buntton J
LCH*Ma: 89 86 92
rgb*Ma: 1.0 0.95 0.0

Dreiecks-Helligkeit *t**

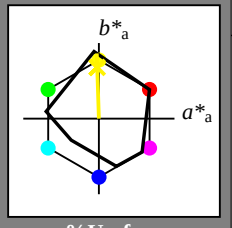

%Umfang

u*rel = 91

MRS18; adaptierte CIELAB-Daten

	$L^*=L^*_a$	a^*_a	b^*_a	$C^*_{ab,a}$	$h^*_{ab,a}$
R_{Ma}	49.63	66.96	38.37	77.18	30
J_{Ma}	90.7	−6.36	88.75	88.98	94
G_{Ma}	52.11	−69.73	9.44	70.37	172
$G50B_{Ma}$	45.03	−36.57	−28.47	46.36	218
B_{Ma}	36.65	23.19	−63.05	67.18	290
$B50R_{Ma}$	34.94	57.17	−44.26	72.31	322
N_{Ma}	18.01	0.0	0.0	0.0	0
W_{Ma}	95.41	0.0	0.0	0.0	0
R_{CIE}	39.92	58.66	26.98	64.56	25
J_{CIE}	81.26	−2.17	67.76	67.79	92
G_{CIE}	52.23	−42.26	11.75	43.87	164
B_{CIE}	30.57	1.15	−46.84	46.87	271

%Regularität

g*H,rel = 41

g*C,rel = 52

1,00

0,75

0,25

0,00

Schwarzheit *n**

*n** = 0,00

*n** = 0,25

*n** = 0,50

*n** = 1,0

0,25 0,50 0,75 1,00

relative Buntheit *c**

relative Inform. Technology (IT)
*olvi3** 1.0 1.0 1.0 (1.0)
*cmyn3** 0.0 0.0 0.0 (0.0)
*olvi4** 1.0 1.0 1.0 1.0
*cmyn4** 0.0 0.0 0.0 0.0
***standard* and *adapted* CIELAB**
*LAB*LAB* 95.41 −0.97 4.75
*LAB*LABa* 95.41 0.0 0.0
*LAB*TCHa* 99.99 0.01 –
relative* CIELAB *lab*
*lab*lab* 1.0 0.0 0.0
*lab*tch* 1.0 0.0 –
*lab*nch* 0.0 0.0 –
***relative* Natural Colour (NC)**
*lab*lrj* 1.0 0.0 0.0
*lab*tce* 1.0 0.0 –
*lab*ncE* 0.0 0.0 –

relative Inform. Technology (IT)
*olvi3** 0.75 0.75 0.75 (1.0)
*cmyn3** 0.25 0.25 0.25 (0.0)
*olvi4** 1.0 1.0 1.0 0.75
*cmyn4** 0.0 0.0 0.0 0.25
***standard* and *adapted* CIELAB**
*LAB*LAB* 76.06 −0.6 3.44
*LAB*LABa* 76.06 0.0 0.0
*LAB*TCHa* 75.0 0.01 –
relative* CIELAB *lab*
*lab*lab* 0.75 0.0 0.0
*lab*tch* 0.75 0.0 –
*lab*nch* 0.25 0.0 –
***relative* Natural Colour (NC)**
*lab*lrj* 0.75 0.0 0.0
*lab*tce* 0.75 0.0 –
*lab*ncE* 0.25 0.0 –

relative Inform. Technology (IT)
*olvi3** 0.5 0.5 0.5 (1.0)
*cmyn3** 0.5 0.5 0.5 (0.0)
*olvi4** 1.0 1.0 1.0 0.5
*cmyn4** 0.0 0.0 0.0 0.5
***standard* and *adapted* CIELAB**
*LAB*LAB* 56.71 −0.23 2.14
*LAB*LABa* 56.71 0.0 0.0
*LAB*TCHa* 50.0 0.01 –
relative* CIELAB *lab*
*lab*lab* 0.5 0.0 0.0
*lab*tch* 0.5 0.0 –
*lab*nch* 0.5 0.0 –
***relative* Natural Colour (NC)**
*lab*lrj* 0.5 0.0 0.0
*lab*tce* 0.5 0.0 –
*lab*ncE* 0.5 0.0 –

relative Inform. Technology (IT)
*olvi3** 0.25 0.25 0.25 (1.0)
*cmyn3** 0.75 0.75 0.75 (0.0)
*olvi4** 1.0 1.0 1.0 0.25
*cmyn4** 0.0 0.0 0.0 0.75
***standard* and *adapted* CIELAB**
*LAB*LAB* 37.36 0.13 0.83
*LAB*LABa* 37.36 0.0 0.0
*LAB*TCHa* 25.0 0.01 –
relative* CIELAB *lab*
*lab*lab* 0.25 0.0 0.0
*lab*tch* 0.25 0.0 –
*lab*nch* 0.75 0.0 –
***relative* Natural Colour (NC)**
*lab*lrj* 0.25 0.0 0.0
*lab*tce* 0.25 0.0 –
*lab*ncE* 0.75 0.0 –

relative Inform. Technology (IT)
*olvi3** 0.0 0.0 0.0 (1.0)
*cmyn3** 1.0 1.0 1.0 (0.0)
*olvi4** 1.0 1.0 1.0 1.0
*cmyn4** 0.0 0.0 0.0 1.0
***standard* and *adapted* CIELAB**
*LAB*LAB* 18.02 0.5 −0.46
*LAB*LABa* 18.02 0.0 0.0
*LAB*TCHa* 0.01 0.01 –
relative* CIELAB *lab*
*lab*lab* 0.0 0.0 0.0
*lab*tch* 0.0 0.0 –
*lab*nch* 1.0 0.0 –
***relative* Natural Colour (NC)**
*lab*lrj* 0.0 0.0 0.0
*lab*tce* 0.0 0.0 –
*lab*ncE* 1.0 0.0 –

relative Inform. Technology (IT)
*olvi3** 1.0 0.988 0.75 (1.0)
*cmyn3** 0.0 0.012 0.25 (0.0)
*olvi4** 1.0 0.988 0.75 1.0
*cmyn4** 0.0 0.012 0.25 0.0
***standard* and *adapted* CIELAB**
*LAB*LAB* 93.72 −1.64 26.21
*LAB*LABa* 93.72 −0.69 21.57
*LAB*TCHa* 87.5 21.58 91.86
relative* CIELAB *lab*
*lab*lab* 0.978 −0.007 0.25
*lab*tch* 0.875 0.25 0.255
*lab*nch* 0.0 0.25 0.255
***relative* Natural Colour (NC)**
*lab*lrj* 0.978 0.0 0.25
*lab*tce* 0.875 0.25 0.25
*lab*ncE* 0.0 0.25 j00g

relative Inform. Technology (IT)
*olvi3** 0.75 0.738 0.5 (1.0)
*cmyn3** 0.25 0.262 0.5 (0.0)
*olvi4** 1.0 0.988 0.75 0.75
*cmyn4** 0.0 0.012 0.25 0.25
***standard* and *adapted* CIELAB**
*LAB*LAB* 74.38 −1.26 24.91
*LAB*LABa* 74.38 −0.68 21.57
*LAB*TCHa* 62.5 21.58 91.84
relative* CIELAB *lab*
*lab*lab* 0.728 −0.007 0.25
*lab*tch* 0.625 0.25 0.255
*lab*nch* 0.25 0.25 0.255
***relative* Natural Colour (NC)**
*lab*lrj* 0.728 0.0 0.25
*lab*tce* 0.625 0.25 0.25
*lab*ncE* 0.25 0.25 r99j

relative Inform. Technology (IT)
*olvi3** 0.5 0.488 0.25 (1.0)
*cmyn3** 0.5 0.512 0.75 (0.0)
*olvi4** 1.0 0.988 0.75 0.5
*cmyn4** 0.0 0.012 0.25 0.5
***standard* and *adapted* CIELAB**
*LAB*LAB* 55.03 −0.89 23.6
*LAB*LABa* 55.03 −0.68 21.57
*LAB*TCHa* 37.5 21.58 91.84
relative* CIELAB *lab*
*lab*lab* 0.478 −0.007 0.25
*lab*tch* 0.375 0.25 0.255
*lab*nch* 0.5 0.25 0.255
***relative* Natural Colour (NC)**
*lab*lrj* 0.478 0.0 0.25
*lab*tce* 0.375 0.25 0.25
*lab*ncE* 0.5 0.25 r99j

relative Inform. Technology (IT)
*olvi3** 0.25 0.238 0.0 (1.0)
*cmyn3** 0.75 0.762 1.0 (0.0)
*olvi4** 1.0 0.988 0.75 0.25
*cmyn4** 0.0 0.012 0.25 0.75
***standard* and *adapted* CIELAB**
*LAB*LAB* 35.68 −0.52 22.29
*LAB*LABa* 35.68 −0.68 21.56
*LAB*TCHa* 12.5 21.57 91.84
relative* CIELAB *lab*
*lab*lab* 0.228 −0.007 0.25
*lab*tch* 0.125 0.25 0.255
*lab*nch* 0.75 0.25 0.255
***relative* Natural Colour (NC)**
*lab*lrj* 0.228 0.0 0.25
*lab*tce* 0.125 0.25 0.25
*lab*ncE* 0.75 0.25 r99j

relative Inform. Technology (IT)
*olvi3** 1.0 0.976 0.5 (1.0)
*cmyn3** 0.0 0.024 0.5 (0.0)
*olvi4** 1.0 0.976 0.5 1.0
*cmyn4** 0.0 0.024 0.5 0.0
***standard* and *adapted* CIELAB**
*LAB*LAB* 92.04 −2.3 47.67
*LAB*LABa* 92.04 −1.39 43.14
*LAB*TCHa* 75.0 43.16 91.85
relative* CIELAB *lab*
*lab*lab* 0.957 −0.015 0.5
*lab*tch* 0.75 0.5 0.255
*lab*nch* 0.0 0.5 0.255
***relative* Natural Colour (NC)**
*lab*lrj* 0.957 0.0 0.5
*lab*tce* 0.75 0.5 0.25
*lab*ncE* 0.0 0.5 j00g

relative Inform. Technology (IT)
*olvi3** 0.75 0.726 0.25 (1.0)
*cmyn3** 0.25 0.274 0.75 (0.0)
*olvi4** 1.0 0.976 0.5 0.75
*cmyn4** 0.0 0.024 0.5 0.25
***standard* and *adapted* CIELAB**
*LAB*LAB* 72.7 −1.92 46.37
*LAB*LABa* 72.7 −1.38 43.14
*LAB*TCHa* 50.0 43.16 91.84
relative* CIELAB *lab*
*lab*lab* 0.707 −0.015 0.5
*lab*tch* 0.5 0.5 0.255
*lab*nch* 0.25 0.5 0.255
***relative* Natural Colour (NC)**
*lab*lrj* 0.707 0.0 0.5
*lab*tce* 0.5 0.5 0.25
*lab*ncE* 0.25 0.5 r99j

relative Inform. Technology (IT)
*olvi3** 0.5 0.476 0.0 (1.0)
*cmyn3** 0.5 0.524 1.0 (0.0)
*olvi4** 1.0 0.976 0.5 0.5
*cmyn4** 0.0 0.024 0.5 0.5
***standard* and *adapted* CIELAB**
*LAB*LAB* 53.35 −1.55 45.05
*LAB*LABa* 53.35 −1.38 43.13
*LAB*TCHa* 25.01 43.16 91.84
relative* CIELAB *lab*
*lab*lab* 0.457 −0.015 0.5
*lab*tch* 0.25 0.5 0.255
*lab*nch* 0.5 0.5 0.255
***relative* Natural Colour (NC)**
*lab*lrj* 0.457 0.0 0.5
*lab*tce* 0.25 0.5 0.25
*lab*ncE* 0.5 0.5 r99j

relative Inform. Technology (IT)
*olvi3** 1.0 0.963 0.25 (1.0)
*cmyn3** 0.0 0.037 0.75 (0.0)
*olvi4** 1.0 0.963 0.25 1.0
*cmyn4** 0.0 0.037 0.75 0.0
***standard* and *adapted* CIELAB**
*LAB*LAB* 90.36 −2.96 69.13
*LAB*LABa* 90.36 −2.08 64.71
*LAB*TCHa* 62.5 64.74 91.85
relative* CIELAB *lab*
*lab*lab* 0.935 −0.023 0.75
*lab*tch* 0.625 0.75 0.255
*lab*nch* 0.0 0.75 0.255
***relative* Natural Colour (NC)**
*lab*lrj* 0.935 0.0 0.75
*lab*tce* 0.625 0.75 0.25
*lab*ncE* 0.0 0.75 j00g

relative Inform. Technology (IT)
*olvi3** 0.75 0.713 0.0 (1.0)
*cmyn3** 0.25 0.287 1.0 (0.0)
*olvi4** 1.0 0.963 0.25 0.75
*cmyn4** 0.0 0.037 0.75 0.25
***standard* and *adapted* CIELAB**
*LAB*LAB* 71.02 −2.59 67.82
*LAB*LABa* 71.02 −2.07 64.7
*LAB*TCHa* 37.51 64.74 91.84
relative* CIELAB *lab*
*lab*lab* 0.685 −0.023 0.75
*lab*tch* 0.375 0.75 0.255
*lab*nch* 0.25 0.75 0.255
***relative* Natural Colour (NC)**
*lab*lrj* 0.685 0.0 0.75
*lab*tce* 0.375 0.75 0.25
*lab*ncE* 0.25 0.75 r99j

relative Inform. Technology (IT)
*olvi3** 1.0 0.951 0.0 (1.0)
*cmyn3** 0.0 0.049 1.0 (0.0)
*olvi4** 1.0 0.951 0.0 1.0
*cmyn4** 0.0 0.049 1.0 0.0
***standard* and *adapted* CIELAB**
*LAB*LAB* 88.68 −3.62 90.58
*LAB*LABa* 88.68 −2.77 86.27
*LAB*TCHa* 50.0 86.32 91.85
relative* CIELAB *lab*
*lab*lab* 0.913 −0.031 0.999
*lab*tch* 0.5 1.0 0.255
*lab*nch* 0.0 1.0 0.255
***relative* Natural Colour (NC)**
*lab*lrj* 0.913 0.0 1.0
*lab*tce* 0.5 1.0 0.25
*lab*ncE* 0.0 1.0 j00g

Ausgabe: Farbmetrisches Reflexions-System MRS18

für Buntton *h = lab*h = 92/360 = 0.255**
lab*tch* und *lab*nch

D65: Buntton J
LCH*Ma: 89 86 92
rgb*Ma: 1.0 0.95 0.0

Dreiecks-Helligkeit *t**

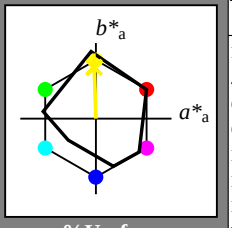

%Umfang

u*rel = 91

MRS18; adaptierte CIELAB-Daten

	$L^*=L^*_a$	a^*_a	b^*_a	$C^*_{ab,a}$	$h^*_{ab,a}$
R_{Ma}	49.63	66.96	38.37	77.18	30
J_{Ma}	90.7	−6.36	88.75	88.98	94
G_{Ma}	52.11	−69.73	9.44	70.37	172
$G50B_{Ma}$	45.03	−36.57	−28.47	46.36	218
B_{Ma}	36.65	23.19	−63.05	67.18	290
$B50R_{Ma}$	34.94	57.17	−44.26	72.31	322
N_{Ma}	18.01	0.0	0.0	0.0	0
W_{Ma}	95.41	0.0	0.0	0.0	0
R_{CIE}	39.92	58.66	26.98	64.56	25
J_{CIE}	81.26	−2.17	67.76	67.79	92
G_{CIE}	52.23	−42.26	11.75	43.87	164
B_{CIE}	30.57	1.15	−46.84	46.87	271

%Regularität

g*H,rel = 41

g*C,rel = 52

*n** = 0,00

*n** = 0,25

*n** = 0,50

*n** = 1,0

0,25 0,50 0,75 1,00

Schwarzheit *n**

relative Buntheit *c**

TG540−7, 5 stufige Reihen für konstanten CIELAB Buntton 92/360 = 0.255 (links)

5 stufige Reihen für konstanten CIELAB Buntton 92/360 = 0.255 (rechts)

BAM-Prüfvorlage TG54; Farbmetrik-Systeme ORS18 & ORS18 input: *olv* setrgbcolor*
D65: 2 Koordinaten-Daten von 5stufigen Farbreihen für 10 Buntton output: *Startup (S) data dependend*

Siehe ähnliche Dateien: http://www.ps.bam.de/TG54/
Technische Information: http://www.ps.bam.de Version 2.1, io=1,1?

BAM-Registrierung: 20060101-TG54/10Q/Q54G08SP.PS/.PDF BAM-Material: Code=rha4ta
Anwendung für Beurteilung und Messung von Drucker– oder Monitorsystemen
/TG54/ Form: 9/10, Serie: 1/1, Seite: 9 Seitenz hlung 9

Eingabe: Farbmetrisches Reflexions-System MRS18

für Buntton *h* = lab*h = 164/360 = 0.457*
lab*tch* und *lab*nch

D65: Buntton G
LCH*Ma: 56 66 164
rgb*Ma: 0.1 1.0 0.0

Dreiecks-Helligkeit *t**

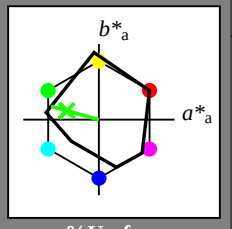

%Umfang

u^*_{rel} = 91

MRS18; adaptierte CIELAB-Daten

	$L^*=L^*_a$	a^*_a	b^*_a	$C^*_{ab,a}$	$h^*_{ab,a}$
R_{Ma}	49.63	66.96	38.37	77.18	30
J_{Ma}	90.7	−6.36	88.75	88.98	94
G_{Ma}	52.11	−69.73	9.44	70.37	172
$G50B_{Ma}$	45.03	−36.57	−28.47	46.36	218
B_{Ma}	36.65	23.19	−63.05	67.18	290
$B50R_{Ma}$	34.94	57.17	−44.26	72.31	322
N_{Ma}	18.01	0.0	0.0	0.0	0
W_{Ma}	95.41	0.0	0.0	0.0	0
R_{CIE}	39.92	58.66	26.98	64.56	25
J_{CIE}	81.26	−2.17	67.76	67.79	92
G_{CIE}	52.23	−42.26	11.75	43.87	164
B_{CIE}	30.57	1.15	−46.84	46.87	271

%Regularität

$g^*_{H,rel}$ = 41

$g^*_{C,rel}$ = 52

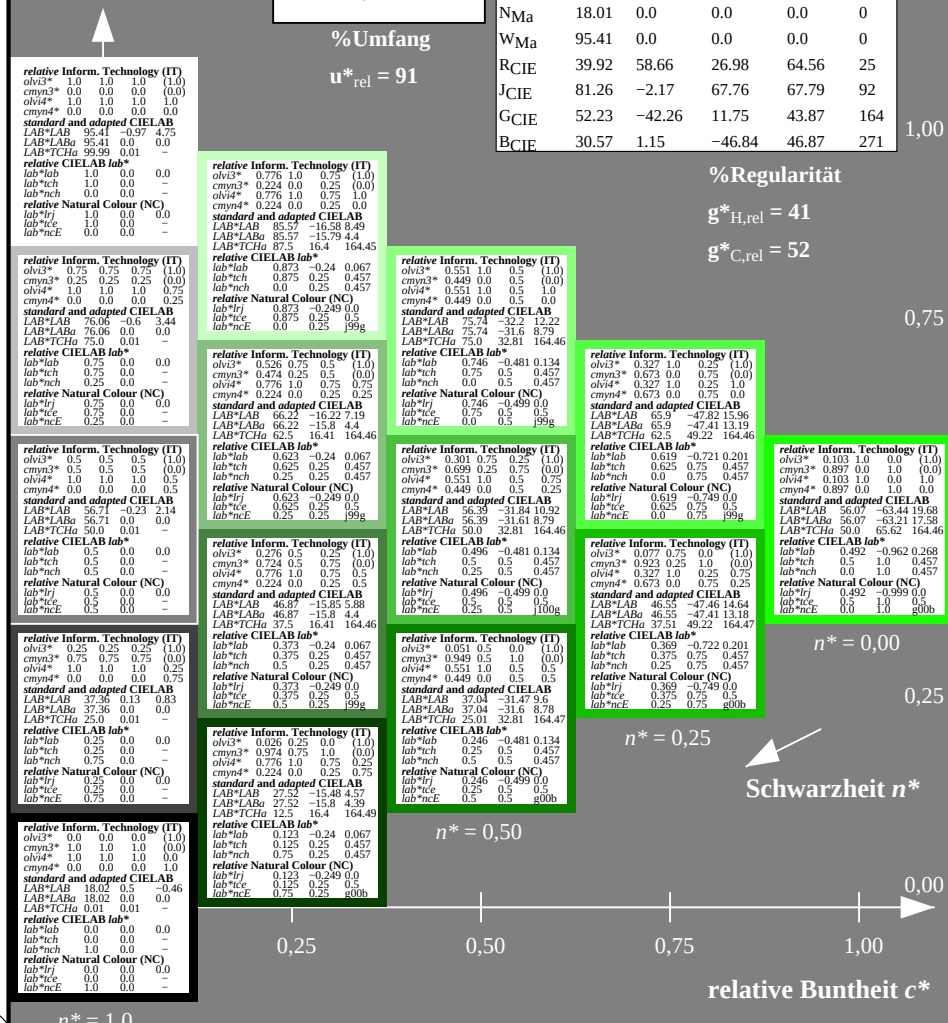

TG540−7, 5 stufige Reihen für konstanten CIELAB Buntton 164/360 = 0.457 (links)

Ausgabe: Farbmetrisches Reflexions-System MRS18

für Buntton *h* = lab*h = 164/360 = 0.457*
lab*tch* und *lab*nch

D65: Buntton G
LCH*Ma: 56 66 164
rgb*Ma: 0.1 1.0 0.0

Dreiecks-Helligkeit *t**

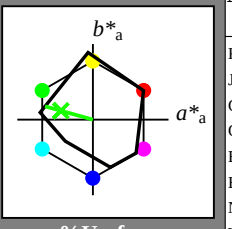

%Umfang

u^*_{rel} = 91

MRS18; adaptierte CIELAB-Daten

	$L^*=L^*_a$	a^*_a	b^*_a	$C^*_{ab,a}$	$h^*_{ab,a}$
R_{Ma}	49.63	66.96	38.37	77.18	30
J_{Ma}	90.7	−6.36	88.75	88.98	94
G_{Ma}	52.11	−69.73	9.44	70.37	172
$G50B_{Ma}$	45.03	−36.57	−28.47	46.36	218
B_{Ma}	36.65	23.19	−63.05	67.18	290
$B50R_{Ma}$	34.94	57.17	−44.26	72.31	322
N_{Ma}	18.01	0.0	0.0	0.0	0
W_{Ma}	95.41	0.0	0.0	0.0	0
R_{CIE}	39.92	58.66	26.98	64.56	25
J_{CIE}	81.26	−2.17	67.76	67.79	92
G_{CIE}	52.23	−42.26	11.75	43.87	164
B_{CIE}	30.57	1.15	−46.84	46.87	271

%Regularität

$g^*_{H,rel}$ = 41

$g^*_{C,rel}$ = 52

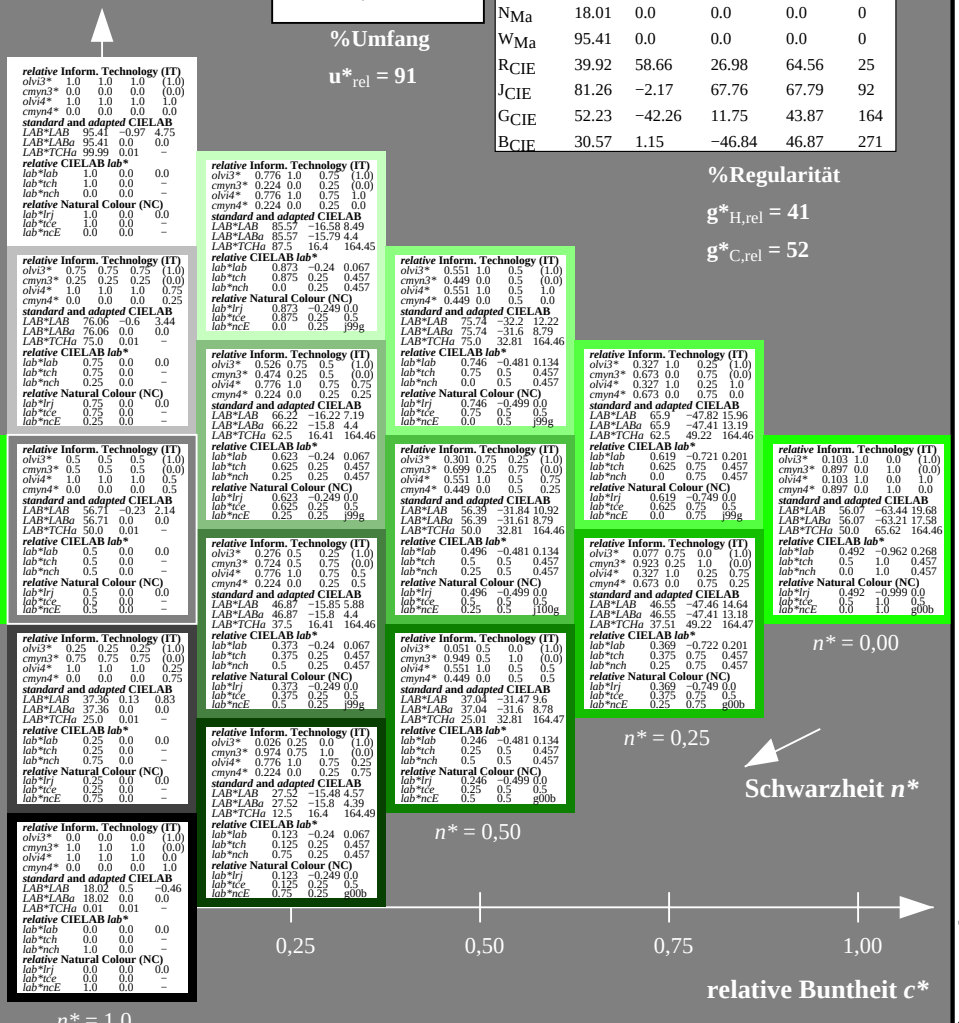

5 stufige Reihen für konstanten CIELAB Buntton 164/360 = 0.457 (rechts)

www.ps.bam.de/TG54/10Q/Q54G09SP.PS/.PDF;
S: Ausgabe-Linearisierung (OL-Daten) TG54/10Q/Q54G09SP.DAT im Distiller Startup (S) Directory

Siehe ähnliche Dateien: http://www.ps.bam.de/TG54/
Technische Information: http://www.ps.bam.de Version 2.1, io=1,1?

BAM-Registrierung: 20060101-TG54/10Q/Q54G09SP.PS/.PDF BAM-Material: Code=rha4ta
Anwendung für Beurteilung und Messung von Drucker– oder Monitorsystemen
/TG54/ Form: 10/10,Serie: 1/1, Seite: 10 Settenz hlung 10

Eingabe: Farbmetrisches Reflexions-System MRS18

für Buntton $h^* = lab^*h = 271/360 = 0.754$
*lab*tch* und *lab*nch*

D65: Buntton B
LCH*Ma: 40 50 271
rgb*Ma: 0.0 0.37 1.0

Dreiecks-Helligkeit t^*

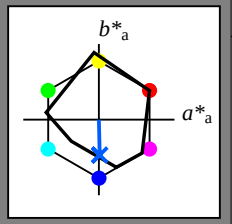

%Umfang
$u^*_{rel} = 91$

MRS18; adaptierte CIELAB-Daten

	$L^*=L^*_a$	a^*_a	b^*_a	$C^*_{ab,a}$	$h^*_{ab,a}$
R_{Ma}	49.63	66.96	38.37	77.18	30
J_{Ma}	90.7	−6.36	88.75	88.98	94
G_{Ma}	52.11	−69.73	9.44	70.37	172
$G50B_{Ma}$	45.03	−36.57	−28.47	46.36	218
B_{Ma}	36.65	23.19	−63.05	67.18	290
$B50R_{Ma}$	34.94	57.17	−44.26	72.31	322
N_{Ma}	18.01	0.0	0.0	0.0	0
W_{Ma}	95.41	0.0	0.0	0.0	0
R_{CIE}	39.92	58.66	26.98	64.56	25
J_{CIE}	81.26	−2.17	67.76	67.79	92
G_{CIE}	52.23	−42.26	11.75	43.87	164
B_{CIE}	30.57	1.15	−46.84	46.87	271

%Regularität
$g^*_{H,rel} = 41$
$g^*_{C,rel} = 52$

TG540−7, 5 stufige Reihen für konstanten CIELAB Buntton 271/360 = 0.754 (links)

Ausgabe: Farbmetrisches Reflexions-System MRS18

für Buntton $h^* = lab^*h = 271/360 = 0.754$
*lab*tch* und *lab*nch*

D65: Buntton B
LCH*Ma: 40 50 271
rgb*Ma: 0.0 0.37 1.0

Dreiecks-Helligkeit t^*

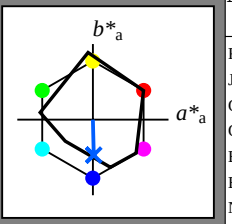

%Umfang
$u^*_{rel} = 91$

MRS18; adaptierte CIELAB-Daten

	$L^*=L^*_a$	a^*_a	b^*_a	$C^*_{ab,a}$	$h^*_{ab,a}$
R_{Ma}	49.63	66.96	38.37	77.18	30
J_{Ma}	90.7	−6.36	88.75	88.98	94
G_{Ma}	52.11	−69.73	9.44	70.37	172
$G50B_{Ma}$	45.03	−36.57	−28.47	46.36	218
B_{Ma}	36.65	23.19	−63.05	67.18	290
$B50R_{Ma}$	34.94	57.17	−44.26	72.31	322
N_{Ma}	18.01	0.0	0.0	0.0	0
W_{Ma}	95.41	0.0	0.0	0.0	0
R_{CIE}	39.92	58.66	26.98	64.56	25
J_{CIE}	81.26	−2.17	67.76	67.79	92
G_{CIE}	52.23	−42.26	11.75	43.87	164
B_{CIE}	30.57	1.15	−46.84	46.87	271

%Regularität
$g^*_{H,rel} = 41$
$g^*_{C,rel} = 52$

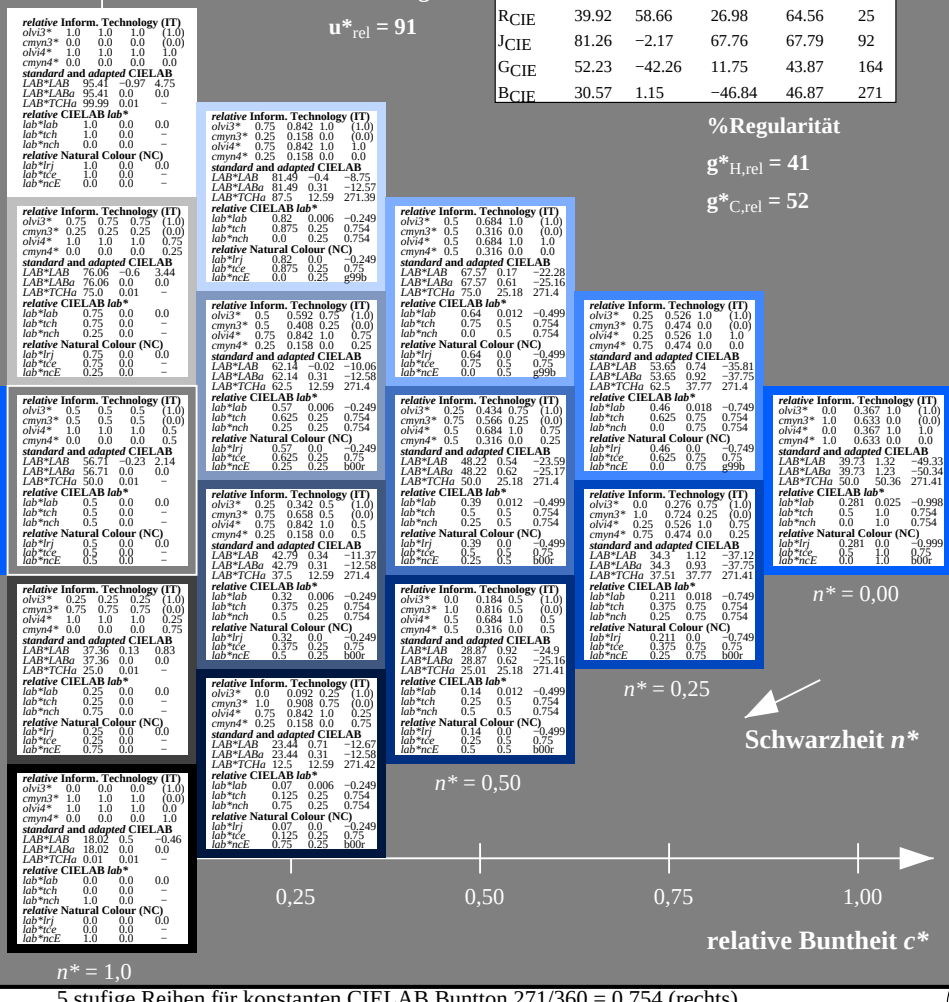

5 stufige Reihen für konstanten CIELAB Buntton 271/360 = 0.754 (rechts)

BAM-Prüfvorlage TG54; Farbmetrik-Systeme ORS18 & ORS18 input: *olv* setrgbcolor*
D65: 2 Koordinaten-Daten von 5stufigen Farbreihen für 10 Buntton output: *Startup (S) data dependend*