Siehe ähnliche Dateien: http://www.ps.bam.de/TG54/
Technische Information: http://www.ps.bam.de Version 2.1, io=1,1

BAM-Registrierung: 20060101-TG54/10S/S54G00NP.PS/.PDF BAM-Material: Code=rha4ta
Anwendung für Beurteilung und Messung von Drucker– oder Monitorsystemen
/TG54/ Form: 1/10, Serie: 1/1, Seite: 1 Sattenz hlung 1

Eingabe: Farbmetrisches Reflexions-System MRS18

für Buntton *h = lab*h = 30/360 = 0.083**
lab*tch* und *lab*nch

D65: Buntton R
LCH*Ma: 50 77 30
rgb*Ma: 1.0 0.0 0.0

Dreiecks-Helligkeit *t**

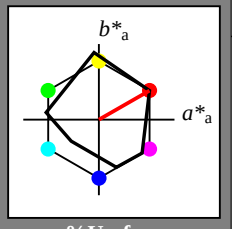

%Umfang

u*rel = 91

MRS18; adaptierte CIELAB-Daten

	$L^*=L^*_a$	a^*_a	b^*_a	$C^*_{ab,a}$	$h^*_{ab,a}$
R_{Ma}	49.63	66.96	38.37	77.18	30
J_{Ma}	90.7	−6.36	88.75	88.98	94
G_{Ma}	52.11	−69.73	9.44	70.37	172
$G50B_{Ma}$	45.03	−36.57	−28.47	46.36	218
B_{Ma}	36.65	23.19	−63.05	67.18	290
$B50R_{Ma}$	34.94	57.17	−44.26	72.31	322
N_{Ma}	18.01	0.0	0.0	0.0	0
W_{Ma}	95.41	0.0	0.0	0.0	0
R_{CIE}	39.92	58.66	26.98	64.56	25
J_{CIE}	81.26	−2.17	67.76	67.79	92
G_{CIE}	52.23	−42.26	11.75	43.87	164
B_{CIE}	30.57	1.15	−46.84	46.87	271

%Regularität

g*H,rel = 41

g*C,rel = 52

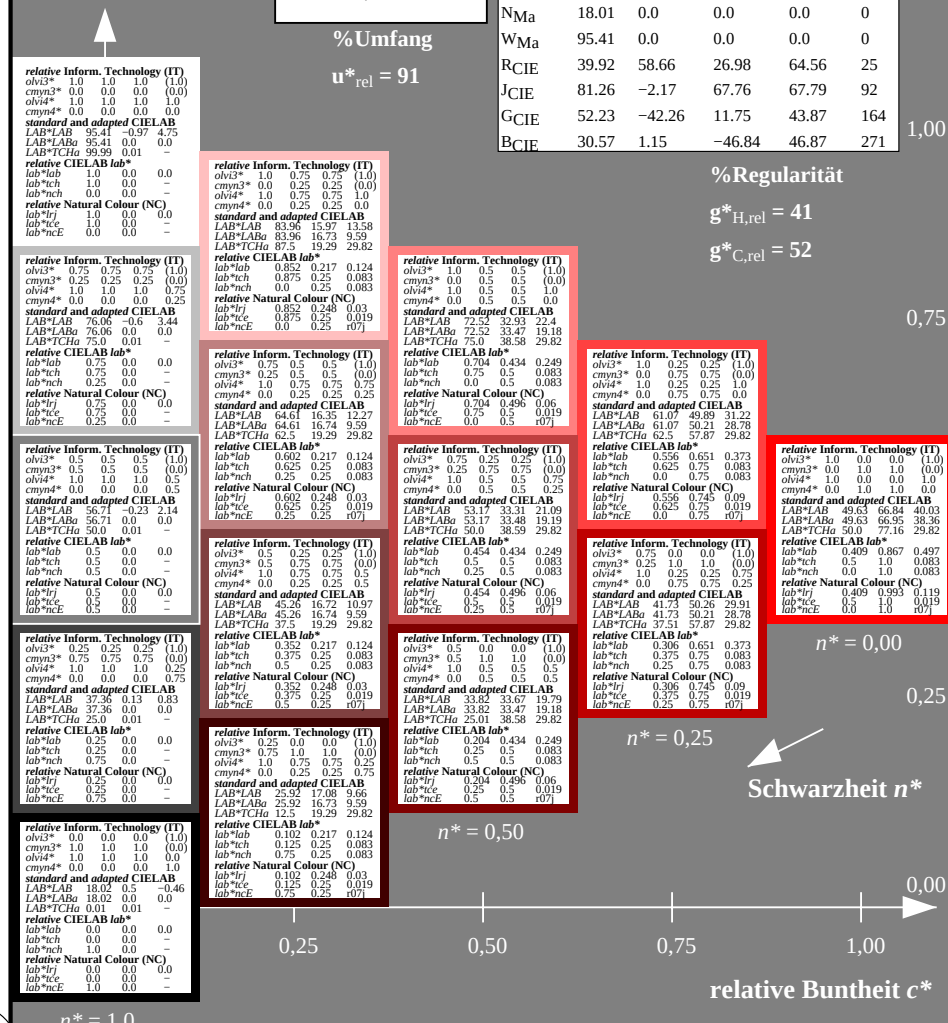

TG540−7, 5 stufige Reihen für konstanten CIELAB Buntton 30/360 = 0.083 (links)

Ausgabe: Farbmetrisches Reflexions-System MRS18

für Buntton *h = lab*h = 30/360 = 0.083**
lab*tch* und *lab*nch

D65: Buntton R
LCH*Ma: 50 77 30
rgb*Ma: 1.0 0.0 0.0

Dreiecks-Helligkeit *t**

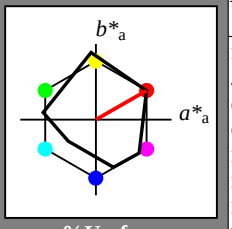

%Umfang

u*rel = 91

MRS18; adaptierte CIELAB-Daten

	$L^*=L^*_a$	a^*_a	b^*_a	$C^*_{ab,a}$	$h^*_{ab,a}$
R_{Ma}	49.63	66.96	38.37	77.18	30
J_{Ma}	90.7	−6.36	88.75	88.98	94
G_{Ma}	52.11	−69.73	9.44	70.37	172
$G50B_{Ma}$	45.03	−36.57	−28.47	46.36	218
B_{Ma}	36.65	23.19	−63.05	67.18	290
$B50R_{Ma}$	34.94	57.17	−44.26	72.31	322
N_{Ma}	18.01	0.0	0.0	0.0	0
W_{Ma}	95.41	0.0	0.0	0.0	0
R_{CIE}	39.92	58.66	26.98	64.56	25
J_{CIE}	81.26	−2.17	67.76	67.79	92
G_{CIE}	52.23	−42.26	11.75	43.87	164
B_{CIE}	30.57	1.15	−46.84	46.87	271

%Regularität

g*H,rel = 41

g*C,rel = 52

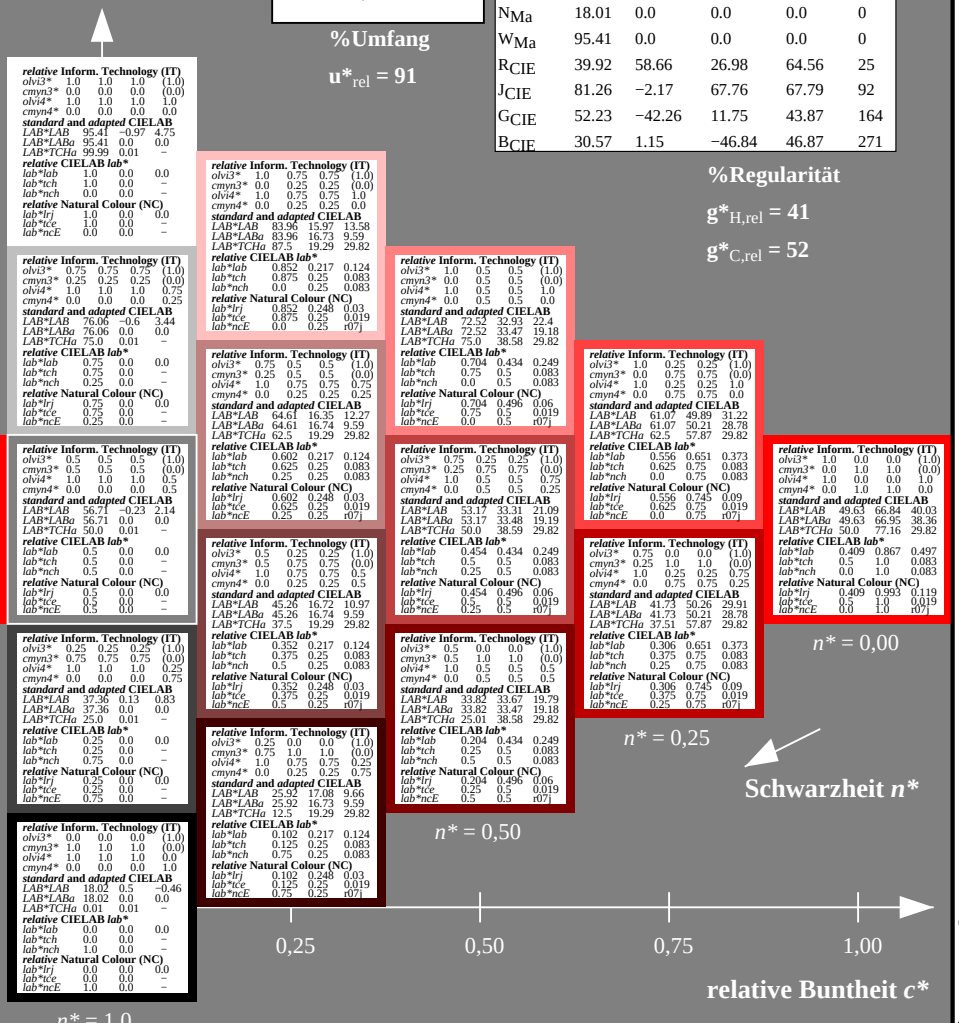

5 stufige Reihen für konstanten CIELAB Buntton 30/360 = 0.083 (rechts)

Siehe ähnliche Dateien: http://www.ps.bam.de/TG54/
Technische Information: http://www.ps.bam.de Version 2.1, io=1,1

BAM-Registrierung: 20060101-TG54/10S/S54G01NP.PS/.PDF BAM-Material: Code=rha4ta
Anwendung für Beurteilung und Messung von Drucker– oder Monitorsystemen
/TG54/ Form: 2/10, Serie: 1/1, Seite: 2 Sattenz hlung 2

Eingabe: Farbmetrisches Reflexions-System MRS18

für Buntton *h = lab*h = 94/360 = 0.261**
lab*tch* und *lab*nch

D65: Buntton J
LCH*Ma: 91 89 94
rgb*Ma: 1.0 1.0 0.0

Dreiecks-Helligkeit *t**

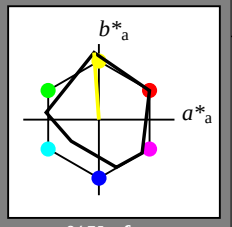

%Umfang

u*rel = 91

MRS18; adaptierte CIELAB-Daten

	$L^*=L^*_a$	a^*_a	b^*_a	$C^*_{ab,a}$	$h^*_{ab,a}$
R_{Ma}	49.63	66.96	38.37	77.18	30
J_{Ma}	90.7	−6.36	88.75	88.98	94
G_{Ma}	52.11	−69.73	9.44	70.37	172
$G50B_{Ma}$	45.03	−36.57	−28.47	46.36	218
B_{Ma}	36.65	23.19	−63.05	67.18	290
$B50R_{Ma}$	34.94	57.17	−44.26	72.31	322
N_{Ma}	18.01	0.0	0.0	0.0	0
W_{Ma}	95.41	0.0	0.0	0.0	0
R_{CIE}	39.92	58.66	26.98	64.56	25
J_{CIE}	81.26	−2.17	67.76	67.79	92
G_{CIE}	52.23	−42.26	11.75	43.87	164
B_{CIE}	30.57	1.15	−46.84	46.87	271

%Regularität

g*H,rel = 41

g*C,rel = 52

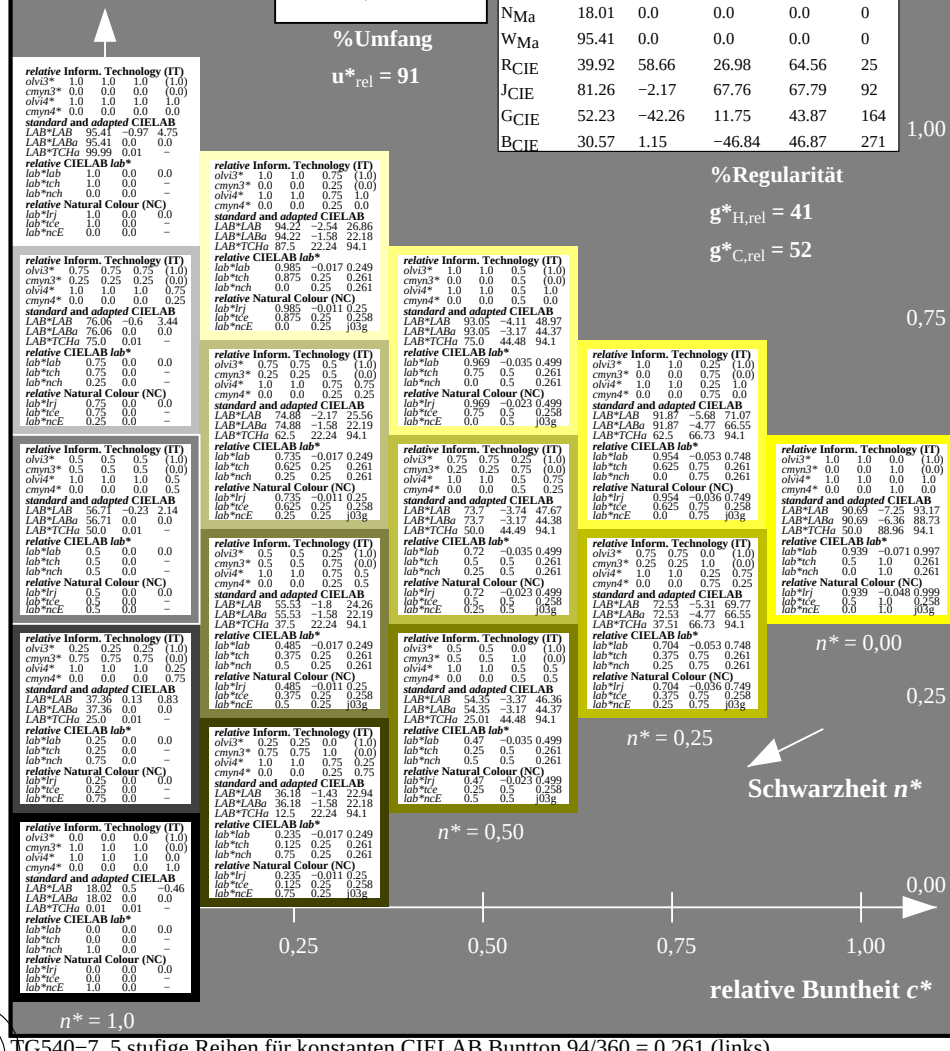

TG540−7, 5 stufige Reihen für konstanten CIELAB Buntton 94/360 = 0.261 (links)

Ausgabe: Farbmetrisches Reflexions-System MRS18

für Buntton *h = lab*h = 94/360 = 0.261**
lab*tch* und *lab*nch

D65: Buntton J
LCH*Ma: 91 89 94
rgb*Ma: 1.0 1.0 0.0

Dreiecks-Helligkeit *t**

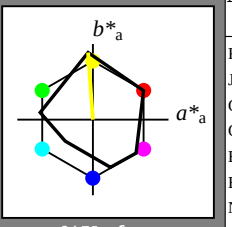

%Umfang

u*rel = 91

MRS18; adaptierte CIELAB-Daten

	$L^*=L^*_a$	a^*_a	b^*_a	$C^*_{ab,a}$	$h^*_{ab,a}$
R_{Ma}	49.63	66.96	38.37	77.18	30
J_{Ma}	90.7	−6.36	88.75	88.98	94
G_{Ma}	52.11	−69.73	9.44	70.37	172
$G50B_{Ma}$	45.03	−36.57	−28.47	46.36	218
B_{Ma}	36.65	23.19	−63.05	67.18	290
$B50R_{Ma}$	34.94	57.17	−44.26	72.31	322
N_{Ma}	18.01	0.0	0.0	0.0	0
W_{Ma}	95.41	0.0	0.0	0.0	0
R_{CIE}	39.92	58.66	26.98	64.56	25
J_{CIE}	81.26	−2.17	67.76	67.79	92
G_{CIE}	52.23	−42.26	11.75	43.87	164
B_{CIE}	30.57	1.15	−46.84	46.87	271

%Regularität

g*H,rel = 41

g*C,rel = 52

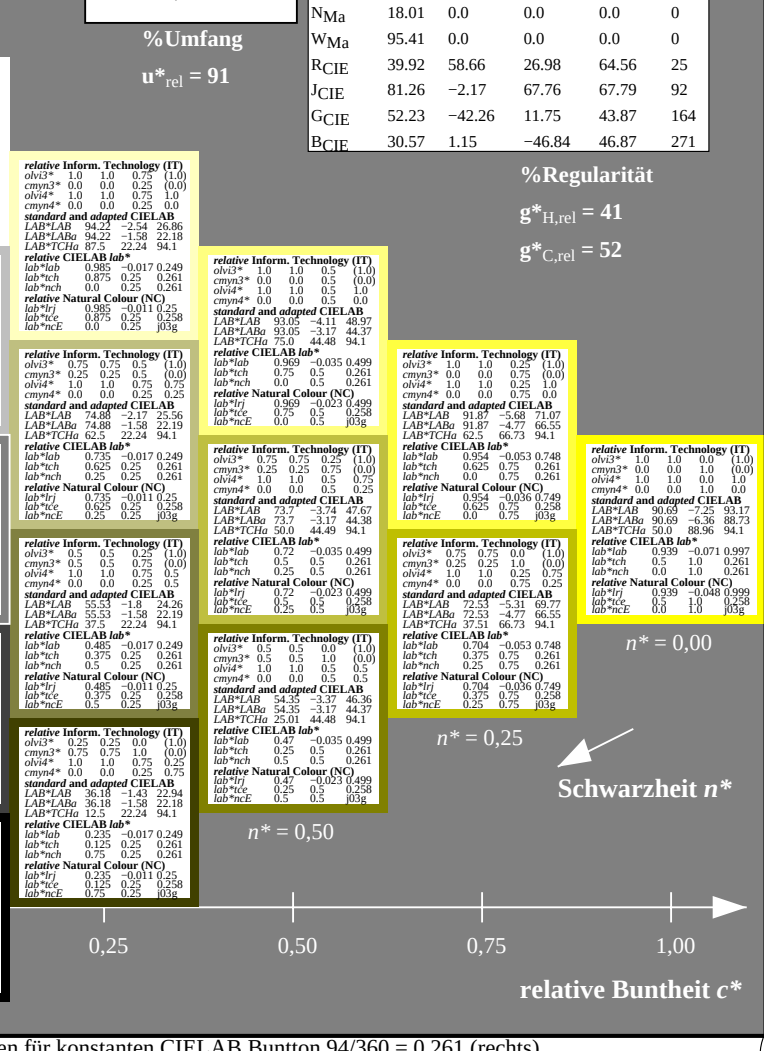

5 stufige Reihen für konstanten CIELAB Buntton 94/360 = 0.261 (rechts)

Siehe ähnliche Dateien: http://www.ps.bam.de/TG54/
Technische Information: http://www.ps.bam.de Version 2.1, io=1,1

BAM-Registrierung: 20060101-TG54/10S/S54G02NP.PS/.PDF BAM-Material: Code=rha4ta
Anwendung für Beurteilung und Messung von Drucker– oder Monitorsystemen
/TG54/ Form: 3/10, Serie: 1/1, Seite: 3 Sattelstreifung 3

Eingabe: Farbmetrisches Reflexions-System MRS18

für Buntton *h = lab*h = 172/360 = 0.479**
lab*tch* und *lab*nch

D65: Buntton G
LCH*Ma: 52 70 172
rgb*Ma: 0.0 1.0 0.0

Dreiecks-Helligkeit *t**

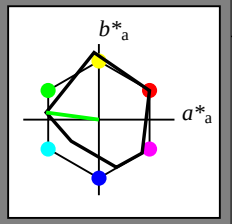

%Umfang
u*rel = 91

MRS18; adaptierte CIELAB-Daten

	L*=L*a	a*a	b*a	C*ab,a	h*ab,a
R_{Ma}	49.63	66.96	38.37	77.18	30
J_{Ma}	90.7	−6.36	88.75	88.98	94
G_{Ma}	52.11	−69.73	9.44	70.37	172
$G50B_{Ma}$	45.03	−36.57	−28.47	46.36	218
B_{Ma}	36.65	23.19	−63.05	67.18	290
$B50R_{Ma}$	34.94	57.17	−44.26	72.31	322
N_{Ma}	18.01	0.0	0.0	0.0	0
W_{Ma}	95.41	0.0	0.0	0.0	0
R_{CIE}	39.92	58.66	26.98	64.56	25
J_{CIE}	81.26	−2.17	67.76	67.79	92
G_{CIE}	52.23	−42.26	11.75	43.87	164
B_{CIE}	30.57	1.15	−46.84	46.87	271

%Regularität
g*H,rel = 41
g*C,rel = 52

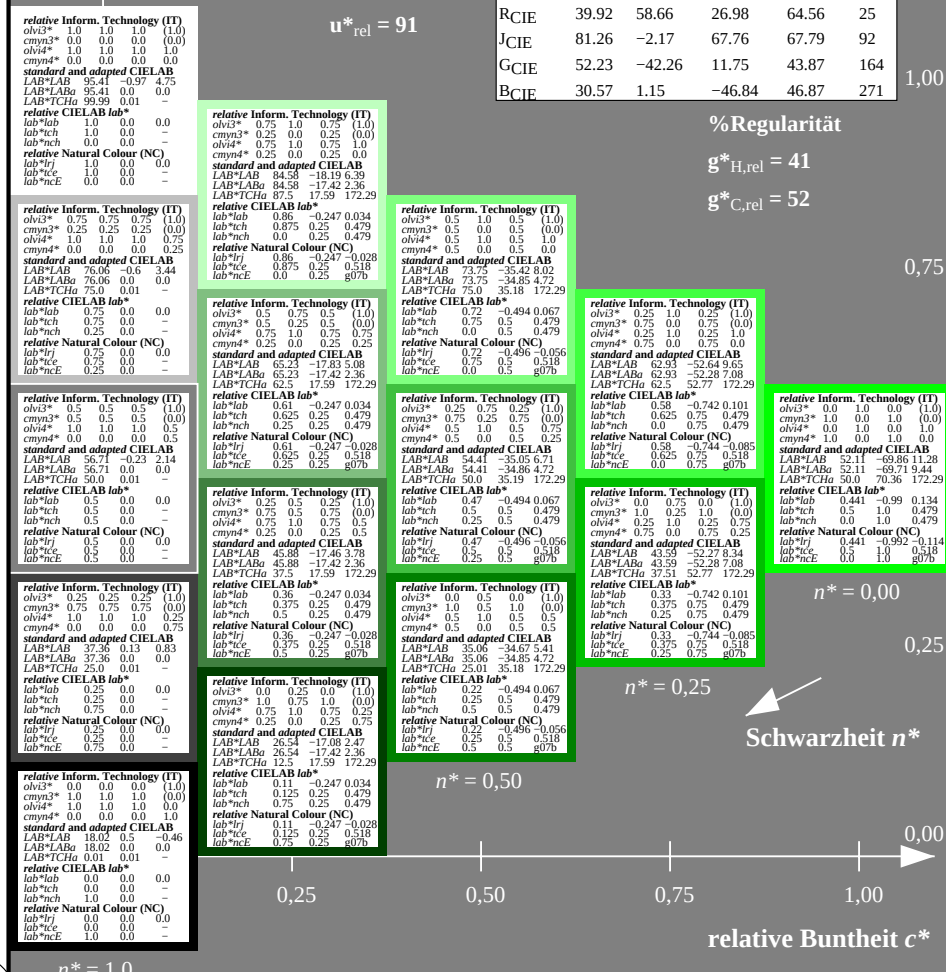

TG540−7, 5 stufige Reihen für konstanten CIELAB Buntton 172/360 = 0.479 (links)

Ausgabe: Farbmetrisches Reflexions-System MRS18

für Buntton *h = lab*h = 172/360 = 0.479**
lab*tch* und *lab*nch

D65: Buntton G
LCH*Ma: 52 70 172
rgb*Ma: 0.0 1.0 0.0

Dreiecks-Helligkeit *t**

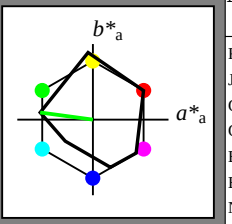

%Umfang
u*rel = 91

MRS18; adaptierte CIELAB-Daten

	L*=L*a	a*a	b*a	C*ab,a	h*ab,a
R_{Ma}	49.63	66.96	38.37	77.18	30
J_{Ma}	90.7	−6.36	88.75	88.98	94
G_{Ma}	52.11	−69.73	9.44	70.37	172
$G50B_{Ma}$	45.03	−36.57	−28.47	46.36	218
B_{Ma}	36.65	23.19	−63.05	67.18	290
$B50R_{Ma}$	34.94	57.17	−44.26	72.31	322
N_{Ma}	18.01	0.0	0.0	0.0	0
W_{Ma}	95.41	0.0	0.0	0.0	0
R_{CIE}	39.92	58.66	26.98	64.56	25
J_{CIE}	81.26	−2.17	67.76	67.79	92
G_{CIE}	52.23	−42.26	11.75	43.87	164
B_{CIE}	30.57	1.15	−46.84	46.87	271

%Regularität
g*H,rel = 41
g*C,rel = 52

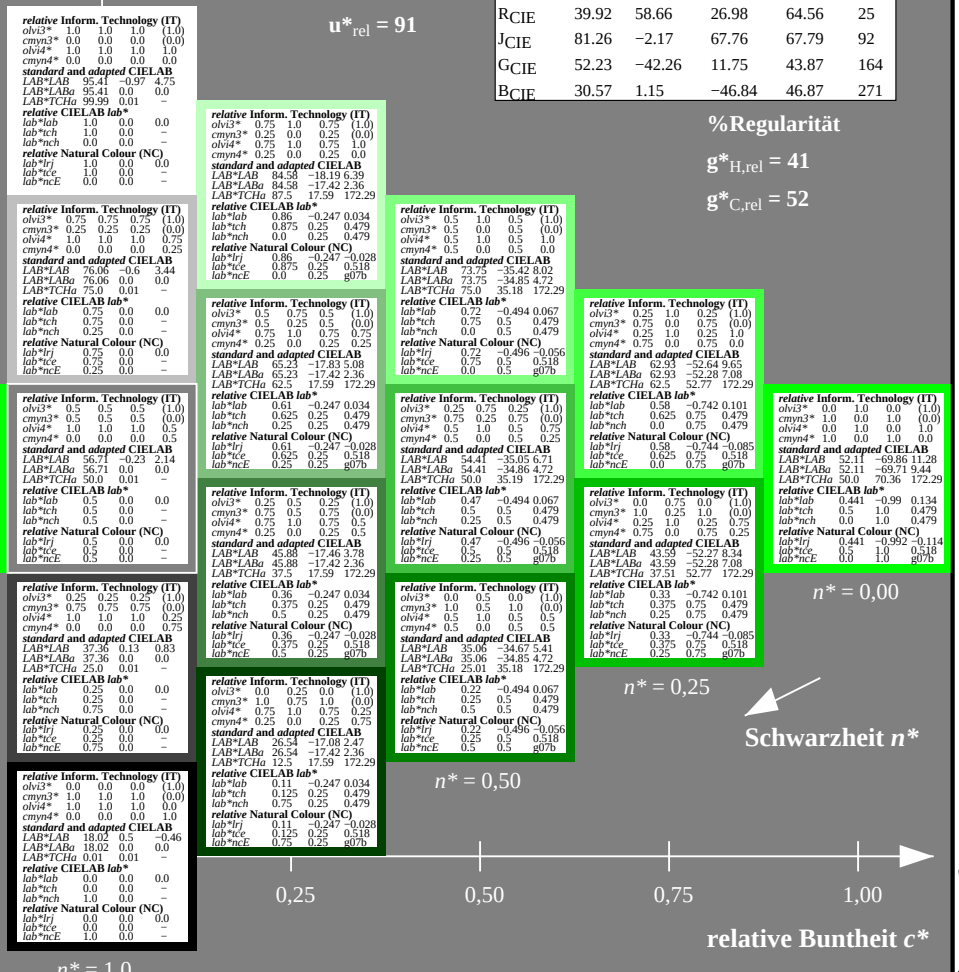

5 stufige Reihen für konstanten CIELAB Buntton 172/360 = 0.479 (rechts)

Siehe ähnliche Dateien: http://www.ps.bam.de/TG54/
Technische Information: http://www.ps.bam.de Version 2.1, io=1,1

BAM-Registrierung: 20060101-TG54/10S/S54G03NP.PS/.PDF BAM-Material: Code=rha4ta
Anwendung für Beurteilung und Messung von Drucker– oder Monitorsystemen
/TG54/ Form: 4/10, Serie: 1/1, Seite: 4 Sättigung 4

Eingabe: Farbmetrisches Reflexions-System MRS18

für Buntton *h* = lab*h = 218/360 = 0.605*
lab*tch* und *lab*nch

D65: Buntton G50B
LCH*Ma: 45 46 218
rgb*Ma: 0.0 1.0 1.0

Dreiecks-Helligkeit *t**

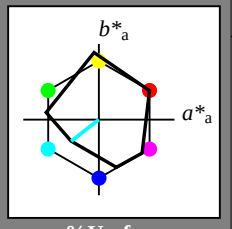

%Umfang
u*rel = 91

MRS18; adaptierte CIELAB-Daten

	$L^*=L^*_a$	a^*_a	b^*_a	$C^*_{ab,a}$	$h^*_{ab,a}$
R_{Ma}	49.63	66.96	38.37	77.18	30
J_{Ma}	90.7	−6.36	88.75	88.98	94
G_{Ma}	52.11	−69.73	9.44	70.37	172
$G50B_{Ma}$	45.03	−36.57	−28.47	46.36	218
B_{Ma}	36.65	23.19	−63.05	67.18	290
$B50R_{Ma}$	34.94	57.17	−44.26	72.31	322
N_{Ma}	18.01	0.0	0.0	0.0	0
W_{Ma}	95.41	0.0	0.0	0.0	0
R_{CIE}	39.92	58.66	26.98	64.56	25
J_{CIE}	81.26	−2.17	67.76	67.79	92
G_{CIE}	52.23	−42.26	11.75	43.87	164
B_{CIE}	30.57	1.15	−46.84	46.87	271

%Regularität
g*H,rel = 41
g*C,rel = 52

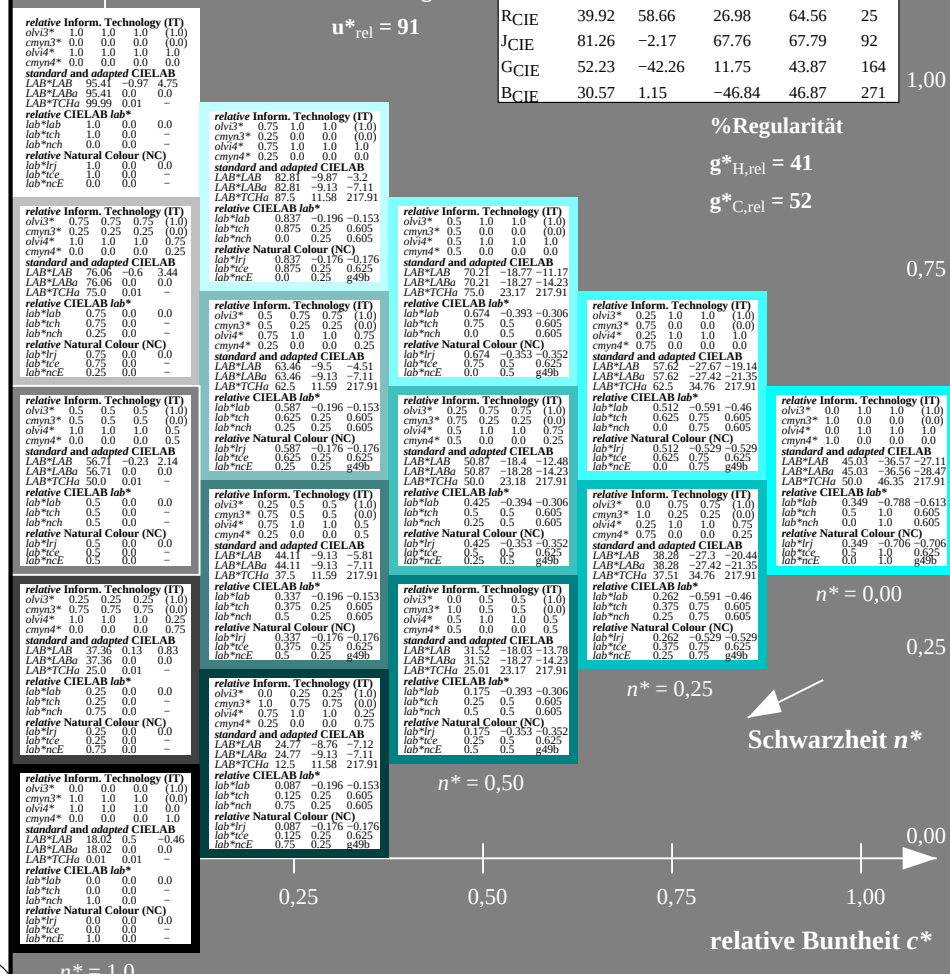

TG540−7, 5 stufige Reihen für konstanten CIELAB Buntton 218/360 = 0.605 (links)

Ausgabe: Farbmetrisches Reflexions-System MRS18

für Buntton *h* = lab*h = 218/360 = 0.605*
lab*tch* und *lab*nch

D65: Buntton G50B
LCH*Ma: 45 46 218
rgb*Ma: 0.0 1.0 1.0

Dreiecks-Helligkeit *t**

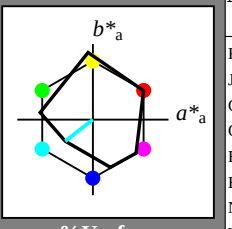

%Umfang
u*rel = 91

MRS18; adaptierte CIELAB-Daten

	$L^*=L^*_a$	a^*_a	b^*_a	$C^*_{ab,a}$	$h^*_{ab,a}$
R_{Ma}	49.63	66.96	38.37	77.18	30
J_{Ma}	90.7	−6.36	88.75	88.98	94
G_{Ma}	52.11	−69.73	9.44	70.37	172
$G50B_{Ma}$	45.03	−36.57	−28.47	46.36	218
B_{Ma}	36.65	23.19	−63.05	67.18	290
$B50R_{Ma}$	34.94	57.17	−44.26	72.31	322
N_{Ma}	18.01	0.0	0.0	0.0	0
W_{Ma}	95.41	0.0	0.0	0.0	0
R_{CIE}	39.92	58.66	26.98	64.56	25
J_{CIE}	81.26	−2.17	67.76	67.79	92
G_{CIE}	52.23	−42.26	11.75	43.87	164
B_{CIE}	30.57	1.15	−46.84	46.87	271

%Regularität
g*H,rel = 41
g*C,rel = 52

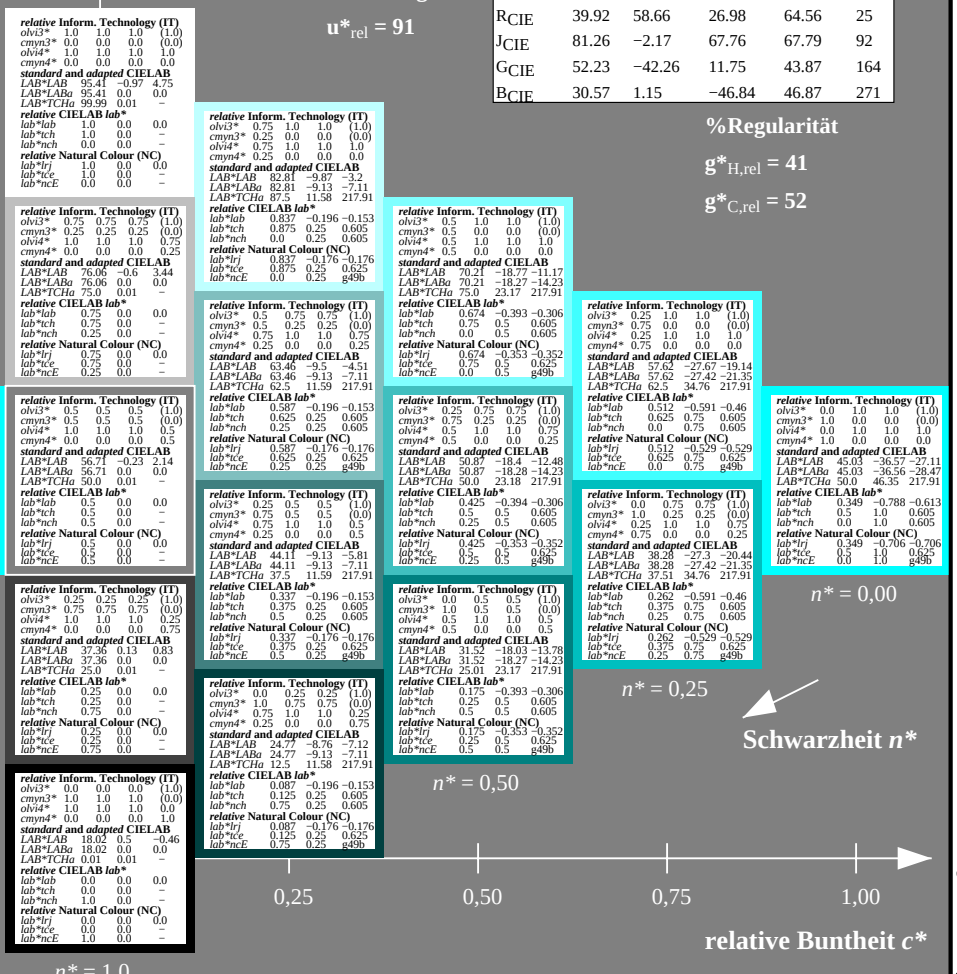

5 stufige Reihen für konstanten CIELAB Buntton 218/360 = 0.605 (rechts)

Siehe ähnliche Dateien: http://www.ps.bam.de/TG54/
Technische Information: http://www.ps.bam.de Version 2.1, io=1,1

Eingabe: Farbmetrisches Reflexions-System MRS18

für Buntton *h = lab*h = 290/360 = 0.806**
lab*tch* und *lab*nch

D65: Buntton B
LCH*Ma: 37 67 290
rgb*Ma: 0.0 0.0 1.0

Dreiecks-Helligkeit *t**

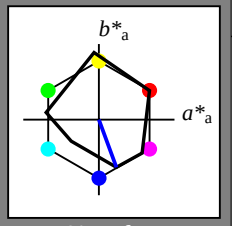

%Umfang

u*rel = 91

MRS18; adaptierte CIELAB-Daten	L*=L*a	a*a	b*a	C*ab,a	h*ab,a
RMa	49.63	66.96	38.37	77.18	30
JMa	90.7	−6.36	88.75	88.98	94
GMa	52.11	−69.73	9.44	70.37	172
G50BMa	45.03	−36.57	−28.47	46.36	218
BMa	36.65	23.19	−63.05	67.18	290
B50RMa	34.94	57.17	−44.26	72.31	322
NMa	18.01	0.0	0.0	0.0	0
WMa	95.41	0.0	0.0	0.0	0
RCIE	39.92	58.66	26.98	64.56	25
JCIE	81.26	−2.17	67.76	67.79	92
GCIE	52.23	−42.26	11.75	43.87	164
BCIE	30.57	1.15	−46.84	46.87	271

%Regularität

g*H,rel = 41

g*C,rel = 52

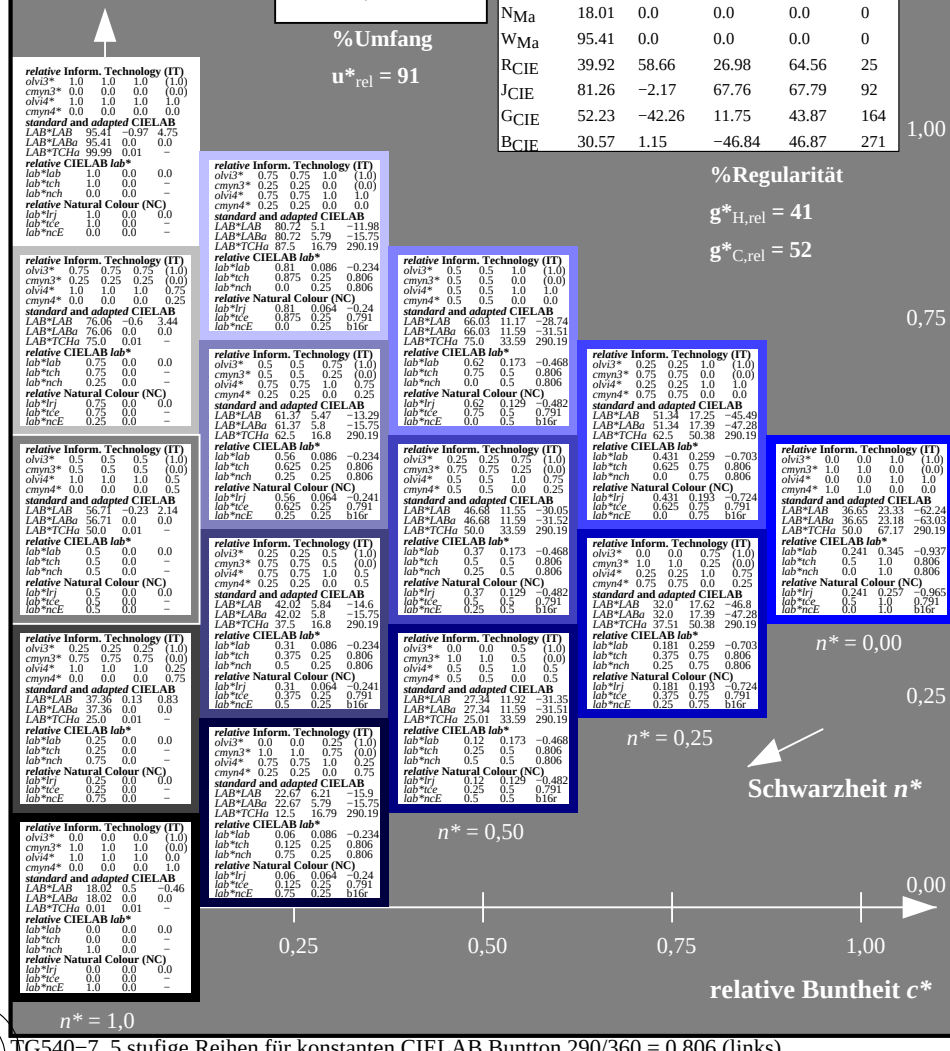

TG540−7, 5 stufige Reihen für konstanten CIELAB Buntton 290/360 = 0.806 (links)

Ausgabe: Farbmetrisches Reflexions-System MRS18

für Buntton *h = lab*h = 290/360 = 0.806**
lab*tch* und *lab*nch

D65: Buntton B
LCH*Ma: 37 67 290
rgb*Ma: 0.0 0.0 1.0

Dreiecks-Helligkeit *t**

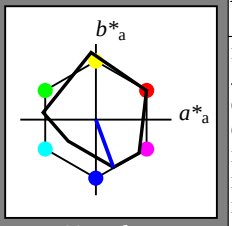

%Umfang

u*rel = 91

MRS18; adaptierte CIELAB-Daten	L*=L*a	a*a	b*a	C*ab,a	h*ab,a
RMa	49.63	66.96	38.37	77.18	30
JMa	90.7	−6.36	88.75	88.98	94
GMa	52.11	−69.73	9.44	70.37	172
G50BMa	45.03	−36.57	−28.47	46.36	218
BMa	36.65	23.19	−63.05	67.18	290
B50RMa	34.94	57.17	−44.26	72.31	322
NMa	18.01	0.0	0.0	0.0	0
WMa	95.41	0.0	0.0	0.0	0
RCIE	39.92	58.66	26.98	64.56	25
JCIE	81.26	−2.17	67.76	67.79	92
GCIE	52.23	−42.26	11.75	43.87	164
BCIE	30.57	1.15	−46.84	46.87	271

%Regularität

g*H,rel = 41

g*C,rel = 52

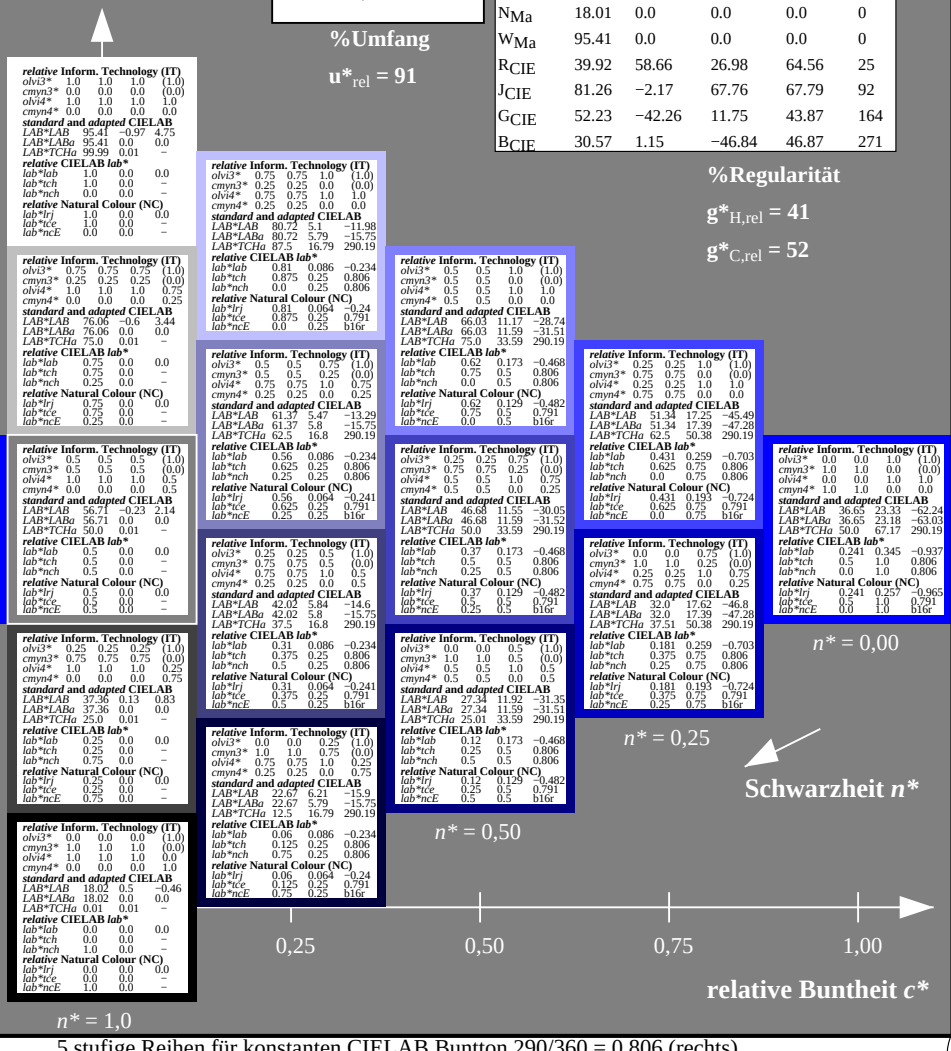

5 stufige Reihen für konstanten CIELAB Buntton 290/360 = 0.806 (rechts)

BAM-Registrierung: 20060101-TG54/10S/S54G04NP.PS/.PDF BAM-Material: Code=rha4ta
Anwendung für Beurteilung und Messung von Drucker− oder Monitorsystemen
/TG54/ Form: 5/10, Serie: 1/1, Seite: 5 Seitenz hlung 5

Siehe ähnliche Dateien: http://www.ps.bam.de/TG54/
Technische Information: http://www.ps.bam.de Version 2.1, io=1,1

BAM-Registrierung: 20060101-TG54/10S/S54G05NP.PS/.PDF BAM-Material: Code=rha4ta
Anwendung für Beurteilung und Messung von Drucker– oder Monitorsystemen
/TG54/ Form: 6/10, Serie: 1/1, Seite: 6 Sattelstreifung 6

Eingabe: Farbmetrisches Reflexions-System MRS18

für Buntton *h* = lab*h = 322/360 = 0.895*
lab*tch* und *lab*nch

D65: Buntton B50R
LCH*Ma: 35 72 322
rgb*Ma: 1.0 0.0 1.0

Dreiecks-Helligkeit *t**

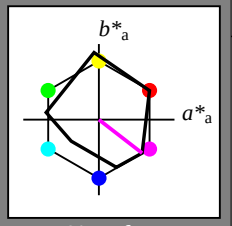

%Umfang

u^*_{rel} = 91

MRS18; adaptierte CIELAB-Daten

	$L^*=L^*_a$	a^*_a	b^*_a	$C^*_{ab,a}$	$h^*_{ab,a}$
R_{Ma}	49.63	66.96	38.37	77.18	30
J_{Ma}	90.7	−6.36	88.75	88.98	94
G_{Ma}	52.11	−69.73	9.44	70.37	172
$G50B_{Ma}$	45.03	−36.57	−28.47	46.36	218
B_{Ma}	36.65	23.19	−63.05	67.18	290
$B50R_{Ma}$	34.94	57.17	−44.26	72.31	322
N_{Ma}	18.01	0.0	0.0	0.0	0
W_{Ma}	95.41	0.0	0.0	0.0	0
R_{CIE}	39.92	58.66	26.98	64.56	25
J_{CIE}	81.26	−2.17	67.76	67.79	92
G_{CIE}	52.23	−42.26	11.75	43.87	164
B_{CIE}	30.57	1.15	−46.84	46.87	271

%Regularität

$g^*_{H,rel}$ = 41

$g^*_{C,rel}$ = 52

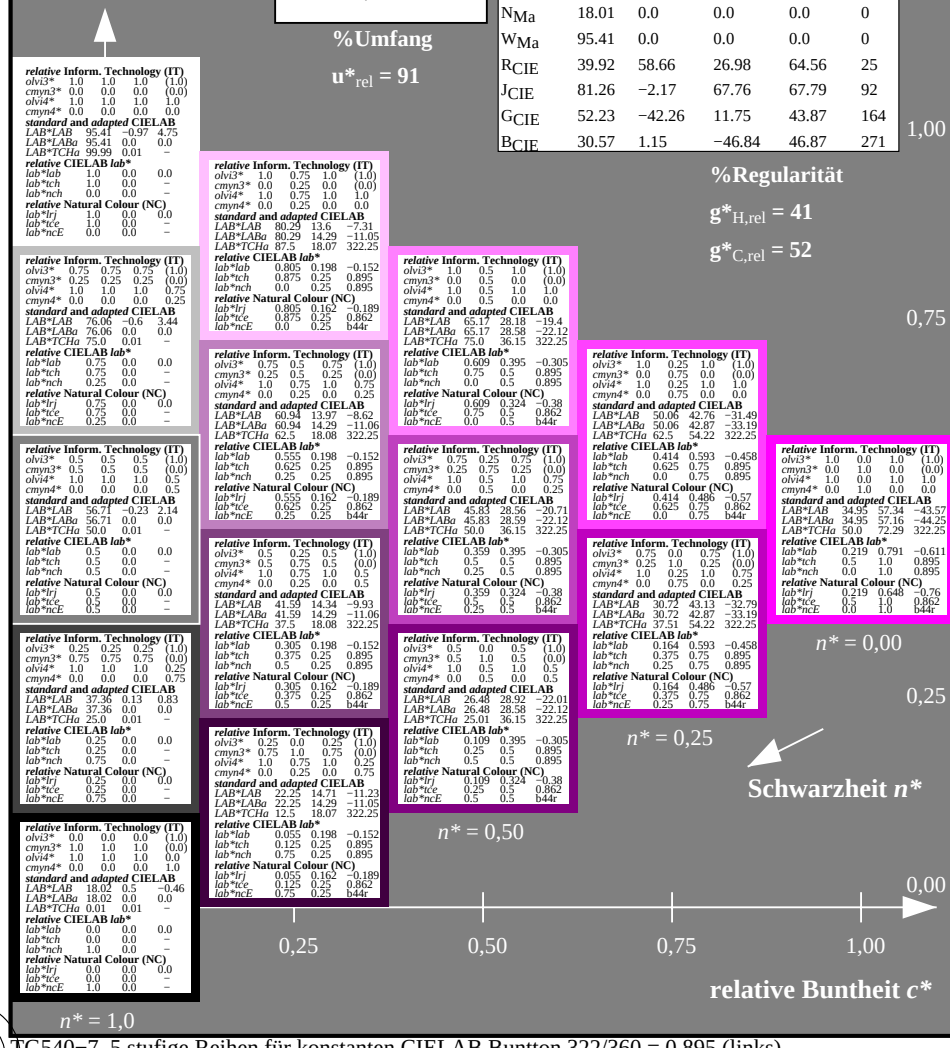

TG540−7, 5 stufige Reihen für konstanten CIELAB Buntton 322/360 = 0.895 (links)

Ausgabe: Farbmetrisches Reflexions-System MRS18

für Buntton *h* = lab*h = 322/360 = 0.895*
lab*tch* und *lab*nch

D65: Buntton B50R
LCH*Ma: 35 72 322
rgb*Ma: 1.0 0.0 1.0

Dreiecks-Helligkeit *t**

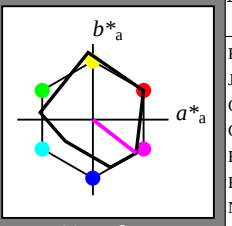

%Umfang

u^*_{rel} = 91

MRS18; adaptierte CIELAB-Daten

	$L^*=L^*_a$	a^*_a	b^*_a	$C^*_{ab,a}$	$h^*_{ab,a}$
R_{Ma}	49.63	66.96	38.37	77.18	30
J_{Ma}	90.7	−6.36	88.75	88.98	94
G_{Ma}	52.11	−69.73	9.44	70.37	172
$G50B_{Ma}$	45.03	−36.57	−28.47	46.36	218
B_{Ma}	36.65	23.19	−63.05	67.18	290
$B50R_{Ma}$	34.94	57.17	−44.26	72.31	322
N_{Ma}	18.01	0.0	0.0	0.0	0
W_{Ma}	95.41	0.0	0.0	0.0	0
R_{CIE}	39.92	58.66	26.98	64.56	25
J_{CIE}	81.26	−2.17	67.76	67.79	92
G_{CIE}	52.23	−42.26	11.75	43.87	164
B_{CIE}	30.57	1.15	−46.84	46.87	271

%Regularität

$g^*_{H,rel}$ = 41

$g^*_{C,rel}$ = 52

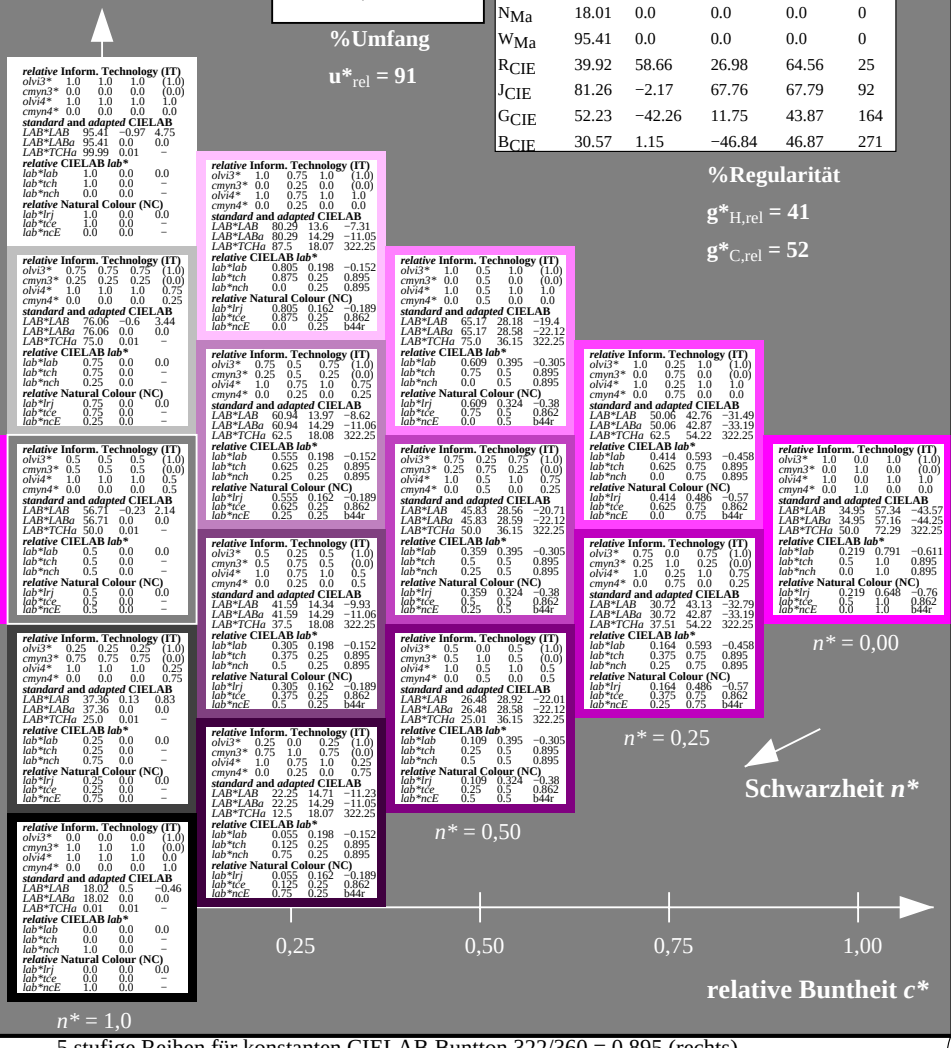

5 stufige Reihen für konstanten CIELAB Buntton 322/360 = 0.895 (rechts)

Siehe ähnliche Dateien: http://www.ps.bam.de/TG54/
Technische Information: http://www.ps.bam.de Version 2.1, io=1,1

BAM-Registrierung: 20060101-TG54/10S/S54G06NP.PS/.PDF BAM-Material: Code=rha4ta
Anwendung für Beurteilung und Messung von Drucker– oder Monitorsystemen
/TG54/ Form: 7/10, Serie: 1/1, Seite: 7 Sattelstreifen 7

Eingabe: Farbmetrisches Reflexions-System MRS18

für Buntton $h^* = lab^*h = 25/360 = 0.069$
lab^*tch und lab^*nch

D65: Buntton R
LCH*Ma: 48 73 25
rgb*Ma: 1.0 0.0 0.1

Dreiecks-Helligkeit t^*

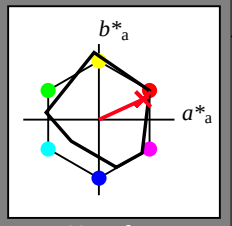

%Umfang

u^*_{rel} = 91

MRS18; adaptierte CIELAB-Daten

	$L^*=L^*_a$	a^*_a	b^*_a	$C^*_{ab,a}$	$h^*_{ab,a}$
R_{Ma}	49.63	66.96	38.37	77.18	30
J_{Ma}	90.7	−6.36	88.75	88.98	94
G_{Ma}	52.11	−69.73	9.44	70.37	172
$G50B_{Ma}$	45.03	−36.57	−28.47	46.36	218
B_{Ma}	36.65	23.19	−63.05	67.18	290
$B50R_{Ma}$	34.94	57.17	−44.26	72.31	322
N_{Ma}	18.01	0.0	0.0	0.0	0
W_{Ma}	95.41	0.0	0.0	0.0	0
R_{CIE}	39.92	58.66	26.98	64.56	25
J_{CIE}	81.26	−2.17	67.76	67.79	92
G_{CIE}	52.23	−42.26	11.75	43.87	164
B_{CIE}	30.57	1.15	−46.84	46.87	271

%Regularität

$g^*_{H,rel}$ = 41

$g^*_{C,rel}$ = 52

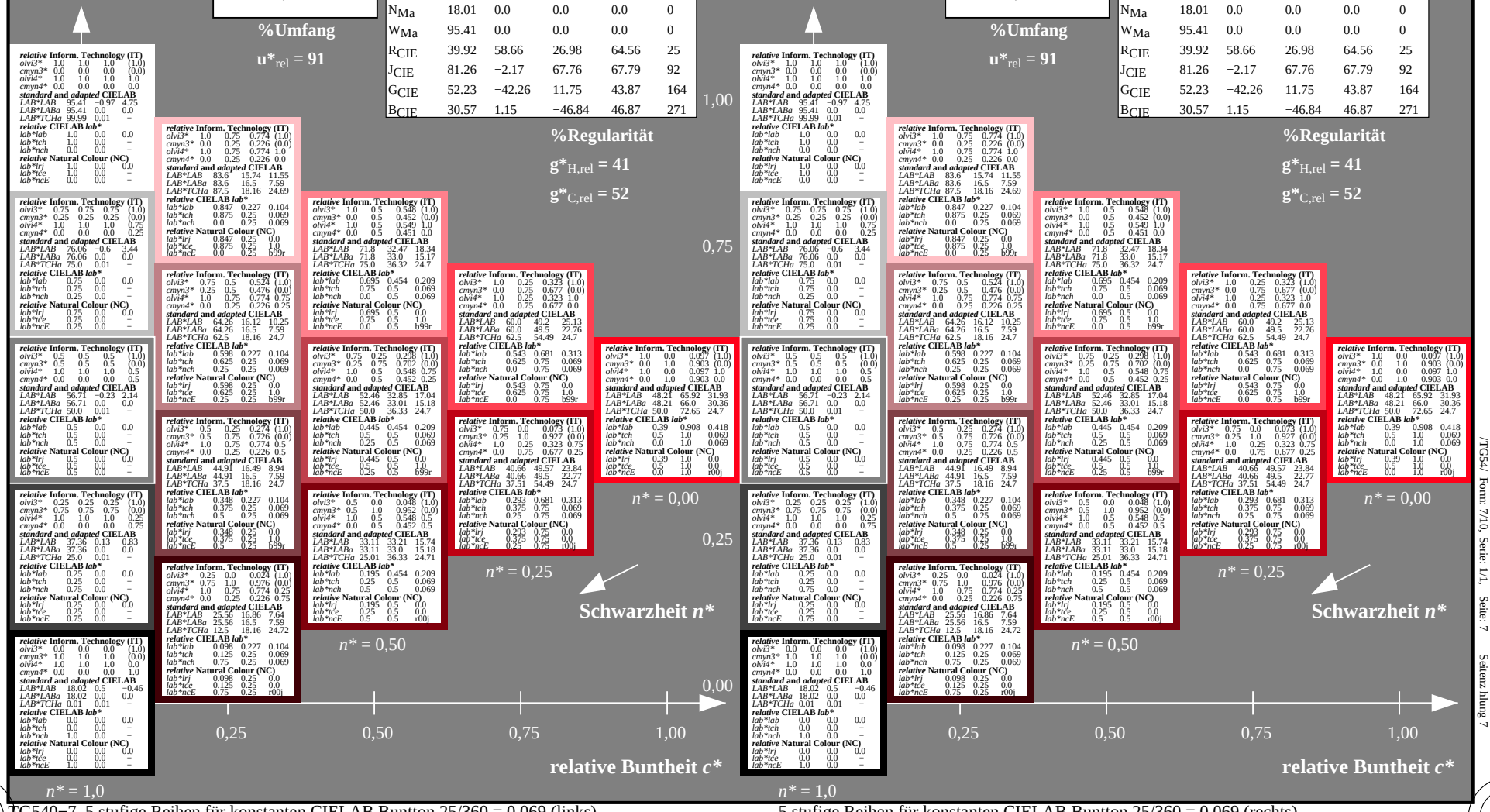

TG540−7, 5 stufige Reihen für konstanten CIELAB Buntton 25/360 = 0.069 (links)

Ausgabe: Farbmetrisches Reflexions-System MRS18

für Buntton $h^* = lab^*h = 25/360 = 0.069$
lab^*tch und lab^*nch

D65: Buntton R
LCH*Ma: 48 73 25
rgb*Ma: 1.0 0.0 0.1

Dreiecks-Helligkeit t^*

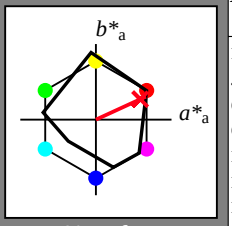

%Umfang

u^*_{rel} = 91

MRS18; adaptierte CIELAB-Daten

	$L^*=L^*_a$	a^*_a	b^*_a	$C^*_{ab,a}$	$h^*_{ab,a}$
R_{Ma}	49.63	66.96	38.37	77.18	30
J_{Ma}	90.7	−6.36	88.75	88.98	94
G_{Ma}	52.11	−69.73	9.44	70.37	172
$G50B_{Ma}$	45.03	−36.57	−28.47	46.36	218
B_{Ma}	36.65	23.19	−63.05	67.18	290
$B50R_{Ma}$	34.94	57.17	−44.26	72.31	322
N_{Ma}	18.01	0.0	0.0	0.0	0
W_{Ma}	95.41	0.0	0.0	0.0	0
R_{CIE}	39.92	58.66	26.98	64.56	25
J_{CIE}	81.26	−2.17	67.76	67.79	92
G_{CIE}	52.23	−42.26	11.75	43.87	164
B_{CIE}	30.57	1.15	−46.84	46.87	271

%Regularität

$g^*_{H,rel}$ = 41

$g^*_{C,rel}$ = 52

5 stufige Reihen für konstanten CIELAB Buntton 25/360 = 0.069 (rechts)

Siehe ähnliche Dateien: http://www.ps.bam.de/TG54/
Technische Information: http://www.ps.bam.de Version 2.1, io=1,1

BAM-Registrierung: 20060101-TG54/10S/S54G07NP.PS/.PDF BAM-Material: Code=rha4ta
Anwendung für Beurteilung und Messung von Drucker– oder Monitorsystemen
/TG54/ Form: 8/10, Serie: 1/1, Seite: 8 Sattelnz hlung 8

Eingabe: Farbmetrisches Reflexions-System MRS18

für Buntton *h = lab*h = 92/360 = 0.255**
lab*tch* und *lab*nch

D65: Buntton J
LCH*Ma: 89 86 92
rgb*Ma: 1.0 0.95 0.0

Dreiecks-Helligkeit *t**

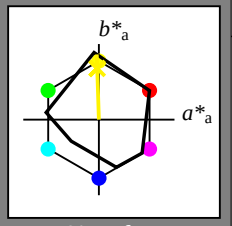

%Umfang

u*rel = 91

MRS18; adaptierte CIELAB-Daten

	$L^*=L^*_a$	a^*_a	b^*_a	$C^*_{ab,a}$	$h^*_{ab,a}$
R_{Ma}	49.63	66.96	38.37	77.18	30
J_{Ma}	90.7	−6.36	88.75	88.98	94
G_{Ma}	52.11	−69.73	9.44	70.37	172
$G50B_{Ma}$	45.03	−36.57	−28.47	46.36	218
B_{Ma}	36.65	23.19	−63.05	67.18	290
$B50R_{Ma}$	34.94	57.17	−44.26	72.31	322
N_{Ma}	18.01	0.0	0.0	0.0	0
W_{Ma}	95.41	0.0	0.0	0.0	0
R_{CIE}	39.92	58.66	26.98	64.56	25
J_{CIE}	81.26	−2.17	67.76	67.79	92
G_{CIE}	52.23	−42.26	11.75	43.87	164
B_{CIE}	30.57	1.15	−46.84	46.87	271

%Regularität

g*H,rel = 41

g*C,rel = 52

1,00

0,75

0,25

0,00

Schwarzheit *n**

*n** = 0,00

*n** = 0,25

*n** = 0,50

*n** = 1,0

0,25 0,50 0,75 1,00

relative Buntheit *c**

relative Inform. Technology (IT)
olvi3* 1.0 1.0 1.0 (1.0)
cmyn3* 0.0 0.0 0.0 (0.0)
olvi4* 1.0 1.0 1.0 1.0
cmyn4* 0.0 0.0 0.0 0.0
standard and adapted CIELAB
LAB*LAB 95.41 −0.97 4.75
LAB*LABa 95.41 0.0 0.0
LAB*TCHa 99.99 0.01 –
relative CIELAB *lab**
lab*lab 1.0 0.0 0.0
lab*tch 1.0 0.0 –
lab*nch 0.0 0.0 –
relative Natural Colour (NC)
lab*lrj 1.0 0.0 0.0
lab*tce 1.0 0.0 –
lab*ncE 0.0 0.0 –

relative Inform. Technology (IT)
olvi3* 0.75 0.75 0.75 (1.0)
cmyn3* 0.25 0.25 0.25 (0.0)
olvi4* 1.0 1.0 1.0 0.75
cmyn4* 0.0 0.0 0.0 0.25
standard and adapted CIELAB
LAB*LAB 76.06 −0.6 3.44
LAB*LABa 76.06 0.0 0.0
LAB*TCHa 75.0 0.01 –
relative CIELAB *lab**
lab*lab 0.75 0.0 0.0
lab*tch 0.75 0.0 –
lab*nch 0.25 0.0 –
relative Natural Colour (NC)
lab*lrj 0.75 0.0 0.0
lab*tce 0.75 0.0 –
lab*ncE 0.25 0.0 –

relative Inform. Technology (IT)
olvi3* 0.5 0.5 0.5 (1.0)
cmyn3* 0.5 0.5 0.5 (0.0)
olvi4* 1.0 1.0 1.0 0.5
cmyn4* 0.0 0.0 0.0 0.5
standard and adapted CIELAB
LAB*LAB 56.71 −0.23 2.14
LAB*LABa 56.71 0.0 0.0
LAB*TCHa 50.0 0.01 –
relative CIELAB *lab**
lab*lab 0.5 0.0 0.0
lab*tch 0.5 0.0 –
lab*nch 0.5 0.0 –
relative Natural Colour (NC)
lab*lrj 0.5 0.0 0.0
lab*tce 0.5 0.0 –
lab*ncE 0.5 0.0 –

relative Inform. Technology (IT)
olvi3* 0.25 0.25 0.25 (1.0)
cmyn3* 0.75 0.75 0.75 (0.0)
olvi4* 1.0 1.0 1.0 0.25
cmyn4* 0.0 0.0 0.0 0.75
standard and adapted CIELAB
LAB*LAB 37.36 0.13 0.83
LAB*LABa 37.36 0.0 0.0
LAB*TCHa 25.0 0.01 –
relative CIELAB *lab**
lab*lab 0.25 0.0 0.0
lab*tch 0.25 0.0 –
lab*nch 0.75 0.0 –
relative Natural Colour (NC)
lab*lrj 0.25 0.0 0.0
lab*tce 0.25 0.0 –
lab*ncE 0.75 0.0 –

relative Inform. Technology (IT)
olvi3* 0.0 0.0 0.0 (1.0)
cmyn3* 1.0 1.0 1.0 (0.0)
olvi4* 1.0 1.0 1.0 0.0
cmyn4* 0.0 0.0 0.0 1.0
standard and adapted CIELAB
LAB*LAB 18.02 0.5 −0.46
LAB*LABa 18.02 0.0 0.0
LAB*TCHa 0.01 0.01 –
relative CIELAB *lab**
lab*lab 0.0 0.0 0.0
lab*tch 0.0 0.0 –
lab*nch 1.0 0.0 –
relative Natural Colour (NC)
lab*lrj 0.0 0.0 0.0
lab*tce 0.0 0.0 –
lab*ncE 1.0 0.0 –

relative Inform. Technology (IT)
olvi3* 1.0 0.988 0.75 (1.0)
cmyn3* 0.0 0.012 0.25 (0.0)
olvi4* 1.0 0.988 0.75 1.0
cmyn4* 0.0 0.012 0.25 0.0
standard and adapted CIELAB
LAB*LAB 93.72 −1.64 26.21
LAB*LABa 93.72 −0.69 21.57
LAB*TCHa 87.5 21.58 91.86
relative CIELAB *lab**
lab*lab 0.978 −0.007 0.25
lab*tch 0.875 0.25 0.255
lab*nch 0.0 0.25 0.255
relative Natural Colour (NC)
lab*lrj 0.978 0.0 0.25
lab*tce 0.875 0.25 0.25
lab*ncE 0.0 0.25 j00g

relative Inform. Technology (IT)
olvi3* 0.75 0.738 0.5 (1.0)
cmyn3* 0.25 0.262 0.5 (0.0)
olvi4* 1.0 0.988 0.75 0.75
cmyn4* 0.0 0.012 0.25 0.25
standard and adapted CIELAB
LAB*LAB 74.38 −1.26 24.91
LAB*LABa 74.38 −0.68 21.57
LAB*TCHa 62.5 21.58 91.84
relative CIELAB *lab**
lab*lab 0.728 −0.007 0.25
lab*tch 0.625 0.25 0.255
lab*nch 0.25 0.25 0.255
relative Natural Colour (NC)
lab*lrj 0.728 0.0 0.25
lab*tce 0.625 0.25 0.25
lab*ncE 0.25 0.25 r99j

relative Inform. Technology (IT)
olvi3* 0.5 0.488 0.25 (1.0)
cmyn3* 0.5 0.512 0.75 (0.0)
olvi4* 1.0 0.988 0.75 0.5
cmyn4* 0.0 0.012 0.25 0.5
standard and adapted CIELAB
LAB*LAB 55.03 −0.89 23.6
LAB*LABa 55.03 −0.68 21.57
LAB*TCHa 37.5 21.58 91.84
relative CIELAB *lab**
lab*lab 0.478 −0.007 0.25
lab*tch 0.375 0.25 0.255
lab*nch 0.5 0.25 0.255
relative Natural Colour (NC)
lab*lrj 0.478 0.0 0.25
lab*tce 0.375 0.25 0.25
lab*ncE 0.5 0.25 r99j

relative Inform. Technology (IT)
olvi3* 0.25 0.238 0.0 (1.0)
cmyn3* 0.75 0.762 1.0 (0.0)
olvi4* 1.0 0.988 0.75 0.25
cmyn4* 0.0 0.012 0.25 0.75
standard and adapted CIELAB
LAB*LAB 35.68 −0.52 22.29
LAB*LABa 35.68 −0.68 21.56
LAB*TCHa 12.5 21.57 91.84
relative CIELAB *lab**
lab*lab 0.228 −0.007 0.25
lab*tch 0.125 0.25 0.255
lab*nch 0.75 0.25 0.255
relative Natural Colour (NC)
lab*lrj 0.228 0.0 0.25
lab*tce 0.125 0.25 0.25
lab*ncE 0.75 0.25 r99j

relative Inform. Technology (IT)
olvi3* 1.0 0.976 0.5 (1.0)
cmyn3* 0.0 0.024 0.5 (0.0)
olvi4* 1.0 0.976 0.5 1.0
cmyn4* 0.0 0.024 0.5 0.0
standard and adapted CIELAB
LAB*LAB 92.04 −2.3 47.67
LAB*LABa 92.04 −1.39 43.14
LAB*TCHa 75.0 43.16 91.85
relative CIELAB *lab**
lab*lab 0.957 −0.015 0.5
lab*tch 0.75 0.5 0.255
lab*nch 0.0 0.5 0.255
relative Natural Colour (NC)
lab*lrj 0.957 0.0 0.5
lab*tce 0.75 0.5 0.25
lab*ncE 0.0 0.5 j00g

relative Inform. Technology (IT)
olvi3* 0.75 0.726 0.25 (1.0)
cmyn3* 0.25 0.274 0.75 (0.0)
olvi4* 1.0 0.976 0.5 0.75
cmyn4* 0.0 0.024 0.5 0.25
standard and adapted CIELAB
LAB*LAB 72.7 −1.92 46.37
LAB*LABa 72.7 −1.38 43.14
LAB*TCHa 50.0 43.16 91.84
relative CIELAB *lab**
lab*lab 0.707 −0.015 0.5
lab*tch 0.5 0.5 0.255
lab*nch 0.25 0.5 0.255
relative Natural Colour (NC)
lab*lrj 0.707 0.0 0.5
lab*tce 0.5 0.5 0.25
lab*ncE 0.25 0.5 r99j

relative Inform. Technology (IT)
olvi3* 0.5 0.476 0.0 (1.0)
cmyn3* 0.5 0.524 1.0 (0.0)
olvi4* 1.0 0.976 0.5 0.5
cmyn4* 0.0 0.024 0.5 0.5
standard and adapted CIELAB
LAB*LAB 53.35 −1.55 45.05
LAB*LABa 53.35 −1.38 43.13
LAB*TCHa 25.01 43.16 91.84
relative CIELAB *lab**
lab*lab 0.457 −0.015 0.5
lab*tch 0.25 0.5 0.255
lab*nch 0.5 0.5 0.255
relative Natural Colour (NC)
lab*lrj 0.457 0.0 0.5
lab*tce 0.25 0.5 0.25
lab*ncE 0.5 0.5 r99j

relative Inform. Technology (IT)
olvi3* 1.0 0.963 0.25 (1.0)
cmyn3* 0.0 0.037 0.75 (0.0)
olvi4* 1.0 0.963 0.25 1.0
cmyn4* 0.0 0.037 0.75 0.0
standard and adapted CIELAB
LAB*LAB 90.36 −2.96 69.13
LAB*LABa 90.36 −2.08 64.71
LAB*TCHa 62.5 64.74 91.85
relative CIELAB *lab**
lab*lab 0.935 −0.023 0.75
lab*tch 0.625 0.75 0.255
lab*nch 0.0 0.75 0.255
relative Natural Colour (NC)
lab*lrj 0.935 0.0 0.75
lab*tce 0.625 0.75 0.25
lab*ncE 0.0 0.75 j00g

relative Inform. Technology (IT)
olvi3* 0.75 0.713 0.0 (1.0)
cmyn3* 0.25 0.287 1.0 (0.0)
olvi4* 1.0 0.963 0.25 0.75
cmyn4* 0.0 0.037 0.75 0.25
standard and adapted CIELAB
LAB*LAB 71.02 −2.59 67.82
LAB*LABa 71.02 −2.07 64.7
LAB*TCHa 37.51 64.74 91.84
relative CIELAB *lab**
lab*lab 0.685 −0.023 0.75
lab*tch 0.375 0.75 0.255
lab*nch 0.25 0.75 0.255
relative Natural Colour (NC)
lab*lrj 0.685 0.0 0.75
lab*tce 0.375 0.75 0.25
lab*ncE 0.25 0.75 r99j

relative Inform. Technology (IT)
olvi3* 1.0 0.951 0.0 (1.0)
cmyn3* 0.0 0.049 1.0 (0.0)
olvi4* 1.0 0.951 0.0 1.0
cmyn4* 0.0 0.049 1.0 0.0
standard and adapted CIELAB
LAB*LAB 88.68 −3.62 90.58
LAB*LABa 88.68 −2.77 86.27
LAB*TCHa 50.0 86.32 91.85
relative CIELAB *lab**
lab*lab 0.913 −0.031 0.999
lab*tch 0.5 1.0 0.255
lab*nch 0.0 1.0 0.255
relative Natural Colour (NC)
lab*lrj 0.913 0.0 1.0
lab*tce 0.5 1.0 0.25
lab*ncE 0.0 1.0 j00g

Ausgabe: Farbmetrisches Reflexions-System MRS18

für Buntton *h = lab*h = 92/360 = 0.255**
lab*tch* und *lab*nch

D65: Buntton J
LCH*Ma: 89 86 92
rgb*Ma: 1.0 0.95 0.0

Dreiecks-Helligkeit *t**

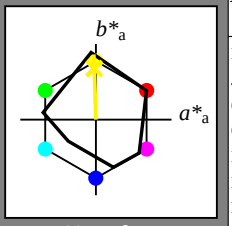

%Umfang

u*rel = 91

MRS18; adaptierte CIELAB-Daten

	$L^*=L^*_a$	a^*_a	b^*_a	$C^*_{ab,a}$	$h^*_{ab,a}$
R_{Ma}	49.63	66.96	38.37	77.18	30
J_{Ma}	90.7	−6.36	88.75	88.98	94
G_{Ma}	52.11	−69.73	9.44	70.37	172
$G50B_{Ma}$	45.03	−36.57	−28.47	46.36	218
B_{Ma}	36.65	23.19	−63.05	67.18	290
$B50R_{Ma}$	34.94	57.17	−44.26	72.31	322
N_{Ma}	18.01	0.0	0.0	0.0	0
W_{Ma}	95.41	0.0	0.0	0.0	0
R_{CIE}	39.92	58.66	26.98	64.56	25
J_{CIE}	81.26	−2.17	67.76	67.79	92
G_{CIE}	52.23	−42.26	11.75	43.87	164
B_{CIE}	30.57	1.15	−46.84	46.87	271

%Regularität

g*H,rel = 41

g*C,rel = 52

0,75

Schwarzheit *n**

*n** = 0,00

*n** = 0,25

*n** = 0,50

*n** = 1,0

0,25 0,50 0,75 1,00

relative Buntheit *c**

relative Inform. Technology (IT)
olvi3* 1.0 1.0 1.0 (1.0)
cmyn3* 0.0 0.0 0.0 (0.0)
olvi4* 1.0 1.0 1.0 1.0
cmyn4* 0.0 0.0 0.0 0.0
standard and adapted CIELAB
LAB*LAB 95.41 −0.97 4.75
LAB*LABa 95.41 0.0 0.0
LAB*TCHa 99.99 0.01 –
relative CIELAB *lab**
lab*lab 1.0 0.0 0.0
lab*tch 1.0 0.0 –
lab*nch 0.0 0.0 –
relative Natural Colour (NC)
lab*lrj 1.0 0.0 0.0
lab*tce 1.0 0.0 –
lab*ncE 0.0 0.0 –

relative Inform. Technology (IT)
olvi3* 0.75 0.75 0.75 (1.0)
cmyn3* 0.25 0.25 0.25 (0.0)
olvi4* 1.0 1.0 1.0 0.75
cmyn4* 0.0 0.0 0.0 0.25
standard and adapted CIELAB
LAB*LAB 76.06 −0.6 3.44
LAB*LABa 76.06 0.0 0.0
LAB*TCHa 75.0 0.01 –
relative CIELAB *lab**
lab*lab 0.75 0.0 0.0
lab*tch 0.75 0.0 –
lab*nch 0.25 0.0 –
relative Natural Colour (NC)
lab*lrj 0.75 0.0 0.0
lab*tce 0.75 0.0 –
lab*ncE 0.25 0.0 –

relative Inform. Technology (IT)
olvi3* 0.5 0.5 0.5 (1.0)
cmyn3* 0.5 0.5 0.5 (0.0)
olvi4* 1.0 1.0 1.0 0.5
cmyn4* 0.0 0.0 0.0 0.5
standard and adapted CIELAB
LAB*LAB 56.71 −0.23 2.14
LAB*LABa 56.71 0.0 0.0
LAB*TCHa 50.0 0.01 –
relative CIELAB *lab**
lab*lab 0.5 0.0 0.0
lab*tch 0.5 0.0 –
lab*nch 0.5 0.0 –
relative Natural Colour (NC)
lab*lrj 0.5 0.0 0.0
lab*tce 0.5 0.0 –
lab*ncE 0.5 0.0 –

relative Inform. Technology (IT)
olvi3* 0.25 0.25 0.25 (1.0)
cmyn3* 0.75 0.75 0.75 (0.0)
olvi4* 1.0 1.0 1.0 0.25
cmyn4* 0.0 0.0 0.0 0.75
standard and adapted CIELAB
LAB*LAB 37.36 0.13 0.83
LAB*LABa 37.36 0.0 0.0
LAB*TCHa 25.0 0.01 –
relative CIELAB *lab**
lab*lab 0.25 0.0 0.0
lab*tch 0.25 0.0 –
lab*nch 0.75 0.0 –
relative Natural Colour (NC)
lab*lrj 0.25 0.0 0.0
lab*tce 0.25 0.0 –
lab*ncE 0.75 0.0 –

relative Inform. Technology (IT)
olvi3* 0.0 0.0 0.0 (1.0)
cmyn3* 1.0 1.0 1.0 (0.0)
olvi4* 1.0 1.0 1.0 0.0
cmyn4* 0.0 0.0 0.0 1.0
standard and adapted CIELAB
LAB*LAB 18.02 0.5 −0.46
LAB*LABa 18.02 0.0 0.0
LAB*TCHa 0.01 0.01 –
relative CIELAB *lab**
lab*lab 0.0 0.0 0.0
lab*tch 0.0 0.0 –
lab*nch 1.0 0.0 –
relative Natural Colour (NC)
lab*lrj 0.0 0.0 0.0
lab*tce 0.0 0.0 –
lab*ncE 1.0 0.0 –

relative Inform. Technology (IT)
olvi3* 1.0 0.988 0.75 (1.0)
cmyn3* 0.0 0.012 0.25 (0.0)
olvi4* 1.0 0.988 0.75 1.0
cmyn4* 0.0 0.012 0.25 0.0
standard and adapted CIELAB
LAB*LAB 93.72 −1.64 26.21
LAB*LABa 93.72 −0.69 21.57
LAB*TCHa 87.5 21.58 91.86
relative CIELAB *lab**
lab*lab 0.978 −0.007 0.25
lab*tch 0.875 0.25 0.255
lab*nch 0.0 0.25 0.255
relative Natural Colour (NC)
lab*lrj 0.978 0.0 0.25
lab*tce 0.875 0.25 0.25
lab*ncE 0.0 0.25 j00g

relative Inform. Technology (IT)
olvi3* 0.75 0.738 0.5 (1.0)
cmyn3* 0.25 0.262 0.5 (0.0)
olvi4* 1.0 0.988 0.75 0.75
cmyn4* 0.0 0.012 0.25 0.25
standard and adapted CIELAB
LAB*LAB 74.38 −1.26 24.91
LAB*LABa 74.38 −0.68 21.57
LAB*TCHa 62.5 21.58 91.84
relative CIELAB *lab**
lab*lab 0.728 −0.007 0.25
lab*tch 0.625 0.25 0.255
lab*nch 0.25 0.25 0.255
relative Natural Colour (NC)
lab*lrj 0.728 0.0 0.25
lab*tce 0.625 0.25 0.25
lab*ncE 0.25 0.25 r99j

relative Inform. Technology (IT)
olvi3* 0.5 0.488 0.25 (1.0)
cmyn3* 0.5 0.512 0.75 (0.0)
olvi4* 1.0 0.988 0.75 0.5
cmyn4* 0.0 0.012 0.25 0.5
standard and adapted CIELAB
LAB*LAB 55.03 −0.89 23.6
LAB*LABa 55.03 −0.68 21.57
LAB*TCHa 37.5 21.58 91.84
relative CIELAB *lab**
lab*lab 0.478 −0.007 0.25
lab*tch 0.375 0.25 0.255
lab*nch 0.5 0.25 0.255
relative Natural Colour (NC)
lab*lrj 0.478 0.0 0.25
lab*tce 0.375 0.25 0.25
lab*ncE 0.5 0.25 r99j

relative Inform. Technology (IT)
olvi3* 0.25 0.238 0.0 (1.0)
cmyn3* 0.75 0.762 1.0 (0.0)
olvi4* 1.0 0.988 0.75 0.25
cmyn4* 0.0 0.012 0.25 0.75
standard and adapted CIELAB
LAB*LAB 35.68 −0.52 22.29
LAB*LABa 35.68 −0.68 21.56
LAB*TCHa 12.5 21.57 91.84
relative CIELAB *lab**
lab*lab 0.228 −0.007 0.25
lab*tch 0.125 0.25 0.255
lab*nch 0.75 0.25 0.255
relative Natural Colour (NC)
lab*lrj 0.228 0.0 0.25
lab*tce 0.125 0.25 0.25
lab*ncE 0.75 0.25 r99j

relative Inform. Technology (IT)
olvi3* 1.0 0.976 0.5 (1.0)
cmyn3* 0.0 0.024 0.5 (0.0)
olvi4* 1.0 0.976 0.5 1.0
cmyn4* 0.0 0.024 0.5 0.0
standard and adapted CIELAB
LAB*LAB 92.04 −2.3 47.67
LAB*LABa 92.04 −1.39 43.14
LAB*TCHa 75.0 43.16 91.85
relative CIELAB *lab**
lab*lab 0.957 −0.015 0.5
lab*tch 0.75 0.5 0.255
lab*nch 0.0 0.5 0.255
relative Natural Colour (NC)
lab*lrj 0.957 0.0 0.5
lab*tce 0.75 0.5 0.25
lab*ncE 0.0 0.5 j00g

relative Inform. Technology (IT)
olvi3* 0.75 0.726 0.25 (1.0)
cmyn3* 0.25 0.274 0.75 (0.0)
olvi4* 1.0 0.976 0.5 0.75
cmyn4* 0.0 0.024 0.5 0.25
standard and adapted CIELAB
LAB*LAB 72.7 −1.92 46.37
LAB*LABa 72.7 −1.38 43.14
LAB*TCHa 50.0 43.16 91.84
relative CIELAB *lab**
lab*lab 0.707 −0.015 0.5
lab*tch 0.5 0.5 0.255
lab*nch 0.25 0.5 0.255
relative Natural Colour (NC)
lab*lrj 0.707 0.0 0.5
lab*tce 0.5 0.5 0.25
lab*ncE 0.25 0.5 r99j

relative Inform. Technology (IT)
olvi3* 0.5 0.476 0.0 (1.0)
cmyn3* 0.5 0.524 1.0 (0.0)
olvi4* 1.0 0.976 0.5 0.5
cmyn4* 0.0 0.024 0.5 0.5
standard and adapted CIELAB
LAB*LAB 53.35 −1.55 45.05
LAB*LABa 53.35 −1.38 43.13
LAB*TCHa 25.01 43.16 91.84
relative CIELAB *lab**
lab*lab 0.457 −0.015 0.5
lab*tch 0.25 0.5 0.255
lab*nch 0.5 0.5 0.255
relative Natural Colour (NC)
lab*lrj 0.457 0.0 0.5
lab*tce 0.25 0.5 0.25
lab*ncE 0.5 0.5 r99j

relative Inform. Technology (IT)
olvi3* 1.0 0.963 0.25 (1.0)
cmyn3* 0.0 0.037 0.75 (0.0)
olvi4* 1.0 0.963 0.25 1.0
cmyn4* 0.0 0.037 0.75 0.0
standard and adapted CIELAB
LAB*LAB 90.36 −2.96 69.13
LAB*LABa 90.36 −2.08 64.71
LAB*TCHa 62.5 64.74 91.85
relative CIELAB *lab**
lab*lab 0.935 −0.023 0.75
lab*tch 0.625 0.75 0.255
lab*nch 0.0 0.75 0.255
relative Natural Colour (NC)
lab*lrj 0.935 0.0 0.75
lab*tce 0.625 0.75 0.25
lab*ncE 0.0 0.75 j00g

relative Inform. Technology (IT)
olvi3* 0.75 0.713 0.0 (1.0)
cmyn3* 0.25 0.287 1.0 (0.0)
olvi4* 1.0 0.963 0.25 0.75
cmyn4* 0.0 0.037 0.75 0.25
standard and adapted CIELAB
LAB*LAB 71.02 −2.59 67.82
LAB*LABa 71.02 −2.07 64.7
LAB*TCHa 37.51 64.74 91.84
relative CIELAB *lab**
lab*lab 0.685 −0.023 0.75
lab*tch 0.375 0.75 0.255
lab*nch 0.25 0.75 0.255
relative Natural Colour (NC)
lab*lrj 0.685 0.0 0.75
lab*tce 0.375 0.75 0.25
lab*ncE 0.25 0.75 r99j

relative Inform. Technology (IT)
olvi3* 1.0 0.951 0.0 (1.0)
cmyn3* 0.0 0.049 1.0 (0.0)
olvi4* 1.0 0.951 0.0 1.0
cmyn4* 0.0 0.049 1.0 0.0
standard and adapted CIELAB
LAB*LAB 88.68 −3.62 90.58
LAB*LABa 88.68 −2.77 86.27
LAB*TCHa 50.0 86.32 91.85
relative CIELAB *lab**
lab*lab 0.913 −0.031 0.999
lab*tch 0.5 1.0 0.255
lab*nch 0.0 1.0 0.255
relative Natural Colour (NC)
lab*lrj 0.913 0.0 1.0
lab*tce 0.5 1.0 0.25
lab*ncE 0.0 1.0 j00g

TG540−7, 5 stufige Reihen für konstanten CIELAB Buntton 92/360 = 0.255 (links)

5 stufige Reihen für konstanten CIELAB Buntton 92/360 = 0.255 (rechts)

BAM-Prüfvorlage TG54; Farbmetrik-Systeme MRS18 & MRS18
D65: 2 Koordinaten-Daten von 5stufigen Farbreihen für 10 Bunttöne

input: *olv* setrgbcolor*
output: *no change compared to input*

Siehe ähnliche Dateien: http://www.ps.bam.de/TG54/
Technische Information: http://www.ps.bam.de Version 2.1, io=1,1

BAM-Registrierung: 20060101-TG54/10S/S54G08NP.PS/.PDF BAM-Material: Code=rha4ta
Anwendung für Beurteilung und Messung von Drucker– oder Monitorsystemen
/TG54/ Form: 9/10, Serie: 1/1, Seite: 9 Seitenz hlung 9

Eingabe: Farbmetrisches Reflexions-System MRS18

für Buntton *h* = lab*h = 164/360 = 0.457*
lab*tch* und *lab*nch

D65: Buntton G
LCH*Ma: 56 66 164
rgb*Ma: 0.1 1.0 0.0

Dreiecks-Helligkeit *t**

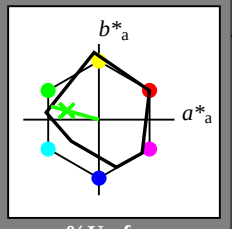

%Umfang

u^*_{rel} = 91

MRS18; adaptierte CIELAB-Daten

	$L^*=L^*_a$	a^*_a	b^*_a	$C^*_{ab,a}$	$h^*_{ab,a}$
R_{Ma}	49.63	66.96	38.37	77.18	30
J_{Ma}	90.7	−6.36	88.75	88.98	94
G_{Ma}	52.11	−69.73	9.44	70.37	172
$G50B_{Ma}$	45.03	−36.57	−28.47	46.36	218
B_{Ma}	36.65	23.19	−63.05	67.18	290
$B50R_{Ma}$	34.94	57.17	−44.26	72.31	322
N_{Ma}	18.01	0.0	0.0	0.0	0
W_{Ma}	95.41	0.0	0.0	0.0	0
R_{CIE}	39.92	58.66	26.98	64.56	25
J_{CIE}	81.26	−2.17	67.76	67.79	92
G_{CIE}	52.23	−42.26	11.75	43.87	164
B_{CIE}	30.57	1.15	−46.84	46.87	271

%Regularität

$g^*_{H,rel}$ = 41

$g^*_{C,rel}$ = 52

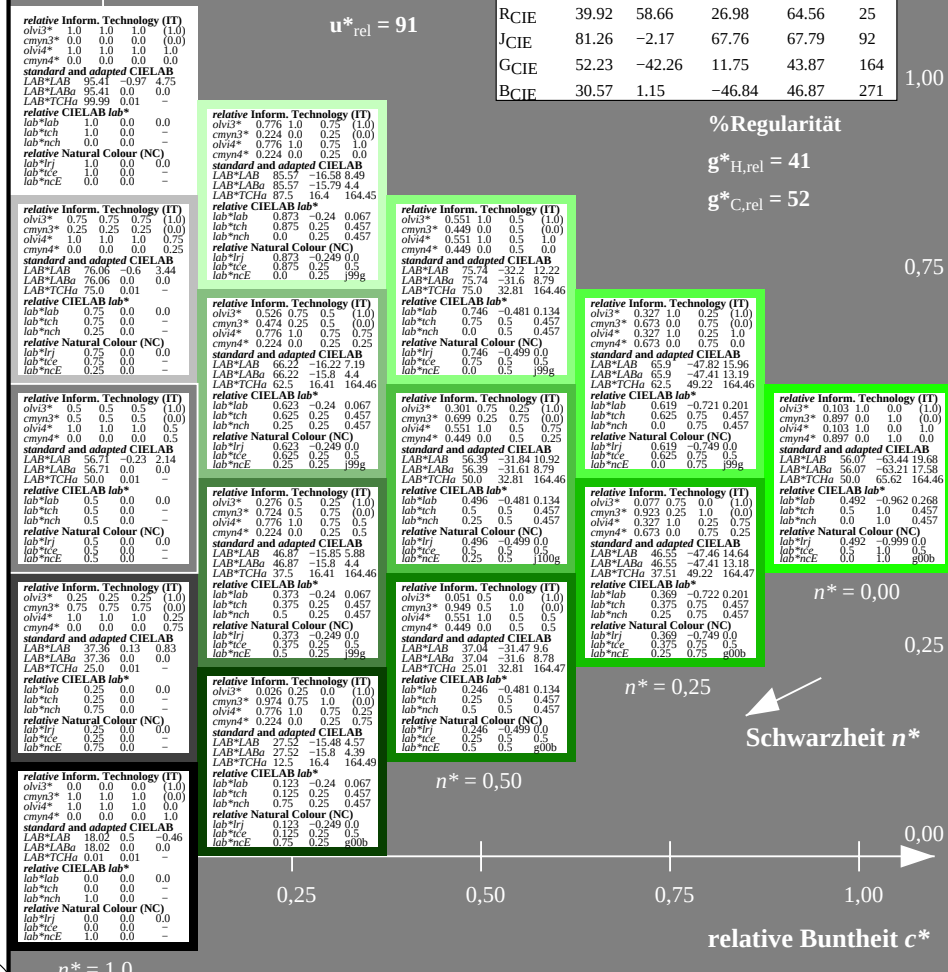

TG540−7, 5 stufige Reihen für konstanten CIELAB Buntton 164/360 = 0.457 (links)

Ausgabe: Farbmetrisches Reflexions-System MRS18

für Buntton *h* = lab*h = 164/360 = 0.457*
lab*tch* und *lab*nch

D65: Buntton G
LCH*Ma: 56 66 164
rgb*Ma: 0.1 1.0 0.0

Dreiecks-Helligkeit *t**

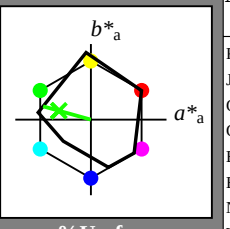

%Umfang

u^*_{rel} = 91

MRS18; adaptierte CIELAB-Daten

	$L^*=L^*_a$	a^*_a	b^*_a	$C^*_{ab,a}$	$h^*_{ab,a}$
R_{Ma}	49.63	66.96	38.37	77.18	30
J_{Ma}	90.7	−6.36	88.75	88.98	94
G_{Ma}	52.11	−69.73	9.44	70.37	172
$G50B_{Ma}$	45.03	−36.57	−28.47	46.36	218
B_{Ma}	36.65	23.19	−63.05	67.18	290
$B50R_{Ma}$	34.94	57.17	−44.26	72.31	322
N_{Ma}	18.01	0.0	0.0	0.0	0
W_{Ma}	95.41	0.0	0.0	0.0	0
R_{CIE}	39.92	58.66	26.98	64.56	25
J_{CIE}	81.26	−2.17	67.76	67.79	92
G_{CIE}	52.23	−42.26	11.75	43.87	164
B_{CIE}	30.57	1.15	−46.84	46.87	271

%Regularität

$g^*_{H,rel}$ = 41

$g^*_{C,rel}$ = 52

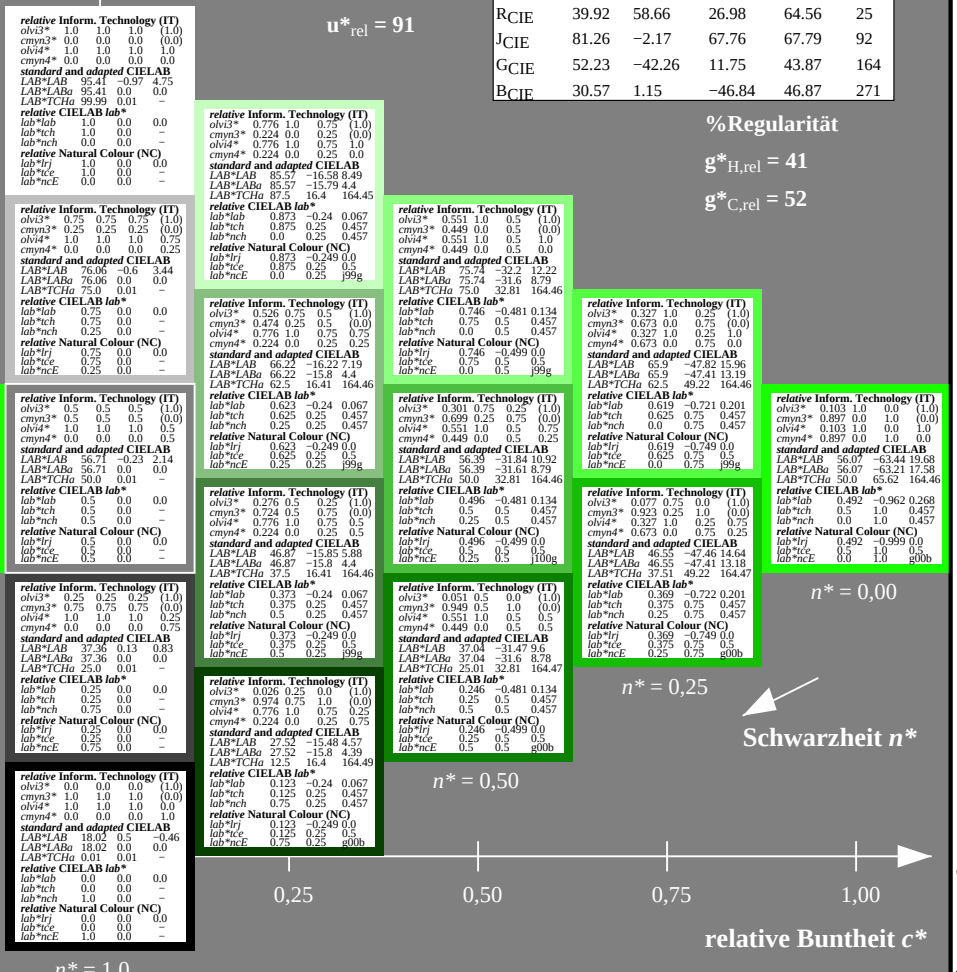

5 stufige Reihen für konstanten CIELAB Buntton 164/360 = 0.457 (rechts)

Siehe ähnliche Dateien: http://www.ps.bam.de/TG54/
Technische Information: http://www.ps.bam.de Version 2.1, io=1,1

Eingabe: Farbmetrisches Reflexions-System MRS18

für Buntton *h = lab*h = 271/360 = 0.754**
lab*tch* und *lab*nch

D65: Buntton B
LCH*Ma: 40 50 271
rgb*Ma: 0.0 0.37 1.0

Dreiecks-Helligkeit *t**

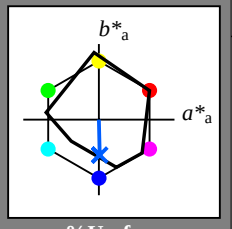

%Umfang
u*rel = 91

MRS18; adaptierte CIELAB-Daten

	L*=L*a	a*a	b*a	C*ab,a	h*ab,a
RMa	49.63	66.96	38.37	77.18	30
JMa	90.7	−6.36	88.75	88.98	94
GMa	52.11	−69.73	9.44	70.37	172
G50BMa	45.03	−36.57	−28.47	46.36	218
BMa	36.65	23.19	−63.05	67.18	290
B50RMa	34.94	57.17	−44.26	72.31	322
NMa	18.01	0.0	0.0	0.0	0
WMa	95.41	0.0	0.0	0.0	0
RCIE	39.92	58.66	26.98	64.56	25
JCIE	81.26	−2.17	67.76	67.79	92
GCIE	52.23	−42.26	11.75	43.87	164
BCIE	30.57	1.15	−46.84	46.87	271

%Regularität
g*H,rel = 41
g*C,rel = 52

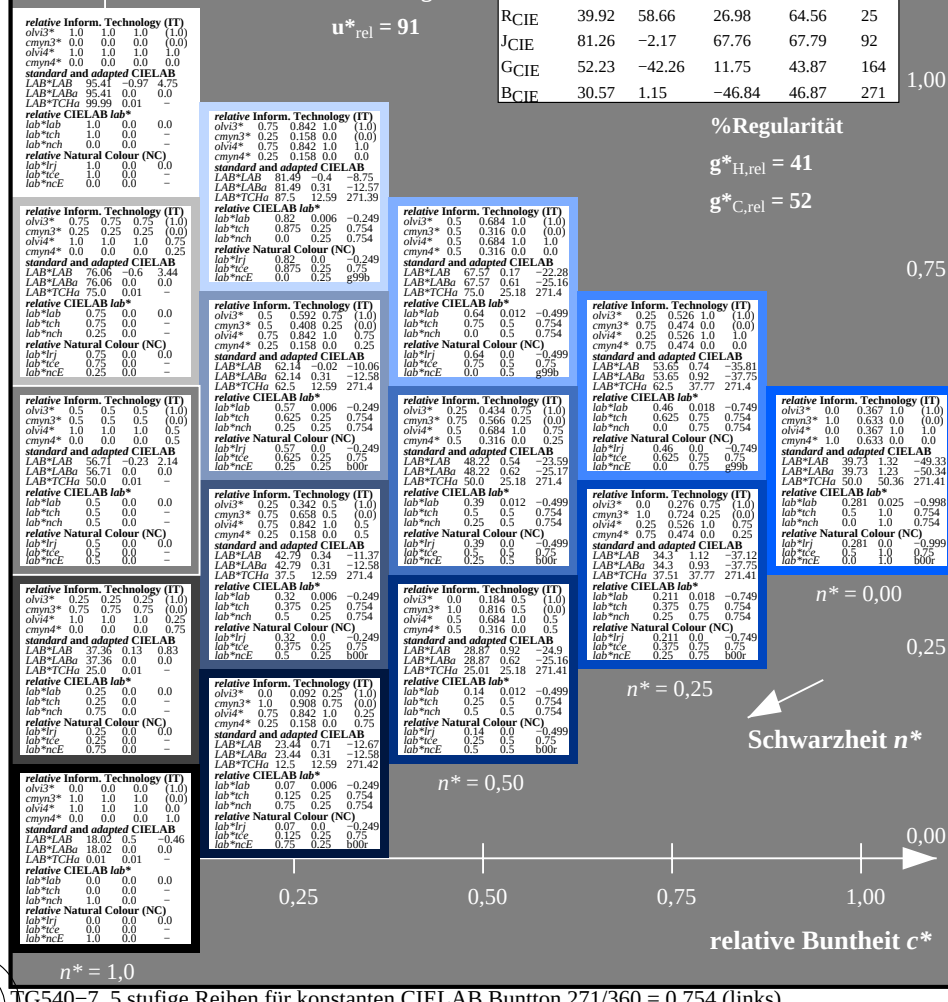

TG540−7, 5 stufige Reihen für konstanten CIELAB Buntton 271/360 = 0.754 (links)

Ausgabe: Farbmetrisches Reflexions-System MRS18

für Buntton *h = lab*h = 271/360 = 0.754**
lab*tch* und *lab*nch

D65: Buntton B
LCH*Ma: 40 50 271
rgb*Ma: 0.0 0.37 1.0

Dreiecks-Helligkeit *t**

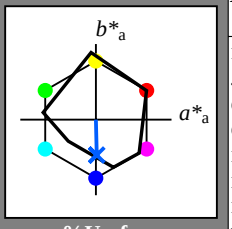

%Umfang
u*rel = 91

MRS18; adaptierte CIELAB-Daten

	L*=L*a	a*a	b*a	C*ab,a	h*ab,a
RMa	49.63	66.96	38.37	77.18	30
JMa	90.7	−6.36	88.75	88.98	94
GMa	52.11	−69.73	9.44	70.37	172
G50BMa	45.03	−36.57	−28.47	46.36	218
BMa	36.65	23.19	−63.05	67.18	290
B50RMa	34.94	57.17	−44.26	72.31	322
NMa	18.01	0.0	0.0	0.0	0
WMa	95.41	0.0	0.0	0.0	0
RCIE	39.92	58.66	26.98	64.56	25
JCIE	81.26	−2.17	67.76	67.79	92
GCIE	52.23	−42.26	11.75	43.87	164
BCIE	30.57	1.15	−46.84	46.87	271

%Regularität
g*H,rel = 41
g*C,rel = 52

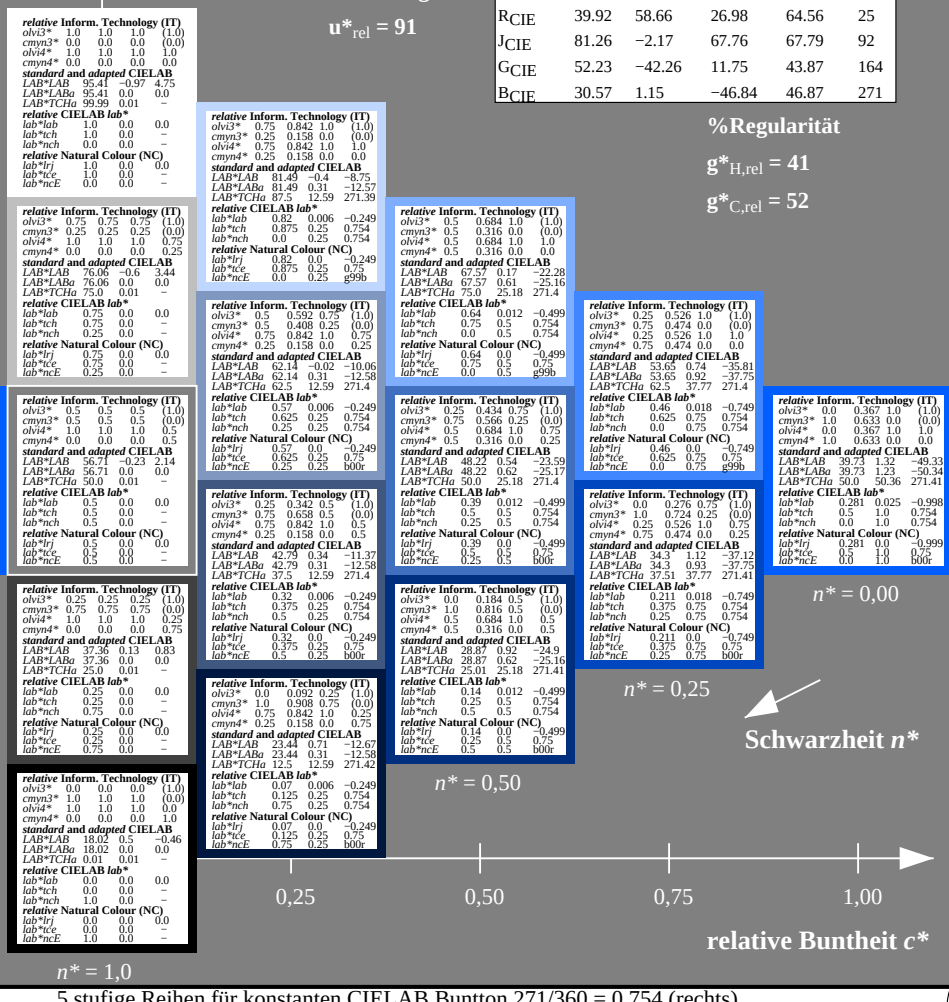

5 stufige Reihen für konstanten CIELAB Buntton 271/360 = 0.754 (rechts)

BAM-Registrierung: 20060101-TG54/10S/S54G09NP.PS/.PDF BAM-Material: Code=rha4ta
Anwendung für Beurteilung und Messung von Drucker− oder Monitorsystemen
/TG54/ Form: 10/10,Serie: 1/1, Seite: 10 Sattelnz.hlung 10

BAM-Prüfvorlage TG54; Farbmetrik-Systeme MRS18 & MRS18
D65: 2 Koordinaten-Daten von 5stufigen Farbreihen für 10 Buntton

input: *olv* setrgbcolor*
output: *no change compared to input*