www.ps.bam.de/TG57/10L/L57G00NP.PS/.PDF; Start-Ausgabe
N: Keine Ausgabe-Linearisierung (OL) in Datei (F), Startup (S), Gerät (D)

Siehe ähnliche Dateien: http://www.ps.bam.de/TG57/
Technische Information: http://www.ps.bam.de Version 2.1, io=1,1

BAM-Registrierung: 20060101-TG57/10L/L57G00NP.PS/.PDF BAM-Material: Code=rha4ta
Anwendung für Beurteilung und Messung von Drucker– oder Monitorsystemen
/TG57/ Form: 1/10, Serie: 1/1, Seite: 1 Sattenz hlung 1

Eingabe: Farbmetrisches Reflexions-System NRS11

für Buntton *h = lab*h = 24/360 = 0.067**
lab*tch* und *lab*nch

D65: Buntton R
LCH*Ma: 53 84 24
rgb*Ma: 1.0 0.0 0.0

Dreiecks-Helligkeit *t**

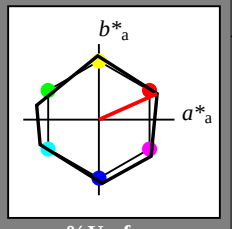

%Umfang

u^*_{rel} = 119

NRS11; adaptierte CIELAB-Daten

	$L^*=L^*_a$	a^*_a	b^*_a	$C^*_{ab,a}$	$h^*_{ab,a}$
R_{Ma}	53.2	77.06	34.32	84.36	24
J_{Ma}	53.2	−1.51	84.38	84.39	91
G_{Ma}	53.2	−82.27	18.98	84.44	167
$G50B_{Ma}$	53.2	−77.72	−32.98	84.44	203
B_{Ma}	53.2	4.37	−84.28	84.41	273
$B50R_{Ma}$	53.2	69.09	−48.41	84.37	325
N_{Ma}	10.99	0.0	0.0	0.0	0
W_{Ma}	95.41	0.0	0.0	0.0	0
R_{CIE}	39.92	58.69	27.98	65.01	25
J_{CIE}	81.26	−2.9	71.56	71.62	92
G_{CIE}	52.23	−42.45	13.59	44.59	162
B_{CIE}	30.57	1.35	−46.48	46.51	272

%Regularität

$g^*_{H,rel}$ = 47

$g^*_{C,rel}$ = 100

Ausgabe: Farbmetrisches Reflexions-System ORS18

für Buntton *h = lab*h = 38/360 = 0.105**
lab*tch* und *lab*nch

D65: Buntton O
LCH*Ma: 48 83 38
rgb*Ma: 1.0 0.0 0.0

Dreiecks-Helligkeit *t**

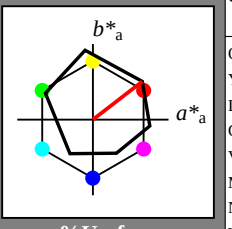

%Umfang

u^*_{rel} = 93

ORS18; adaptierte CIELAB-Daten

	$L^*=L^*_a$	a^*_a	b^*_a	$C^*_{ab,a}$	$h^*_{ab,a}$
O_{Ma}	47.94	65.37	50.52	82.62	38
Y_{Ma}	90.37	−10.27	91.77	92.34	96
L_{Ma}	50.9	−62.79	34.95	71.87	151
C_{Ma}	58.62	−30.35	−45.01	54.3	236
V_{Ma}	25.71	31.11	−44.42	54.24	305
M_{Ma}	48.13	75.27	−8.35	75.73	354
N_{Ma}	18.01	0.0	0.0	0.0	0
W_{Ma}	95.41	0.0	0.0	0.0	0
R_{CIE}	39.92	58.66	26.98	64.56	25
J_{CIE}	81.26	−2.17	67.76	67.79	92
G_{CIE}	52.23	−42.26	11.75	43.87	164
B_{CIE}	30.57	1.15	−46.84	46.87	271

%Regularität

$g^*_{H,rel}$ = 57

$g^*_{C,rel}$ = 59

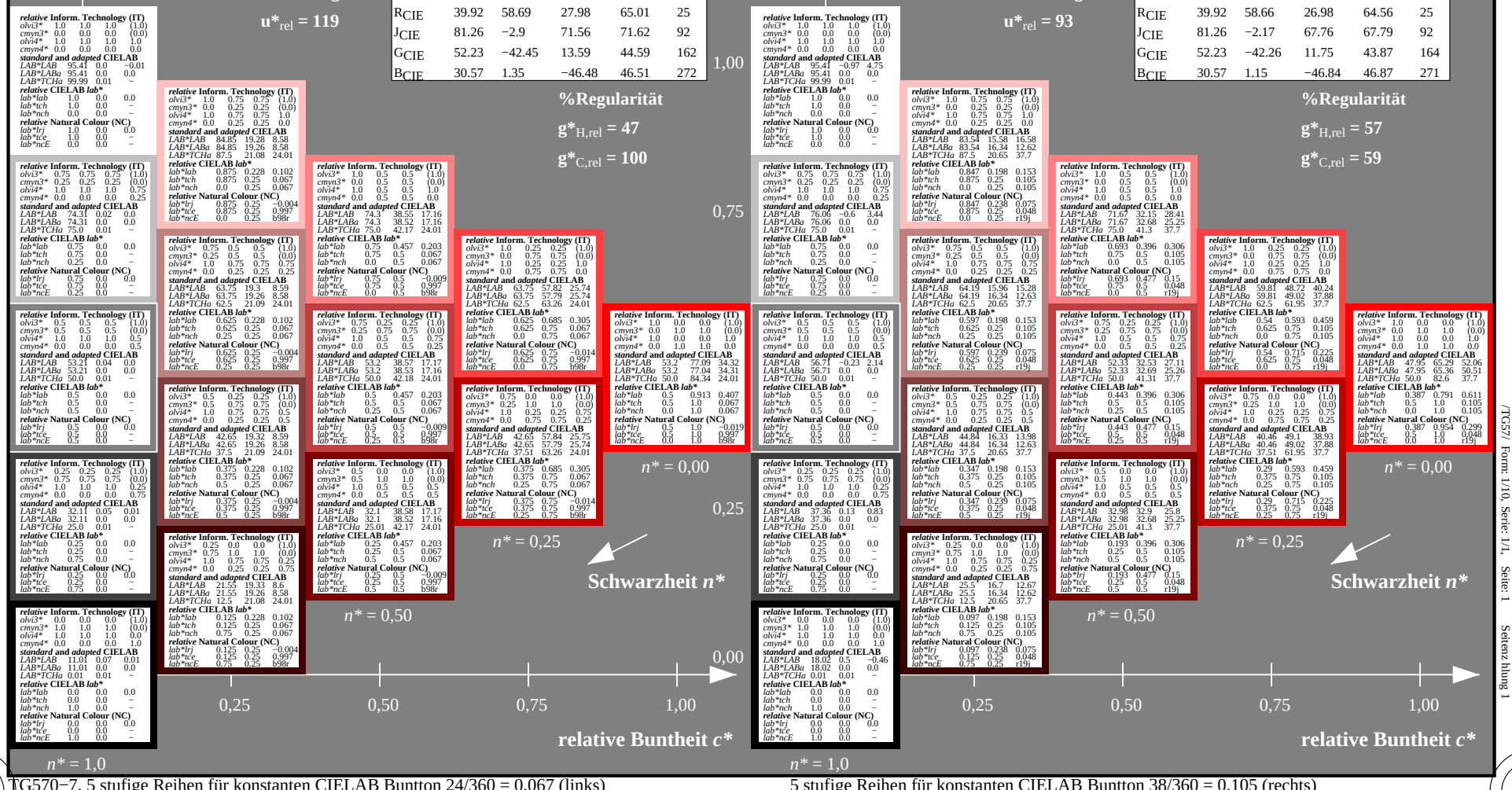

TG570−7, 5 stufige Reihen für konstanten CIELAB Buntton 24/360 = 0.067 (links)

5 stufige Reihen für konstanten CIELAB Buntton 38/360 = 0.105 (rechts)

BAM-Prüfvorlage TG57; Farbmetrik-Systeme NRS11 & ORS18 input: *olv* setrgbcolor*
D65: 2 Koordinaten-Daten von 5stufigen Farbreihen für 10 Buntton output: *no change compared to input*

Eingabe: Farbmetrisches Reflexions-System NRS11

für Buntton *h* = lab*h = 91/360 = 0.253*
lab*tch* und *lab*nch

D65: Buntton J
LCH*Ma: 53 84 91
rgb*Ma: 1.0 1.0 0.0

Dreiecks-Helligkeit *t**

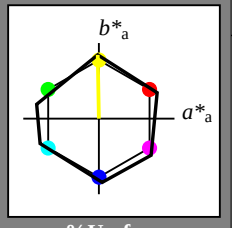

%Umfang

u^*_{rel} = 119

NRS11; adaptierte CIELAB-Daten

	$L^*=L^*_a$	a^*_a	b^*_a	$C^*_{ab,a}$	$h^*_{ab,a}$
R_{Ma}	53.2	77.06	34.32	84.36	24
J_{Ma}	53.2	−1.51	84.38	84.39	91
G_{Ma}	53.2	−82.27	18.98	84.44	167
$G50B_{Ma}$	53.2	−77.72	−32.98	84.44	203
B_{Ma}	53.2	4.37	−84.28	84.41	273
$B50R_{Ma}$	53.2	69.09	−48.41	84.37	325
N_{Ma}	10.99	0.0	0.0	0.0	0
W_{Ma}	95.41	0.0	0.0	0.0	0
R_{CIE}	39.92	58.69	27.98	65.01	25
J_{CIE}	81.26	−2.9	71.56	71.62	92
G_{CIE}	52.23	−42.45	13.59	44.59	162
B_{CIE}	30.57	1.35	−46.48	46.51	272

%Regularität

$g^*_{H,rel}$ = 47

$g^*_{C,rel}$ = 100

Ausgabe: Farbmetrisches Reflexions-System ORS18

für Buntton *h* = lab*h = 96/360 = 0.268*
lab*tch* und *lab*nch

D65: Buntton Y
LCH*Ma: 90 92 96
rgb*Ma: 1.0 1.0 0.0

Dreiecks-Helligkeit *t**

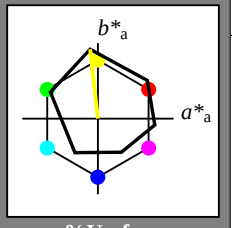

%Umfang

u^*_{rel} = 93

ORS18; adaptierte CIELAB-Daten

	$L^*=L^*_a$	a^*_a	b^*_a	$C^*_{ab,a}$	$h^*_{ab,a}$
O_{Ma}	47.94	65.37	50.52	82.62	38
Y_{Ma}	90.37	−10.27	91.77	92.34	96
L_{Ma}	50.9	−62.79	34.95	71.87	151
C_{Ma}	58.62	−30.35	−45.01	54.3	236
V_{Ma}	25.71	31.11	−44.42	54.24	305
M_{Ma}	48.13	75.27	−8.35	75.73	354
N_{Ma}	18.01	0.0	0.0	0.0	0
W_{Ma}	95.41	0.0	0.0	0.0	0
R_{CIE}	39.92	58.66	26.98	64.56	25
J_{CIE}	81.26	−2.17	67.76	67.79	92
G_{CIE}	52.23	−42.26	11.75	43.87	164
B_{CIE}	30.57	1.15	−46.84	46.87	271

%Regularität

$g^*_{H,rel}$ = 57

$g^*_{C,rel}$ = 59

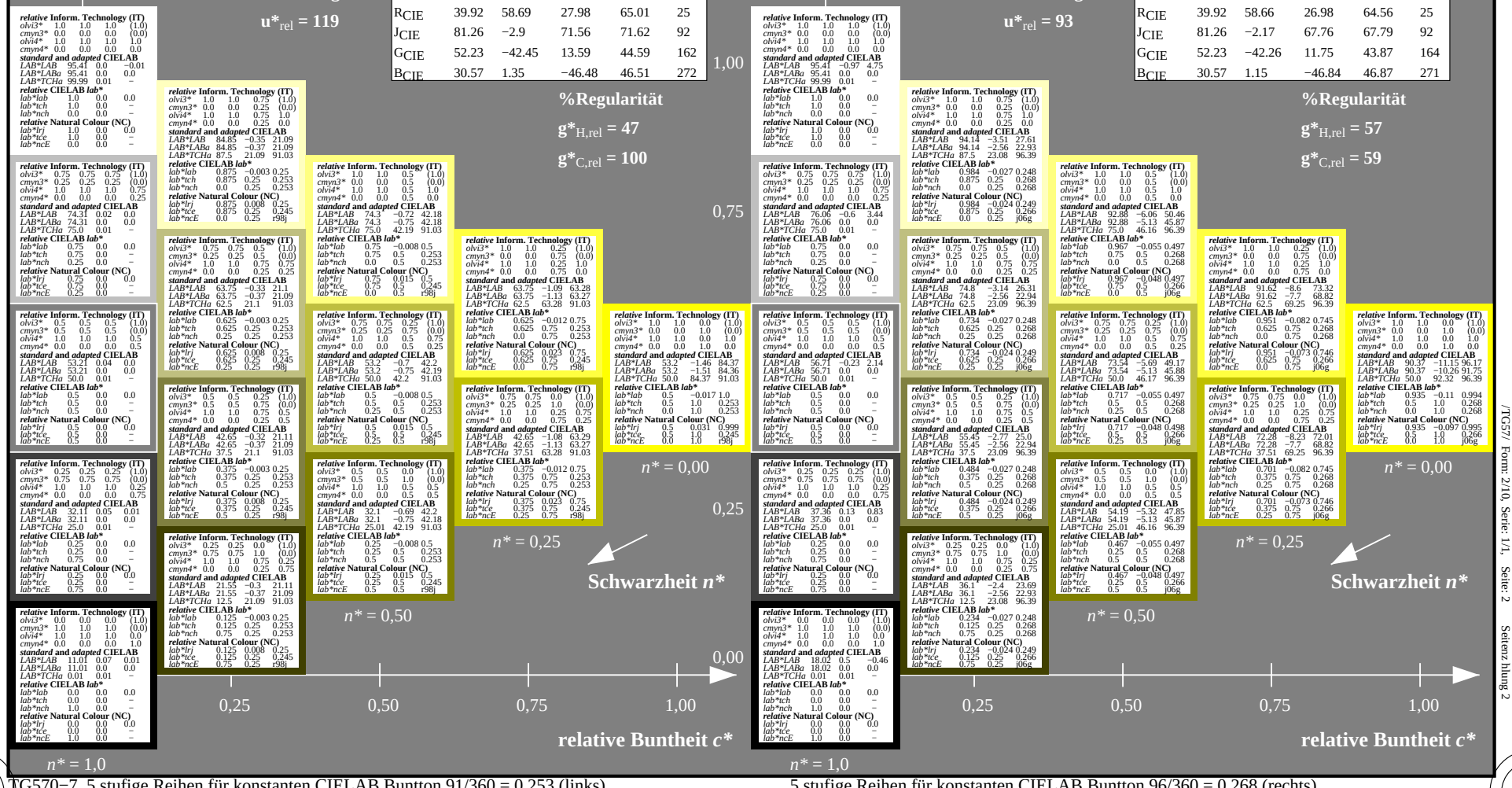

TG570−7, 5 stufige Reihen für konstanten CIELAB Buntton 91/360 = 0.253 (links)

5 stufige Reihen für konstanten CIELAB Buntton 96/360 = 0.268 (rechts)

Siehe ähnliche Dateien: http://www.ps.bam.de/TG57/
Technische Information: http://www.ps.bam.de Version 2.1, io=1,1

BAM-Registrierung: 20060101-TG57/10L/L57G01NP.PS/.PDF BAM-Material: Code=rha4ta
Anwendung für Beurteilung und Messung von Drucker− oder Monitorsystemen
/TG57/ Form: 2/10, Serie: 1/1, Seite: 2 Sattenz hlung 2

BAM-Prüfvorlage TG57; Farbmetrik-Systeme NRS11 & ORS18 input: *olv* setrgbcolor*
D65: 2 Koordinaten-Daten von 5stufigen Farbreihen für 10 Buntton output: *no change compared to input*

Eingabe: Farbmetrisches Reflexions-System NRS11

für Buntton *h = lab*h = 167/360 = 0.464***
lab*tch* und *lab*nch

D65: Buntton G
LCH*Ma: 53 84 167
rgb*Ma: 0.0 1.0 0.0

Dreiecks-Helligkeit *t**

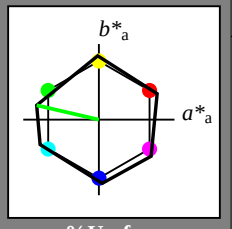

%Umfang

u^*_{rel} = 119

NRS11; adaptierte CIELAB-Daten

	$L^*=L^*_a$	a^*_a	b^*_a	$C^*_{ab,a}$	$h^*_{ab,a}$
R_{Ma}	53.2	77.06	34.32	84.36	24
J_{Ma}	53.2	−1.51	84.38	84.39	91
G_{Ma}	53.2	−82.27	18.98	84.44	167
$G50B_{Ma}$	53.2	−77.72	−32.98	84.44	203
B_{Ma}	53.2	4.37	−84.28	84.41	273
$B50R_{Ma}$	53.2	69.09	−48.41	84.37	325
N_{Ma}	10.99	0.0	0.0	0.0	0
W_{Ma}	95.41	0.0	0.0	0.0	0
R_{CIE}	39.92	58.69	27.98	65.01	25
J_{CIE}	81.26	−2.9	71.56	71.62	92
G_{CIE}	52.23	−42.45	13.59	44.59	162
B_{CIE}	30.57	1.35	−46.48	46.51	272

%Regularität

$g^*_{H,rel}$ = 47

$g^*_{C,rel}$ = 100

Ausgabe: Farbmetrisches Reflexions-System ORS18

für Buntton *h = lab*h = 151/360 = 0.419***
lab*tch* und *lab*nch

D65: Buntton L
LCH*Ma: 51 72 151
rgb*Ma: 0.0 1.0 0.0

Dreiecks-Helligkeit *t**

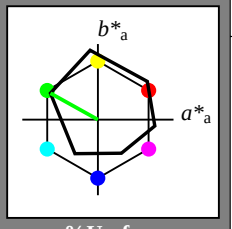

%Umfang

u^*_{rel} = 93

ORS18; adaptierte CIELAB-Daten

	$L^*=L^*_a$	a^*_a	b^*_a	$C^*_{ab,a}$	$h^*_{ab,a}$
O_{Ma}	47.94	65.37	50.52	82.62	38
Y_{Ma}	90.37	−10.27	91.77	92.34	96
L_{Ma}	50.9	−62.79	34.95	71.87	151
C_{Ma}	58.62	−30.35	−45.01	54.3	236
V_{Ma}	25.71	31.11	−44.42	54.24	305
M_{Ma}	48.13	75.27	−8.35	75.73	354
N_{Ma}	18.01	0.0	0.0	0.0	0
W_{Ma}	95.41	0.0	0.0	0.0	0
R_{CIE}	39.92	58.66	26.98	64.56	25
J_{CIE}	81.26	−2.17	67.76	67.79	92
G_{CIE}	52.23	−42.26	11.75	43.87	164
B_{CIE}	30.57	1.15	−46.84	46.87	271

%Regularität

$g^*_{H,rel}$ = 57

$g^*_{C,rel}$ = 59

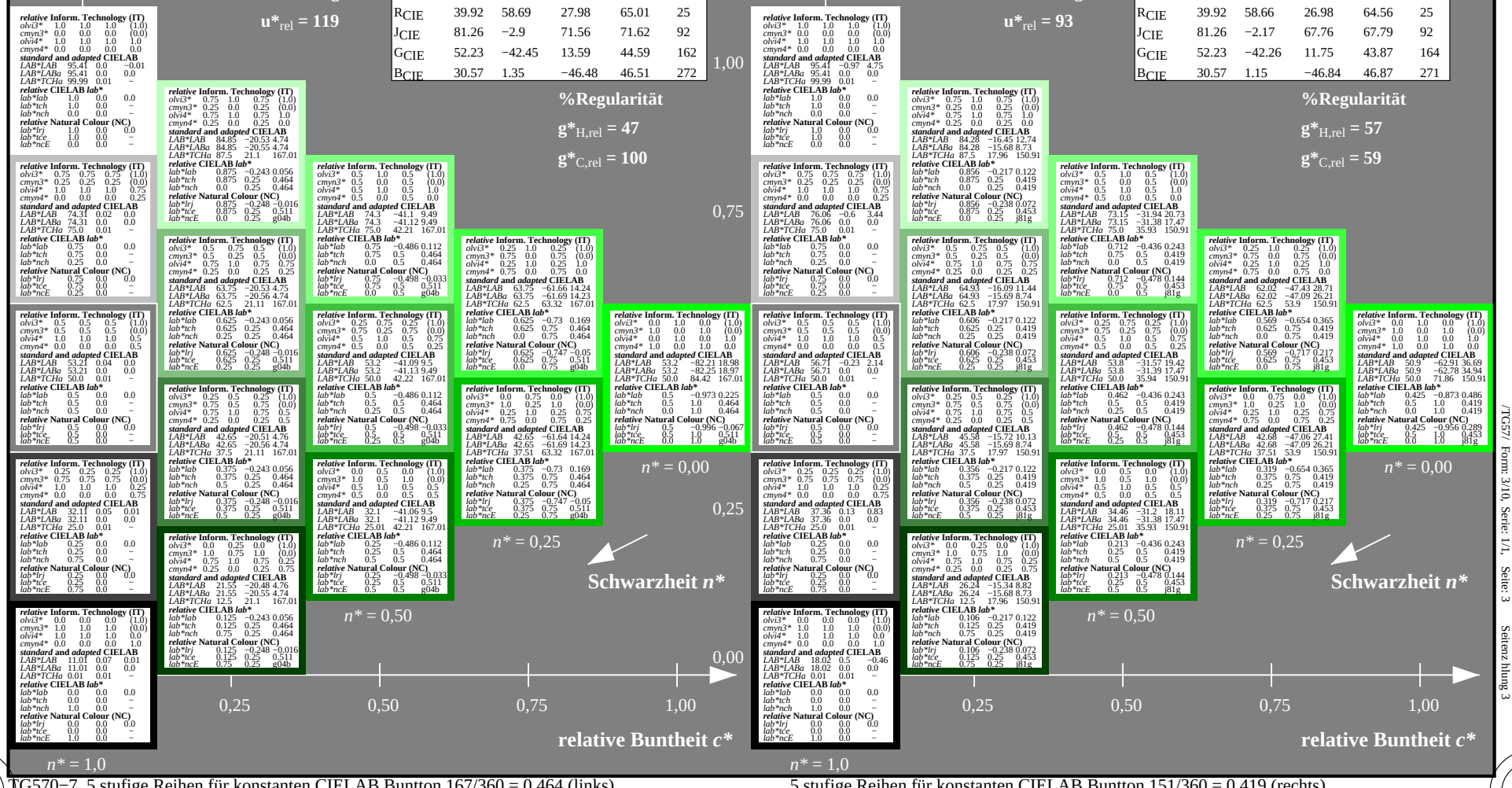

TG570−7, 5 stufige Reihen für konstanten CIELAB Buntton 167/360 = 0.464 (links)

5 stufige Reihen für konstanten CIELAB Buntton 151/360 = 0.419 (rechts)

BAM-Prüfvorlage TG57; Farbmetrik-Systeme NRS11 & ORS18 input: *olv* setrgbcolor*
D65: 2 Koordinaten-Daten von 5stufigen Farbreihen für 10 Bunttöne output: *no change compared to input*

Siehe ähnliche Dateien: http://www.ps.bam.de/TG57/
Technische Information: http://www.ps.bam.de Version 2.1, io=1,1

BAM-Registrierung: 20060101-TG57/10L/L57G02NP.PS/.PDF BAM-Material: Code=rha4ta
Anwendung für Beurteilung und Messung von Drucker− oder Monitorsystemen
/TG57/ Form: 3/10, Serie: 1/1, Seite: 3 Sattenz hlung 3

Eingabe: Farbmetrisches Reflexions-System NRS11

für Buntton $h^* = lab^*h = 203/360 = 0.564$
*lab*tch* und *lab*nch*

D65: Buntton G50B
LCH*Ma: 53 84 203
rgb*Ma: 0.0 1.0 1.0

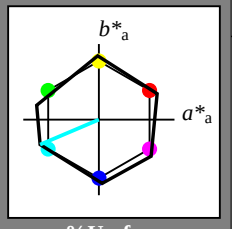

Dreiecks-Helligkeit *t**

%Umfang
$u^*_{rel} = 119$

NRS11; adaptierte CIELAB-Daten

	$L^*=L^*_a$	a^*_a	b^*_a	$C^*_{ab,a}$	$h^*_{ab,a}$
R_{Ma}	53.2	77.06	34.32	84.36	24
J_{Ma}	53.2	−1.51	84.38	84.39	91
G_{Ma}	53.2	−82.27	18.98	84.44	167
$G50B_{Ma}$	53.2	−77.72	−32.98	84.44	203
B_{Ma}	53.2	4.37	−84.28	84.41	273
$B50R_{Ma}$	53.2	69.09	−48.41	84.37	325
N_{Ma}	10.99	0.0	0.0	0.0	0
W_{Ma}	95.41	0.0	0.0	0.0	0
R_{CIE}	39.92	58.69	27.98	65.01	25
J_{CIE}	81.26	−2.9	71.56	71.62	92
G_{CIE}	52.23	−42.45	13.59	44.59	162
B_{CIE}	30.57	1.35	−46.48	46.51	272

%Regularität
$g^*_{H,rel} = 47$
$g^*_{C,rel} = 100$

Ausgabe: Farbmetrisches Reflexions-System ORS18

für Buntton $h^* = lab^*h = 236/360 = 0.656$
*lab*tch* und *lab*nch*

D65: Buntton C
LCH*Ma: 59 54 236
rgb*Ma: 0.0 1.0 1.0

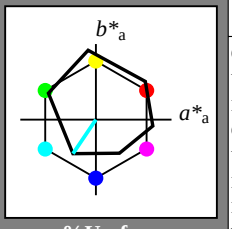

Dreiecks-Helligkeit *t**

%Umfang
$u^*_{rel} = 93$

ORS18; adaptierte CIELAB-Daten

	$L^*=L^*_a$	a^*_a	b^*_a	$C^*_{ab,a}$	$h^*_{ab,a}$
O_{Ma}	47.94	65.37	50.52	82.62	38
Y_{Ma}	90.37	−10.27	91.77	92.34	96
L_{Ma}	50.9	−62.79	34.95	71.87	151
C_{Ma}	58.62	−30.35	−45.01	54.3	236
V_{Ma}	25.71	31.11	−44.42	54.24	305
M_{Ma}	48.13	75.27	−8.35	75.73	354
N_{Ma}	18.01	0.0	0.0	0.0	0
W_{Ma}	95.41	0.0	0.0	0.0	0
R_{CIE}	39.92	58.66	26.98	64.56	25
J_{CIE}	81.26	−2.17	67.76	67.79	92
G_{CIE}	52.23	−42.26	11.75	43.87	164
B_{CIE}	30.57	1.15	−46.84	46.87	271

%Regularität
$g^*_{H,rel} = 57$
$g^*_{C,rel} = 59$

TG570−7, 5 stufige Reihen für konstanten CIELAB Buntton 203/360 = 0.564 (links)

5 stufige Reihen für konstanten CIELAB Buntton 236/360 = 0.656 (rechts)

Siehe ähnliche Dateien: http://www.ps.bam.de/TG57/
Technische Information: http://www.ps.bam.de Version 2.1, io=1,1

BAM-Registrierung: 20060101-TG57/10L/L57G03NP.PS/.PDF BAM-Material: Code=rha4ta
Anwendung für Beurteilung und Messung von Drucker− oder Monitorsystemen
/TG57/ Form: 4/10, Serie: 1/1, Seite: 4 Sattenz hlung 4

Eingabe: Farbmetrisches Reflexions-System NRS11

für Buntton $h^* = lab^*h = 273/360 = 0.758$
lab^*tch und lab^*nch

D65: Buntton B
LCH*Ma: 53 84 273
rgb*Ma: 0.0 0.0 1.0
Dreiecks-Helligkeit t^*

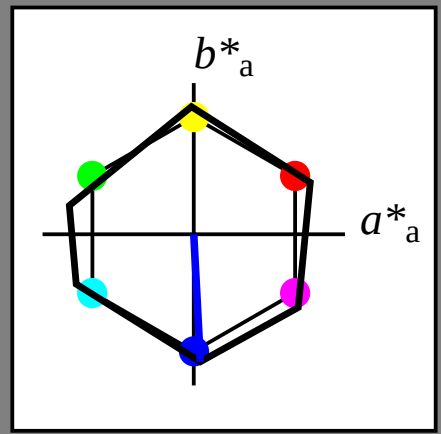

%Umfang
$u^*_{rel} = 119$

NRS11; adaptierte CIELAB-Daten

	$L^*=L^*_a$	a^*_a	b^*_a	$C^*_{ab,a}$	$h^*_{ab,a}$
R_{Ma}	53.2	77.06	34.32	84.36	24
J_{Ma}	53.2	−1.51	84.38	84.39	91
G_{Ma}	53.2	−82.27	18.98	84.44	167
$G50B_{Ma}$	53.2	−77.72	−32.98	84.44	203
B_{Ma}	53.2	4.37	−84.28	84.41	273
$B50R_{Ma}$	53.2	69.09	−48.41	84.37	325
N_{Ma}	10.99	0.0	0.0	0.0	0
W_{Ma}	95.41	0.0	0.0	0.0	0
R_{CIE}	39.92	58.69	27.98	65.01	25
J_{CIE}	81.26	−2.9	71.56	71.62	92
G_{CIE}	52.23	−42.45	13.59	44.59	162
B_{CIE}	30.57	1.35	−46.48	46.51	272

%Regularität
$g^*_{H,rel} = 47$
$g^*_{C,rel} = 100$

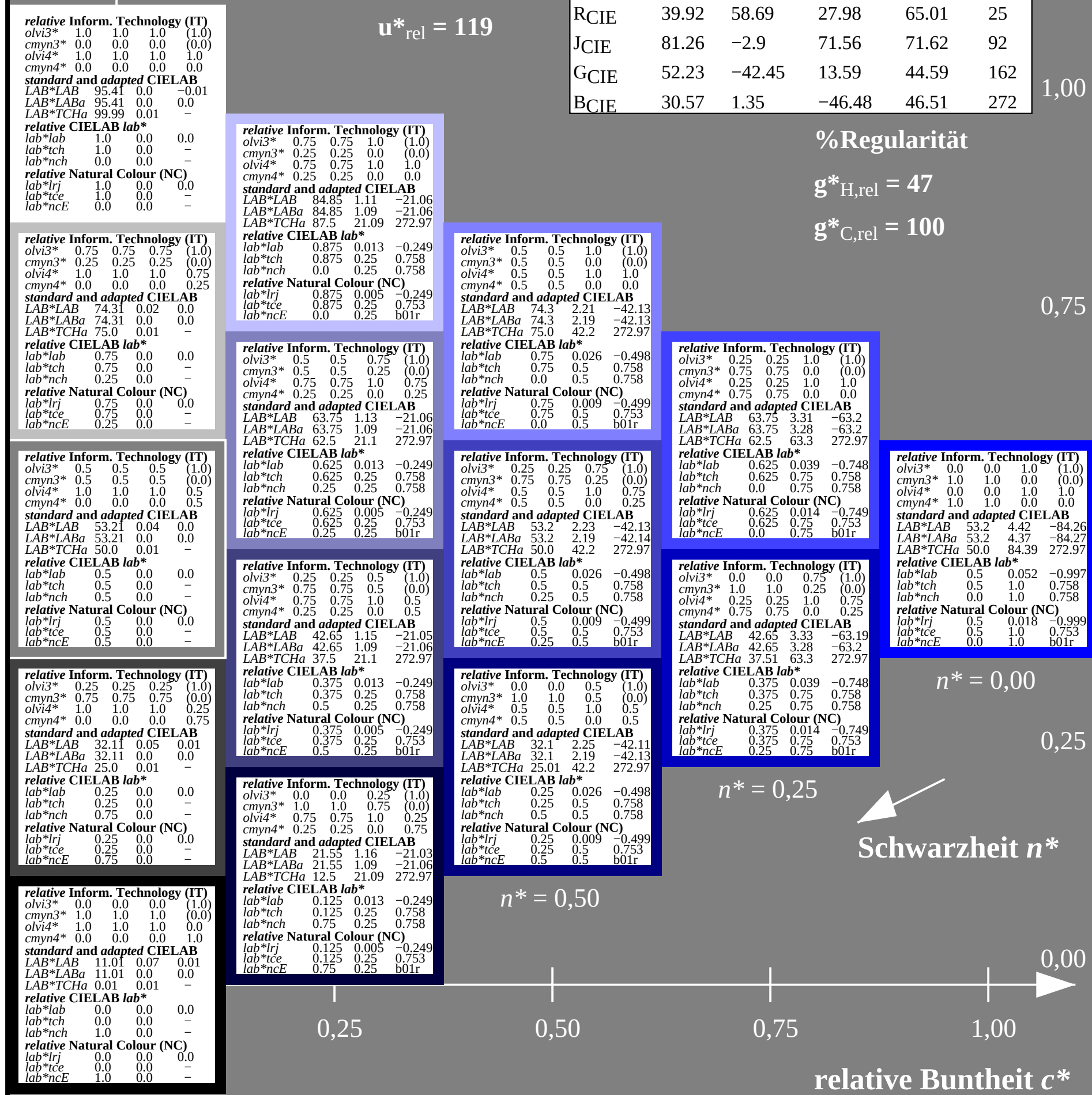

Ausgabe: Farbmetrisches Reflexions-System ORS18

für Buntton $h^* = lab^*h = 305/360 = 0.847$
lab^*tch und lab^*nch

D65: Buntton V
LCH*Ma: 26 54 305
rgb*Ma: 0.0 0.0 1.0
Dreiecks-Helligkeit t^*

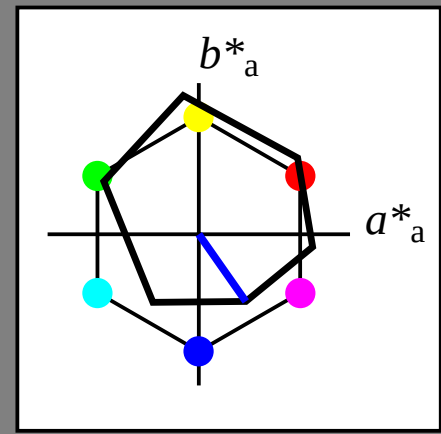

%Umfang
$u^*_{rel} = 93$

ORS18; adaptierte CIELAB-Daten

	$L^*=L^*_a$	a^*_a	b^*_a	$C^*_{ab,a}$	$h^*_{ab,a}$
O_{Ma}	47.94	65.37	50.52	82.62	38
Y_{Ma}	90.37	−10.27	91.77	92.34	96
L_{Ma}	50.9	−62.79	34.95	71.87	151
C_{Ma}	58.62	−30.35	−45.01	54.3	236
V_{Ma}	25.71	31.11	−44.42	54.24	305
M_{Ma}	48.13	75.27	−8.35	75.73	354
N_{Ma}	18.01	0.0	0.0	0.0	0
W_{Ma}	95.41	0.0	0.0	0.0	0
R_{CIE}	39.92	58.66	26.98	64.56	25
J_{CIE}	81.26	−2.17	67.76	67.79	92
G_{CIE}	52.23	−42.26	11.75	43.87	164
B_{CIE}	30.57	1.15	−46.84	46.87	271

%Regularität
$g^*_{H,rel} = 57$
$g^*_{C,rel} = 59$

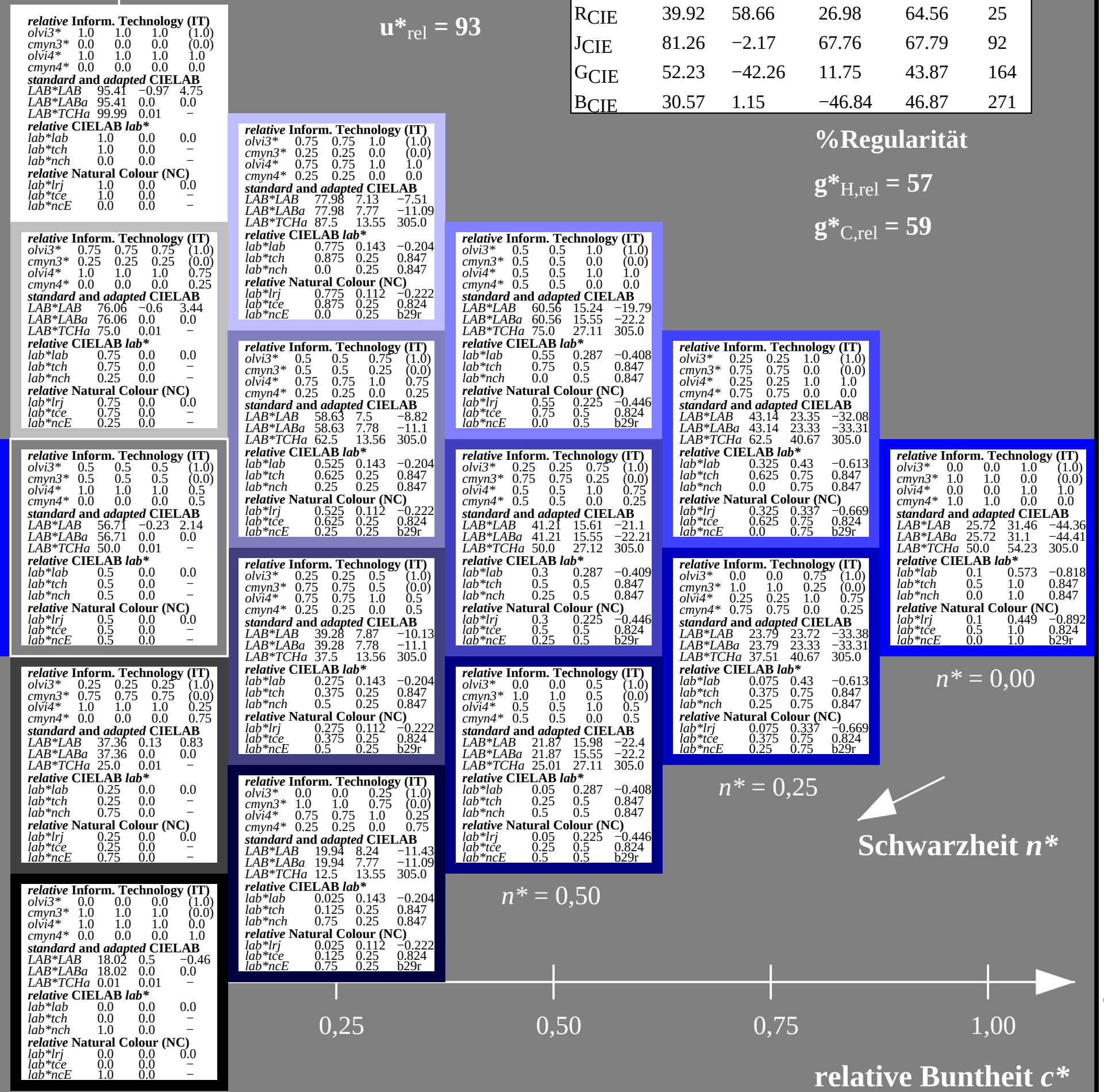

TG570−7, 5 stufige Reihen für konstanten CIELAB Buntton 273/360 = 0.758 (links)
5 stufige Reihen für konstanten CIELAB Buntton 305/360 = 0.847 (rechts)

BAM-Prüfvorlage TG57; Farbmetrik-Systeme NRS11 & ORS18 input: *olv* setrgbcolor*
D65: 2 Koordinaten-Daten von 5stufigen Farbreihen für 10 Bunttöne output: *no change compared to input*

Siehe ähnliche Dateien: http://www.ps.bam.de/TG57/
Technische Information: http://www.ps.bam.de Version 2.1, io=1,1

BAM-Registrierung: 20060101-TG57/10L/L57G04NP.PS/.PDF BAM-Material: Code=rha4ta
Anwendung für Beurteilung und Messung von Drucker− oder Monitorsystemen

Eingabe: Farbmetrisches Reflexions-System NRS11

für Buntton *h = lab*h = 325/360 = 0.903***
lab*tch* und *lab*nch

D65: Buntton B50R
LCH*Ma: 53 84 325
rgb*Ma: 1.0 0.0 1.0

Dreiecks-Helligkeit *t**

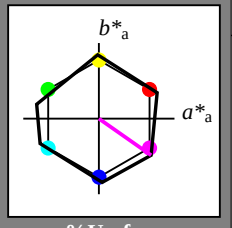

%Umfang

u*rel = 119

NRS11; adaptierte CIELAB-Daten

	L*=L*a	a*a	b*a	C*ab,a	h*ab,a
RMa	53.2	77.06	34.32	84.36	24
JMa	53.2	−1.51	84.38	84.39	91
GMa	53.2	−82.27	18.98	84.44	167
G50BMa	53.2	−77.72	−32.98	84.44	203
BMa	53.2	4.37	−84.28	84.41	273
B50RMa	53.2	69.09	−48.41	84.37	325
NMa	10.99	0.0	0.0	0.0	0
WMa	95.41	0.0	0.0	0.0	0
RCIE	39.92	58.69	27.98	65.01	25
JCIE	81.26	−2.9	71.56	71.62	92
GCIE	52.23	−42.45	13.59	44.59	162
BCIE	30.57	1.35	−46.48	46.51	272

%Regularität

g*H,rel = 47

g*C,rel = 100

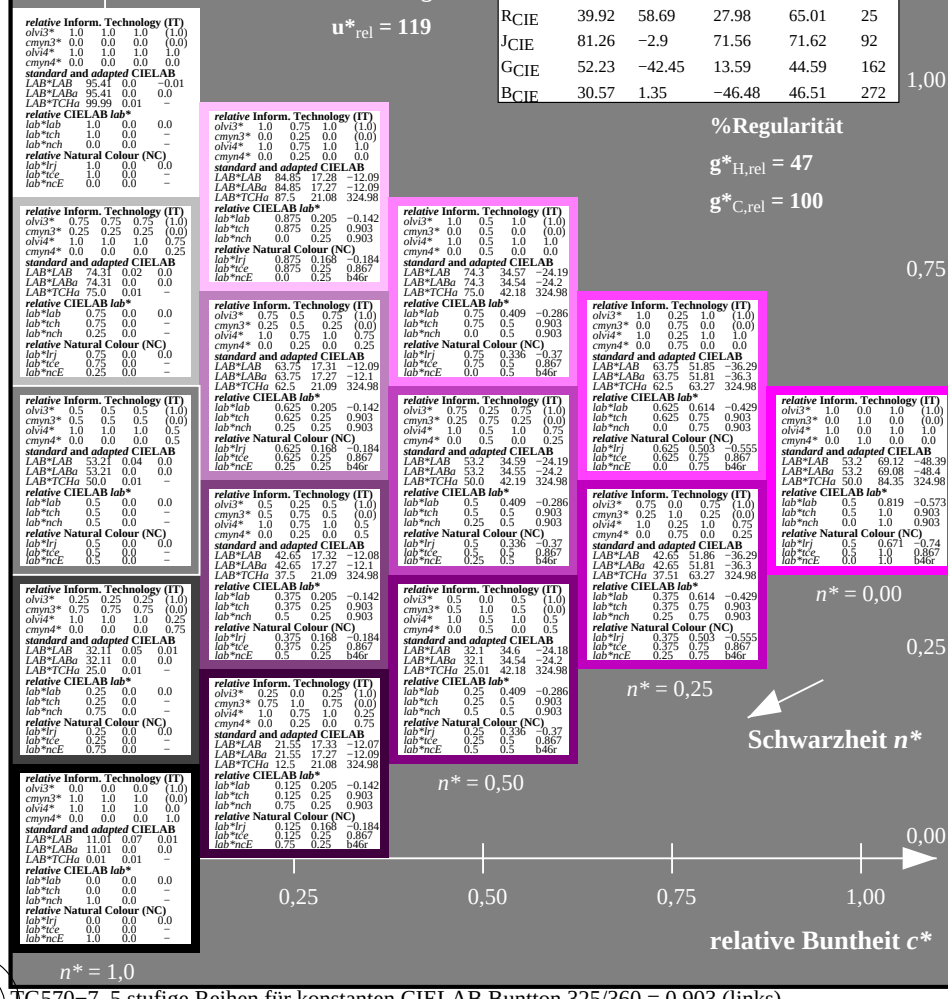

TG570−7, 5 stufige Reihen für konstanten CIELAB Buntton 325/360 = 0.903 (links)

Ausgabe: Farbmetrisches Reflexions-System ORS18

für Buntton h* = lab*h = 354/360 = 0.982
lab*tch* und *lab*nch

D65: Buntton M
LCH*Ma: 48 76 354
rgb*Ma: 1.0 0.0 1.0

Dreiecks-Helligkeit *t**

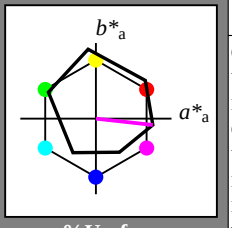

%Umfang

u*rel = 93

ORS18; adaptierte CIELAB-Daten

	L*=L*a	a*a	b*a	C*ab,a	h*ab,a
OMa	47.94	65.37	50.52	82.62	38
YMa	90.37	−10.27	91.77	92.34	96
LMa	50.9	−62.79	34.95	71.87	151
CMa	58.62	−30.35	−45.01	54.3	236
VMa	25.71	31.11	−44.42	54.24	305
MMa	48.13	75.27	−8.35	75.73	354
NMa	18.01	0.0	0.0	0.0	0
WMa	95.41	0.0	0.0	0.0	0
RCIE	39.92	58.66	26.98	64.56	25
JCIE	81.26	−2.17	67.76	67.79	92
GCIE	52.23	−42.26	11.75	43.87	164
BCIE	30.57	1.15	−46.84	46.87	271

%Regularität

g*H,rel = 57

g*C,rel = 59

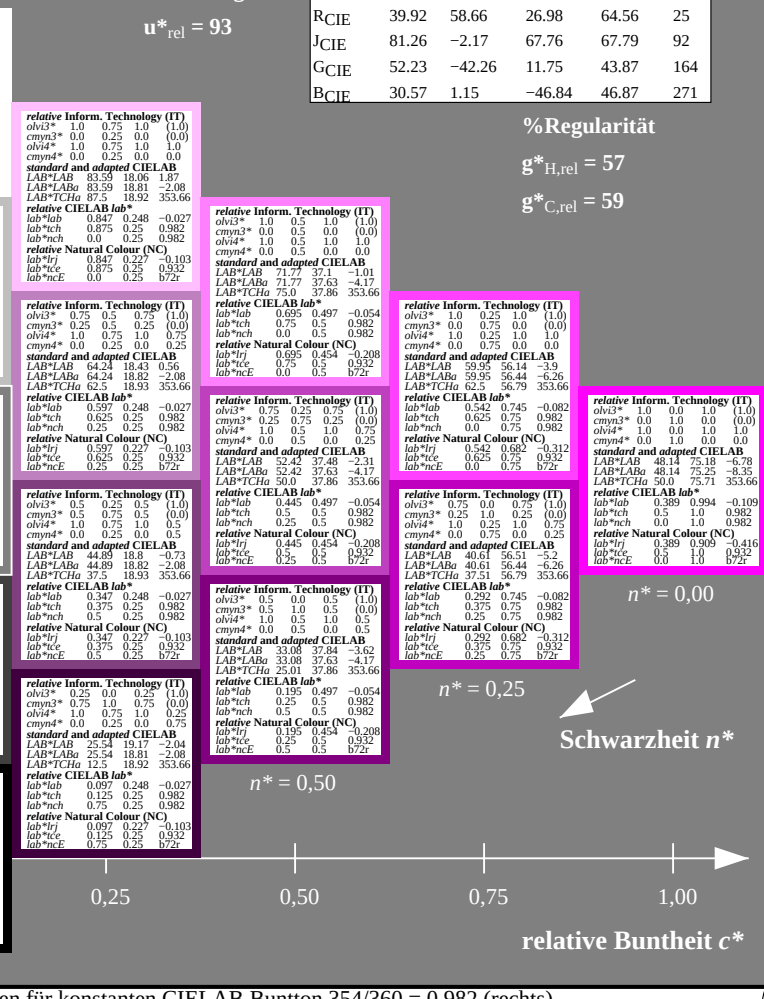

5 stufige Reihen für konstanten CIELAB Buntton 354/360 = 0.982 (rechts)

Siehe ähnliche Dateien: http://www.ps.bam.de/TG57/
Technische Information: http://www.ps.bam.de Version 2.1, io=1,1

BAM-Registrierung: 20060101-TG57/10L/L57G05NP.PS/.PDF BAM-Material: Code=rha4ta
Anwendung für Beurteilung und Messung von Drucker− oder Monitorsystemen
/TG57/ Form: 6/10, Serie: 1/1, Seite: 6 Sättigung 6

Eingabe: Farbmetrisches Reflexions-System NRS11

für Buntton $h^* = lab^*h = 25/360 = 0.071$
lab^*tch und lab^*nch

D65: Buntton R
LCH*Ma: 53 83 25
rgb*Ma: 1.0 0.03 0.0

Dreiecks-Helligkeit t^*

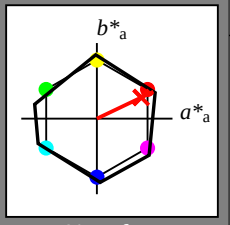

%Umfang

u^*_{rel} = 119

NRS11; adaptierte CIELAB-Daten

	$L^*=L^*_a$	a^*_a	b^*_a	$C^*_{ab,a}$	$h^*_{ab,a}$
R_{Ma}	53.2	77.06	34.32	84.36	24
J_{Ma}	53.2	−11.51	84.38	84.39	91
G_{Ma}	53.2	−82.27	18.98	84.44	167
$G50B_{Ma}$	53.2	−77.72	−32.98	84.44	203
B_{Ma}	53.2	4.37	−84.28	84.41	273
$B50R_{Ma}$	53.2	69.09	−48.41	84.37	325
N_{Ma}	10.99	0.0	0.0	0.0	0
W_{Ma}	95.41	0.0	0.0	0.0	0
R_{CIE}	39.92	58.69	27.98	65.01	25
J_{CIE}	81.26	−2.9	71.56	71.62	92
G_{CIE}	52.23	−42.45	13.59	44.59	162
B_{CIE}	30.57	1.35	−46.48	46.51	272

%Regularität

$g^*_{H,rel}$ = 47

$g^*_{C,rel}$ = 100

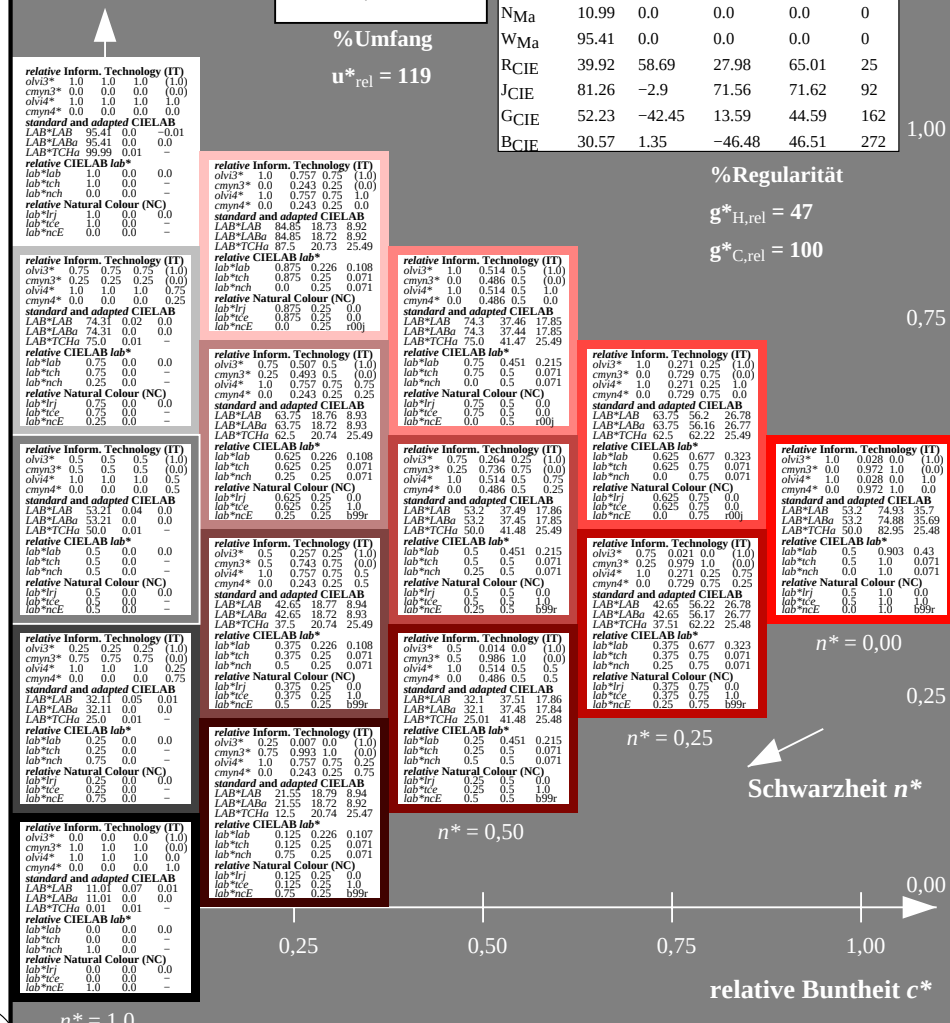

Ausgabe: Farbmetrisches Reflexions-System ORS18

für Buntton $h^* = lab^*h = 25/360 = 0.069$
lab^*tch und lab^*nch

D65: Buntton R
LCH*Ma: 48 75 25
rgb*Ma: 1.0 0.0 0.32

Dreiecks-Helligkeit t^*

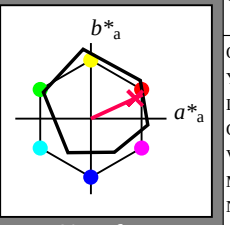

%Umfang

u^*_{rel} = 93

ORS18; adaptierte CIELAB-Daten

	$L^*=L^*_a$	a^*_a	b^*_a	$C^*_{ab,a}$	$h^*_{ab,a}$
O_{Ma}	47.94	65.37	50.52	82.62	38
Y_{Ma}	90.37	−10.27	91.77	92.34	96
L_{Ma}	50.9	−62.79	34.95	71.87	151
C_{Ma}	58.62	−30.35	−45.01	54.3	236
V_{Ma}	25.71	31.11	−44.42	54.24	305
M_{Ma}	48.13	75.27	−8.35	75.73	354
N_{Ma}	18.01	0.0	0.0	0.0	0
W_{Ma}	95.41	0.0	0.0	0.0	0
R_{CIE}	39.92	58.66	26.98	64.56	25
J_{CIE}	81.26	−2.17	67.76	67.79	92
G_{CIE}	52.23	−42.26	11.75	43.87	164
B_{CIE}	30.57	1.15	−46.84	46.87	271

%Regularität

$g^*_{H,rel}$ = 57

$g^*_{C,rel}$ = 59

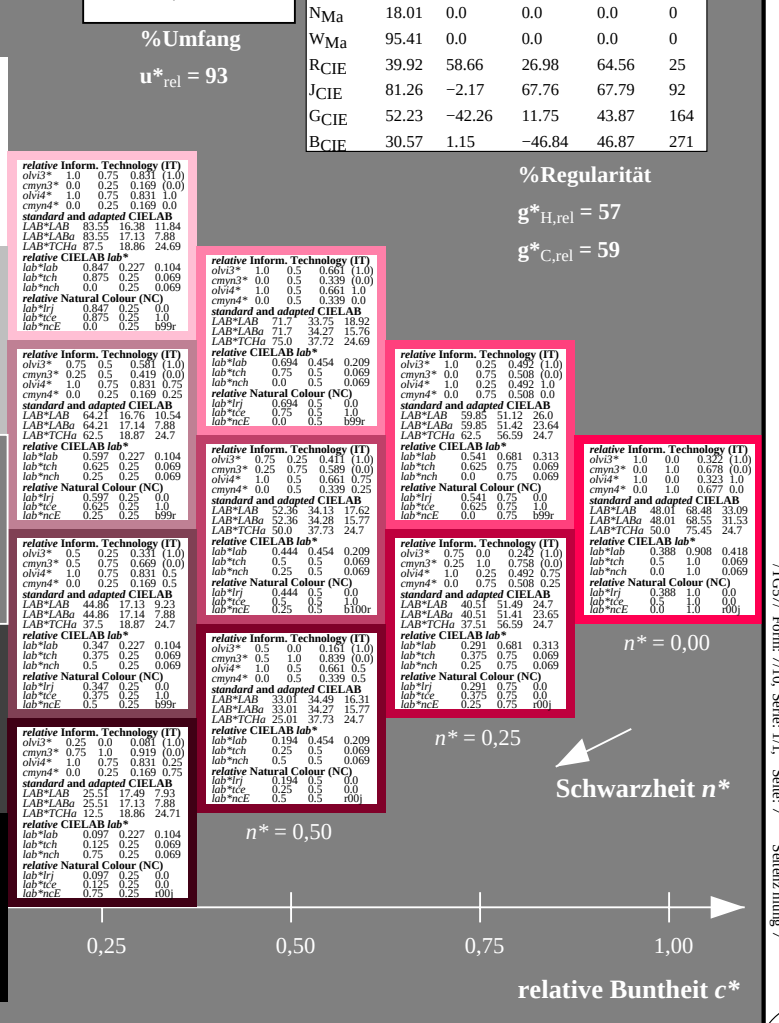

TG570−7, 5 stufige Reihen für konstanten CIELAB Buntton 25/360 = 0.071 (links)

5 stufige Reihen für konstanten CIELAB Buntton 25/360 = 0.069 (rechts)

BAM-Prüfvorlage TG57; Farbmetrik-Systeme NRS11 & ORS18 input: *olv* setrgbcolor*
D65: 2 Koordinaten-Daten von 5stufigen Farbreihen für 10 Buntton output: *no change compared to input*

Siehe ähnliche Dateien: http://www.ps.bam.de/TG57/
Technische Information: http://www.ps.bam.de Version 2.1, io=1,1

BAM-Registrierung: 20060101-TG57/10L/L57G06NP.PS/.PDF BAM-Material: Code=rha4ta
Anwendung für Beurteilung und Messung von Drucker− oder Monitorsystemen

www.ps.bam.de/TG57/10L/L57G07NP.PS/.PDF; Start-Ausgabe
N: Keine Ausgabe-Linearisierung (OL) in Datei (F), Startup (S), Gerät (D)

Siehe ähnliche Dateien: http://www.ps.bam.de/TG57/
Technische Information: http://www.ps.bam.de Version 2.1, io=1,1

Eingabe: Farbmetrisches Reflexions-System NRS11

für Buntton *h* = lab*h = 92/360 = 0.256*
lab*tch* und *lab*nch

D65: Buntton J
LCH*Ma: 53 83 92
rgb*Ma: 0.98 1.0 0.0

Dreiecks-Helligkeit *t**

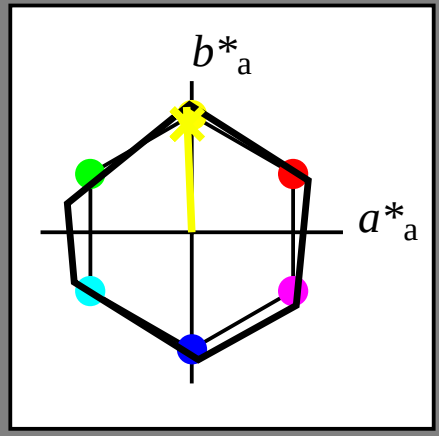

%Umfang
u*rel = 119

NRS11; adaptierte CIELAB-Daten

	L*=L*a	a*a	b*a	C*ab,a	h*ab,a
RMa	53.2	77.06	34.32	84.36	24
JMa	53.2	−1.51	84.38	84.39	91
GMa	53.2	−82.27	18.98	84.44	167
G50BMa	53.2	−77.72	−32.98	84.44	203
BMa	53.2	4.37	−84.28	84.41	273
B50RMa	53.2	69.09	−48.41	84.37	325
NMa	10.99	0.0	0.0	0.0	0
WMa	95.41	0.0	0.0	0.0	0
RCIE	39.92	58.69	27.98	65.01	25
JCIE	81.26	−2.9	71.56	71.62	92
GCIE	52.23	−42.45	13.59	44.59	162
BCIE	30.57	1.35	−46.48	46.51	272

%Regularität
g*H,rel = 47
g*C,rel = 100

relative **Inform. Technology (IT)**
olvi3* 1.0 1.0 1.0 (1.0)
cmyn3* 0.0 0.0 0.0 (0.0)
olvi4* 1.0 1.0 1.0 1.0
cmyn4* 0.0 0.0 0.0 0.0
standard and **adapted CIELAB**
LAB*LAB 95.41 0.0 −0.01
LAB*LABa 95.41 0.0 0.0
LAB*TCHa 99.99 0.01 −
relative **CIELAB *lab****
lab*lab 1.0 0.0 0.0
lab*tch 1.0 0.0 −
lab*nch 0.0 0.0 −
relative **Natural Colour (NC)**
lab*lrj 1.0 0.0 0.0
lab*tce 1.0 0.0 −
lab*ncE 0.0 0.0 −

relative **Inform. Technology (IT)**
olvi3* 0.994 1.0 0.75 (1.0)
cmyn3* 0.006 0.0 0.25 (0.0)
olvi4* 0.994 1.0 0.75 1.0
cmyn4* 0.006 0.0 0.25 0.0
standard and **adapted CIELAB**
LAB*LAB 84.85 −0.81 20.72
LAB*LABa 84.85 −0.82 20.72
LAB*TCHa 87.5 20.73 92.31
relative **CIELAB *lab****
lab*lab 0.875 −0.009 0.25
lab*tch 0.875 0.25 0.256
lab*nch 0.0 0.25 0.256
relative **Natural Colour (NC)**
lab*lrj 0.875 0.0 0.25
lab*tce 0.875 0.25 0.25
lab*ncE 0.0 0.25 r99j

1,00

relative **Inform. Technology (IT)**
olvi3* 0.75 0.75 0.75 (1.0)
cmyn3* 0.25 0.25 0.25 (0.0)
olvi4* 1.0 1.0 1.0 0.75
cmyn4* 0.0 0.0 0.0 0.25
standard and **adapted CIELAB**
LAB*LAB 74.31 0.02 0.0
LAB*LABa 74.31 0.0 0.0
LAB*TCHa 75.0 0.01 −
relative **CIELAB *lab****
lab*lab 0.75 0.0 0.0
lab*tch 0.75 0.0 −
lab*nch 0.25 0.0 −
relative **Natural Colour (NC)**
lab*lrj 0.75 0.0 0.0
lab*tce 0.75 0.0 −
lab*ncE 0.25 0.0 −

relative **Inform. Technology (IT)**
olvi3* 0.989 1.0 0.5 (1.0)
cmyn3* 0.011 0.0 0.5 (0.0)
olvi4* 0.989 1.0 0.5 1.0
cmyn4* 0.011 0.0 0.5 0.0
standard and **adapted CIELAB**
LAB*LAB 74.3 −1.64 41.44
LAB*LABa 74.3 −1.67 41.44
LAB*TCHa 75.0 41.47 92.32
relative **CIELAB *lab****
lab*lab 0.75 −0.019 0.499
lab*tch 0.75 0.5 0.256
lab*nch 0.0 0.5 0.256
relative **Natural Colour (NC)**
lab*lrj 0.75 0.0 0.5
lab*tce 0.75 0.5 0.25
lab*ncE 0.0 0.5 r99j

0,75

relative **Inform. Technology (IT)**
olvi3* 0.744 0.75 0.5 (1.0)
cmyn3* 0.256 0.25 0.5 (0.0)
olvi4* 0.994 1.0 0.75 0.75
cmyn4* 0.006 0.0 0.25 0.25
standard and **adapted CIELAB**
LAB*LAB 63.75 −0.8 20.73
LAB*LABa 63.75 −0.83 20.72
LAB*TCHa 62.5 20.74 92.33
relative **CIELAB *lab****
lab*lab 0.625 −0.009 0.25
lab*tch 0.625 0.25 0.256
lab*nch 0.25 0.25 0.256
relative **Natural Colour (NC)**
lab*lrj 0.625 0.0 0.25
lab*tce 0.625 0.25 0.25
lab*ncE 0.25 0.25 r99j

relative **Inform. Technology (IT)**
olvi3* 0.983 1.0 0.25 (1.0)
cmyn3* 0.017 0.0 0.75 (0.0)
olvi4* 0.983 1.0 0.25 1.0
cmyn4* 0.017 0.0 0.75 0.0
standard and **adapted CIELAB**
LAB*LAB 63.75 −2.48 62.16
LAB*LABa 63.75 −2.51 62.15
LAB*TCHa 62.5 62.21 92.32
relative **CIELAB *lab****
lab*lab 0.625 −0.029 0.749
lab*tch 0.625 0.75 0.256
lab*nch 0.0 0.75 0.256
relative **Natural Colour (NC)**
lab*lrj 0.625 0.0 0.75
lab*tce 0.625 0.75 0.25
lab*ncE 0.0 0.75 r99j

relative **Inform. Technology (IT)**
olvi3* 0.5 0.5 0.5 (1.0)
cmyn3* 0.5 0.5 0.5 (0.0)
olvi4* 1.0 1.0 1.0 0.5
cmyn4* 0.0 0.0 0.0 0.5
standard and **adapted CIELAB**
LAB*LAB 53.21 0.04 0.0
LAB*LABa 53.21 0.0 0.0
LAB*TCHa 50.0 0.01 −
relative **CIELAB *lab****
lab*lab 0.5 0.0 0.0
lab*tch 0.5 0.0 −
lab*nch 0.5 0.0 −
relative **Natural Colour (NC)**
lab*lrj 0.5 0.0 0.0
lab*tce 0.5 0.0 −
lab*ncE 0.5 0.0 −

relative **Inform. Technology (IT)**
olvi3* 0.739 0.75 0.25 (1.0)
cmyn3* 0.261 0.25 0.75 (0.0)
olvi4* 0.989 1.0 0.5 0.75
cmyn4* 0.011 0.0 0.5 0.25
standard and **adapted CIELAB**
LAB*LAB 53.2 −1.63 41.45
LAB*LABa 53.2 −1.68 41.44
LAB*TCHa 50.0 41.47 92.33
relative **CIELAB *lab****
lab*lab 0.5 −0.019 0.5
lab*tch 0.5 0.5 0.256
lab*nch 0.25 0.5 0.256
relative **Natural Colour (NC)**
lab*lrj 0.5 0.0 0.5
lab*tce 0.5 0.5 0.25
lab*ncE 0.25 0.5 r99j

relative **Inform. Technology (IT)**
olvi3* 0.977 1.0 0.0 (1.0)
cmyn3* 0.023 0.0 1.0 (0.0)
olvi4* 0.977 1.0 0.0 1.0
cmyn4* 0.023 0.0 1.0 0.0
standard and **adapted CIELAB**
LAB*LAB 53.2 −3.31 82.87
LAB*LABa 53.2 −3.35 82.86
LAB*TCHa 50.0 82.93 92.32
relative **CIELAB *lab****
lab*lab 0.5 −0.04 0.999
lab*tch 0.5 1.0 0.256
lab*nch 0.0 1.0 0.256
relative **Natural Colour (NC)**
lab*lrj 0.5 0.0 1.0
lab*tce 0.5 1.0 0.25
lab*ncE 0.0 1.0 r99j

relative **Inform. Technology (IT)**
olvi3* 0.494 0.5 0.25 (1.0)
cmyn3* 0.506 0.5 0.75 (0.0)
olvi4* 0.994 1.0 0.75 0.5
cmyn4* 0.006 0.0 0.25 0.5
standard and **adapted CIELAB**
LAB*LAB 42.65 −0.78 20.73
LAB*LABa 42.65 −0.83 20.72
LAB*TCHa 37.5 20.74 92.33
relative **CIELAB *lab****
lab*lab 0.375 −0.009 0.25
lab*tch 0.375 0.25 0.256
lab*nch 0.5 0.25 0.256
relative **Natural Colour (NC)**
lab*lrj 0.375 0.0 0.25
lab*tce 0.375 0.25 0.25
lab*ncE 0.5 0.25 r99j

relative **Inform. Technology (IT)**
olvi3* 0.733 0.75 0.0 (1.0)
cmyn3* 0.267 0.25 1.0 (0.0)
olvi4* 0.983 1.0 0.25 0.75
cmyn4* 0.017 0.0 0.75 0.25
standard and **adapted CIELAB**
LAB*LAB 42.65 −2.47 62.16
LAB*LABa 42.65 −2.52 62.15
LAB*TCHa 37.51 62.2 92.33
relative **CIELAB *lab****
lab*lab 0.375 −0.029 0.749
lab*tch 0.375 0.75 0.256
lab*nch 0.25 0.75 0.256
relative **Natural Colour (NC)**
lab*lrj 0.375 0.0 0.75
lab*tce 0.375 0.75 0.25
lab*ncE 0.25 0.75 j00g

*n** = 0,00

relative **Inform. Technology (IT)**
olvi3* 0.25 0.25 0.25 (1.0)
cmyn3* 0.75 0.75 0.75 (0.0)
olvi4* 1.0 1.0 1.0 0.25
cmyn4* 0.0 0.0 0.0 0.75
standard and **adapted CIELAB**
LAB*LAB 32.11 0.05 0.01
LAB*LABa 32.11 0.0 0.0
LAB*TCHa 25.0 0.01 −
relative **CIELAB *lab****
lab*lab 0.25 0.0 0.0
lab*tch 0.25 0.0 −
lab*nch 0.75 0.0 −
relative **Natural Colour (NC)**
lab*lrj 0.25 0.0 0.0
lab*tce 0.25 0.0 −
lab*ncE 0.75 0.0 −

relative **Inform. Technology (IT)**
olvi3* 0.489 0.5 0.0 (1.0)
cmyn3* 0.511 0.5 1.0 (0.0)
olvi4* 0.989 1.0 0.5 0.5
cmyn4* 0.011 0.0 0.5 0.5
standard and **adapted CIELAB**
LAB*LAB 32.1 −1.62 41.45
LAB*LABa 32.1 −1.68 41.43
LAB*TCHa 25.01 41.46 92.33
relative **CIELAB *lab****
lab*lab 0.25 −0.019 0.499
lab*tch 0.25 0.5 0.256
lab*nch 0.5 0.5 0.256
relative **Natural Colour (NC)**
lab*lrj 0.25 0.0 0.5
lab*tce 0.25 0.5 0.25
lab*ncE 0.5 0.5 j00g

0,25

relative **Inform. Technology (IT)**
olvi3* 0.244 0.25 0.0 (1.0)
cmyn3* 0.756 0.75 1.0 (0.0)
olvi4* 0.994 1.0 0.75 0.25
cmyn4* 0.006 0.0 0.25 0.75
standard and **adapted CIELAB**
LAB*LAB 21.55 −0.76 20.73
LAB*LABa 21.55 −0.83 20.71
LAB*TCHa 12.5 20.73 92.33
relative **CIELAB *lab****
lab*lab 0.125 −0.009 0.25
lab*tch 0.125 0.25 0.256
lab*nch 0.75 0.25 0.256
relative **Natural Colour (NC)**
lab*lrj 0.125 0.0 0.25
lab*tce 0.125 0.25 0.25
lab*ncE 0.75 0.25 j00g

*n** = 0,25

Schwarzheit *n**

*n** = 0,50

0,00

relative **Inform. Technology (IT)**
olvi3* 0.0 0.0 0.0 (1.0)
cmyn3* 1.0 1.0 1.0 (0.0)
olvi4* 1.0 1.0 1.0 0.0
cmyn4* 0.0 0.0 0.0 1.0
standard and **adapted CIELAB**
LAB*LAB 11.01 0.07 0.01
LAB*LABa 11.01 0.0 0.0
LAB*TCHa 0.01 0.01 −
relative **CIELAB *lab****
lab*lab 0.0 0.0 0.0
lab*tch 0.0 0.0 −
lab*nch 1.0 0.0 −
relative **Natural Colour (NC)**
lab*lrj 0.0 0.0 0.0
lab*tce 0.0 0.0 −
lab*ncE 1.0 0.0 −

0,25 0,50 0,75 1,00

relative Buntheit *c**

*n** = 1,0

Ausgabe: Farbmetrisches Reflexions-System ORS18

für Buntton *h* = lab*h = 92/360 = 0.255*
lab*tch* und *lab*nch

D65: Buntton J
LCH*Ma: 86 88 92
rgb*Ma: 1.0 0.9 0.0

Dreiecks-Helligkeit *t**

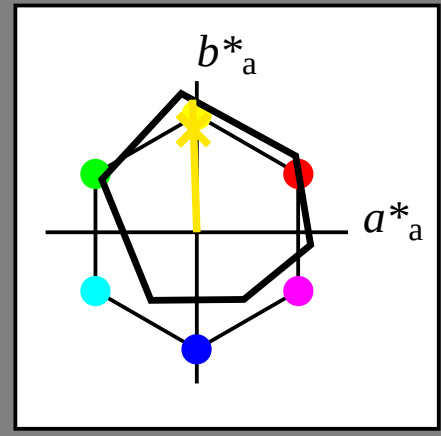

%Umfang
u*rel = 93

ORS18; adaptierte CIELAB-Daten

	L*=L*a	a*a	b*a	C*ab,a	h*ab,a
OMa	47.94	65.37	50.52	82.62	38
YMa	90.37	−10.27	91.77	92.34	96
LMa	50.9	−62.79	34.95	71.87	151
CMa	58.62	−30.35	−45.01	54.3	236
VMa	25.71	31.11	−44.42	54.24	305
MMa	48.13	75.27	−8.35	75.73	354
NMa	18.01	0.0	0.0	0.0	0
WMa	95.41	0.0	0.0	0.0	0
RCIE	39.92	58.66	26.98	64.56	25
JCIE	81.26	−2.17	67.76	67.79	92
GCIE	52.23	−42.26	11.75	43.87	164
BCIE	30.57	1.15	−46.84	46.87	271

%Regularität
g*H,rel = 57
g*C,rel = 59

relative **Inform. Technology (IT)**
olvi3* 1.0 1.0 1.0 (1.0)
cmyn3* 0.0 0.0 0.0 (0.0)
olvi4* 1.0 1.0 1.0 1.0
cmyn4* 0.0 0.0 0.0 0.0
standard and **adapted CIELAB**
LAB*LAB 95.41 −0.97 4.75
LAB*LABa 95.41 0.0 0.0
LAB*TCHa 99.99 0.01 −
relative **CIELAB *lab****
lab*lab 1.0 0.0 0.0
lab*tch 1.0 0.0 −
lab*nch 0.0 0.0 −
relative **Natural Colour (NC)**
lab*lrj 1.0 0.0 0.0
lab*tce 1.0 0.0 −
lab*ncE 0.0 0.0 −

relative **Inform. Technology (IT)**
olvi3* 1.0 0.975 0.75 (1.0)
cmyn3* 0.0 0.025 0.25 (0.0)
olvi4* 1.0 0.975 0.75 1.0
cmyn4* 0.0 0.025 0.25 0.0
standard and **adapted CIELAB**
LAB*LAB 93.1 −1.64 26.52
LAB*LABa 93.1 −0.7 21.92
LAB*TCHa 87.5 21.93 91.86
relative **CIELAB *lab****
lab*lab 0.97 −0.007 0.25
lab*tch 0.875 0.25 0.255
lab*nch 0.0 0.25 0.255
relative **Natural Colour (NC)**
lab*lrj 0.97 0.0 0.25
lab*tce 0.875 0.25 0.25
lab*ncE 0.0 0.25 j00g

relative **Inform. Technology (IT)**
olvi3* 0.75 0.75 0.75 (1.0)
cmyn3* 0.25 0.25 0.25 (0.0)
olvi4* 1.0 1.0 1.0 0.75
cmyn4* 0.0 0.0 0.0 0.25
standard and **adapted CIELAB**
LAB*LAB 76.06 −0.6 3.44
LAB*LABa 76.06 0.0 0.0
LAB*TCHa 75.0 0.01 −
relative **CIELAB *lab****
lab*lab 0.75 0.0 0.0
lab*tch 0.75 0.0 −
lab*nch 0.25 0.0 −
relative **Natural Colour (NC)**
lab*lrj 0.75 0.0 0.0
lab*tce 0.75 0.0 −
lab*ncE 0.25 0.0 −

relative **Inform. Technology (IT)**
olvi3* 1.0 0.951 0.5 (1.0)
cmyn3* 0.0 0.049 0.5 (0.0)
olvi4* 1.0 0.951 0.5 1.0
cmyn4* 0.0 0.049 0.5 0.0
standard and **adapted CIELAB**
LAB*LAB 90.8 −2.3 48.29
LAB*LABa 90.8 −1.41 43.85
LAB*TCHa 75.0 43.87 91.85
relative **CIELAB *lab****
lab*lab 0.94 −0.015 0.5
lab*tch 0.75 0.5 0.255
lab*nch 0.0 0.5 0.255
relative **Natural Colour (NC)**
lab*lrj 0.94 0.0 0.5
lab*tce 0.75 0.5 0.25
lab*ncE 0.0 0.5 j00g

relative **Inform. Technology (IT)**
olvi3* 0.75 0.725 0.5 (1.0)
cmyn3* 0.25 0.275 0.5 (0.0)
olvi4* 1.0 0.975 0.75 0.75
cmyn4* 0.0 0.025 0.25 0.25
standard and **adapted CIELAB**
LAB*LAB 73.75 −1.26 25.22
LAB*LABa 73.75 −0.7 21.93
LAB*TCHa 62.5 21.94 91.84
relative **CIELAB *lab****
lab*lab 0.72 −0.007 0.25
lab*tch 0.625 0.25 0.255
lab*nch 0.25 0.25 0.255
relative **Natural Colour (NC)**
lab*lrj 0.72 0.0 0.25
lab*tce 0.625 0.25 0.25
lab*ncE 0.25 0.25 r99j

relative **Inform. Technology (IT)**
olvi3* 1.0 0.926 0.25 (1.0)
cmyn3* 0.0 0.074 0.75 (0.0)
olvi4* 1.0 0.926 0.25 1.0
cmyn4* 0.0 0.074 0.75 0.0
standard and **adapted CIELAB**
LAB*LAB 88.49 −2.96 70.06
LAB*LABa 88.49 −2.11 65.77
LAB*TCHa 62.5 65.81 91.85
relative **CIELAB *lab****
lab*lab 0.911 −0.023 0.75
lab*tch 0.625 0.75 0.255
lab*nch 0.0 0.75 0.255
relative **Natural Colour (NC)**
lab*lrj 0.911 0.0 0.75
lab*tce 0.625 0.75 0.25
lab*ncE 0.0 0.75 j00g

relative **Inform. Technology (IT)**
olvi3* 0.5 0.5 0.5 (1.0)
cmyn3* 0.5 0.5 0.5 (0.0)
olvi4* 1.0 1.0 1.0 0.5
cmyn4* 0.0 0.0 0.0 0.5
standard and **adapted CIELAB**
LAB*LAB 56.71 −0.23 2.14
LAB*LABa 56.71 0.0 0.0
LAB*TCHa 50.0 0.01 −
relative **CIELAB *lab****
lab*lab 0.5 0.0 0.0
lab*tch 0.5 0.0 −
lab*nch 0.5 0.0 −
relative **Natural Colour (NC)**
lab*lrj 0.5 0.0 0.0
lab*tce 0.5 0.0 −
lab*ncE 0.5 0.0 −

relative **Inform. Technology (IT)**
olvi3* 0.75 0.701 0.25 (1.0)
cmyn3* 0.25 0.299 0.75 (0.0)
olvi4* 1.0 0.951 0.5 0.75
cmyn4* 0.0 0.049 0.5 0.25
standard and **adapted CIELAB**
LAB*LAB 71.45 −1.92 46.99
LAB*LABa 71.45 −1.4 43.85
LAB*TCHa 50.0 43.87 91.84
relative **CIELAB *lab****
lab*lab 0.69 −0.015 0.5
lab*tch 0.5 0.5 0.255
lab*nch 0.25 0.5 0.255
relative **Natural Colour (NC)**
lab*lrj 0.69 0.0 0.5
lab*tce 0.5 0.5 0.25
lab*ncE 0.25 0.5 r99j

relative **Inform. Technology (IT)**
olvi3* 1.0 0.901 0.0 (1.0)
cmyn3* 0.0 0.099 1.0 (0.0)
olvi4* 1.0 0.902 0.0 1.0
cmyn4* 0.0 0.098 1.0 0.0
standard and **adapted CIELAB**
LAB*LAB 86.19 −3.62 91.83
LAB*LABa 86.19 −2.82 87.69
LAB*TCHa 50.0 87.73 91.85
relative **CIELAB *lab****
lab*lab 0.881 −0.031 0.999
lab*tch 0.5 1.0 0.255
lab*nch 0.0 1.0 0.255
relative **Natural Colour (NC)**
lab*lrj 0.881 0.0 1.0
lab*tce 0.5 1.0 0.25
lab*ncE 0.0 1.0 j00g

relative **Inform. Technology (IT)**
olvi3* 0.5 0.475 0.25 (1.0)
cmyn3* 0.5 0.525 0.75 (0.0)
olvi4* 1.0 0.975 0.75 0.5
cmyn4* 0.0 0.025 0.25 0.5
standard and **adapted CIELAB**
LAB*LAB 54.4 −0.89 23.92
LAB*LABa 54.4 −0.7 21.93
LAB*TCHa 37.5 21.94 91.84
relative **CIELAB *lab****
lab*lab 0.47 −0.007 0.25
lab*tch 0.375 0.25 0.255
lab*nch 0.5 0.25 0.255
relative **Natural Colour (NC)**
lab*lrj 0.47 0.0 0.25
lab*tce 0.375 0.25 0.25
lab*ncE 0.5 0.25 r99j

relative **Inform. Technology (IT)**
olvi3* 0.75 0.676 0.0 (1.0)
cmyn3* 0.25 0.324 1.0 (0.0)
olvi4* 1.0 0.926 0.25 0.75
cmyn4* 0.0 0.074 0.75 0.25
standard and **adapted CIELAB**
LAB*LAB 69.15 −2.58 68.75
LAB*LABa 69.15 −2.11 65.77
LAB*TCHa 37.51 65.8 91.84
relative **CIELAB *lab****
lab*lab 0.661 −0.023 0.75
lab*tch 0.375 0.75 0.255
lab*nch 0.25 0.75 0.255
relative **Natural Colour (NC)**
lab*lrj 0.661 0.0 0.75
lab*tce 0.375 0.75 0.25
lab*ncE 0.25 0.75 r99j

*n** = 0,00

relative **Inform. Technology (IT)**
olvi3* 0.25 0.25 0.25 (1.0)
cmyn3* 0.75 0.75 0.75 (0.0)
olvi4* 1.0 1.0 1.0 0.25
cmyn4* 0.0 0.0 0.0 0.75
standard and **adapted CIELAB**
LAB*LAB 37.36 0.13 0.83
LAB*LABa 37.36 0.0 0.0
LAB*TCHa 25.0 0.01 −
relative **CIELAB *lab****
lab*lab 0.25 0.0 0.0
lab*tch 0.25 0.0 −
lab*nch 0.75 0.0 −
relative **Natural Colour (NC)**
lab*lrj 0.25 0.0 0.0
lab*tce 0.25 0.0 −
lab*ncE 0.75 0.0 −

relative **Inform. Technology (IT)**
olvi3* 0.5 0.451 0.0 (1.0)
cmyn3* 0.5 0.549 1.0 (0.0)
olvi4* 1.0 0.951 0.5 0.5
cmyn4* 0.0 0.049 0.5 0.5
standard and **adapted CIELAB**
LAB*LAB 52.1 −1.55 45.68
LAB*LABa 52.1 −1.4 43.84
LAB*TCHa 25.01 43.87 91.84
relative **CIELAB *lab****
lab*lab 0.44 −0.015 0.5
lab*tch 0.25 0.5 0.255
lab*nch 0.5 0.5 0.255
relative **Natural Colour (NC)**
lab*lrj 0.44 0.0 0.5
lab*tce 0.25 0.5 0.25
lab*ncE 0.5 0.5 r99j

relative **Inform. Technology (IT)**
olvi3* 0.25 0.225 0.0 (1.0)
cmyn3* 0.75 0.775 1.0 (0.0)
olvi4* 1.0 0.975 0.75 0.25
cmyn4* 0.0 0.025 0.25 0.75
standard and **adapted CIELAB**
LAB*LAB 35.05 −0.52 22.6
LAB*LABa 35.05 −0.69 21.92
LAB*TCHa 12.5 21.93 91.84
relative **CIELAB *lab****
lab*lab 0.22 −0.007 0.25
lab*tch 0.125 0.25 0.255
lab*nch 0.75 0.25 0.255
relative **Natural Colour (NC)**
lab*lrj 0.22 0.0 0.25
lab*tce 0.125 0.25 0.25
lab*ncE 0.75 0.25 r99j

*n** = 0,25

Schwarzheit *n**

*n** = 0,50

relative **Inform. Technology (IT)**
olvi3* 0.0 0.0 0.0 (1.0)
cmyn3* 1.0 1.0 1.0 (0.0)
olvi4* 1.0 1.0 1.0 0.0
cmyn4* 0.0 0.0 0.0 1.0
standard and **adapted CIELAB**
LAB*LAB 18.02 0.5 −0.46
LAB*LABa 18.02 0.0 0.0
LAB*TCHa 0.01 0.01 −
relative **CIELAB *lab****
lab*lab 0.0 0.0 0.0
lab*tch 0.0 0.0 −
lab*nch 1.0 0.0 −
relative **Natural Colour (NC)**
lab*lrj 0.0 0.0 0.0
lab*tce 0.0 0.0 −
lab*ncE 1.0 0.0 −

0,25 0,50 0,75 1,00

relative Buntheit *c**

*n** = 1,0

BAM-Registrierung: 20060101-TG57/10L/L57G07NP.PS/.PDF BAM-Material: Code=rha4ta
Anwendung für Beurteilung und Messung von Drucker− oder Monitorsystemen
/TG57/ Form: 8/10, Serie: 1/1, Seite: 8
Seitenz hlung 8

TG570−7, 5 stufige Reihen für konstanten CIELAB Buntton 92/360 = 0.256 (links) 5 stufige Reihen für konstanten CIELAB Buntton 92/360 = 0.255 (rechts)

BAM-Prüfvorlage TG57; Farbmetrik-Systeme NRS11 & ORS18 input: *olv* setrgbcolor*
D65: 2 Koordinaten-Daten von 5stufigen Farbreihen für 10 Bunttöne output: *no change compared to input*

Siehe ähnliche Dateien: http://www.ps.bam.de/TG57/
Technische Information: http://www.ps.bam.de Version 2.1, io=1,1

Eingabe: Farbmetrisches Reflexions-System NRS11

für Buntton *h* = lab*h = 162/360 = 0.451*
lab*tch* und *lab*nch

D65: Buntton G
LCH*Ma: 53 80 162
rgb*Ma: 0.08 1.0 0.0

Dreiecks-Helligkeit *t**

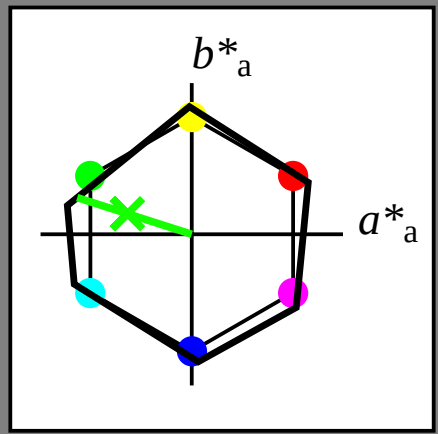

%Umfang

u*rel = 119

NRS11; adaptierte CIELAB-Daten

	L*=L*a	a*a	b*a	C*ab,a	h*ab,a
R_{Ma}	53.2	77.06	34.32	84.36	24
J_{Ma}	53.2	−1.51	84.38	84.39	91
G_{Ma}	53.2	−82.27	18.98	84.44	167
$G50B_{Ma}$	53.2	−77.72	−32.98	84.44	203
B_{Ma}	53.2	4.37	−84.28	84.41	273
$B50R_{Ma}$	53.2	69.09	−48.41	84.37	325
N_{Ma}	10.99	0.0	0.0	0.0	0
W_{Ma}	95.41	0.0	0.0	0.0	0
R_{CIE}	39.92	58.69	27.98	65.01	25
J_{CIE}	81.26	−2.9	71.56	71.62	92
G_{CIE}	52.23	−42.45	13.59	44.59	162
B_{CIE}	30.57	1.35	−46.48	46.51	272

%Regularität

g*H,rel = 47

g*C,rel = 100

1,00 0,75 0,25 0,00

relative Inform. Technology (IT)				
olvi3*	1.0	1.0	1.0	(1.0)
cmyn3*	0.0	0.0	0.0	(0.0)
olvi4*	1.0	1.0	1.0	1.0
cmyn4*	0.0	0.0	0.0	0.0
standard and adapted CIELAB				
LAB*LAB	95.41	0.0	−0.01	
LAB*LABa	95.41	0.0	0.0	
LAB*TCHa	99.99	0.01	–	
relative CIELAB lab*				
lab*lab	1.0	0.0	0.0	
lab*tch	1.0	0.0	–	
lab*nch	0.0	0.0	–	
relative Natural Colour (NC)				
lab*lrj	1.0	0.0	0.0	
lab*tce	1.0	0.0	–	
lab*ncE	0.0	0.0	–	

relative Inform. Technology (IT)				
olvi3*	0.75	0.75	0.75	(1.0)
cmyn3*	0.25	0.25	0.25	(0.0)
olvi4*	1.0	1.0	1.0	0.75
cmyn4*	0.0	0.0	0.0	0.25
standard and adapted CIELAB				
LAB*LAB	74.31	0.02	0.0	
LAB*LABa	74.31	0.0	0.0	
LAB*TCHa	75.0	0.01	–	
relative CIELAB lab*				
lab*lab	0.75	0.0	0.0	
lab*tch	0.75	0.0	–	
lab*nch	0.25	0.0	–	
relative Natural Colour (NC)				
lab*lrj	0.75	0.0	0.0	
lab*tce	0.75	0.0	–	
lab*ncE	0.25	0.0	–	

relative Inform. Technology (IT)				
olvi3*	0.5	0.5	0.5	(1.0)
cmyn3*	0.5	0.5	0.5	(0.0)
olvi4*	1.0	1.0	1.0	0.5
cmyn4*	0.0	0.0	0.0	0.5
standard and adapted CIELAB				
LAB*LAB	53.21	0.04	0.0	
LAB*LABa	53.21	0.0	0.0	
LAB*TCHa	50.0	0.01	–	
relative CIELAB lab*				
lab*lab	0.5	0.0	0.0	
lab*tch	0.5	0.0	–	
lab*nch	0.5	0.0	–	
relative Natural Colour (NC)				
lab*lrj	0.5	0.0	0.0	
lab*tce	0.5	0.0	–	
lab*ncE	0.5	0.0	–	

relative Inform. Technology (IT)				
olvi3*	0.25	0.25	0.25	(1.0)
cmyn3*	0.75	0.75	0.75	(0.0)
olvi4*	1.0	1.0	1.0	0.25
cmyn4*	0.0	0.0	0.0	0.75
standard and adapted CIELAB				
LAB*LAB	32.11	0.05	0.01	
LAB*LABa	32.11	0.0	0.0	
LAB*TCHa	25.0	0.01	–	
relative CIELAB lab*				
lab*lab	0.25	0.0	0.0	
lab*tch	0.25	0.0	–	
lab*nch	0.75	0.0	–	
relative Natural Colour (NC)				
lab*lrj	0.25	0.0	0.0	
lab*tce	0.25	0.0	–	
lab*ncE	0.75	0.0	–	

relative Inform. Technology (IT)				
olvi3*	0.0	0.0	0.0	(1.0)
cmyn3*	1.0	1.0	1.0	(0.0)
olvi4*	1.0	1.0	1.0	0.0
cmyn4*	0.0	0.0	0.0	1.0
standard and adapted CIELAB				
LAB*LAB	11.01	0.07	0.01	
LAB*LABa	11.01	0.0	0.0	
LAB*TCHa	0.01	0.01	–	
relative CIELAB lab*				
lab*lab	0.0	0.0	0.0	
lab*tch	0.0	0.0	–	
lab*nch	1.0	0.0	–	
relative Natural Colour (NC)				
lab*lrj	0.0	0.0	0.0	
lab*tce	0.0	0.0	–	
lab*ncE	1.0	0.0	–	

relative Inform. Technology (IT)				
olvi3*	0.77	1.0	0.75	(1.0)
cmyn3*	0.23	0.0	0.25	(0.0)
olvi4*	0.77	1.0	0.75	1.0
cmyn4*	0.23	0.0	0.25	0.0
standard and adapted CIELAB				
LAB*LAB	84.85	−18.91	6.06	
LAB*LABa	84.85	−18.92	6.06	
LAB*TCHa	87.5	19.88	162.25	
relative CIELAB lab*				
lab*lab	0.875	−0.237	0.076	
lab*tch	0.875	0.25	0.451	
lab*nch	0.0	0.25	0.451	
relative Natural Colour (NC)				
lab*lrj	0.875	−0.249	0.0	
lab*tce	0.875	0.25	0.5	
lab*ncE	0.0	0.25	j99g	

relative Inform. Technology (IT)				
olvi3*	0.52	0.75	0.5	(1.0)
cmyn3*	0.48	0.25	0.5	(0.0)
olvi4*	0.77	1.0	0.75	0.75
cmyn4*	0.23	0.0	0.25	0.25
standard and adapted CIELAB				
LAB*LAB	63.75	−18.9	6.07	
LAB*LABa	63.75	−18.93	6.06	
LAB*TCHa	62.5	19.89	162.25	
relative CIELAB lab*				
lab*lab	0.625	−0.237	0.076	
lab*tch	0.625	0.25	0.451	
lab*nch	0.25	0.25	0.451	
relative Natural Colour (NC)				
lab*lrj	0.625	−0.249	0.0	
lab*tce	0.625	0.25	0.5	
lab*ncE	0.25	0.25	j99g	

relative Inform. Technology (IT)				
olvi3*	0.27	0.5	0.25	(1.0)
cmyn3*	0.73	0.5	0.75	(0.0)
olvi4*	0.77	1.0	0.75	0.5
cmyn4*	0.23	0.0	0.25	0.5
standard and adapted CIELAB				
LAB*LAB	42.65	−18.88	6.08	
LAB*LABa	42.65	−18.93	6.06	
LAB*TCHa	37.5	19.89	162.25	
relative CIELAB lab*				
lab*lab	0.375	−0.237	0.076	
lab*tch	0.375	0.25	0.451	
lab*nch	0.5	0.25	0.451	
relative Natural Colour (NC)				
lab*lrj	0.375	−0.249	0.0	
lab*tce	0.375	0.25	0.5	
lab*ncE	0.5	0.25	j99g	

relative Inform. Technology (IT)				
olvi3*	0.02	0.25	0.0	(1.0)
cmyn3*	0.98	0.75	1.0	(0.0)
olvi4*	0.77	1.0	0.75	0.25
cmyn4*	0.23	0.0	0.25	0.75
standard and adapted CIELAB				
LAB*LAB	21.55	−18.86	6.07	
LAB*LABa	21.55	−18.93	6.05	
LAB*TCHa	12.5	19.89	162.28	
relative CIELAB lab*				
lab*lab	0.125	−0.237	0.076	
lab*tch	0.125	0.25	0.451	
lab*nch	0.75	0.25	0.451	
relative Natural Colour (NC)				
lab*lrj	0.125	−0.249	0.0	
lab*tce	0.125	0.25	0.5	
lab*ncE	0.75	0.25	g00b	

relative Inform. Technology (IT)				
olvi3*	0.54	1.0	0.5	(1.0)
cmyn3*	0.46	0.0	0.5	(0.0)
olvi4*	0.54	1.0	0.5	1.0
cmyn4*	0.46	0.0	0.5	0.0
standard and adapted CIELAB				
LAB*LAB	74.3	−37.84	12.13	
LAB*LABa	74.3	−37.87	12.12	
LAB*TCHa	75.0	39.77	162.25	
relative CIELAB lab*				
lab*lab	0.75	−0.475	0.152	
lab*tch	0.75	0.5	0.451	
lab*nch	0.0	0.5	0.451	
relative Natural Colour (NC)				
lab*lrj	0.75	−0.499	0.0	
lab*tce	0.75	0.5	0.5	
lab*ncE	0.0	0.5	j99g	

relative Inform. Technology (IT)				
olvi3*	0.29	0.75	0.25	(1.0)
cmyn3*	0.71	0.25	0.75	(0.0)
olvi4*	0.54	1.0	0.5	0.75
cmyn4*	0.46	0.0	0.5	0.25
standard and adapted CIELAB				
LAB*LAB	53.2	−37.83	12.13	
LAB*LABa	53.2	−37.87	12.12	
LAB*TCHa	50.0	39.78	162.25	
relative CIELAB lab*				
lab*lab	0.5	−0.475	0.152	
lab*tch	0.5	0.5	0.451	
lab*nch	0.25	0.5	0.451	
relative Natural Colour (NC)				
lab*lrj	0.5	−0.499	0.0	
lab*tce	0.5	0.5	0.5	
lab*ncE	0.25	0.5	j100g	

relative Inform. Technology (IT)				
olvi3*	0.04	0.5	0.0	(1.0)
cmyn3*	0.96	0.5	1.0	(0.0)
olvi4*	0.54	1.0	0.5	0.5
cmyn4*	0.46	0.0	0.5	0.5
standard and adapted CIELAB				
LAB*LAB	32.1	−37.81	12.13	
LAB*LABa	32.1	−37.87	12.12	
LAB*TCHa	25.01	39.77	162.27	
relative CIELAB lab*				
lab*lab	0.25	−0.475	0.152	
lab*tch	0.25	0.5	0.451	
lab*nch	0.5	0.5	0.451	
relative Natural Colour (NC)				
lab*lrj	0.25	−0.499	0.0	
lab*tce	0.25	0.5	0.5	
lab*ncE	0.5	0.5	g00b	

relative Inform. Technology (IT)				
olvi3*	0.31	1.0	0.25	(1.0)
cmyn3*	0.69	0.0	0.75	(0.0)
olvi4*	0.311	1.0	0.25	1.0
cmyn4*	0.689	0.0	0.75	0.0
standard and adapted CIELAB				
LAB*LAB	63.75	−56.77	18.19	
LAB*LABa	63.75	−56.81	18.18	
LAB*TCHa	62.5	59.66	162.25	
relative CIELAB lab*				
lab*lab	0.625	−0.713	0.229	
lab*tch	0.625	0.75	0.451	
lab*nch	0.0	0.75	0.451	
relative Natural Colour (NC)				
lab*lrj	0.625	−0.749	0.0	
lab*tce	0.625	0.75	0.5	
lab*ncE	0.0	0.75	j99g	

relative Inform. Technology (IT)				
olvi3*	0.06	0.75	0.0	(1.0)
cmyn3*	0.94	0.25	1.0	(0.0)
olvi4*	0.31	1.0	0.25	0.75
cmyn4*	0.69	0.0	0.75	0.25
standard and adapted CIELAB				
LAB*LAB	42.65	−56.77	18.19	
LAB*LABa	42.65	−56.82	18.18	
LAB*TCHa	37.51	59.66	162.26	
relative CIELAB lab*				
lab*lab	0.375	−0.713	0.228	
lab*tch	0.375	0.75	0.451	
lab*nch	0.25	0.75	0.451	
relative Natural Colour (NC)				
lab*lrj	0.375	−0.749	0.0	
lab*tce	0.375	0.75	0.5	
lab*ncE	0.25	0.75	g00b	

relative Inform. Technology (IT)				
olvi3*	0.081	1.0	0.0	(1.0)
cmyn3*	0.919	0.0	1.0	(0.0)
olvi4*	0.081	1.0	0.0	1.0
cmyn4*	0.919	0.0	1.0	0.0
standard and adapted CIELAB				
LAB*LAB	53.2	−75.71	24.25	
LAB*LABa	53.2	−75.75	24.24	
LAB*TCHa	50.0	79.54	162.26	
relative CIELAB lab*				
lab*lab	0.5	−0.951	0.305	
lab*tch	0.5	1.0	0.451	
lab*nch	0.0	1.0	0.451	
relative Natural Colour (NC)				
lab*lrj	0.5	−0.999	0.0	
lab*tce	0.5	1.0	0.5	
lab*ncE	0.0	1.0	g00b	

n = 0,00* *n* = 0,25* *n* = 0,50* *n* = 1,0*

Schwarzheit *n**

0,25 0,50 0,75 1,00

relative Buntheit *c**

Ausgabe: Farbmetrisches Reflexions-System ORS18

für Buntton *h* = lab*h = 164/360 = 0.457*
lab*tch* und *lab*nch

D65: Buntton G
LCH*Ma: 53 57 164
rgb*Ma: 0.0 1.0 0.25

Dreiecks-Helligkeit *t**

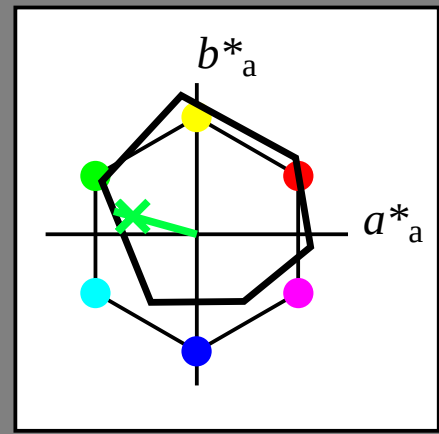

%Umfang

u*rel = 93

ORS18; adaptierte CIELAB-Daten

	L*=L*a	a*a	b*a	C*ab,a	h*ab,a
O_{Ma}	47.94	65.37	50.52	82.62	38
Y_{Ma}	90.37	−10.27	91.77	92.34	96
L_{Ma}	50.9	−62.79	34.95	71.87	151
C_{Ma}	58.62	−30.35	−45.01	54.3	236
V_{Ma}	25.71	31.11	−44.42	54.24	305
M_{Ma}	48.13	75.27	−8.35	75.73	354
N_{Ma}	18.01	0.0	0.0	0.0	0
W_{Ma}	95.41	0.0	0.0	0.0	0
R_{CIE}	39.92	58.66	26.98	64.56	25
J_{CIE}	81.26	−2.17	67.76	67.79	92
G_{CIE}	52.23	−42.26	11.75	43.87	164
B_{CIE}	30.57	1.15	−46.84	46.87	271

%Regularität

g*H,rel = 57

g*C,rel = 59

relative Inform. Technology (IT)				
olvi3*	1.0	1.0	1.0	(1.0)
cmyn3*	0.0	0.0	0.0	(0.0)
olvi4*	1.0	1.0	1.0	1.0
cmyn4*	0.0	0.0	0.0	0.0
standard and adapted CIELAB				
LAB*LAB	95.41	−0.97	4.75	
LAB*LABa	95.41	0.0	0.0	
LAB*TCHa	99.99	0.01	–	
relative CIELAB lab*				
lab*lab	1.0	0.0	0.0	
lab*tch	1.0	0.0	–	
lab*nch	0.0	0.0	–	
relative Natural Colour (NC)				
lab*lrj	1.0	0.0	0.0	
lab*tce	1.0	0.0	–	
lab*ncE	0.0	0.0	–	

relative Inform. Technology (IT)				
olvi3*	0.75	0.75	0.75	(1.0)
cmyn3*	0.25	0.25	0.25	(0.0)
olvi4*	1.0	1.0	1.0	0.75
cmyn4*	0.0	0.0	0.0	0.25
standard and adapted CIELAB				
LAB*LAB	76.06	−0.6	3.44	
LAB*LABa	76.06	0.0	0.0	
LAB*TCHa	75.0	0.01	–	
relative CIELAB lab*				
lab*lab	0.75	0.0	0.0	
lab*tch	0.75	0.0	–	
lab*nch	0.25	0.0	–	
relative Natural Colour (NC)				
lab*lrj	0.75	0.0	0.0	
lab*tce	0.75	0.0	–	
lab*ncE	0.25	0.0	–	

relative Inform. Technology (IT)				
olvi3*	0.5	0.5	0.5	(1.0)
cmyn3*	0.5	0.5	0.5	(0.0)
olvi4*	1.0	1.0	1.0	0.5
cmyn4*	0.0	0.0	0.0	0.5
standard and adapted CIELAB				
LAB*LAB	56.71	−0.23	2.14	
LAB*LABa	56.71	0.0	0.0	
LAB*TCHa	50.0	0.01	–	
relative CIELAB lab*				
lab*lab	0.5	0.0	0.0	
lab*tch	0.5	0.0	–	
lab*nch	0.5	0.0	–	
relative Natural Colour (NC)				
lab*lrj	0.5	0.0	0.0	
lab*tce	0.5	0.0	–	
lab*ncE	0.5	0.0	–	

relative Inform. Technology (IT)				
olvi3*	0.25	0.25	0.25	(1.0)
cmyn3*	0.75	0.75	0.75	(0.0)
olvi4*	1.0	1.0	1.0	0.25
cmyn4*	0.0	0.0	0.0	0.75
standard and adapted CIELAB				
LAB*LAB	37.36	0.13	0.83	
LAB*LABa	37.36	0.0	0.0	
LAB*TCHa	25.0	0.01	–	
relative CIELAB lab*				
lab*lab	0.25	0.0	0.0	
lab*tch	0.25	0.0	–	
lab*nch	0.75	0.0	–	
relative Natural Colour (NC)				
lab*lrj	0.25	0.0	0.0	
lab*tce	0.25	0.0	–	
lab*ncE	0.75	0.0	–	

relative Inform. Technology (IT)				
olvi3*	0.0	0.0	0.0	(1.0)
cmyn3*	1.0	1.0	1.0	(0.0)
olvi4*	1.0	1.0	1.0	0.0
cmyn4*	0.0	0.0	0.0	1.0
standard and adapted CIELAB				
LAB*LAB	18.02	0.5	−0.46	
LAB*LABa	18.02	0.0	0.0	
LAB*TCHa	0.01	0.01	–	
relative CIELAB lab*				
lab*lab	0.0	0.0	0.0	
lab*tch	0.0	0.0	–	
lab*nch	1.0	0.0	–	
relative Natural Colour (NC)				
lab*lrj	0.0	0.0	0.0	
lab*tce	0.0	0.0	–	
lab*ncE	1.0	0.0	–	

relative Inform. Technology (IT)				
olvi3*	0.75	1.0	0.812	(1.0)
cmyn3*	0.25	0.0	0.188	(0.0)
olvi4*	0.75	1.0	0.812	1.0
cmyn4*	0.25	0.0	0.188	0.0
standard and adapted CIELAB				
LAB*LAB	84.75	−14.46	7.85	
LAB*LABa	84.75	−13.69	3.81	
LAB*TCHa	87.5	14.22	164.46	
relative CIELAB lab*				
lab*lab	0.862	−0.24	0.067	
lab*tch	0.875	0.25	0.457	
lab*nch	0.0	0.25	0.457	
relative Natural Colour (NC)				
lab*lrj	0.862	−0.249	0.0	
lab*tce	0.875	0.25	0.5	
lab*ncE	0.0	0.25	g00b	

relative Inform. Technology (IT)				
olvi3*	0.5	0.75	0.562	(1.0)
cmyn3*	0.5	0.25	0.438	(0.0)
olvi4*	0.75	1.0	0.812	0.75
cmyn4*	0.25	0.0	0.188	0.25
standard and adapted CIELAB				
LAB*LAB	65.41	−14.1	6.55	
LAB*LABa	65.41	−13.69	3.81	
LAB*TCHa	62.5	14.22	164.46	
relative CIELAB lab*				
lab*lab	0.612	−0.24	0.067	
lab*tch	0.625	0.25	0.457	
lab*nch	0.25	0.25	0.457	
relative Natural Colour (NC)				
lab*lrj	0.612	−0.249	0.0	
lab*tce	0.625	0.25	0.5	
lab*ncE	0.25	0.25	j99g	

relative Inform. Technology (IT)				
olvi3*	0.25	0.5	0.312	(1.0)
cmyn3*	0.75	0.5	0.688	(0.0)
olvi4*	0.75	1.0	0.812	0.5
cmyn4*	0.25	0.0	0.188	0.5
standard and adapted CIELAB				
LAB*LAB	46.06	−13.73	5.24	
LAB*LABa	46.06	−13.69	3.81	
LAB*TCHa	37.5	14.22	164.46	
relative CIELAB lab*				
lab*lab	0.362	−0.24	0.067	
lab*tch	0.375	0.25	0.457	
lab*nch	0.5	0.25	0.457	
relative Natural Colour (NC)				
lab*lrj	0.362	−0.249	0.0	
lab*tce	0.375	0.25	0.5	
lab*ncE	0.5	0.25	j99g	

relative Inform. Technology (IT)				
olvi3*	0.0	0.25	0.062	(1.0)
cmyn3*	1.0	0.75	0.938	(0.0)
olvi4*	0.75	1.0	0.812	0.25
cmyn4*	0.25	0.0	0.188	0.75
standard and adapted CIELAB				
LAB*LAB	26.71	−13.35	3.94	
LAB*LABa	26.71	−13.69	3.82	
LAB*TCHa	12.5	14.22	164.44	
relative CIELAB lab*				
lab*lab	0.112	−0.24	0.067	
lab*tch	0.125	0.25	0.457	
lab*nch	0.75	0.25	0.457	
relative Natural Colour (NC)				
lab*lrj	0.112	−0.249	0.0	
lab*tce	0.125	0.25	0.5	
lab*ncE	0.75	0.25	j99g	

relative Inform. Technology (IT)				
olvi3*	0.5	1.0	0.623	(1.0)
cmyn3*	0.5	0.0	0.377	(0.0)
olvi4*	0.5	1.0	0.623	1.0
cmyn4*	0.5	0.0	0.377	0.0
standard and adapted CIELAB				
LAB*LAB	74.1	−27.96	10.94	
LAB*LABa	74.1	−27.39	7.62	
LAB*TCHa	75.0	28.44	164.46	
relative CIELAB lab*				
lab*lab	0.725	−0.481	0.134	
lab*tch	0.75	0.5	0.457	
lab*nch	0.0	0.5	0.457	
relative Natural Colour (NC)				
lab*lrj	0.725	−0.499	0.0	
lab*tce	0.75	0.5	0.5	
lab*ncE	0.0	0.5	g00b	

relative Inform. Technology (IT)				
olvi3*	0.25	0.75	0.373	(1.0)
cmyn3*	0.75	0.25	0.627	(0.0)
olvi4*	0.5	1.0	0.623	0.75
cmyn4*	0.5	0.0	0.377	0.25
standard and adapted CIELAB				
LAB*LAB	54.75	−27.6	9.64	
LAB*LABa	54.75	−27.39	7.62	
LAB*TCHa	50.0	28.44	164.46	
relative CIELAB lab*				
lab*lab	0.475	−0.481	0.134	
lab*tch	0.5	0.5	0.457	
lab*nch	0.25	0.5	0.457	
relative Natural Colour (NC)				
lab*lrj	0.475	−0.499	0.0	
lab*tce	0.5	0.5	0.5	
lab*ncE	0.25	0.5	j99g	

relative Inform. Technology (IT)				
olvi3*	0.0	0.5	0.123	(1.0)
cmyn3*	1.0	0.5	0.877	(0.0)
olvi4*	0.5	1.0	0.623	0.5
cmyn4*	0.5	0.0	0.377	0.5
standard and adapted CIELAB				
LAB*LAB	35.41	−27.22	8.34	
LAB*LABa	35.41	−27.39	7.63	
LAB*TCHa	25.01	28.44	164.45	
relative CIELAB lab*				
lab*lab	0.225	−0.481	0.134	
lab*tch	0.25	0.5	0.457	
lab*nch	0.5	0.5	0.457	
relative Natural Colour (NC)				
lab*lrj	0.225	−0.499	0.0	
lab*tce	0.25	0.5	0.5	
lab*ncE	0.5	0.5	j99g	

relative Inform. Technology (IT)				
olvi3*	0.25	1.0	0.435	(1.0)
cmyn3*	0.75	0.0	0.565	(0.0)
olvi4*	0.25	1.0	0.435	1.0
cmyn4*	0.75	0.0	0.565	0.0
standard and adapted CIELAB				
LAB*LAB	63.45	−41.46	14.03	
LAB*LABa	63.45	−41.09	11.43	
LAB*TCHa	62.5	42.66	164.46	
relative CIELAB lab*				
lab*lab	0.587	−0.721	0.201	
lab*tch	0.625	0.75	0.457	
lab*nch	0.0	0.75	0.457	
relative Natural Colour (NC)				
lab*lrj	0.587	−0.749	0.0	
lab*tce	0.625	0.75	0.5	
lab*ncE	0.0	0.75	g00b	

relative Inform. Technology (IT)				
olvi3*	0.0	0.75	0.185	(1.0)
cmyn3*	1.0	0.25	0.815	(0.0)
olvi4*	0.25	1.0	0.435	0.75
cmyn4*	0.75	0.0	0.565	0.25
standard and adapted CIELAB				
LAB*LAB	44.11	−41.09	12.73	
LAB*LABa	44.11	−41.09	11.44	
LAB*TCHa	37.51	42.66	164.45	
relative CIELAB lab*				
lab*lab	0.337	−0.721	0.201	
lab*tch	0.375	0.75	0.457	
lab*nch	0.25	0.75	0.457	
relative Natural Colour (NC)				
lab*lrj	0.337	−0.749	0.0	
lab*tce	0.375	0.75	0.5	
lab*ncE	0.25	0.75	j99g	

relative Inform. Technology (IT)				
olvi3*	0.0	1.0	0.246	(1.0)
cmyn3*	1.0	0.0	0.754	(0.0)
olvi4*	0.0	1.0	0.246	1.0
cmyn4*	1.0	0.0	0.754	0.0
standard and adapted CIELAB				
LAB*LAB	52.8	−54.95	17.13	
LAB*LABa	52.8	−54.79	15.24	
LAB*TCHa	50.0	56.88	164.45	
relative CIELAB lab*				
lab*lab	0.45	−0.962	0.268	
lab*tch	0.5	1.0	0.457	
lab*nch	0.0	1.0	0.457	
relative Natural Colour (NC)				
lab*lrj	0.45	−0.999	0.0	
lab*tce	0.5	1.0	0.5	
lab*ncE	0.0	1.0	j99g	

n = 0,00* *n* = 0,25* *n* = 0,50* *n* = 1,0*

Schwarzheit *n**

0,25 0,50 0,75 1,00

relative Buntheit *c**

TG570−7, 5 stufige Reihen für konstanten CIELAB Buntton 162/360 = 0.451 (links) 5 stufige Reihen für konstanten CIELAB Buntton 164/360 = 0.457 (rechts)

BAM-Registrierung: 20060101-TG57/10L/L57G08NP.PS/.PDF BAM-Material: Code=rha4ta
Anwendung für Beurteilung und Messung von Drucker− oder Monitorsystemen
/TG57/ Form: 9/10, Serie: 1/1, Seite: 9 Seitenz hlung 9

Siehe ähnliche Dateien: http://www.ps.bam.de/TG57/
Technische Information: http://www.ps.bam.de Version 2.1, io=1,1

Eingabe: Farbmetrisches Reflexions-System NRS11

für Buntton $h^* = lab^*h = 272/360 = 0.755$
lab^*tch und lab^*nch

D65: Buntton B
LCH*Ma: 53 83 272
rgb*Ma: 0.0 0.02 1.0

Dreiecks-Helligkeit t^*

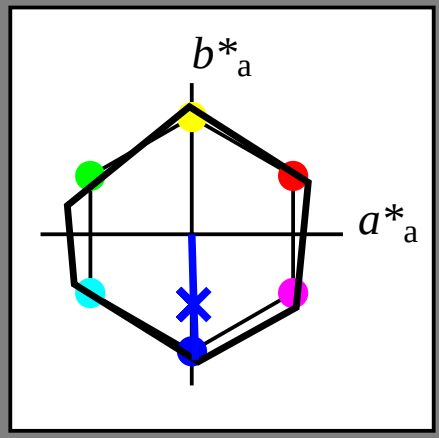

NRS11; adaptierte CIELAB-Daten

	$L^*=L^*_a$	a^*_a	b^*_a	$C^*_{ab,a}$	$h^*_{ab,a}$
R_{Ma}	53.2	77.06	34.32	84.36	24
J_{Ma}	53.2	−1.51	84.38	84.39	91
G_{Ma}	53.2	−82.27	18.98	84.44	167
$G50B_{Ma}$	53.2	−77.72	−32.98	84.44	203
B_{Ma}	53.2	4.37	−84.28	84.41	273
$B50R_{Ma}$	53.2	69.09	−48.41	84.37	325
N_{Ma}	10.99	0.0	0.0	0.0	0
W_{Ma}	95.41	0.0	0.0	0.0	0
R_{CIE}	39.92	58.69	27.98	65.01	25
J_{CIE}	81.26	−2.9	71.56	71.62	92
G_{CIE}	52.23	−42.45	13.59	44.59	162
B_{CIE}	30.57	1.35	−46.48	46.51	272

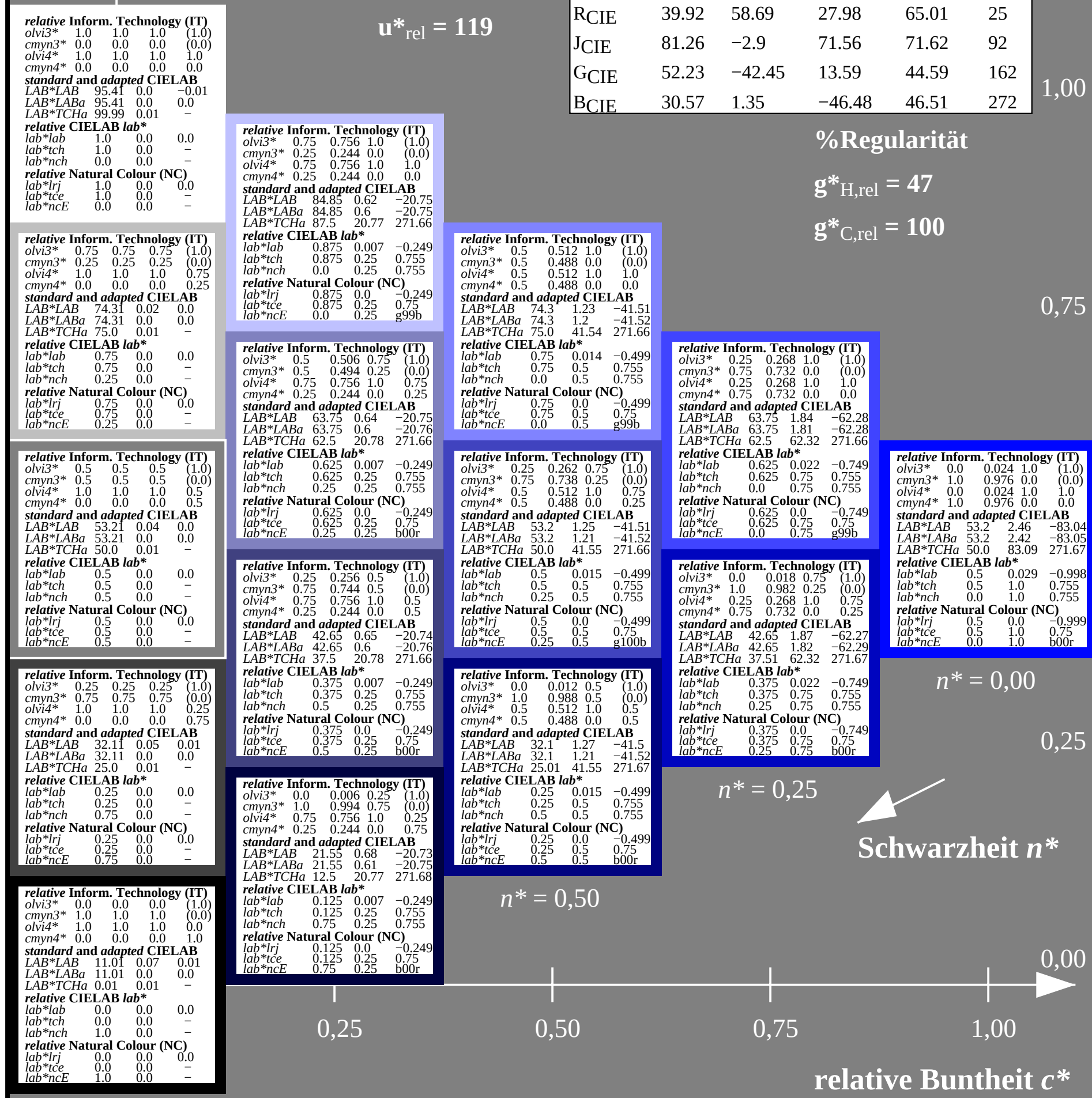

Ausgabe: Farbmetrisches Reflexions-System ORS18

für Buntton $h^* = lab^*h = 271/360 = 0.754$
lab^*tch und lab^*nch

D65: Buntton B
LCH*Ma: 42 45 271
rgb*Ma: 0.0 0.49 1.0

Dreiecks-Helligkeit t^*

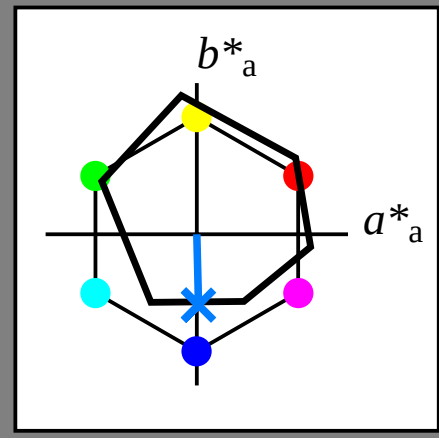

ORS18; adaptierte CIELAB-Daten

	$L^*=L^*_a$	a^*_a	b^*_a	$C^*_{ab,a}$	$h^*_{ab,a}$
O_{Ma}	47.94	65.37	50.52	82.62	38
Y_{Ma}	90.37	−10.27	91.77	92.34	96
L_{Ma}	50.9	−62.79	34.95	71.87	151
C_{Ma}	58.62	−30.35	−45.01	54.3	236
V_{Ma}	25.71	31.11	−44.42	54.24	305
M_{Ma}	48.13	75.27	−8.35	75.73	354
N_{Ma}	18.01	0.0	0.0	0.0	0
W_{Ma}	95.41	0.0	0.0	0.0	0
R_{CIE}	39.92	58.66	26.98	64.56	25
J_{CIE}	81.26	−2.17	67.76	67.79	92
G_{CIE}	52.23	−42.26	11.75	43.87	164
B_{CIE}	30.57	1.15	−46.84	46.87	271

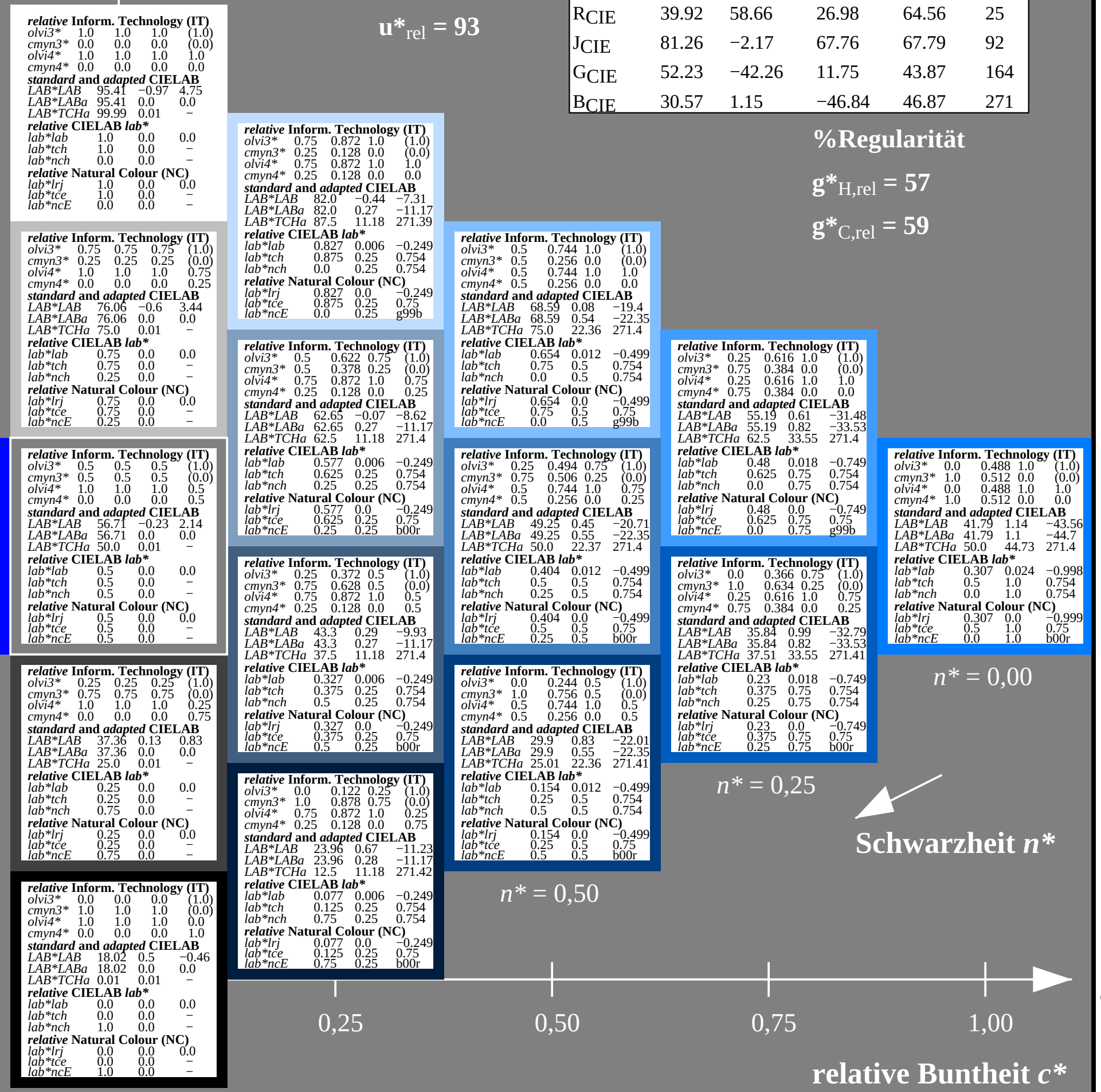

TG570−7, 5 stufige Reihen für konstanten CIELAB Buntton 272/360 = 0.755 (links)
5 stufige Reihen für konstanten CIELAB Buntton 271/360 = 0.754 (rechts)

BAM-Registrierung: 20060101-TG57/10L/L57G09NP.PS/.PDF BAM-Material: Code=rha4ta
Anwendung für Beurteilung und Messung von Drucker− oder Monitorsystemen

/TG57/ Form: 10/10, Serie: 1/1, Seite: 10 Seitenz hlung 10